



**BUCKINGHAM PARK WATER DISTRICT**  
2880 Eastlake Drive, Kelseyville, CA 95451

**AGENDA**

**MEETING OF THE BOARD**

Monday April 26, 2021 at 5:00 p.m.

**Held via teleconference**

**Due to COVID-19**

**The public may attend via teleconference by calling (425) 436-6362  
and use Access code: 807718#**

***REQUEST FOR DISABILITY RELATED MODIFICATION OR ACCOMMODATION:** A request for a disability-related modification or accommodation which is necessary to participate in the Board of Directors meeting should be made in writing to the Secretary to the Board at least 48 hours prior to the meeting.*

**1.0 CALL TO ORDER:**

Time: \_\_\_\_\_ / Location: Teleconference / Buckingham Park Water District's Business Office at 2874 Eastlake Drive, Kelseyville, CA 95451

**2.0 ROLL CALL OF BOARD MEMBERS:**

President, Mark Boyle	[ ]	Vice President, Ken Agarwal	[ ]	Director, Shannon Maurer	[ ]
Director, Lisa Vartabedian	[ ]	Director, Thomas Brandon	[ ]		

**3.0 PUBLIC INPUT:**

NON-AGENDA ITEMS – Members of the Public may address the Board for a maximum of 3 minutes on subject matter, which falls within the jurisdiction of the Board.

**4.0 CONSENT AGENDA:**

*(A Board Member may move any item from the Consent Agenda to the Action / Discussion Items should action need to be taken.)*

4.1 Approval of April 26<sup>th</sup>, 2021 Agenda

4.2 Approval of March 22<sup>nd</sup>, 2021 Minutes

**5.0 APPEALS:**

5.1 Appeal # 1 – Appeal of High Usage

**6.0 ACTION / DISCUSSION ITEMS:**

6.1 a) APPROVE / DISAPPROVE  
Managements Report March 2021

6.2 a) APPROVE / DISAPPROVE  
Sub-Committee for 2021 – 2022 Budget



**BUCKINGHAM PARK WATER DISTRICT**  
2880 Eastlake Drive, Kelseyville, CA 95451

**AGENDA**

**MEETING OF THE BOARD**

Monday April 26, 2021 at 5:00 p.m.

**Held via teleconference**

**Due to COVID-19**

**The public may attend via teleconference by calling (425) 436-6362  
and use Access code: 807718#**

- 6.3 DISCUSSION  
Auditor Update
- 6.4 DISCUSSION  
Update for build out of emergency water intake
- 7.0 **NEW BUSINESS:**
- 7.1 APPROVE / DISAPPROVE  
Adoption of Resolution #21-04-01 Authorizing Board signatures for funding
- 7.2 APPROVE / DISAPPROVE  
Adoption of Resolution to amend Resolution #21-04-02 Check signing requirements for the payment of District Expenses
- 7.3 APPROVE / DISAPPROVE  
Adoption of Final Resolution #21-04-03 Authorizing a contract with CalPERS
- 7.4 APPROVE / DISAPPROVE  
Final Contract Between CalPERS and Buckingham Park Water District Board of Directors
- 7.5 APPROVE / DISAPPROVE  
Engineering Agreement with Pace Engineering for Lake Intake Floating Pump
- 7.6 DISCUSSION  
SWRCB Health and Safety Code Section 116400 Sampling for Total Microcystins
- 7.7 DISCUSSION  
Review Statement of Water Diversion and Use for 2020



**BUCKINGHAM PARK WATER DISTRICT**

2880 Eastlake Drive, Kelseyville, CA 95451

**AGENDA**

MEETING OF THE BOARD

Monday April 26, 2021 at 5:00 p.m.

**Held via teleconference**

**Due to COVID-19**

**The public may attend via teleconference by calling (425) 436-6362  
and use Access code: 807718#**

7.8 Consideration of items not appearing on the posted agenda:

*Consideration of items not appearing on the posted agenda, if necessary, requires the following Board action prior to consideration: 1) A determination by a majority of the Board that an emergency situation exists (as defined in section 54956.9 of the Brown Act); or 2) A determination by a two-thirds vote of the legislative body or, if less than two-thirds of the members that are present, a unanimous vote of those members present, that there is a need to take immediate action and that the need for action came to the attention of the District subsequent to the agenda being posted.*

8.0 **ADJOURNMENT:**

Motion to adjourn: \_\_\_\_\_ Time: \_\_\_\_\_

Respectfully Submitted by:

Ahimsah Wonderwheel - General Manager / Interim Secretary to the Board





**BUCKINGHAM PARK WATER DISTRICT**  
2880 Eastlake Drive, Kelseyville, CA 95451

**OFFICIAL MEETING MINUTES**

**MEETING OF THE BOARD**

Monday March 22<sup>nd</sup>, 2021 at 5:00 p.m.;

Held via teleconference

Due to COVID-19

The public may attend via teleconference by calling (425) 436-6362  
and use Access code: 807718#

**1.0 CALL TO ORDER:**

Board President Mark Boyle called the meeting to order at 5:06pm

**2.0 ROLL CALL OF BOARD MEMBERS:**

Present: President Mark Boyle, Director Thomas Brandon, Director Shannon Maurer

Absent: Director Lisa Vartabedian, Vice President Ken Agarwal

**3.0 PUBLIC INPUT:**

**NON-AGENDA ITEMS** – Members of the Public may address the Board for a maximum of 3 minutes on subject matter, which falls within the jurisdiction of the Board. **None**

**4.0 CONSENT AGENDA:**

*(A Board Member may move any item from the Consent Agenda to the Action / Discussion Items should action need to be taken.)*

4.1 Approval of March 22<sup>nd</sup>, 2021 Agenda

4.2 Approval of February 22<sup>nd</sup>, 2021 Minutes

**The March 22<sup>nd</sup>, 2021 Agenda and the February 22<sup>nd</sup>, 2021 Minutes was approved by the following vote:**

**Ayes: Brandon, Maurer, and Boyle**

**Noes: None**

**Abstentions: None**

**Absent: Vartabedian, Agarwal**

**5.0 APPEALS:**

5.1 APPROVE / DISAPPROVE

Appeal #1 – Appeal of Carrying Charge

**The Board denied the appeal of Carrying Charge by the following vote:**

**Ayes: Maurer, Brandon, and Boyle**

**Noes: None**

**Abstentions: None**

**Absent: Vartabedian, Agarwal**



**BUCKINGHAM PARK WATER DISTRICT**  
2880 Eastlake Drive, Kelseyville, CA 95451

**OFFICIAL MEETING MINUTES**

**MEETING OF THE BOARD**

Monday March 22<sup>nd</sup>, 2021 at 5:00 p.m.;

Held via teleconference

Due to COVID-19

The public may attend via teleconference by calling (425) 436-6362  
and use Access code: 807718#

**6.0 ACTION / DISCUSSION ITEMS:**

**6.1 APPROVE / DISAPPROVE MANAGEMENT'S REPORT:**

- a) February 2021

**The Managements Report for February 2021 was approved by the following vote:**

**Ayes: Maurer, Brandon, and Boyle**

**Noes: None**

**Abstentions: None**

**Absent: Vartabedian, Agarwal**

**6.2 Discussion**

- a) Auditor Update – **Updated Board on Auditor progress**

**6.3 Discussion**

- a) Emergency Intertie with Riviera West – **In the process of completing application**  
b) Update for build out of Emergency water intake – **In the process of completing application**

**7.0 NEW BUSINESS:**

- 7.1 Adopt Resolution of Intension to enter into a contract with CalPERS

**The Resolution of Intension to enter into Contract with CalPERS was approved by the following vote  
(Pending County Counsel Review):**

**Ayes: Maurer, Brandon, and Boyle**

**Noes: None**

**Abstentions: None**

**Absent: Vartabedian, Agarwal**

- 7.2 Consideration of items not appearing on the posted agenda:

*Consideration of items not appearing on the posted agenda, if necessary, requires the following Board action prior to consideration: 1) A determination by a majority of the Board that an emergency situation exists (as defined in section 54956.9 of the Brown Act); or 2) A determination by a two-thirds vote of the legislative body or, if less than two-thirds of the members that are present, a unanimous vote of those members present, that there is a need to take immediate action and that the need for action came to the attention of the District subsequent to the agenda being posted. **None***

**BUCKINGHAM PARK WATER DISTRICT**

2880 Eastlake Drive, Kelseyville, CA 95451

**OFFICIAL MEETING MINUTES****MEETING OF THE BOARD**Monday March 22<sup>nd</sup>, 2021 at 5:00 p.m.;

Held via teleconference

Due to COVID-19

The public may attend via teleconference by calling (425) 436-6362  
and use Access code: 807718#

**8.0 ADJOURNMENT:**

Director Maurer made a motion to adjourn the public board meeting at 6:42 p.m. The motion carried by the following vote:

**Ayes: Maurer, Brandon, and Boyle**

**Noes: None**

**Abstentions: None**

**Absent: Vartabedian, Agarwal**

Respectfully Submitted by:

(Seal)

---

Lori Gonzalez - Office Manager / Secretary to the Board

BUCKINGHAM PARK WATER DISTRICT

2880 Eastlake Drive · Kelseyville, CA 95451  
Phone (707) 279-8568 · Fax (707) 279-2947

APPEAL #1

**To:** Board of Directors  
**From:** Lori Gonzalez, Office Manager & Secretary to the Board  
**Date:** April 5, 2021  
**Re:** Appeal – High Usage / Bill

Rebecca Accurso - Account #127117003

---

I am requesting direction from the Board regarding the above referenced account. We received an Appeal from Rebecca Accurso. Rebecca is asking Buckingham Park Water District to waive the water bill as they were not aware of a leak as no sign of water above ground. Operator Alan Mitchell notified her while reading the meter on March 30, 2021 that the leak indicator was spinning and that the water usage was high.

Unfortunately it is written in Section 4, Article E, Item 1 that the customer is responsible for all water that flowed through the water meter (please see below as stated in Ordinance)

**SECTION 4: ESTABLISHMENT OF DISTRICT BUDGET, RATES AND FEES, BILLING**

**E. CONSUMPTION BILLING**

- 1. The customer is liable for paying for all water that has flowed through the water meter as determined by reading the cubic feet of water recorded by the water meter**

Sincerely,



Lori Gonzalez  
Office Manager & Secretary to the Board

BUCKINGHAM PARK WATER DISTRICT  
2880 Eastlake Drive Kelseyville, CA 95451  
Phone (707) 279-8568 / Fax (707) 279-2947

Appeal Request Form

Name: Rebecca Acarso  
Mailing Address: 2905 Buckingham Dr  
Kelseyville, CA 95451  
Property Address  
(if different than above): \_\_\_\_\_

**APPEAL**

Please select the charge that you are appealing:

Carrying Charge  Backflow late Fee  High Usage / Bill   
Other: \_\_\_\_\_

Date of the charge that you are appealing: 2/23/21-3/30/21

Please describe below in detail the reason for your appeal: April 1, 2021

To Whom It May Concern,  
My name is Rebecca Acarso and I  
have lived at 2905 Buckingham Dr since 2012.  
On Tuesday, ~~April~~ March 30, 2021 an employee  
of the Buckingham Park Water District  
knocked at the door to tell my husband  
and I we had a water leak. My  
husband went outside to investigate immediately  
since there were no leaking issues in the  
house. After exploring outside our house,  
we found no apparent wet spots in the  
yard. There was no way we could have  
known we had a leak unless we had  
gone down to the meter. The very same  
day we started to take action. We shut  
off the water to our house (please see attached)

\_\_\_\_\_  
Agent / Date



At the meter we <sup>have</sup> only turned it on briefly in the mornings (mainly to take showers) and again in the evenings (to flush toilets and do the dishes and bathe our 5 month old baby before putting her to bed). We also started to figure out a plan to repair the water line. The next day, March 31, 2021 the work began on the water line. We hope to have the issue rectified within the next week, if not sooner. My husband and I would like to appeal our bill from 2/23/21-3/30/21 because frankly we cannot afford to pay the total due, which is \$727.11. Due to COVID-19 my husband has experienced loss of employment. I also have had a decrease in work because we recently had a baby and I have been out on maternity leave. Last month's bill gave no indication we had a leak (total due at that time was \$111.37). And as I stated before, there were no obvious wet spots from a leak, so there's no way we would have known unless we had gone to our meter. Thank you for your consideration of this appeal.

Sincerely,

Rebecca L. Teague

April 1, 2021

Bill To: Account: 127117003 Bill From: DATE: 4/1/2021

Rebecca Accurso  
 2905 Buckingham Drive  
 Kelseyville, CA 95451

Buckingham Park Water District  
 2880 Eastlake Drive  
 Kelseyville, CA 95451-9031

**SERVICE ADDRESS:** 2905 Buckingham Drive

3/1/2021	Previous Balance	\$111.37
3/8/2021	PAYMENT ** THANK YOU **	(\$111.37)
4/1/2021	Water/ Tier 1 @ \$0.031/CF(0-1145)	\$35.50
4/1/2021	Water/ Tier 2	\$24.78
4/1/2021	Water/ Tier 3	\$572.08
4/1/2021	CIP Reserve Fee	\$23.00
4/1/2021	Emergency Reserve (\$7.00)	\$0.00
4/1/2021	Residential Base Rate	\$71.75
	<b>TOTAL DUE</b>	<b>\$727.11</b>

Thank you for your consistently prompt payments.

ATTENTION: All bills paid after the due date of the last business day of the month will be considered delinquent and the \$15 Carrying Charge will be applied.

Now accepting credit card payments, for more information please call District office.

[http://www.buckinghamparkwater.us/ES%20Files/BSW\\_2019\\_CCR.pdf](http://www.buckinghamparkwater.us/ES%20Files/BSW_2019_CCR.pdf)

All of the District's Ordinances and meeting minutes can be viewed on our website as well as other water related information and forms relevant to your water service.

Office Hours: Monday through Friday 8am-5pm

METER NUMBER	DATE OF SERVICE		METER READING		USAGE
	FROM	TO	FROM	TO	
61600186	2/23/2021	3/30/2021	155033	163469	8436

	CF	GALLONS USED	DAYS	AVG. GALS./DAY
<b>THIS PERIOD THIS YEAR:</b>	8436	63,101	35	1,803

**DUE DATE** 4/30/2021  
**TOTAL DUE** \$727.11

## BUCKINGHAM PARK WATER DISTRICT

2880 Eastlake Drive Kelseyville, CA 95451

Phone (707) 279-8568 / Fax (707) 279-2947

## Appeal Request Form

Name: Rebecca Accurso  
 Mailing Address: 2905 Buckingham Dr  
Kelseyville, CA 95451  
 Property Address  
 (if different than above): \_\_\_\_\_

---

 APPEAL
 

---

Please select the charge that you are appealing:

 Carrying Charge  Backflow late Fee  High Usage / Bill 

Other: \_\_\_\_\_

Date of the charge that you are appealing: 2/23/21-3/30/21Please describe below in detail the reason for your appeal: April 1, 2021

To Whom It May Concern,  
My name is Rebecca Accurso and I  
have lived at 2905 Buckingham Dr since 2012.  
On Tuesday, ~~April~~ March 30, 2021 an employee  
of the Buckingham Park Water District  
knocked at the door to tell my husband  
and I we had a water leak. My  
husband went outside to investigate immediately  
since there were no leaking issues in the  
house. After exploring outside our house,  
we found no apparent wet spots in the  
yard. There was no way we could have  
known we had a leak unless we had  
gone down to the meter. The very same  
day we started to take action. We shut  
off the water to our house (please see attached)

\_\_\_\_\_  
Signature\_\_\_\_\_  
Date

At the meter we <sup>have</sup> only turned it on briefly in the mornings (mainly to take showers) and again in the evenings (to flush toilets and do the dishes and bathe our 5 month old baby before putting her to bed). We also started to figure out a plan to repair the water line. The next day, March 31, 2021 the work began on the water line. We hope to have the issue rectified within the next week, if not sooner. My husband and I would like to appeal ~~our~~ bill from 2/23/21-3/30/21 because frankly we cannot afford to pay the total due, which is \$727.11. Due to COVID-19 my husband has experienced loss of employment. I also have had a decrease in work because we recently had a baby and I have been out on maternity leave. Last month's bill gave no indication we had a leak (total due at that time was \$111.37). And as I stated before, there were no obvious wet spots from a leak, so there's no way we would have known unless we had gone to our meter. Thank you for your consideration of this appeal.

Sincerely,

Rebecca L. Teague

April 1, 2021

**Bill To:** **Account:** 127117003 **Bill From:** **DATE:** 4/1/2021  
**Rebecca Accurso**  
**2905 Buckingham Drive**  
**Kelseyville, CA 95451**

**Buckingham Park Water District**  
 2880 Eastlake Drive  
 Kelseyville, CA 95451-9031

**SERVICE ADDRESS:** 2905 Buckingham Drive

3/1/2021	Previous Balance	\$111.37
3/8/2021	PAYMENT ** THANK YOU **	(\$111.37)
4/1/2021	Water/ Tier 1 @\$0.031/CF(0-1145)	\$35.50
4/1/2021	Water/ Tier 2	\$24.78
4/1/2021	Water/ Tier 3	\$572.08
4/1/2021	CIP Reserve Fee	\$23.00
4/1/2021	Emergency Reserve (\$7.00)	\$0.00
4/1/2021	Residential Base Rate	\$71.75
<b>TOTAL DUE</b>		<b>\$727.11</b>

Thank you for your consistently prompt payments

ATTENTION: All pmnts recd after the close of the last business day of the month will be considered delinquent and the \$15 Carrying Charge will be applied.

Now accepting credit card payments, for more information please call District Office.  
[http://www.buckinghamparkwater.us/ESW/Files/BPWD\\_2018\\_CCR.pdf](http://www.buckinghamparkwater.us/ESW/Files/BPWD_2018_CCR.pdf)

All of the District's Ordinances and meeting minutes can be viewed on our website as well as other water related information and forms relevant to your water service.

Office Hours: Monday through Friday 9am-4pm

METER NUMBER	DATE OF SERVICE		METER READING		USAGE
	FROM	TO	FROM	TO	
61600186	2/23/2021	3/30/2021	155033	163469	8436
	CF		GALLONS USED	DAYS	AVG. GALS./DAY
<b>THIS PERIOD THIS YEAR:</b>	8436	(D	63,101	35	1,803
			<b>DUE DATE</b>	<b>TOTAL DUE</b>	
			4/30/2021	\$727.11	



# MANAGEMENT'S REPORT TO THE BOARD

---

MARCH

---

▪  
2021

2880 EASTLAKE DRIVE  
KELSEYVILLE, CA. 95451

# WATER TREATMENT & DISTRIBUTION REPORT

## WATER QUALITY ANALYSIS & SAMPLES

There were no water analysis samples that were out of normal range.

There were no water quality complaints during the month of March. (Water quality complaints are taken very seriously and are responded to within 24 hours.)

## WATER USAGE OVERVIEW

**Excessive Consumption:** Top 10 customer usage was 22.08% of total usage. There were no (0) customers that reported a leak in the month of March out of the top ten users.

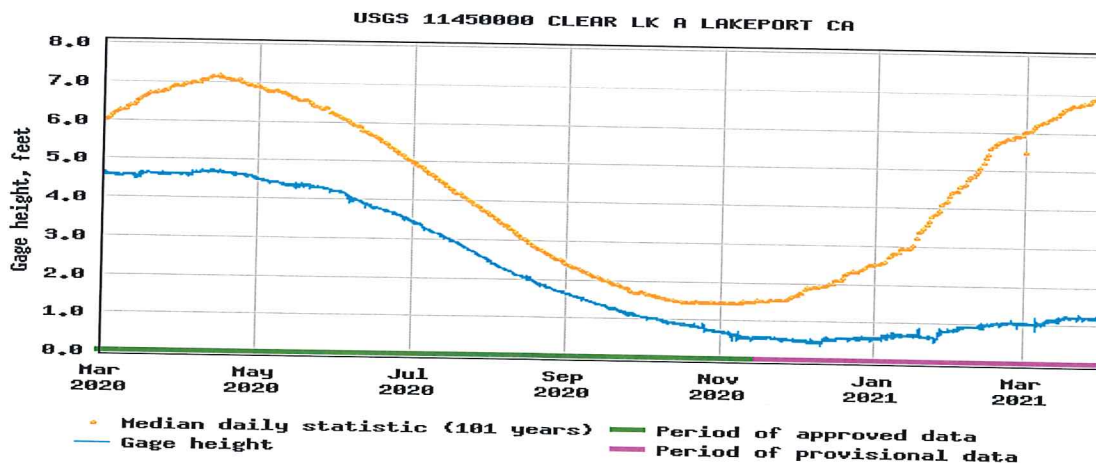
**Unaccountable Water Loss in March, 2021 was 11.61%** (Down 12.93% from February)

### Monthly Consumption Tracking for March 2021:

- March this year: 246,217 cf
- Five Year Rolling Average: 180,975 cf
- Usage increased by 45.76% from February

## CLEARLAKE RUMSEY LEVEL UPDATE

*There are two decrees in place that regulate the release of water from Clearlake to Yolo County. In the winter months the Gopcevic Decree (1920) regulates winter water levels by setting a lake level below which water may not be released and above which water must be released to reduce flooding (0 - 7.56 feet Rumsey, with exceptions). According to the Solano decree (1978 the "full lake" Rumsey level is 7.56'. "If the lake level equals or exceeds 7.56 feet Rumsey on April 1, Yolo County may withdraw 150,000 acre-feet. If the lake level is below 3.22 feet Rumsey on April 1, then no water may be released by Yolo County. Additionally, Yolo County cannot take its full allotment at once and no water can be taken after Oct 31."*



# FINANCIAL REPORT

## Internal Control Failures:

Their were no internal control failures in the month of March.

## Installment Plan Defaults:

None.

## New Customers:

There were Three (3) property transfers in the month of March.

## Balance Sheet Highlights as of March , 2021:

- Assets Checking / Savings                      \$1,105,693.05

- **Restricted Reserve Fund Balances**

- Emergency Reserve                                      **\$140,268.57**

*The District's Emergency Reserve Account is intended to provide funds for disasters or unexpected expenditures for catastrophic failures. The Emergency Reserve Account is not intended to fund the District's normal operations and may only be used in the case of an unanticipated emergency that threatens the District's ability to provide an adequate supply of safe drinking water to the District's customers.*

- Compliance Project Reserve

- USDA Short Lived Asset Reserve                      \$ 19,150.00

- USDA Debt Service / Loan                                      \$ 45,113.00

- SRF Debt Service / Loan                                      \$ 6,600.00

- Compliance Project Reserve Other                      \$414,125.20

- Total Compliance Project Reserve                      \$484,988.20**

*Fees collected under this category shall be expended as follows:*

- a.) *Acquisition of new equipment or capabilities that do not currently exist within the District*
- b.) *To replace or upgrade existing equipment or capabilities which has exceeded its useful life and is no longer economically feasible to repair*
- c.) *To acquire new production, storage or distribution capacity that is required to provide service to the District's service area*
- d.) *Debt reduction*



**Buckingham Park Water District - Treatment Plant  
Monthly Report Summary - SN 1710011**

Monthly Report Date: **March-21** Number of Active Connections: **455**

**Daily System Demand (gallons) & Demand per Connection (gallons/connection)<sup>1</sup>**

Day 1, (Mon)	63,406 (139)	Day 11, (Thu)	67,467 (148)	Day 21, (Sun)	59,322 (130)	Maximum Daily Distribution Demand: 82,002 gallons Occurred on: 3/27/2021
Day 2, (Tue)	63,505 (140)	Day 12, (Fri)	59,387 (131)	Day 22, (Mon)	69,212 (152)	
Day 3, (Wed)	58,773 (129)	Day 13, (Sat)	57,172 (126)	Day 23, (Tue)	61,339 (135)	
Day 4, (Thu)	59,475 (131)	Day 14, (Sun)	59,162 (130)	Day 24, (Wed)	54,851 (121)	Monthly Demand per Conn.: 4,225 gal/conn
Day 5, (Fri)	58,693 (129)	Day 15, (Mon)	52,397 (115)	Day 25, (Thu)	60,193 (132)	
Day 6, (Sat)	59,404 (131)	Day 16, (Tue)	57,948 (127)	Day 26, (Fri)	64,188 (141)	Avg Daily Demand per Conn.: 136 gal/conn
Day 7, (Sun)	68,107 (150)	Day 17, (Wed)	53,640 (118)	Day 27, (Sat)	82,002 (180)	
Day 8, (Mon)	57,501 (126)	Day 18, (Thu)	55,010 (121)	Day 28, (Sun)	78,026 (171)	
Day 9, (Tue)	62,491 (137)	Day 19, (Fri)	56,682 (125)	Day 29, (Mon)	78,245 (172)	
Day 10, (Wed)	56,666 (125)	Day 20, (Sat)	58,984 (130)	Day 30, (Tue)	63,402 (139)	
				Day 31, (Wed)	65,734 (144)	

Total Operational Hours of Source Water Pump:	226.3 hours (9.4 days)
Total Operational Hours of Recycled Water Pump:	112.2 hours (4.7 days)
Total Operational Hours of Filter Plant:	225.9 hours (9.4 days)
Total Operational Hours of Clearwell Pumps:	160.6 hours (6.7 days)
Average Combined Filter Flow:	173 gpm (0.249 MGD)
Average Clearwell Flow:	200 gpm (0.288 MGD)
Total Quantity of Source Water Pumped:	2,397,810 gal (7.359 acre-ft)
Total Quantity of Recycled Water Pumped:	74,831 gal (0.230 acre-ft)
Total Quantity of Source + Recycled Water Pumped:	2,472,641 gal (7.588 acre-ft)
Total Quantity of Water Filtered (sum of individual flow meters):	2,306,987 gal (7.080 acre-ft)
Total Quantity of Water Pumped from Clearwell into Distribution System:	1,924,324 gal (5.906 acre-ft)
Net Distribution Demand:	1,922,383 gal (5.900 acre-ft)
Total Quantity of Filter Surface Wash (water from distribution system):	10,577 gal (0.032 acre-ft)
Total Quantity of Filter Backwash (23 Total Backwashes), (water from Clearwell):	112,680 gal (0.346 acre-ft)
Total Quantity of Filter-to-Waste:	18,569 gal (0.057 acre-ft)
Total Quantity of Water Discharged to Backwash Sludge Pond:	141,826 gal (0.435 acre-ft)
Net Quantity of Compliance Water Filtered: <sup>2</sup>	2,183,730 gal (6.702 acre-ft)
Percent Recovery Rate: <sup>2,3</sup>	94.7 %

Multi-Media Filter #	Filter Operations (hours)	Filter Production (Gallons)	Surface Wash (Gallons)	Filter Backwash (Gallons)	Filter-to-Waste (Gallons)	Discharge Vol to Sludge Pond (Gallons)
Filter 1	219	1,173,574	5,334	55,755	8,868	69,957
Filter 2	219	1,133,413	5,243	56,925	9,701	71,869
Sum:	438	2,306,987	10,577	112,680	18,569	141,826

**Chemical Dosage, mg/L**

Percentile Daily Data	Disinfection Pre-Chlorine NaOCl	Coagulant Polymer Blend 9800	Other	Filter Aid Pro Pac 9890	Disinfection Chlorine NaOCl
5 th =	2.1	30.8	-	-	2.4
50 th =	2.2	31.7	-	-	2.5
95 th =	2.4	32.6	-	-	2.7

Percentile 15 minute Data	Clearwell Flow (gpm)	Temperature °C	Clearwell pH	Clearwell Cl <sub>2</sub> Residual (mg/L)	Microcystin-LR Log (%) Reduction	Giardia cyst Log Inactivation
Min =	31	7.9	7.51	1.26	1.3 (94.85%)	2.4
5 th =	195	8.8	7.60	1.28	-	2.5
50 th =	203	10.4	7.87	1.34	1.5 (97.01%)	2.7
95 th =	208	13.8	7.99	1.39	-	3.7
Max =	211	15.4	8.00	1.43	2.4 (99.57%)	3.8
# of Samples	644	644	644	608	31	510

Percentile 15 min Data	Source NTU	Recycled NTU	Settled NTU	CFE NTU	Filter 1 NTU	Filter 2 NTU
Min =	1.3	0.56	0.09	0.014	0.050	0.044
50 th =	6.1	0.87	0.31	0.023	0.060	0.056
95 th =	9.1	1.20	0.59	0.037	0.083	0.082
Max =	15.4	1.32	0.92	0.081	0.131	0.121
# of Samples	907	31	907	888	877	876

Note: All turbidity results are based on 15 minute recordings.  
 All production data and hours operated are based on 1 minute recordings.  
 1. The demand per connection is based on daily net storage usage + daily amount of water pumped into distribution system - water used surface wash.  
 2. Based on filter production recorded from individual flow meters minus quantity of water used for filter backwash & surface wash.  
 3. Percent recovery rate is the ratio between the net and total quantity of water filtered.

Notes:

Print Name: **ALAN MITCHELL**  
 Signature: *Alan Mitchell* Date: **4/2/21**

**MONTHLY SUMMARY OF MONITORING  
FOR SURFACE WATER TREATMENT REGULATIONS**

System Name: Buckingham Park Water District - Treatment Plant

System Number: 1710011

Plant Type: Conventional Treatment - 2 Multi-Media Vertical Pressure Filters

Month/Year: March-21

Date	Plant Run Time, Hr.	Plant Operations & Pre-Filtered Water Turbidities (NTU) <sup>1</sup>				Combined Treated Water NTU Every Four Hours <sup>2</sup>						CFE Daily Filtered Turbidity, Range, (50th, 95th) <sup>1</sup>
		CFE Flow (gpm) (5, 50, 95th)	Recycled Water Turbidity <sup>3</sup>	Source Water Turbidity (5, 50, 95th)	Settled Water Turbidity (5, 50, 95th)	Midnight	4:00 AM	8:00 AM	Noon	4:00 PM	8:00 PM	
Mon-1	8.0	174, 178, 180	0.7	6.1, 6.7, 9.3	0.31, 0.46, 0.55	-	-	0.032	0.021	0.020	-	0.018 - 0.059, (0.023, 0.039)
Tue-2	7.0	175, 176, 178	0.8	5.2, 6.1, 8.2	0.27, 0.40, 0.65	-	-	-	-	0.023	-	0.021 - 0.038, (0.024, 0.033)
Wed-3	6.3	175, 176, 176	0.6	4.7, 6.1, 8.0	0.23, 0.37, 0.59	-	-	-	-	-	-	0.023 - 0.047, (0.026, 0.039)
Thu-4	7.0	174, 178, 179	0.8	5.1, 7.0, 9.0	0.27, 0.38, 0.56	-	0.035	0.021	-	0.027	-	0.020 - 0.045, (0.024, 0.036)
Fri-5	7.5	167, 176, 177	0.9	5.9, 6.8, 8.8	0.27, 0.46, 0.68	-	-	-	0.028	-	-	0.024 - 0.059, (0.027, 0.044)
Sat-6	7.0	174, 175, 176	1.0	5.6, 7.5, 9.6	0.22, 0.47, 0.89	-	0.026	0.026	0.023	0.026	0.029	0.022 - 0.055, (0.027, 0.040)
Sun-7	8.3	169, 176, 178	0.8	5.9, 7.1, 10.2	0.27, 0.46, 0.83	0.030	-	0.028	-	-	-	0.022 - 0.049, (0.026, 0.043)
Mon-8	6.8	114, 175, 176	0.6	7.4, 8.3, 13.2	0.21, 0.39, 0.73	-	0.026	0.024	-	-	0.025	0.020 - 0.045, (0.026, 0.036)
Tue-9	7.5	172, 173, 179	0.6	6.6, 8.2, 10.7	0.25, 0.42, 0.50	0.026	-	-	0.023	-	0.023	0.019 - 0.064, (0.024, 0.034)
Wed-10	6.8	171, 174, 176	0.7	5.7, 6.8, 9.8	0.23, 0.42, 0.56	0.025	-	0.025	-	-	-	0.021 - 0.037, (0.024, 0.036)
Thu-11	7.5	169, 174, 176	0.6	4.9, 5.9, 7.9	0.19, 0.34, 0.62	-	0.028	-	-	0.023	0.026	0.021 - 0.054, (0.024, 0.034)
Fri-12	6.3	172, 173, 177	0.7	5.5, 6.1, 7.5	0.21, 0.34, 0.56	0.051	-	-	0.027	0.028	0.028	0.023 - 0.051, (0.025, 0.040)
Sat-13	7.0	173, 175, 176	0.7	5.5, 7.0, 9.1	0.18, 0.30, 0.54	-	-	-	-	-	-	0.019 - 0.053, (0.024, 0.038)
Sun-14	6.0	173, 174, 175	0.8	6.1, 6.7, 8.7	0.23, 0.39, 0.53	-	-	-	-	-	-	0.016 - 0.047, (0.021, 0.038)
Mon-15	7.5	171, 173, 176	0.8	6.8, 7.5, 9.5	0.28, 0.45, 0.56	-	-	-	-	-	-	0.017 - 0.038, (0.020, 0.035)
Tue-16	7.0	134, 171, 172	0.8	6.4, 7.6, 10.7	0.15, 0.23, 0.46	-	-	-	-	-	-	0.017 - 0.031, (0.019, 0.029)
Wed-17	6.0	172, 173, 173	0.9	4.9, 5.5, 7.7	0.14, 0.29, 0.46	-	-	-	-	-	-	0.016 - 0.038, (0.019, 0.035)
Thu-18	7.0	154, 172, 177	0.9	4.5, 5.8, 7.3	0.21, 0.30, 0.42	-	0.024	0.017	-	0.016	-	0.015 - 0.031, (0.018, 0.026)
Fri-19	5.8	172, 174, 175	0.9	4.2, 5.7, 7.1	0.15, 0.25, 0.36	0.017	-	-	0.016	-	-	0.016 - 0.032, (0.018, 0.029)
Sat-20	7.3	124, 173, 174	1.0	4.6, 5.6, 7.0	0.17, 0.29, 0.51	-	-	0.021	-	-	-	0.014 - 0.034, (0.018, 0.028)
Sun-21	6.0	172, 173, 177	0.9	5.2, 6.7, 8.1	0.15, 0.26, 0.49	-	0.020	0.020	-	-	-	0.017 - 0.047, (0.020, 0.028)
Mon-22	7.3	172, 174, 175	1.0	5.3, 6.9, 9.3	0.16, 0.29, 0.54	-	-	-	-	0.019	-	0.015 - 0.036, (0.019, 0.030)
Tue-23	7.3	171, 173, 174	1.1	5.0, 6.0, 7.9	0.14, 0.23, 0.39	-	0.019	-	-	-	-	0.016 - 0.030, (0.020, 0.028)
Wed-24	6.8	112, 172, 180	1.1	3.8, 4.8, 5.5	0.13, 0.24, 0.35	-	0.030	0.020	-	-	-	0.015 - 0.043, (0.021, 0.032)
Thu-25	7.5	157, 180, 181	1.0	4.3, 4.6, 5.9	0.17, 0.25, 0.37	-	0.030	0.019	-	-	-	0.018 - 0.081, (0.022, 0.034)
Fri-26	7.5	179, 181, 182	1.0	4.3, 4.8, 7.4	0.14, 0.21, 0.35	-	-	-	-	0.028	0.023	0.020 - 0.043, (0.022, 0.039)
Sat-27	8.3	168, 180, 182	0.9	2.9, 3.3, 5.0	0.15, 0.23, 0.44	-	0.030	0.020	0.023	-	-	0.019 - 0.039, (0.022, 0.034)
Sun-28	8.8	171, 180, 182	1.1	3.8, 4.2, 6.3	0.14, 0.19, 0.27	-	-	0.020	0.019	-	-	0.018 - 0.037, (0.023, 0.033)
Mon-29	9.0	178, 180, 182	1.2	4.0, 4.8, 6.9	0.10, 0.18, 0.30	-	-	-	-	-	-	0.019 - 0.044, (0.023, 0.039)
Tue-30	7.0	177, 180, 182	1.3	2.8, 3.5, 6.7	0.18, 0.28, 0.47	-	-	-	-	-	-	0.021 - 0.033, (0.024, 0.031)
Wed-31	7.5	177, 180, 182	1.2	3.4, 4.3, 6.0	0.14, 0.17, 0.43	-	0.024	0.022	-	-	-	0.021 - 0.043, (0.025, 0.038)
Min:	5.8	57	0.6	1.3	0.09	0.017	0.019	0.017	0.016	0.016	0.023	0.014
Avg:	7.2	173	0.9	6.2	0.34	0.030	0.027	0.023	0.022	0.023	0.026	0.024
Max:	9.0	199	1.3	15.4	0.92	0.051	0.035	0.032	0.028	0.028	0.029	0.081

1. Reported values are based on 15 minute recorded data.
2. Reported values are based on discrete recorded data at 4 hour intervals.
3. Reported values are based on daily grab sampling.

**# of Filter Backwashes:**

Filter 1: 11  
Filter 2: 12

Meets Standard (i.e. at least 95% of readings are <= 0.3 NTU) (Y/N)? **Yes**  
Avg % reduction during the month = [(Avg Raw NTU - Avg Effl NTU)/(Avg Raw NTU)] x 100% : **99.6%**

Meets Standard (i.e. Reduction is greater than 80%) (Y/N)? **Yes**

Number of readings <= 0.3 NTU: **53**  
% Readings <= 0.3 NTU: **100.0%**  
Average Effluent NTU: **0.025**

	4 hr	15 min
Number of readings <= 0.3 NTU:	53	888
% Readings <= 0.3 NTU:	100.0%	100.0%
Average Effluent NTU:	0.025	0.024
Meets Standard (i.e. at least 95% of readings are <= 0.3 NTU) (Y/N)?	Yes	Yes
Avg % reduction during the month = [(Avg Raw NTU - Avg Effl NTU)/(Avg Raw NTU)] x 100% :	99.6%	99.6%
Meets Standard (i.e. Reduction is greater than 80%) (Y/N)?	Yes	Yes

15 min Data	Source Flow (gpm)	Recycled Water Turbidity	Source Water Turbidity	Settled Water Turbidity
Min =	57	0.6	1.3	0.09
50 th =	175	0.9	6.1	0.31
90 th =	180	1.1	8.2	0.53
95 th =	181	1.2	9.1	0.59
98 th =	182	1.2	10.3	0.69
99 th =	182	1.3	11.1	0.75
Max =	199	1.3	15.4	0.92

	4 hr	15 min
Sample Frequency:	4 hr	15 min
Number of Samples:	53	888
Percentile Results:	Min =	0.016
xth Percentile NTU Value of all turbidity readings:	50 th =	0.024
(x% of all turbidity readings are less than these values)	90 th =	0.030
	95 th =	0.031
	98 th =	0.035
	99 th =	0.043
	Max =	0.051

**MONTHLY SUMMARY OF MONITORING  
FOR SURFACE WATER TREATMENT REGULATIONS**

System Name: Buckingham Park Water District - Treatment Plant

System Number: 1710011

Filter Type: Filter 1 (Vertical Pressure: 50.3 sq-ft, anthracite & silica sand)

Month/Year: March-21

Date	Filter 1 Operations & Pre-Filtered Water Turbidities (NTU) <sup>1</sup>				Filter 1 Treated Water NTU Every Four Hours <sup>2</sup>						Filter 1 Daily Filtered Turbidity, Range, (50, 95th) <sup>1</sup>
	Filter Run Time, Hr.	Filter Loading Rate, (gpm/ft <sup>2</sup> ) Range, (50th) <sup>3</sup>	Source Water Turbidity (5, 50, 95th)	Settled Water Turbidity (5, 50, 95th)	Midnight	4:00 AM	8:00 AM	Noon	4:00 PM	8:00 PM	
Mon-1	8.0	1.8 - 1.8, (1.8)	6.1, 6.7, 9.3	0.31, 0.46, 0.55	-	-	0.062	0.051	0.050	-	0.050 - 0.086, (0.055, 0.072)
Tue-2	6.8	1.7 - 1.8, (1.8)	5.2, 6.1, 8.2	0.27, 0.40, 0.65	-	-	-	-	0.058	-	0.052 - 0.086, (0.057, 0.077)
Wed-3	6.3	1.8 - 1.8, (1.8)	4.7, 6.1, 8.0	0.23, 0.37, 0.59	-	-	-	-	-	-	0.054 - 0.076, (0.058, 0.069)
Thu-4	7.0	1.8 - 1.8, (1.8)	5.1, 7.0, 9.0	0.27, 0.38, 0.56	-	0.071	0.054	-	0.057	-	0.051 - 0.131, (0.056, 0.083)
Fri-5	7.3	1.5 - 1.8, (1.8)	5.9, 6.8, 8.8	0.27, 0.46, 0.68	-	-	-	0.058	-	-	0.055 - 0.113, (0.058, 0.102)
Sat-6	7.0	1.8 - 1.8, (1.8)	5.6, 7.5, 9.6	0.22, 0.47, 0.89	-	0.059	0.058	0.054	0.057	0.060	0.053 - 0.083, (0.059, 0.080)
Sun-7	8.3	1.6 - 1.8, (1.8)	5.9, 7.1, 10.2	0.27, 0.46, 0.83	0.066	-	0.064	-	-	-	0.055 - 0.100, (0.060, 0.089)
Mon-8	6.5	0.8 - 1.8, (1.8)	7.4, 8.3, 13.2	0.21, 0.39, 0.73	-	0.062	0.059	-	-	0.059	0.054 - 0.098, (0.061, 0.074)
Tue-9	7.5	1.8 - 1.8, (1.8)	6.6, 8.2, 10.7	0.25, 0.42, 0.50	0.059	-	-	0.057	-	0.056	0.054 - 0.100, (0.057, 0.070)
Wed-10	6.8	1.7 - 1.8, (1.8)	5.7, 6.8, 9.8	0.23, 0.42, 0.56	0.061	-	0.062	-	-	-	0.057 - 0.091, (0.061, 0.085)
Thu-11	7.3	1.6 - 1.8, (1.8)	4.9, 5.9, 7.9	0.19, 0.34, 0.62	-	0.068	-	-	0.055	0.060	0.055 - 0.101, (0.058, 0.079)
Fri-12	6.3	1.8 - 1.8, (1.8)	5.5, 6.1, 7.5	0.21, 0.34, 0.56	0.095	-	-	0.065	0.068	0.069	0.058 - 0.095, (0.063, 0.088)
Sat-13	7.0	1.7 - 1.8, (1.8)	5.5, 7.0, 9.1	0.18, 0.30, 0.54	-	-	-	-	-	-	0.058 - 0.095, (0.064, 0.087)
Sun-14	5.8	1.8 - 1.8, (1.8)	6.1, 6.7, 8.7	0.23, 0.39, 0.53	-	-	-	-	-	-	0.057 - 0.090, (0.060, 0.082)
Mon-15	7.5	1.7 - 1.8, (1.8)	6.8, 7.5, 9.5	0.28, 0.45, 0.56	-	-	-	-	-	-	0.057 - 0.084, (0.060, 0.081)
Tue-16	6.8	1.2 - 1.7, (1.7)	6.4, 7.6, 10.7	0.15, 0.23, 0.46	-	-	-	-	-	-	0.058 - 0.100, (0.062, 0.079)
Wed-17	6.0	1.7 - 1.8, (1.8)	4.9, 5.5, 7.7	0.14, 0.29, 0.46	-	-	-	-	-	-	0.057 - 0.077, (0.060, 0.076)
Thu-18	7.0	1.5 - 1.8, (1.8)	4.5, 5.8, 7.3	0.21, 0.30, 0.42	-	0.067	0.058	-	0.055	-	0.055 - 0.090, (0.060, 0.071)
Fri-19	5.8	1.4 - 1.8, (1.8)	4.2, 5.7, 7.1	0.15, 0.25, 0.36	0.058	-	-	0.058	-	-	0.057 - 0.076, (0.060, 0.072)
Sat-20	7.0	1.0 - 1.8, (1.8)	4.6, 5.6, 7.0	0.17, 0.29, 0.51	-	-	-	-	-	-	0.052 - 0.081, (0.054, 0.073)
Sun-21	6.0	1.8 - 1.8, (1.8)	5.2, 6.7, 8.1	0.15, 0.26, 0.49	-	0.057	0.058	-	-	-	0.053 - 0.090, (0.057, 0.071)
Mon-22	7.3	1.7 - 1.8, (1.8)	5.3, 6.9, 9.3	0.16, 0.29, 0.54	-	-	-	-	0.053	-	0.052 - 0.083, (0.056, 0.078)
Tue-23	7.0	1.7 - 1.8, (1.8)	5.0, 6.0, 7.9	0.14, 0.23, 0.39	-	0.055	-	-	-	-	0.050 - 0.087, (0.053, 0.070)
Wed-24	6.8	0.6 - 1.8, (1.8)	3.8, 4.8, 5.5	0.13, 0.24, 0.35	-	0.058	0.055	-	-	-	0.050 - 0.100, (0.056, 0.080)
Thu-25	7.3	1.4 - 2.0, (1.8)	4.3, 4.6, 5.9	0.17, 0.25, 0.37	-	0.071	0.057	-	-	-	0.057 - 0.105, (0.063, 0.087)
Fri-26	7.5	1.8 - 1.8, (1.8)	4.3, 4.8, 7.4	0.14, 0.21, 0.35	-	-	-	-	0.064	0.063	0.060 - 0.105, (0.064, 0.094)
Sat-27	8.3	1.5 - 2.0, (1.8)	2.9, 3.3, 5.0	0.15, 0.23, 0.44	-	0.073	0.065	0.076	-	-	0.060 - 0.088, (0.064, 0.078)
Sun-28	8.5	1.5 - 1.8, (1.8)	3.8, 4.2, 6.3	0.14, 0.19, 0.27	-	-	0.063	0.058	-	-	0.057 - 0.078, (0.062, 0.075)
Mon-29	9.0	1.7 - 1.8, (1.8)	4.0, 4.8, 6.9	0.10, 0.18, 0.30	-	-	-	-	-	-	0.061 - 0.115, (0.065, 0.082)
Tue-30	6.8	1.7 - 1.9, (1.8)	2.8, 3.5, 6.7	0.18, 0.28, 0.47	-	-	-	-	-	-	0.057 - 0.110, (0.065, 0.106)
Wed-31	7.5	1.7 - 1.8, (1.8)	3.4, 4.3, 6.0	0.14, 0.17, 0.43	-	0.064	0.061	-	-	-	0.058 - 0.083, (0.062, 0.077)
Min:	5.8	0.60	1.3	0.1	0.058	0.055	0.054	0.051	0.050	0.056	0.050
Avg:	7.1	1.77	6.2	0.3	0.068	0.064	0.060	0.060	0.058	0.061	0.063
Max:	9.0	1.99	15.4	0.9	0.095	0.073	0.065	0.076	0.068	0.069	0.131

1. Reported values are based on 15 minute recorded data.
2. Reported values are based on discrete recorded data at 4 hour intervals.
3. Reported loading rate values are based on individual filtration flow.

Number of readings <= 0.3 NTU:

% Readings <= 0.3 NTU:

Average Effluent NTU:

Meets Standard (i.e. at least 95% of readings are <= 0.3 NTU) (Y/N)?

Avg % reduction during the month = [(Avg Raw NTU - Avg Effl NTU)/(Avg Raw NTU)] x 100% :

Meets Standard (i.e. Reduction is greater than 80%) (Y/N)?

	4 hr	15 min
Number of readings <= 0.3 NTU:	52	877
% Readings <= 0.3 NTU:	100.0%	100.0%
Average Effluent NTU:	0.061	0.063
Meets Standard (i.e. at least 95% of readings are <= 0.3 NTU) (Y/N)?	Yes	Yes
Avg % reduction during the month = [(Avg Raw NTU - Avg Effl NTU)/(Avg Raw NTU)] x 100% :	99.0%	99.0%
Meets Standard (i.e. Reduction is greater than 80%) (Y/N)?	Yes	Yes

15 min Data	Filter 1 (gpm/ft <sup>2</sup> )	Source Water Turbidity	Settled Water Turbidity
Min =	0.60	1.3	0.09
50 th =	1.79	6.1	0.31
90 th =	1.80	8.2	0.53
95 th =	1.81	9.1	0.59
98 th =	1.82	10.3	0.69
99 th =	1.83	11.1	0.75
Max =	1.99	15.4	0.92

Sample Frequency:		4 hr	15 min
Number of Samples:		52	877
<b>Percentile Results:</b>		Min =	0.050
xth Percentile NTU Value of all turbidity readings:		50 th =	0.059
(x% of all turbidity readings are less than these values)		90 th =	0.069
		95 th =	0.072
		98 th =	0.075
		99 th =	0.085
		Max =	0.095

**MONTHLY SUMMARY OF MONITORING  
FOR SURFACE WATER TREATMENT REGULATIONS**

System Name: Buckingham Park Water District - Treatment Plant

System Number: 1710011

Filter Type: Filter 2 (Vertical Pressure: 50.3 sq-ft, anthracite & silica sand)

Month/Year: March-21

Date	Filter 2 Operations & Pre-Filtered Water Turbidities (NTU) <sup>1</sup>				Filter 2 Treated Water NTU Every Four Hours <sup>2</sup>						Filter 2 Daily Filtered Turbidity, Range, (50, 95th) <sup>1</sup>
	Filter Run Time, Hr.	Filter Loading Rate, (gpm/ft <sup>2</sup> ) Range, (50th) <sup>3</sup>	Source Water Turbidity (5, 50, 95th)	Settled Water Turbidity (5, 50, 95th)	Midnight	4:00 AM	8:00 AM	Noon	4:00 PM	8:00 PM	
Mon-1	7.8	1.7 - 1.8, (1.8)	6.1, 6.7, 9.3	0.31, 0.46, 0.55	-	-	0.063	0.048	0.047	-	0.018 - 0.094, (0.052, 0.083)
Tue-2	7.0	1.7 - 1.8, (1.7)	5.2, 6.1, 8.2	0.27, 0.40, 0.65	-	-	-	-	0.048	-	0.021 - 0.080, (0.052, 0.077)
Wed-3	6.3	1.7 - 1.7, (1.7)	4.7, 6.1, 8.0	0.23, 0.37, 0.59	-	-	-	-	-	-	0.023 - 0.084, (0.055, 0.072)
Thu-4	6.8	1.7 - 1.8, (1.8)	5.1, 7.0, 9.0	0.27, 0.38, 0.56	-	0.071	0.049	-	0.049	-	0.020 - 0.121, (0.049, 0.084)
Fri-5	7.5	1.7 - 2.1, (1.7)	5.9, 6.8, 8.8	0.27, 0.46, 0.68	-	-	-	0.054	-	-	0.024 - 0.098, (0.055, 0.092)
Sat-6	6.8	1.7 - 1.7, (1.7)	5.6, 7.5, 9.6	0.22, 0.47, 0.89	-	0.057	0.055	0.050	0.054	0.058	0.022 - 0.089, (0.057, 0.083)
Sun-7	8.3	1.4 - 1.8, (1.8)	5.9, 7.1, 10.2	0.27, 0.46, 0.83	0.094	-	0.059	-	-	-	0.022 - 0.094, (0.055, 0.092)
Mon-8	6.8	0.9 - 1.8, (1.7)	7.4, 8.3, 13.2	0.21, 0.39, 0.73	-	0.057	0.053	-	-	0.059	0.020 - 0.115, (0.059, 0.076)
Tue-9	7.3	1.6 - 1.8, (1.7)	6.6, 8.2, 10.7	0.25, 0.42, 0.50	0.061	-	-	0.056	-	0.054	0.019 - 0.118, (0.056, 0.085)
Wed-10	6.8	1.7 - 1.7, (1.7)	5.7, 6.8, 9.8	0.23, 0.42, 0.56	0.056	-	0.058	-	-	-	0.021 - 0.083, (0.056, 0.080)
Thu-11	7.5	1.6 - 1.8, (1.7)	4.9, 5.9, 7.9	0.19, 0.34, 0.62	-	0.064	-	-	0.053	0.059	0.021 - 0.090, (0.056, 0.079)
Fri-12	6.0	1.6 - 1.8, (1.7)	5.5, 6.1, 7.5	0.21, 0.34, 0.56	0.099	-	-	0.062	0.060	0.060	0.023 - 0.099, (0.060, 0.080)
Sat-13	7.0	1.7 - 1.7, (1.7)	5.5, 7.0, 9.1	0.18, 0.30, 0.54	-	-	-	-	-	-	0.019 - 0.090, (0.059, 0.081)
Sun-14	6.0	1.7 - 1.8, (1.7)	6.1, 6.7, 8.7	0.23, 0.39, 0.53	-	-	-	-	-	-	0.016 - 0.089, (0.059, 0.080)
Mon-15	7.3	1.6 - 1.7, (1.7)	6.8, 7.5, 9.5	0.28, 0.45, 0.56	-	-	-	-	-	-	0.017 - 0.083, (0.056, 0.079)
Tue-16	7.0	1.2 - 2.0, (1.7)	6.4, 7.6, 10.7	0.15, 0.23, 0.46	-	-	-	-	-	-	0.017 - 0.095, (0.057, 0.069)
Wed-17	6.0	1.5 - 1.7, (1.7)	4.9, 5.5, 7.7	0.14, 0.29, 0.46	-	-	-	-	-	-	0.016 - 0.089, (0.059, 0.081)
Thu-18	6.8	1.4 - 1.7, (1.6)	4.5, 5.8, 7.3	0.21, 0.30, 0.42	-	0.067	0.056	-	0.050	-	0.015 - 0.094, (0.058, 0.074)
Fri-19	5.8	1.3 - 1.7, (1.7)	4.2, 5.7, 7.1	0.15, 0.25, 0.36	0.052	-	-	0.053	-	-	0.016 - 0.069, (0.056, 0.065)
Sat-20	7.3	0.9 - 1.8, (1.7)	4.6, 5.6, 7.0	0.17, 0.29, 0.51	-	-	0.059	-	-	-	0.014 - 0.087, (0.055, 0.079)
Sun-21	5.8	1.6 - 1.7, (1.6)	5.2, 6.7, 8.1	0.15, 0.26, 0.49	-	0.059	0.060	-	-	-	0.017 - 0.099, (0.059, 0.078)
Mon-22	7.3	1.7 - 1.7, (1.7)	5.3, 6.9, 9.3	0.16, 0.29, 0.54	-	-	-	-	0.055	-	0.015 - 0.085, (0.055, 0.076)
Tue-23	7.3	1.6 - 1.8, (1.7)	5.0, 6.0, 7.9	0.14, 0.23, 0.39	-	0.058	-	-	-	-	0.016 - 0.088, (0.057, 0.077)
Wed-24	6.5	0.5 - 1.8, (1.7)	3.8, 4.8, 5.5	0.13, 0.24, 0.35	-	0.063	0.052	-	-	-	0.015 - 0.109, (0.057, 0.088)
Thu-25	7.5	1.4 - 2.0, (1.8)	4.3, 4.6, 5.9	0.17, 0.25, 0.37	-	0.066	0.055	-	-	-	0.018 - 0.091, (0.055, 0.075)
Fri-26	7.5	1.8 - 1.8, (1.8)	4.3, 4.8, 7.4	0.14, 0.21, 0.35	-	-	-	-	0.061	0.055	0.020 - 0.100, (0.058, 0.085)
Sat-27	8.0	1.7 - 1.8, (1.8)	2.9, 3.3, 5.0	0.15, 0.23, 0.44	-	-	0.050	0.059	-	-	0.019 - 0.067, (0.052, 0.064)
Sun-28	8.8	1.5 - 1.8, (1.8)	3.8, 4.2, 6.3	0.14, 0.19, 0.27	-	-	0.057	0.052	-	-	0.018 - 0.068, (0.056, 0.062)
Mon-29	8.8	1.8 - 1.8, (1.8)	4.0, 4.8, 6.9	0.10, 0.18, 0.30	-	-	-	-	-	-	0.019 - 0.112, (0.056, 0.075)
Tue-30	7.0	1.7 - 1.8, (1.8)	2.8, 3.5, 6.7	0.18, 0.28, 0.47	-	-	-	-	-	-	0.021 - 0.091, (0.055, 0.089)
Wed-31	7.3	1.8 - 1.8, (1.8)	3.4, 4.3, 6.0	0.14, 0.17, 0.43	-	0.059	0.052	-	-	-	0.021 - 0.074, (0.055, 0.072)
Min:	5.8	0.54	1.3	0.1	0.052	0.057	0.049	0.048	0.047	0.054	0.044
Avg:	7.1	1.71	6.2	0.3	0.072	0.062	0.056	0.054	0.053	0.057	0.059
Max:	8.8	2.05	15.4	0.9	0.099	0.071	0.063	0.062	0.061	0.060	0.121

1. Reported values are based on 15 minute recorded data.
2. Reported values are based on discrete recorded data at 4 hour intervals.
3. Reported loading rate values are based on individual filtration flow.

	4 hr	15 min
Number of readings <= 0.3 NTU:	52	876
% Readings <= 0.3 NTU:	100.0%	100.0%
Average Effluent NTU:	0.058	0.059
Meets Standard (i.e. at least 95% of readings are <= 0.3 NTU) (Y/N)?	Yes	Yes
Avg % reduction during the month = [(Avg Raw NTU - Avg Effl NTU)/(Avg Raw NTU)] x 100% :	99.1%	99.1%
Meets Standard (i.e. Reduction is greater than 80%) (Y/N)?	Yes	Yes

15 min Data	Filter 2 (gpm/ft <sup>2</sup> )	Source Water Turbidity	Settled Water Turbidity
Min =	0.54	1.3	0.09
50 th =	1.71	6.1	0.31
90 th =	1.79	8.2	0.53
95 th =	1.80	9.1	0.59
98 th =	1.81	10.3	0.69
99 th =	1.83	11.1	0.75
Max =	2.05	15.4	0.92

Sample Frequency:	4 hr	15 min	
	Number of Samples:	52	876
<b>Percentile Results:</b>	Min =	0.047	0.044
xth Percentile NTU Value of all turbidity readings: (x% of all turbidity readings are less than these values)	50 th =	0.057	0.056
	90 th =	0.064	0.071
	95 th =	0.069	0.082
	98 th =	0.093	0.091
	99 th =	0.097	0.096
	Max =	0.099	0.121

**MONTHLY SUMMARY OF MONITORING  
FOR SURFACE WATER TREATMENT REGULATIONS**

21

System Name: Buckingham Park Water District - Treatment Plant

System Number: 1710011

Plant Type: Conventional Treatment - (Solids-Contact Upflow Clarifier, 2 Multi-Media Vertical Pressure Filters, 2 GAC filters & Disinfection)

Month/Year: March-21

Plant Operations and Water Characteristics (depicted data is based on when plant is producing water)																
Date	Plant Run Time, Hr.	Recycled Run Time, Hr.	Source + Recycled Flow (gpm) (5, 50, 95th)	Recycled Flow (gpm) (5, 50, 95th)	% Recycled Flow (5, 50, 95th)	CFE Flow (gpm) (5, 50, 95th)	Clearwell Flow (gpm) (5, 50, 95th)	Recycled Production (gallons)	Source Production (gallons)	CFE Production (gallons)	Clearwell Pumped (gallons)	Distribution Demand (gallons)	Clearwell pH (5, 50, 95th)	Clearwell Cl <sub>2</sub> Inlet, mg/L (5, 50, 95th)	Clearwell Cl <sub>2</sub> Outlet, mg/L (5, 50, 95th)	Clearwell Temp, °C (5, 50, 95th)
Sat-1	8.0	1.8	170, 184, 198	11.1, 11.2, 11.3	5.7%, 6.2%, 7.3%	174, 178, 180	200, 204, 209	1,174	87,284	83,906	70,612	63,406	7.80, 7.87, 7.99	1.09, 2.65, 2.98	1.36, 1.38, 1.40	9.6, 10.2, 11.2
Tue-2	7.0	2.5	170, 183, 203	11.1, 11.1, 11.3	6%, 6.1%, 6.5%	175, 176, 178	171, 202, 208	1,672	75,379	72,820	65,158	63,505	7.80, 7.86, 7.95	1.81, 2.55, 3.06	1.34, 1.36, 1.37	9.5, 10.2, 13.0
Wed-3	6.3	1.8	134, 183, 208	11.2, 11.2, 11.3	5.8%, 5.9%, 6.2%	175, 176, 176	194, 202, 204	1,179	69,085	65,931	57,101	58,773	7.83, 7.92, 8.00	1.69, 2.56, 2.86	1.30, 1.32, 1.35	9.6, 10.4, 11.4
Thu-4	7.0	2.8	151, 185, 199	11.1, 11.2, 11.3	5.7%, 6%, 6.2%	174, 178, 179	196, 201, 206	1,848	74,853	73,274	57,243	59,475	7.82, 7.90, 7.99	2.02, 2.61, 3.10	1.30, 1.32, 1.34	9.9, 10.6, 11.7
Fri-5	7.5	2.8	152, 184, 205	11.1, 11.2, 11.3	5.1%, 5.9%, 6.5%	167, 176, 177	158, 202, 206	1,844	82,340	78,069	59,991	58,693	7.82, 7.90, 7.94	1.72, 2.54, 3.32	1.30, 1.31, 1.33	9.9, 10.6, 12.2
Sat-6	7.0	4.0	169, 182, 216	11.1, 11.2, 11.2	5.2%, 6.1%, 6.5%	174, 175, 176	197, 203, 209	2,681	75,006	72,457	60,957	59,404	7.81, 7.90, 7.96	1.85, 2.91, 3.19	1.27, 1.29, 1.30	9.5, 10.3, 11.3
Sun-7	8.3	6.0	153, 182, 213	11.1, 11.2, 11.4	5.5%, 6.2%, 6.9%	169, 176, 178	179, 203, 207	4,033	87,516	86,608	71,158	68,107	7.80, 7.90, 7.99	2.00, 2.87, 3.19	1.29, 1.32, 1.33	9.4, 10.3, 11.8
Mon-8	6.8	4.3	164, 180, 207	11.2, 11.2, 11.3	5.3%, 6.2%, 6.9%	114, 175, 176	192, 204, 207	2,861	70,084	67,781	57,079	57,501	7.81, 7.91, 8.00	1.88, 2.87, 3.19	1.32, 1.34, 1.36	9.4, 10.0, 10.3
Tue-9	7.5	3.8	174, 181, 191	11.1, 11.2, 11.3	5.7%, 6.1%, 6.5%	172, 173, 179	197, 203, 210	2,518	79,411	77,259	64,075	62,491	7.81, 7.85, 8.00	2.00, 2.76, 3.21	1.33, 1.36, 1.38	9.0, 9.4, 9.7
Wed-10	6.8	4.5	162, 183, 200	11.1, 11.2, 11.3	5.5%, 6.1%, 6.6%	171, 174, 176	140, 202, 208	3,031	70,468	70,300	54,694	56,666	7.80, 7.90, 7.96	1.86, 2.73, 3.74	1.37, 1.38, 1.39	8.4, 8.7, 9.0
Thu-11	7.5	3.8	152, 180, 198	11.1, 11.2, 11.3	5.6%, 6.1%, 6.5%	169, 174, 176	196, 204, 209	2,518	81,023	76,884	66,943	67,467	7.80, 7.90, 7.90	1.95, 2.74, 3.02	1.36, 1.39, 1.40	8.0, 9.0, 10.1
Fri-12	6.3	3.3	165, 181, 195	11.2, 11.3, 11.3	5.8%, 6.2%, 6.8%	172, 173, 177	200, 204, 209	2,198	65,707	64,016	52,024	59,387	7.81, 7.91, 8.00	1.96, 2.77, 2.93	1.36, 1.38, 1.39	8.8, 9.6, 10.8
Sat-13	7.0	3.0	171, 181, 194	11.1, 11.2, 11.3	6%, 6.2%, 6.5%	173, 175, 176	198, 203, 209	2,016	74,821	73,331	63,903	57,172	7.81, 7.89, 7.96	1.83, 2.72, 3.92	1.34, 1.36, 1.37	9.5, 10.2, 11.6
Sun-14	6.0	5.3	160, 180, 198	11.1, 11.2, 11.3	5.7%, 6.2%, 7%	173, 174, 175	196, 203, 206	3,531	61,544	61,378	54,591	59,162	7.81, 7.87, 8.00	1.82, 2.53, 3.10	1.34, 1.35, 1.36	9.6, 10.0, 10.6
Mon-15	7.5	3.3	167, 183, 215	11.2, 11.2, 11.3	5.3%, 6.2%, 6.6%	171, 173, 176	196, 200, 206	2,190	81,041	76,719	57,128	52,397	7.80, 7.87, 8.00	1.88, 2.51, 2.87	1.33, 1.34, 1.36	8.6, 9.2, 9.6
Tue-16	7.0	3.8	126, 177, 217	11.1, 11.2, 11.3	4.9%, 6.3%, 6.6%	134, 171, 172	197, 204, 208	2,523	74,236	69,981	61,002	57,948	7.81, 7.90, 7.98	1.78, 2.59, 2.75	1.31, 1.33, 1.34	8.4, 9.4, 11.1
Wed-17	6.0	3.8	157, 180, 197	10.7, 11.2, 11.3	5.4%, 6.2%, 6.8%	172, 173, 173	200, 205, 210	2,498	62,823	61,992	52,211	53,640	7.81, 7.90, 7.98	1.78, 2.60, 2.78	1.30, 1.32, 1.34	8.8, 9.2, 10.5
Thu-18	7.0	4.5	169, 180, 192	10.7, 11.2, 11.3	5.8%, 6.3%, 6.7%	154, 172, 177	197, 203, 208	2,992	72,715	71,079	60,790	55,010	7.77, 7.90, 7.99	1.76, 2.63, 4.76	1.28, 1.30, 1.32	8.8, 9.4, 9.9
Fri-19	5.8	4.5	152, 182, 191	10.4, 11.1, 11.3	5.8%, 6.1%, 6.8%	172, 174, 175	200, 205, 207	2,951	63,558	59,443	52,012	56,682	7.84, 7.90, 7.99	1.89, 2.59, 2.82	1.27, 1.29, 1.30	9.3, 9.9, 10.3
Sat-20	7.3	6.5	139, 180, 203	6.8, 11.1, 11.2	4.8%, 6.1%, 6.4%	124, 173, 174	193, 204, 208	4,148	76,901	72,812	60,762	58,984	7.80, 7.89, 7.96	1.96, 2.53, 3.68	1.26, 1.29, 1.31	9.3, 9.7, 11.2
Sun-21	6.0	3.3	163, 180, 215	11.1, 11.2, 11.2	5.6%, 6.2%, 6.6%	172, 173, 177	194, 203, 207	2,174	67,636	61,197	54,582	59,322	7.80, 7.87, 8.00	1.69, 2.59, 3.21	1.27, 1.28, 1.29	9.4, 10.5, 11.4
Mon-22	7.3	4.3	163, 182, 194	11.1, 11.2, 11.2	5.7%, 6.1%, 6.9%	172, 174, 175	198, 204, 207	2,846	77,970	75,557	72,751	69,212	7.80, 7.90, 7.97	2.11, 2.59, 2.94	1.29, 1.31, 1.32	10.0, 10.6, 12.1
Tue-23	7.3	3.8	170, 183, 209	11.1, 11.2, 11.2	5.6%, 6.1%, 6.4%	171, 173, 174	195, 204, 208	2,508	77,423	73,954	63,134	61,339	7.80, 7.84, 7.91	2.14, 2.67, 3.06	1.30, 1.34, 1.36	10.1, 10.4, 11.4
Wed-24	6.8	3.0	91, 183, 199	11.1, 11.2, 11.3	5.6%, 6.2%, 7%	112, 172, 180	193, 202, 208	2,013	70,536	67,858	57,014	54,851	7.60, 7.67, 7.93	1.96, 2.65, 3.10	1.32, 1.34, 1.36	10.6, 11.5, 12.2
Thu-25	7.5	5.0	113, 189, 202	8.1, 11.2, 11.3	5.7%, 5.9%, 6.7%	157, 180, 181	200, 204, 208	3,256	86,072	78,723	61,109	60,193	7.60, 7.66, 7.75	1.82, 2.70, 3.01	1.33, 1.35, 1.38	10.7, 11.5, 12.0
Fri-26	7.5	4.0	166, 186, 205	11.0, 11.2, 11.3	5.4%, 6%, 6.6%	179, 181, 182	194, 203, 206	2,675	84,300	81,249	60,391	64,188	7.60, 7.67, 7.70	1.82, 2.72, 2.99	1.35, 1.36, 1.38	10.7, 11.9, 13.1
Sat-27	8.3	3.5	174, 187, 211	11.0, 11.1, 11.2	5.2%, 5.9%, 7.2%	168, 180, 182	201, 205, 209	2,329	90,212	87,724	76,856	82,002	7.60, 7.65, 7.72	1.98, 2.72, 3.94	1.34, 1.39, 1.41	11.2, 12.0, 13.7
Sun-28	8.8	1.8	172, 188, 206	8.9, 11.1, 11.2	4.8%, 5.9%, 6.1%	171, 180, 182	197, 204, 209	1,122	98,022	92,858	76,896	78,026	7.52, 7.64, 7.70	2.10, 2.70, 2.93	1.36, 1.39, 1.43	11.8, 12.7, 14.0
Mon-29	9.0	4.5	177, 189, 206	10.8, 11.2, 11.4	4.9%, 5.9%, 6.2%	178, 180, 182	195, 204, 209	2,997	99,436	95,760	87,501	78,245	7.60, 7.64, 7.70	2.16, 2.87, 4.33	1.35, 1.36, 1.39	12.7, 13.5, 14.4
Tue-30	7.0	2.0	177, 187, 215	11.2, 11.3, 11.4	5.4%, 6%, 6.2%	177, 180, 182	158, 202, 207	1,353	78,473	74,124	60,535	63,402	7.60, 7.68, 7.70	1.92, 2.77, 2.97	1.31, 1.34, 1.36	12.5, 13.3, 14.2
Wed-31	7.5	2.3	172, 190, 218	11.2, 11.2, 11.4	5.5%, 5.9%, 6.5%	177, 180, 182	105, 201, 206	1,517	84,353	79,639	66,182	65,734	7.60, 7.64, 7.77	2.14, 2.82, 3.26	1.28, 1.33, 1.34	13.3, 13.9, 15.2

**MONTHLY SUMMARY OF MONITORING  
FOR SURFACE WATER TREATMENT REGULATIONS**

System Name: Buckingham Park Water District - Treatment Plant

System #: 1710011

Filter Type: Filter 1 (Vertical Pressure: 50.3 sq-ft)

Month/Year: March-21

**Filter 1 Operations**

Date	Run Time, Hr.	Filter Flow gpm, gpm/ft <sup>2</sup> Range (50th)	Filter Production (gallons)	Backwash (BW) Start Time	Surface Wash Loading Rate (gpm/ft <sup>2</sup> )	Filter BW Loading Rate (gpm/ft <sup>2</sup> )	Filter BW Volume (gallons)	Filter SW Volume (gallons)	Filter-to-Waste, Vol (gallons)	Total Vol to Sludge Pond (gallons)	Gal of Water Produced Between BW	UFRV (gal/ft <sup>2</sup> )
Sat-1	8.0	90 - 92, (90) 1.8 - 1.8, (1.8)	43,207	-	-	-	-	-	-	-	-	-
Tue-2	6.8	87 - 91, (89) 1.7 - 1.8, (1.8)	38,343	3:21 PM	1.8, 2.7, 2.7 0.9, 0.0, 0.0	5 minutes of BW @ 17.6 gpm/ft <sup>2</sup>	4,425	401	801	5,627	66,855	1,330
Wed-3	6.3	90 - 92, (90) 1.8 - 1.8, (1.8)	33,403	-	-	-	-	-	-	-	-	-
Thu-4	7.0	89 - 90, (90) 1.8 - 1.8, (1.8)	37,130	-	-	-	-	-	-	-	-	-
Fri-5	7.3	74 - 90, (89) 1.5 - 1.8, (1.8)	37,480	12:15 PM	2.1, 2.6, 2.6 0.5, 0.0, 0.0	5 minutes of BW @ 17.6 gpm/ft <sup>2</sup>	4,425	392	807	5,624	105,538	2,100
Sat-6	7.0	89 - 92, (90) 1.8 - 1.8, (1.8)	36,400	-	-	-	-	-	-	-	-	-
Sun-7	8.3	82 - 91, (88) 1.6 - 1.8, (1.8)	41,437	-	-	-	-	-	-	-	-	-
Mon-8	6.5	42 - 92, (90) 0.8 - 1.8, (1.8)	32,110	7:21 AM	0.4, 2.6, 2.6 2.2, 0.0, 0.0	5 minutes of BW @ 17.6 gpm/ft <sup>2</sup>	4,425	394	806	5,625	103,411	2,057
Tue-9	7.5	89 - 92, (90) 1.8 - 1.8, (1.8)	41,788	-	-	-	-	-	-	-	-	-
Wed-10	6.8	84 - 90, (88) 1.7 - 1.8, (1.8)	34,007	-	-	-	-	-	-	-	-	-
Thu-11	7.3	82 - 92, (90) 1.6 - 1.8, (1.8)	38,989	4:34 AM	0.7, 2.5, 2.6 2.6, 1.8, 0.0	6 minutes of BW @ 17.6 gpm/ft <sup>2</sup>	5,310	514	810	6,634	104,208	2,073
Fri-12	6.3	89 - 90, (90) 1.8 - 1.8, (1.8)	33,576	-	-	-	-	-	-	-	-	-
Sat-13	7.0	86 - 90, (89) 1.7 - 1.8, (1.8)	37,383	-	-	-	-	-	-	-	-	-
Sun-14	5.8	89 - 90, (90) 1.8 - 1.8, (1.8)	33,113	1:58 AM	1.0, 2.6, 2.7 2.6, 1.6, 0.0	6 minutes of BW @ 17.6 gpm/ft <sup>2</sup>	5,310	528	805	6,643	105,792	2,105
Mon-15	7.5	88 - 90, (90) 1.7 - 1.8, (1.8)	39,038	-	-	-	-	-	-	-	-	-
Tue-16	6.8	60 - 87, (86) 1.2 - 1.7, (1.7)	34,161	10:00 PM	1.6, 2.6, 2.6 2.6, 0.9, 0.0	6 minutes of BW @ 17.6 gpm/ft <sup>2</sup>	5,310	517	804	6,631	104,439	2,078
Wed-17	6.0	83 - 91, (90) 1.7 - 1.8, (1.8)	30,834	-	-	-	-	-	-	-	-	-
Thu-18	7.0	76 - 91, (90) 1.5 - 1.8, (1.8)	36,843	-	-	-	-	-	-	-	-	-
Fri-19	5.8	69 - 90, (90) 1.4 - 1.8, (1.8)	30,754	-	-	-	-	-	-	-	-	-
Sat-20	7.0	49 - 90, (90) 1.0 - 1.8, (1.8)	35,977	7:52 AM	1.8, 2.6, 2.7 2.6, 0.8, 0.0	6 minutes of BW @ 17.6 gpm/ft <sup>2</sup>	5,310	526	805	6,641	105,365	2,096
Sun-21	6.0	89 - 91, (90) 1.8 - 1.8, (1.8)	32,829	-	-	-	-	-	-	-	-	-
Mon-22	7.3	87 - 90, (89) 1.7 - 1.8, (1.8)	40,627	-	-	-	-	-	-	-	-	-
Tue-23	7.0	86 - 91, (90) 1.7 - 1.8, (1.8)	38,265	3:18 AM	2.5, 2.7, 2.7 2.6, 0.0, 0.0	6 minutes of BW @ 17.6 gpm/ft <sup>2</sup>	5,310	527	804	6,641	104,251	2,074
Wed-24	6.8	30 - 92, (90) 0.6 - 1.8, (1.8)	37,533	-	-	-	-	-	-	-	-	-
Thu-25	7.3	69 - 100, (90) 1.4 - 2.0, (1.8)	40,734	6:21 PM	1.5, 2.5, 2.6 2.6, 0.9, 0.0	6 minutes of BW @ 17.6 gpm/ft <sup>2</sup>	5,310	513	809	6,632	104,461	2,078
Fri-26	7.5	89 - 92, (90) 1.8 - 1.8, (1.8)	39,739	-	-	-	-	-	-	-	-	-
Sat-27	8.3	74 - 99, (90) 1.5 - 2.0, (1.8)	45,625	-	-	-	-	-	-	-	-	-
Sun-28	8.5	76 - 92, (90) 1.5 - 1.8, (1.8)	45,789	5:18 AM	1.5, 2.5, 2.6 2.6, 0.9, 0.0	6 minutes of BW @ 17.6 gpm/ft <sup>2</sup>	5,310	511	807	6,628	106,177	2,112
Mon-29	9.0	88 - 92, (90) 1.7 - 1.8, (1.8)	48,896	-	-	-	-	-	-	-	-	-
Tue-30	6.8	87 - 93, (90) 1.7 - 1.9, (1.8)	37,125	2:13 PM	2.1, 2.6, 2.6 2.3, 0.4, 0.0	6 minutes of BW @ 17.6 gpm/ft <sup>2</sup>	5,310	510	809	6,629	105,826	2,105
Wed-31	7.5	87 - 92, (90) 1.7 - 1.8, (1.8)	40,440	-	-	-	-	-	-	-	-	-
<b>Total:</b>	<b>219.3</b>		<b>1,173,574</b>	<b>11</b>			<b>55,755</b>	<b>5,333</b>	<b>8,868</b>	<b>69,956</b>		
	9.1 days											

UFRV: Unit Filter Run Volume is the amount of water filtered per squared-foot between backwashes.

Note: The amount of water filtered between backwashes does not account for the filter production in the previous month for the first calculated UFRV value.

**MONTHLY SUMMARY OF MONITORING  
FOR SURFACE WATER TREATMENT REGULATIONS**

System Name: Buckingham Park Water District - Treatment Plant

System #: 1710011

Filter Type: Filter 2 (Vertical Pressure: 50.3 sq-ft)

Month/Year: March-21

**Filter 2 Operations**

Date	Run Time, Hr.	Filter Flow (gpm) Range (50h)	Filter Production (gallons)	Backwash (BW) Start Time	Surface Wash Loading Rate (gpm/ft <sup>2</sup> )	Filter BW Loading Rate (gpm/ft <sup>2</sup> )	Filter BW Volume (gallons)	Filter SW Volume (gallons)	Filter-to-Waste, Vol (gallons)	Total Vol to Sludge Pond (gallons)	Gal of Water Produced Between BW	UFRV (gal/ft <sup>2</sup> )
Sat-1	7.8	84 - 90, (88) 1.7 - 1.8, (1.8)	40,612	8:26 AM	0.7, 2.5, 2.5 1.8, 0.0, 0.0	5 minutes of BW @ 16.4 gpm/ft <sup>2</sup>	4,125	377	811	5,313	12,716	253
Tue-2	7.0	86 - 90, (88) 1.7 - 1.8, (1.7)	39,109	-	-	-	-	-	-	-	-	-
Wed-3	6.3	84 - 86, (86) 1.7 - 1.7, (1.7)	31,756	-	-	-	-	-	-	-	-	-
Thu-4	6.8	84 - 89, (88) 1.7 - 1.8, (1.8)	34,792	4:26 AM	1.3, 2.5, 2.5 1.2, 0.0, 0.0	5 minutes of BW @ 16.4 gpm/ft <sup>2</sup>	4,125	371	810	5,306	102,512	2,039
Fri-5	7.5	86 - 103, (87) 1.7 - 2.1, (1.7)	38,018	-	-	-	-	-	-	-	-	-
Sat-6	6.8	84 - 86, (85) 1.7 - 1.7, (1.7)	33,089	11:45 PM	2.1, 2.5, 2.5 0.5, 0.0, 0.0	5 minutes of BW @ 16.4 gpm/ft <sup>2</sup>	4,125	378	813	5,316	102,147	2,032
Sun-7	8.3	71 - 89, (88) 1.4 - 1.8, (1.8)	41,542	-	-	-	-	-	-	-	-	-
Mon-8	6.8	43 - 91, (86) 0.9 - 1.8, (1.7)	32,826	-	-	-	-	-	-	-	-	-
Tue-9	7.3	83 - 89, (83) 1.6 - 1.8, (1.7)	37,845	6:57 PM	0.3, 2.4, 2.5 2.4, 1.7, 0.0	6 minutes of BW @ 16.4 gpm/ft <sup>2</sup>	4,950	469	812	6,231	100,445	1,998
Wed-10	6.8	86 - 86, (86) 1.7 - 1.7, (1.7)	33,386	-	-	-	-	-	-	-	-	-
Thu-11	7.5	83 - 90, (84) 1.6 - 1.8, (1.7)	37,799	-	-	-	-	-	-	-	-	-
Fri-12	6.0	82 - 88, (83) 1.6 - 1.8, (1.7)	30,136	12:04 PM	1.5, 2.5, 2.5 2.4, 0.9, 0.0	6 minutes of BW @ 16.4 gpm/ft <sup>2</sup>	4,950	488	807	6,245	99,730	1,984
Sat-13	7.0	85 - 87, (86) 1.7 - 1.7, (1.7)	36,129	-	-	-	-	-	-	-	-	-
Sun-14	6.0	83 - 91, (84) 1.7 - 1.8, (1.7)	32,320	-	-	-	-	-	-	-	-	-
Mon-15	7.3	81 - 86, (83) 1.6 - 1.7, (1.7)	35,119	10:16 AM	1.5, 2.4, 2.5 2.3, 0.7, 0.0	6 minutes of BW @ 16.4 gpm/ft <sup>2</sup>	4,950	473	807	6,230	100,211	1,994
Tue-16	7.0	58 - 101, (86) 1.2 - 2.0, (1.7)	35,575	-	-	-	-	-	-	-	-	-
Wed-17	6.0	75 - 84, (83) 1.5 - 1.7, (1.7)	28,373	-	-	-	-	-	-	-	-	-
Thu-18	6.8	69 - 87, (82) 1.4 - 1.7, (1.6)	32,798	2:48 PM	0.4, 2.4, 2.5 2.5, 1.9, 0.0	6 minutes of BW @ 16.4 gpm/ft <sup>2</sup>	4,950	487	810	6,247	98,893	1,967
Fri-19	5.8	67 - 85, (84) 1.3 - 1.7, (1.7)	28,988	-	-	-	-	-	-	-	-	-
Sat-20	7.3	45 - 90, (84) 0.9 - 1.8, (1.7)	34,952	-	-	-	-	-	-	-	-	-
Sun-21	5.8	81 - 87, (83) 1.6 - 1.7, (1.6)	29,157	5:58 PM	1.8, 2.4, 2.5 2.4, 0.5, 0.0	6 minutes of BW @ 16.4 gpm/ft <sup>2</sup>	4,950	487	806	6,243	97,525	1,940
Mon-22	7.3	84 - 85, (84) 1.7 - 1.7, (1.7)	38,493	-	-	-	-	-	-	-	-	-
Tue-23	7.3	82 - 90, (83) 1.6 - 1.8, (1.7)	36,645	-	-	-	-	-	-	-	-	-
Wed-24	6.5	27 - 90, (84) 0.5 - 1.8, (1.7)	34,703	11:02 AM	0.5, 2.0, 2.4 2.4, 1.7, 0.0	6 minutes of BW @ 16.4 gpm/ft <sup>2</sup>	4,950	458	806	6,214	98,671	1,963
Thu-25	7.5	73 - 99, (90) 1.4 - 2.0, (1.8)	42,831	-	-	-	-	-	-	-	-	-
Fri-26	7.5	89 - 91, (90) 1.8 - 1.8, (1.8)	39,763	-	-	-	-	-	-	-	-	-
Sat-27	8.0	88 - 92, (90) 1.7 - 1.8, (1.8)	44,327	4:00 AM	0.8, 2.2, 2.5 2.5, 0.5, 0.0	6 minutes of BW @ 16.4 gpm/ft <sup>2</sup>	4,950	430	806	6,186	105,255	2,094
Sun-28	8.8	77 - 92, (90) 1.5 - 1.8, (1.8)	47,143	-	-	-	-	-	-	-	-	-
Mon-29	8.8	88 - 91, (90) 1.8 - 1.8, (1.8)	47,565	8:21 AM	0.9, 2.5, 2.5 1.6, 0.0, 0.0	6 minutes of BW @ 16.4 gpm/ft <sup>2</sup>	4,950	376	809	6,135	106,258	2,114
Tue-30	7.0	88 - 91, (90) 1.7 - 1.8, (1.8)	38,490	-	-	-	-	-	-	-	-	-
Wed-31	7.3	88 - 92, (90) 1.8 - 1.8, (1.8)	39,134	9:37 PM	2.4, 2.4, 2.4 1.7, 0.0, 0.0	6 minutes of BW @ 16.4 gpm/ft <sup>2</sup>	4,950	448	805	6,203	105,890	2,107
<b>Total:</b>	<b>219.0</b>		<b>1,133,413</b>	<b>12</b>			<b>56,925</b>	<b>5,242</b>	<b>9,701</b>	<b>71,868</b>		
	<b>9.1 days</b>											

UFRV: Unit Filter Run Volume is the amount of water filtered per squared-foot between backwashes.

Note: The amount of water filtered between backwashes does not account for the filter production in the previous month for the first calculated UFRV value.

### Combined Filter Effluent Reporting

Incidents of turbidity greater than **1.0 NTU** in two consecutive measurements taken no more than 15 minutes apart.

Date of Incident	NONE						
Value							

Incidents of turbidity greater than **0.2 NTU** in two consecutive measurements taken 15 minutes apart at the end of the first 60 minutes of continuous filter operation after the filter has been backwashed or otherwise taken offline.

Date of Incident	NONE						
Value							

### Individual Filter Effluent Reporting

Were individual filters monitored and recorded at least once every 15 minutes?  Yes  No  
 Were there any trigger violations?  Yes  No

Incidents of turbidity greater than **1.0 NTU** in two consecutive measurements taken no more than 15 minutes apart.

Date of Incident	NONE						
Value							
Filter Number							

Incidents of turbidity greater than **0.3 NTU** in two consecutive measurements taken 15 minutes apart at the end of the first 60 minutes of continuous filter operation after the filter has been backwashed or otherwise taken offline.

Date of Incident	NONE						
Value							
Filter Number							

Incidents of turbidity greater than **1.0 NTU** in two consecutive measurements taken no more than 15 minutes apart at any time in each of three consecutive months.

Date of Incident	NONE						
Value							
Filter Number							

Incidents of turbidity greater than **2.0 NTU** in two consecutive measurements taken no more than 15 minutes apart at any time in each of two consecutive months.

Date of Incident	NONE						
Value							
Filter Number							

Note: System is required to arrange with the Department for a comprehensive performance evaluation (CPE) to be conducted no later than 30 days following the exceedance. The CPE must be completed and submitted to the State no later than 90 days following the exceedance for the second straight month.

### Turbidity Instrument Calibration

Indicate the date that the turbidimeters that are used for regulatory monitoring purposes were calibrated:

Date	Which Turbidimeter	Which standards used, primary or secondary	Date	Which Turbidimeter	Which standards used, primary or secondary
3/25/2021	1720 dfilter 1	primary	3/24/2021	raw scatter 7	primary
3/25/2021	1720 d filter 2	primary	3/18/2021	hach hand held	primary
3/24/2021	Swan Turbiwell	verification			
3/25/2021	settled 1720 c	primary			

### Alarm Testing

Date	Alarm Tested	Set Point Tested	Call Out Successful	Shut Down Successful	Time Delay
3/25/2021	CL2 LOW	0.8	YES	YES	0min/30sec
3/25/2021	CL2HIGH	3.25	YES	YES	0min/30sec
3/25/2021	coagulant fail	fail	YES	YES	6min/25sec
3/25/2021	filter 1 ntu high	0.28	YES	YES	INST
3/25/2021	filter 2 ntu high	0.28	YES	YES	INST
3/25/2021	combined ntu high	0.28	YES	YES	0min/15sec



### Disinfection Process Data

Disinfectant residual type (check one):     Free Chlorine     Combined Chlorine     Other

Incidents of chlorine residuals less than **0.2 mg/L** at the plant effluent:

Date of Incident	none		
Duration			
Date Dept. Notified			

Total number of incidents where residual is < 0.2 mg/L: 0  
 Meet Standard (i.e. is not less than 0.2 mg/L for more than four hours (Y/N)? Yes

Number of distribution system residual samples collected:	124
Number of distribution system samples for HPC only:	
Total number of residual and/or HPC samples collected:	124
Number of samples with no detectable residual and HPC is not measured:	
Number of samples with no residual and HPC > 500 CFU/mL:	
Number of samples for HPC only and HPC > 500 CFU/mL:	
Total number of samples with no residual and/or HPC > 500 CFU/mL:	0

**Compute V:**

Where V = [1 - (Total No. of samples with no residual and/or HPC > 500)/(Total No. of residual and/or HPC samples collected)] x 100

V = 100.0%  
 Meets Standard (i.e. V >= 95%) (Y/N) ? Yes

### SUMMARY OF WATER QUALITY COMPLAINTS

**General Complaints:**

Type of Complaint	Number	Corrective Actions Taken
Taste/Odor	0	
Color	0	
Turbidity	0	
Suspended Solids	0	
Other (Describe)	0	

**Reports of Gastrointestinal Illness (attach additional sheets if necessary):**

Person Reporting	Date	Corrective Actions Taken

Attach an explanation of any failure of the performance standards or operating criteria and corrective action taken or planned.

Print Name: ALAN MITCHELL  
 Signature: *Alan Mitchell*  
 Date: 4/2/21

# CT Compliance for Giardia Lamblia Cysts by Free Chlorine

**Input Parameters:**

Water System Name:	Buckingham Park Water District		
Number of Service Connections:	455		
System Number:	1710011		
Month and Year:	March-21		
Clearwell(s) - Volume per Foot:	5,288	Gallons/Ft	
Short-Circuiting Factor for Clearwell(s):	0.13	t <sub>10</sub> /T	

Calc. are based only when plant is on-line and flow leaving clearwell									Results for Giardia Inactivation and Reduction of Microcystin-LR				
Plant Clearwell Operations									Giardia cysts			Microcystin-LR (Min)	
Date	Plant Run Time, hr	Flow Rate, gpm	Clearwell Level, ft	Temp, °C	pH	Chlorine Residual, mg/L	Effective Volume, gal	Effective Contact Time, minutes	Calc. CT <sub>10</sub>	Minimum Log Inactivation	Log Inactivation Range, (5 th, Median)	Calculated Log (%) Reduction	MC-LR Reduced from x to 0.3 ug/L
Sat-1	8.0	201	33.0	9.4	7.87	1.39	22,686	112.6	156	2.69	2.69 - 3.12 (2.74, 2.90)	1.6 (97.63%)	13
Sun-2	7.0	206	34.2	9.7	7.90	1.35	23,510	114.2	154	2.75	2.75 - 3.16 (2.75, 2.91)	1.6 (97.28%)	11
Mon-3	6.3	204	34.3	9.6	7.84	1.34	23,579	115.5	155	2.76	2.76 - 3.16 (2.77, 2.88)	1.7 (98.04%)	15
Tue-4	7.0	206	34.5	10.0	7.99	1.34	23,713	115.2	154	2.66	2.66 - 3.09 (2.70, 2.90)	1.4 (95.93%)	7.4
Wed-5	7.5	204	34.5	9.9	7.90	1.31	23,705	116.0	152	2.71	2.71 - 19.01 (2.71, 2.85)	1.6 (97.22%)	11
Thu-6	7.0	204	34.5	9.4	7.90	1.29	23,717	116.3	150	2.59	2.59 - 3.06 (2.59, 2.77)	1.5 (96.90%)	9.7
Fri-7	8.3	208	34.3	10.0	7.96	1.31	23,579	113.5	149	2.66	2.66 - 4.53 (2.67, 2.79)	1.4 (96.17%)	7.8
Sat-8	6.8	207	34.5	9.9	8.00	1.34	23,717	114.7	154	2.65	2.65 - 2.96 (2.66, 2.80)	1.4 (95.76%)	7.1
Sun-9	7.5	205	34.2	8.7	7.87	1.34	23,528	115.0	154	2.57	2.57 - 2.82 (2.57, 2.70)	1.6 (97.27%)	11
Mon-10	6.8	201	34.4	8.9	7.99	1.37	23,648	117.7	161	2.60	2.60 - 9.50 (2.60, 2.70)	1.4 (96.05%)	7.6
Tue-11	7.5	209	34.5	7.9	7.89	1.40	23,717	113.7	159	2.56	2.56 - 2.96 (2.58, 2.69)	1.5 (97.07%)	10
Wed-12	6.3	203	34.4	9.1	8.00	1.38	23,648	116.4	160	2.59	2.59 - 3.20 (2.65, 2.81)	1.4 (95.88%)	7.3
Thu-13	7.0	203	34.4	9.8	8.00	1.34	23,648	116.4	156	2.69	2.69 - 3.17 (2.74, 2.87)	1.4 (95.90%)	7.3
Fri-14	6.0	206	34.2	9.9	7.88	1.35	23,510	114.2	154	2.75	2.75 - 2.96 (2.76, 2.83)	1.6 (97.60%)	12
Sat-15	7.5	205	34.4	9.3	8.00	1.33	23,648	115.2	153	2.55	2.55 - 2.83 (2.59, 2.70)	1.3 (95.40%)	6.5
Sun-16	7.0	204	34.3	8.9	7.99	1.32	23,579	115.6	153	2.46	2.46 - 2.82 (2.50, 2.63)	1.3 (95.38%)	6.5
Mon-17	6.0	211	34.2	8.6	7.90	1.34	23,510	111.4	149	2.49	2.49 - 2.73 (2.53, 2.63)	1.5 (96.50%)	8.6
Tue-18	7.0	203	34.2	9.1	8.00	1.29	23,510	115.6	149	2.48	2.48 - 2.75 (2.55, 2.67)	1.3 (94.85%)	5.8
Wed-19	5.8	206	34.4	9.5	7.91	1.29	23,648	114.9	149	2.56	2.56 - 2.86 (2.57, 2.63)	1.5 (96.60%)	8.8
Thu-20	7.3	207	33.6	9.3	7.97	1.27	23,098	111.4	142	2.45	2.45 - 2.79 (2.47, 2.71)	1.3 (94.91%)	5.9
Fri-21	6.0	208	34.2	9.2	7.87	1.29	23,510	113.2	146	2.52	2.52 - 3.04 (2.59, 2.77)	1.5 (97.01%)	10
Sat-22	7.3	205	33.8	10.2	7.90	1.30	23,235	113.3	148	2.73	2.73 - 3.10 (2.74, 2.83)	1.5 (97.01%)	10
Sun-23	7.3	203	33.3	10.1	7.90	1.30	22,892	112.8	147	2.72	2.72 - 4.82 (2.82, 2.95)	1.5 (96.93%)	9.8
Mon-24	6.8	203	34.3	11.3	8.00	1.31	23,579	116.1	152	2.93	2.93 - 4.68 (2.94, 3.39)	1.4 (96.24%)	8.0
Tue-25	7.5	205	34.4	10.8	7.74	1.33	23,676	115.7	154	3.07	3.07 - 3.62 (3.14, 3.53)	2.0 (99.00%)	30
Wed-26	7.5	202	34.2	10.6	7.70	1.36	23,510	116.1	158	3.17	3.17 - 3.77 (3.23, 3.53)	2.2 (99.31%)	43
Thu-27	8.3	205	33.3	11.3	7.60	1.35	22,907	111.7	151	3.28	3.28 - 4.06 (3.34, 3.55)	2.4 (99.57%)	70
Fri-28	8.8	203	34.4	12.2	7.67	1.37	23,648	116.3	159	3.61	3.61 - 4.26 (3.66, 3.83)	2.4 (99.57%)	70
Sat-29	9.0	203	34.3	13.1	7.70	1.35	23,579	116.4	157	3.74	3.74 - 5.37 (3.78, 4.02)	2.3 (99.53%)	64
Sun-30	7.0	209	34.5	12.9	7.69	1.36	23,717	113.6	154	3.68	3.68 - 25.96 (3.68, 3.98)	2.3 (99.51%)	61
Mon-31	7.5	202	34.6	13.7	7.77	1.29	23,785	117.8	152	3.81	3.81 - 11.01 (3.84, 4.09)	2.1 (99.23%)	39
Min	5.8	201	33.0	7.9	7.60	1.27	22,686	111.4	142	2.45	2.45	1.3 (94.85%)	5.8
Median	7.0	205	34.3	9.8	7.90	1.34	23,579	115.2	154	2.69	3.14	1.5 (97.01%)	10
Max	9.0	211	34.6	13.7	8.00	1.40	23,785	117.8	161	3.81	25.96	2.4 (99.57%)	70

Print Name: ALAN MITCHELL

Signature: *Alan Mitchell*

Date: 4/2/21

### MONTHLY CHEMICAL DOSAGE SUMMARY SHEET

System Name: Buckingham Water District

SN: 1710011

Month/Year: March-21

#### Source and Combined Filter Flows & Chemical Feed Rate and Dosages

Date	Units: Plant Hours Operated	Source Water - Inlet to Solids-Contact Upflow Clarifier							Filter Coagulant Aid and Post GAC Disinfection				
		Pre-Disinfection			Coagulants				Filter Aid			Disinfection	
		gpm	mL/min	mg/L	mL/min	mg/L	mL/min	mg/L	gpm	mL/min	mg/L	mL/min	mg/L
		Source Flow	NaOCl	NaOCl	Product 9800	Product 9800	Chemical Type	Chemical Type	CFE Flow	Product Pro Pac 9890	Product Pro Pac 9890	NaOCl	NaOCl
Sat-1	7.0	180	14.0	2.2	17.0	32.5	-	-	178	-	-	16.0	2.5
Tue-2	8.1	187	14.0	2.1	17.0	31.3	-	-	176	-	-	16.0	2.6
Wed-3	7.3	181	14.0	2.2	17.0	32.2	-	-	172	-	-	16.0	2.6
Thu-4	6.6	185	14.0	2.1	17.0	31.5	-	-	175	-	-	16.0	2.6
Fri-5	6.7	189	14.0	2.1	17.0	30.9	-	-	180	-	-	16.0	2.5
Sat-6	7.1	182	15.0	2.3	17.0	32.0	-	-	173	-	-	16.0	2.6
Sun-7	7.2	186	15.0	2.3	17.0	31.4	-	-	179	-	-	16.0	2.5
Mon-8	7.7	186	15.0	2.3	17.0	31.4	-	-	171	-	-	16.0	2.6
Tue-9	5.8	180	15.0	2.3	17.0	32.4	-	-	173	-	-	16.0	2.6
Wed-10	8.4	183	15.0	2.3	17.0	32.0	-	-	173	-	-	16.0	2.6
Thu-11	7.0	180	15.0	2.4	17.0	32.4	-	-	170	-	-	16.0	2.7
Fri-12	7.0	187	15.0	2.3	17.0	31.2	-	-	178	-	-	16.0	2.5
Sat-13	6.4	184	15.0	2.3	17.0	31.7	-	-	174	-	-	16.0	2.6
Sun-14	7.4	185	15.0	2.3	17.0	31.6	-	-	172	-	-	16.0	2.6
Mon-15	6.3	182	15.0	2.3	17.0	32.0	-	-	179	-	-	16.0	2.5
Tue-16	7.0	177	15.0	2.4	17.0	33.0	-	-	165	-	-	16.0	2.7
Wed-17	6.3	179	15.0	2.4	17.0	32.6	-	-	169	-	-	16.0	2.7
Thu-18	5.3	183	15.0	2.3	17.0	31.8	-	-	178	-	-	16.0	2.5
Fri-19	7.3	184	15.0	2.3	17.0	31.6	-	-	171	-	-	16.0	2.6
Sat-20	5.4	181	14.0	2.2	17.0	32.3	-	-	176	-	-	15.0	2.4
Sun-21	6.9	184	14.0	2.1	17.0	31.7	-	-	171	-	-	15.0	2.5
Mon-22	8.3	181	14.0	2.2	17.0	32.3	-	-	173	-	-	15.0	2.4
Tue-23	7.4	184	14.0	2.2	17.0	31.8	-	-	170	-	-	15.0	2.5
Wed-24	5.7	183	14.0	2.2	17.0	31.8	-	-	175	-	-	15.0	2.4
Thu-25	7.1	179	14.0	2.2	17.0	32.6	-	-	172	-	-	15.0	2.5
Fri-26	8.3	190	14.0	2.1	17.0	30.8	-	-	177	-	-	15.0	2.4
Sat-27	7.8	188	14.0	2.1	17.0	31.1	-	-	179	-	-	15.0	2.4
Sun-28	9.0	195	14.0	2.0	17.0	29.9	-	-	181	-	-	15.0	2.3
Mon-29	9.2	190	14.0	2.1	17.0	30.7	-	-	181	-	-	15.0	2.3
Tue-30	8.4	189	14.0	2.1	17.0	30.9	-	-	179	-	-	15.0	2.4
Wed-31	6.3	186	14.0	2.1	17.0	31.3	-	-	176	-	-	15.0	2.4

5 th	5.6	179	14.0	2.1	17.0	30.8	-	-	169	-	-	15.0	2.4
25 th	6.5	181	14.0	2.1	17.0	31.3	-	-	172	-	-	15.0	2.4
50 th	7.1	184	14.0	2.2	17.0	31.7	-	-	175	-	-	16.0	2.5
75 th	7.8	187	15.0	2.3	17.0	32.3	-	-	178	-	-	16.0	2.6
95 th	8.7	190	15.0	2.4	17.0	32.6	-	-	180	-	-	16.0	2.7

Comments: \_\_\_\_\_

Name (Print): ALAN MITCHELL

Signature: *Alan Mitchell*

4/2/21

**GM-Buckingham Park Water**

---

**From:** GM-Buckingham Park Water [gm@buckinghamparkwater.us]  
**Sent:** Tuesday, April 06, 2021 9:19 AM  
**To:** 'Schott, Guy@Waterboards'  
**Cc:** DDW - Mendocino General Email (DWPDIST03@waterboards.ca.gov)  
**Subject:** March 2021 operations Report  
**Attachments:** 3.21 Monthly Operations Report.pdf

Hello Guy,

I have attached the March 2021 monthly operations report For Buckingham Park Water District System # 1710011. Everything looks to be in good order. Please let me know if you have any questions or concerns thank you.

Sincerely,

*Ahimsah Wonderwheel*

General Manager

**Buckingham Park Water District**

2880 Eastlake Drive Kelseyville, CA 95451

Cell (707) 900-8367 / Office (707) 279-8568 / Fax (707) 279-2947

"Visit us on the web at: [www.buckinghamparkwater.us](http://www.buckinghamparkwater.us)!"

## Buckingham Park Water District 3 2021 Water Plant Log revised 2.27.2020

Date & Time	Oper. Initials	Read (Last Day Last)	Raw Water Hours						Raw Water Flow				Less Backwash		Recycle Flow				Net Raw Water Flow		
			P-1 Read			P-2 Read			Raw Water Meter	Daily Raw Water Flow	MGD	Raw Water Flow M-T-D	Raw Water Flow gpm	Daily Combined Filter Backwash Flow	MTD Combined Filter Backwash Flow	Read	Backwash Re-cycle Gallons	% Of Daily Flow	M-T-D	Total Raw Water Gallons Daily	Total Raw Water Gallons MTD
			1,190	P-1 Hours	MTD	99,179	P-2 Hours	MTD	1,269,208	87,568					87,568						
1	7:24	WR	1,231	4.1	4.1	99,209	3.0	3.0	1,269,974	76,600	0.077	76,600	179.8	-	-	87,705	1,370	2.1%	1,370	75,230	75,230
2	7:30	AM	1,260	2.9	7.0	99,260	5.1	8.1	1,270,870	89,600	0.090	166,200	186.7	6,600	6,600	87,889	1,840	2.6%	3,210	87,760	162,990
3	7:30	AM	1,305	4.5	11.5	99,289	2.9	11.0	1,271,674	80,400	0.080	246,600	181.1	7,080	13,680	88,017	1,280	2.0%	4,490	79,120	242,110
4	7:30	AM	1,340	3.5	15.0	99,320	3.1	14.1	1,272,407	73,300	0.073	319,900	185.1	6,600	20,280	88,125	1,080	1.9%	5,570	72,220	314,330
5	7:30	AM	1,378	3.8	18.8	99,349	2.9	17.0	1,273,167	76,000	0.076	395,900	189.1	-	20,280	88,266	1,410	2.4%	6,980	74,590	388,920
6	7:30	AM	1,416	3.8	22.6	99,382	3.3	20.3	1,273,944	77,700	0.078	473,600	182.4	7,080	27,360	88,448	1,820	2.9%	8,800	75,880	464,800
7	7:38	WR	1,451	3.5	26.1	99,420	3.8	24.1	1,274,759	81,500	0.082	555,100	186.1	6,600	33,960	88,761	3,130	4.9%	11,930	78,370	543,170
8	7:16	WR	1,481	3.0	29.1	99,466	4.6	28.7	1,275,606	84,700	0.085	639,800	185.7	7,080	41,040	89,081	3,200	4.8%	15,130	81,500	624,670
9	7:30	AM	1,517	3.6	32.7	99,490	2.4	31.1	1,276,255	64,900	0.065	704,700	180.3	-	41,040	89,435	3,540	7.5%	18,670	61,360	686,030
10	7:30	AM	1,553	3.6	36.3	99,537	4.7	35.8	1,277,164	90,900	0.091	795,600	182.5	6,600	47,640	89,662	2,270	3.1%	20,940	88,630	774,660
11	7:30	AM	1,585	3.2	39.5	99,576	3.9	39.7	1,277,931	76,700	0.077	872,300	180.0	7,080	54,720	89,933	2,710	4.7%	23,650	73,990	848,650
12	7:30	AM	1,614	2.9	42.4	99,617	4.1	43.8	1,278,717	78,600	0.079	950,900	187.1	-	54,720	90,192	2,590	4.1%	26,240	76,010	924,660
13	7:30	AM	1,644	3.0	45.4	99,651	3.4	47.2	1,279,425	70,800	0.071	1,021,700	184.4	6,600	61,320	90,484	2,920	5.4%	29,160	67,880	992,540
14	7:58	WR	1,688	4.4	49.8	99,681	3.0	50.2	1,280,245	82,000	0.082	1,103,700	184.7	7,080	68,400	90,721	2,370	3.8%	31,530	79,630	1,072,170
15	7:23	WR	1,727	3.9	53.7	99,706	2.5	52.7	1,280,945	70,000	0.070	1,173,700	182.3	-	68,400	90,931	2,100	3.4%	33,630	67,900	1,140,070
16	7:45	AM	1,761	3.4	57.1	99,741	3.5	56.2	1,281,677	73,200	0.073	1,246,900	176.8	6,600	75,000	91,277	3,460	6.6%	37,090	69,740	1,209,810
17	7:30	AM	1,796	3.5	60.6	99,770	2.9	59.1	1,282,365	68,800	0.069	1,315,700	179.2	7,080	82,080	91,491	2,140	3.9%	39,230	66,660	1,276,470
18	7:30	AM	1,825	2.9	63.5	99,795	2.5	61.6	1,282,959	59,400	0.059	1,375,100	183.3	-	82,080	91,724	2,330	5.1%	41,560	57,070	1,333,540
19	7:30	AM	1,860	3.5	67.0	99,832	3.7	65.3	1,283,756	79,700	0.080	1,454,800	184.5	6,600	88,680	92,052	3,280	5.4%	44,840	76,420	1,409,960
20	7:30	AM	1,887	2.7	69.7	99,860	2.8	68.1	1,284,353	59,700	0.060	1,514,500	180.9	-	88,680	92,327	2,750	5.6%	47,590	56,950	1,466,910
21	8:00	WR	1,919	3.2	72.9	99,897	3.7	71.8	1,285,115	76,200	0.076	1,590,700	184.1	7,080	95,760	92,650	3,230	5.2%	50,820	72,970	1,539,880
22	7:38	WR	1,967	4.8	77.7	99,933	3.6	75.4	1,286,025	91,000	0.091	1,681,700	180.6	6,600	102,360	93,029	3,790	5.6%	54,610	87,210	1,627,090
23	7:45	AM	2,001	3.4	81.1	99,973	4.0	79.4	1,286,840	81,500	0.082	1,763,200	183.6	7,080	109,440	93,222	1,930	3.1%	56,540	79,570	1,706,660
24	7:30	AM	2,039	3.8	84.9	99,992	1.9	81.3	1,287,467	62,700	0.063	1,825,900	183.3	-	109,440	93,474	2,520	4.9%	59,060	60,180	1,766,840
25	7:30	AM	2,069	3.0	87.9	100,035	4.3	85.6	1,288,251	78,400	0.078	1,904,300	179.0	6,600	116,040	93,694	2,200	3.5%	61,260	76,200	1,843,040
26	7:30	AM	2,103	3.4	91.3	100,084	4.9	90.5	1,289,195	94,400	0.094	1,998,700	189.6	7,080	123,120	94,055	3,610	5.4%	64,870	90,790	1,933,830
27	7:30	AM	2,145	4.2	95.5	100,120	3.6	94.1	1,290,075	88,000	0.088	2,086,700	188.0	6,600	129,720	94,334	2,790	4.5%	67,660	85,210	2,019,040
28	7:29	WR	2,191	4.6	100.1	100,164	4.4	98.5	1,291,128	105,300	0.105	2,192,000	195.0	7,080	136,800	94,463	1,290	1.6%	68,950	104,010	2,123,050
29	7:26	WR	2,230	3.9	104.0	100,217	5.3	103.8	1,292,177	104,900	0.105	2,296,900	190.0	-	136,800	94,648	1,850	2.1%	70,800	103,050	2,226,100
30	8:00	AM	2,283	5.3	109.3	100,248	3.1	106.9	1,293,130	95,300	0.095	2,392,200	189.1	6,600	143,400	94,872	2,240	3.0%	73,040	93,060	2,319,160
31	7:30	AM	2,315	3.2	112.5	100,280	3.2	110.1	1,293,846	71,600	0.072	2,463,800	186.5	7,080	150,480	95,076	2,040	3.7%	75,080	69,560	2,388,720
Avg.				3.6			3.6		79,477	0.079		1,000	184.2	6,840		2,422	4.04%		77,055		
Min.				2.7			1.9		59,400	0.059		176.8	6,600		1,080	1.63%		56,950			
Max.				5.3	112.5		5.3	110.1	105,300	0.105	2,463,800	195.0	7,080	150,480		3,790	7.47%	75,080	104,010	2,388,720	

Buckingham Park Water District  
3 2021 Water Plant Log revised 2.27.2020

**Filter #1**

Date	Filtering Hours & Flows							Backwash Frequencies & Flows				Surface Wash Flows			
	F1 Hour Meter	Daily Hours	F1 Flow Meter	Daily Flow	GPM	Month to Date Flow	Daily Max. Filter Load Rate	No. of Backwashes/Day	Minutes Per Backwash	Peak Backwash Flow Rate	Backwash Volume	SW Flow Meter Read	Daily Flow	Read GPM	Month to Date Flow
	365,594		1,193,531									119,121			
1	365,664	7.0	1,193,913	38,200	91.0	38,200	1.8	0	-	-	-	119,121	-	-	-
2	365,745	8.1	1,194,349	43,600	89.7	81,800	1.8	0	-	-	-	119,121	-	-	0
3	365,818	7.3	1,194,726	37,700	86.1	119,500	1.7	1	8	885	7,080	119,163	420	84	420
4	365,884	6.6	1,195,085	35,900	90.7	155,400	1.8	0	-	-	-	119,163	-	-	420
5	365,951	6.7	1,195,452	36,700	91.3	192,100	1.8	0	-	-	-	119,163	-	-	420
6	366,022	7.1	1,195,820	36,800	86.4	228,900	1.7	1	8	885	7,080	119,205	420	84	840
7	366,094	7.2	1,196,219	39,900	92.4	268,800	1.8	0	-	-	-	119,205	-	-	840
8	366,171	7.7	1,196,608	38,900	84.2	307,700	1.7	1	8	885	7,080	119,247	420	84	1,260
9	366,229	5.8	1,196,917	30,900	88.8	338,600	1.8	0	-	-	-	119,247	-	-	1,260
10	366,313	8.4	1,197,366	44,900	89.1	383,500	1.8	0	-	-	-	119,247	-	-	1,260
11	366,383	7.0	1,197,723	35,700	85.0	419,200	1.7	1	8	885	7,080	119,289	420	84	1,680
12	366,453	7.0	1,198,109	38,600	91.9	457,800	1.8	0	-	-	-	119,289	-	-	1,680
13	366,517	6.4	1,198,456	34,700	90.4	492,500	1.8	0	-	-	-	119,289	-	-	1,680
14	366,591	7.4	1,198,840	38,400	86.5	530,900	1.7	1	8	885	7,080	119,332	430	86	2,110
15	366,654	6.3	1,199,191	35,100	92.9	566,000	1.8	0	-	-	-	119,332	-	-	2,110
16	366,724	7.0	1,199,550	35,900	85.5	601,900	1.7	0	-	-	-	119,332	-	-	2,110
17	366,787	6.3	1,199,866	31,600	83.6	633,500	1.7	1	8	885	7,080	119,374	420	84	2,530
18	366,840	5.3	1,200,160	29,400	92.5	662,900	1.8	0	-	-	-	119,374	-	-	2,530
19	366,913	7.3	1,200,553	39,300	89.7	702,200	1.8	0	-	-	-	119,374	-	-	2,530
20	366,967	5.4	1,200,846	29,300	90.4	731,500	1.8	0	-	-	-	119,374	-	-	2,530
21	367,036	6.9	1,201,210	36,400	87.9	767,900	1.7	1	8	885	7,080	119,417	430	86	2,960
22	367,119	8.3	1,201,659	44,900	90.2	812,800	1.8	0	-	-	-	119,417	-	-	2,960
23	367,193	7.4	1,202,044	38,500	86.7	851,300	1.7	1	8	885	7,080	119,459	420	84	3,380
24	367,250	5.7	1,202,356	31,200	91.2	882,500	1.8	0	-	-	-	119,459	-	-	3,380
25	367,321	7.1	1,202,732	37,600	88.3	920,100	1.8	0	-	-	-	119,459	-	-	3,380
26	367,404	8.3	1,203,165	43,300	86.9	963,400	1.7	1	8	885	7,080	119,501	420	84	3,800
27	367,482	7.8	1,203,584	41,900	89.5	1,005,300	1.8	0	-	-	-	119,501	-	-	3,800
28	367,572	9.0	1,204,069	48,500	89.8	1,053,800	1.8	1	8	885	7,080	119,543	420	84	4,220
29	367,664	9.2	1,204,567	49,800	90.2	1,103,600	1.8	0	-	-	-	119,543	-	-	4,220
30	367,748	8.4	1,205,023	45,600	90.5	1,149,200	1.8	0	-	-	-	119,543	-	-	4,220
31	367,811	6.3	1,205,350	32,700	86.5	1,181,900	1.7	1	8	885	7,080	119,586	430	86	4,650
Avg.		7.2	38,126	88.9		1.8	0	8		7,080		423	85		
Min.		5.3	29,300	83.6		1.7	0	8		7,080		420	84		
Max.	221.7	9.2	49,800	92.9	1,181,900	1.8	1	8		7,080	77,880	430	86	4,650	

Buckingham Park Water District  
3 2021 Water Plant Log revised 2.27.2020

**Filter #2**

Date	Read (Left Day, Last Mo)	Filtering Hours & Flows						Backwash Frequencies & Flows				Surface Wash Flows				
		F2 Hour Meter		F2 Flow Meter		Daily Flow	GPM	Month to Date Flow	Daily Max. Filter Load Rate	No. of Backwashes/Day	Minutes Per Backwash	Peak Backwash Flow Rate	Backwash Volume	SW Flow Meter Read		Month to Date Flow
			Daily Hours											Daily Flow	Read	
1	944,901	7.0	1,207,074	36,500	86.9	36,500	1.7	0	-	-	-	-	123,886	-	-	-
2	944,981	8.0	1,207,488	41,400	86.3	77,900	1.7	1	8	825	6,600	123,925	390	78	390	
3	945,055	7.4	1,207,870	38,200	86.0	116,100	1.7	0	-	-	-	123,925	-	-	390	
4	945,120	6.5	1,208,199	32,900	84.4	149,000	1.7	1	8	825	6,600	123,964	390	78	780	
5	945,188	6.8	1,208,559	36,000	88.2	185,000	1.8	0	-	-	-	123,964	-	-	780	
6	945,259	7.1	1,208,929	37,000	86.9	222,000	1.7	0	-	-	-	123,964	-	-	780	
7	945,330	7.1	1,209,296	36,700	86.2	258,700	1.7	1	8	825	6,600	124,003	390	78	1,170	
8	945,408	7.8	1,209,703	40,700	87.0	299,400	1.7	0	-	-	-	124,003	-	-	1,170	
9	945,467	5.9	1,210,000	29,700	83.9	329,100	1.7	0	-	-	-	124,003	-	-	1,170	
10	945,549	8.2	1,210,411	41,100	83.5	370,200	1.7	1	8	825	6,600	124,042	390	78	1,560	
11	945,620	7.1	1,210,773	36,200	85.0	406,400	1.7	0	-	-	-	124,042	-	-	1,560	
12	945,690	7.0	1,211,133	36,000	85.7	442,400	1.7	0	-	-	-	124,042	-	-	1,560	
13	945,753	6.3	1,211,448	31,500	83.3	473,900	1.7	1	8	825	6,600	124,082	400	80	1,960	
14	945,828	7.5	1,211,832	38,400	85.3	512,300	1.7	0	-	-	-	124,082	-	-	1,960	
15	945,891	6.3	1,212,156	32,400	85.7	544,700	1.7	0	-	-	-	124,082	-	-	1,960	
16	945,960	6.9	1,212,486	33,000	79.7	577,700	1.6	1	8	825	6,600	124,120	380	76	2,340	
17	946,024	6.4	1,212,812	32,600	84.9	610,300	1.7	0	-	-	-	124,120	-	-	2,340	
18	946,077	5.3	1,213,083	27,100	85.2	637,400	1.7	0	-	-	-	124,120	-	-	2,340	
19	946,149	7.2	1,213,436	35,300	82	672,700	1.6	1	8	825	6,600	124,160	400	80	2,740	
20	946,203	5.4	1,213,714	27,800	85.8	700,500	1.7	0	-	-	-	124,160	-	-	2,740	
21	946,273	7.0	1,214,064	35,000	83.3	735,500	1.7	0	-	-	-	124,160	-	-	2,740	
22	946,355	8.2	1,214,471	40,700	82.7	776,200	1.6	1	8	825	6,600	124,199	390	78	3,130	
23	946,430	7.5	1,214,848	37,700	83.8	813,900	1.7	0	-	-	-	124,199	-	-	3,130	
24	946,487	5.7	1,215,134	28,600	83.6	842,500	1.7	0	-	-	-	124,199	-	-	3,130	
25	946,558	7.1	1,215,489	35,500	83.3	878,000	1.7	1	8	825	6,600	124,237	380	76	3,510	
26	946,642	8.4	1,215,941	45,200	89.7	923,200	1.8	0	-	-	-	124,237	-	-	3,510	
27	946,718	7.6	1,216,348	40,700	89.3	963,900	1.8	1	8	825	6,600	124,277	400	80	3,910	
28	946,809	9.1	1,216,847	49,900	91.4	1,013,800	1.8	0	-	-	-	124,277	-	-	3,910	
29	946,901	9.2	1,217,346	49,900	90.4	1,063,700	1.8	0	-	-	-	124,277	-	-	3,910	
30	946,984	8.3	1,217,788	44,200	88.8	1,107,900	1.8	1	8	825	6,600	124,316	390	78	4,300	
31	947,048	6.4	1,218,130	34,200	89.1	1,142,100	1.8	0	-	-	-	124,316	-	-	4,300	
Avg.		7.2		36,842	85.7		1.7	0	8		6,600		391	78		
Min.		5.3		27,100	79.7		1.6	0	8		6,600		380	76		
Max.	221.7	9.2		49,900	91.4	1,142,100	1.8	1	8		6,600	72,600	400	80	4,300	

Buckingham Park Water District  
3 2021 Water Plant Log revised 2.27.2020

### Combined

Date	Read (Last Day Last Mo)	Backwash Flow			Filter Effluent Flow		
		BW Flow Meter Read	BW Basin Flow Rate (Metered GPM)	Daily Flow	Month to Date Flow	Combined Filter Effluent GPM*	Daily Combined Filter Effluent Flow
	707,720						
1	707,720		0	0	178	74,700	74,700
2	707,771		5,100	5,100	176	85,000	159,700
3	707,825		5,400	10,500	172	75,900	235,600
4	707,877		5,200	15,700	175	68,800	304,400
5	707,877		-	15,700	180	72,700	377,100
6	707,930		5,300	21,000	173	73,800	450,900
7	707,982		5,200	26,200	179	76,600	527,500
8	708,035		5,300	31,500	171	79,600	607,100
9	708,035		-	31,500	173	60,600	667,700
10	708,087		5,200	36,700	173	86,000	753,700
11	708,140		5,300	42,000	170	71,900	825,600
12	708,140		-	42,000	178	74,600	900,200
13	708,192		5,200	47,200	174	66,200	966,400
14	708,245		5,300	52,500	172	76,800	1,043,200
15	708,245		-	52,500	179	67,500	1,110,700
16	708,297		5,200	57,700	165	68,900	1,179,600
17	708,350		5,300	63,000	169	64,200	1,243,800
18	708,350		-	63,000	178	56,500	1,300,300
19	708,402		5,200	68,200	171	74,600	1,374,900
20	708,402		-	68,200	176	57,100	1,432,000
21	708,455		5,300	73,500	171	71,400	1,503,400
22	708,506		5,100	78,600	173	85,600	1,589,000
23	708,559		5,300	83,900	170	76,200	1,665,200
24	708,559		-	83,900	175	59,800	1,725,000
25	708,611		5,200	89,100	172	73,100	1,798,100
26	708,751		14,000	103,100	177	88,500	1,886,600
27	708,870		11,900	115,000	179	82,600	1,969,200
28	708,923		5,300	120,300	181	98,400	2,067,600
29	708,923		-	120,300	181	99,700	2,167,300
30	708,976		5,300	125,600	179	89,800	2,257,100
31	709,029		5,300	130,900	176	66,900	2,324,000
Avg.	###	5,691				74,968	
Min.		0	0			56,500	
Max.		0	14,000	130,900		99,700	2,324,000



Buckingham Park Water District  
3 2021 Water Plant Log revised 2.27.2020

Date	Gross Plant Production Flow					Sodium Hypo-chlorite & H <sub>2</sub> O Flow				(Meter Installed) Clarifier Knock Down & H <sub>2</sub> O Flow			(Metered) Hydrant Flushing H <sub>2</sub> O Flow			(Metered) Filter Surface Wash Flow			(Meter Installed) DB Spicket			Net Plant Production Flow			
	Read	Production Gallons	Million Gallons	Daily Calculated Flow Rate (gpm)	Production Gallons M-T-D	Read	Chem. Makeup Water Daily Flow	Chem. Makeup Water MTD Flow	Read	Clarifier Sprinkler Flow	Month to Date Clarifier	Average Daily Hydrant Flushing Flow	Month to Date Hydrant Flushing Flow	Daily Filter Surface Wash Flow	Month to Date Filter Surface Wash Flow	Read	DB Spicket Flow	Month to Date DB Spicket	Daily Flow Less Treatment Consumption	Million Gallons	MTD Flow Less Treatment Consumption				
	Last Day Last Mo																								
	4,566,074					24,560			291,401						56,767										
1	4,566,712	63,800	0.064	204.5	63,800	24,561	7	7	291,707	2,289	2,289	-	-	0	-	56,767	0	-	61,504	0.062	61,504				
2	4,567,419	70,700	0.071	203.2	134,500	24,563	15	22	292,007	2,244	4,533	-	-	390	390	56,767	0	-	68,051	0.068	129,555				
3	4,568,056	63,700	0.064	204.2	198,200	24,566	22	45	292,306	2,237	6,769	-	-	420	810	56,767	0	-	61,021	0.061	190,576				
4	4,568,623	56,700	0.057	196.9	254,900	24,569	22	67	292,610	2,274	9,043	-	-	390	1,200	56,767	0	-	54,014	0.054	244,589				
5	4,569,205	58,200	0.058	202.1	313,100	24,569	0	67	292,907	2,222	11,265	-	-	0	1,200	56,767	0	-	55,978	0.056	300,568				
6	4,569,825	62,000	0.062	198.7	375,100	24,570	7	75	293,205	2,229	13,494	-	-	420	1,620	56,767	0	-	59,343	0.059	359,911				
7	4,570,459	63,400	0.063	211.3	438,500	24,571	7	82	293,500	2,207	15,701	-	-	390	2,010	56,767	0	-	60,796	0.061	420,707				
8	4,571,130	67,100	0.067	196.2	505,600	24,571	0	82	293,791	2,177	17,877	150	150	420	2,430	56,767	0	-	64,354	0.064	485,061				
9	4,571,604	47,400	0.047	202.6	553,000	24,574	22	105	294,080	2,162	20,039	13,464	13,614	0	2,430	56,767	0	-	31,752	0.032	516,813				
10	4,572,342	73,800	0.074	201.6	626,800	24,574	0	105	294,329	1,863	21,901	-	13,614	390	2,820	56,785	135	135	71,413	0.071	588,226				
11	4,572,913	57,100	0.057	202.5	683,900	24,576	15	120	294,589	1,945	23,846	7,480	21,094	420	3,240	56,785	0	135	47,240	0.047	635,466				
12	4,573,540	62,700	0.063	204.9	746,600	24,576	0	120	294,852	1,967	25,813	-	21,094	0	3,240	56,785	0	135	60,733	0.061	696,199				
13	4,574,082	54,200	0.054	200.7	800,800	24,577	7	127	295,116	1,975	27,788	-	21,094	400	3,640	56,785	0	135	51,818	0.052	748,016				
14	4,574,710	62,800	0.063	205.2	863,600	24,578	7	135	295,368	1,885	29,673	-	21,094	430	4,070	56,785	0	135	60,478	0.060	808,494				
15	4,575,326	61,600	0.062	205.3	925,200	24,579	7	142	295,621	1,892	31,566	-	21,094	0	4,070	56,785	0	135	59,700	0.060	868,194				
16	4,575,849	52,300	0.052	193.7	977,500	24,581	15	157	295,889	2,005	33,570	-	21,094	380	4,450	56,785	0	135	49,900	0.050	918,094				
17	4,576,393	54,400	0.054	197.1	1,031,900	24,581	0	157	296,141	1,885	35,455	-	21,094	420	4,870	56,785	0	135	52,095	0.052	970,189				
18	4,576,849	45,600	0.046	211.1	1,077,500	24,583	15	172	296,400	1,937	37,393	-	21,094	0	4,870	56,785	0	135	43,648	0.044	1,013,837				
19	4,577,461	61,200	0.061	204.0	1,138,700	24,583	0	172	296,664	1,975	39,367	-	21,094	400	5,270	56,785	0	135	58,825	0.059	1,072,662				
20	4,577,951	49,000	0.049	204.2	1,187,700	24,583	0	172	296,920	1,915	41,282	-	21,094	0	5,270	56,785	0	135	47,085	0.047	1,119,748				
21	4,578,568	61,700	0.062	209.9	1,249,400	24,585	15	187	297,180	1,945	43,227	-	21,094	430	5,700	56,794	67	202	59,243	0.059	1,178,991				
22	4,579,246	67,800	0.068	198.2	1,317,200	24,586	7	194	297,428	1,855	45,082	-	21,094	390	6,090	56,794	0	202	65,547	0.066	1,244,538				
23	4,579,874	62,800	0.063	201.3	1,380,000	24,587	7	202	297,687	1,937	47,019	-	21,094	420	6,510	56,794	0	202	60,435	0.060	1,304,973				
24	4,580,389	51,500	0.052	204.4	1,431,500	24,588	7	209	297,933	1,840	48,859	-	21,094	0	6,510	56,794	0	202	49,652	0.050	1,354,626				
25	4,581,011	62,200	0.062	199.4	1,493,700	24,592	30	239	298,190	1,922	50,782	-	21,094	380	6,890	56,794	0	202	59,868	0.060	1,414,493				
26	4,581,675	66,400	0.066	201.2	1,560,100	24,593	7	247	298,446	1,915	52,697	-	21,094	420	7,310	56,794	0	202	64,058	0.064	1,478,551				
27	4,582,295	62,000	0.062	202.6	1,622,100	24,593	0	247	298,701	1,907	54,604	-	21,094	400	7,710	56,794	0	202	59,693	0.060	1,538,244				
28	4,583,087	79,200	0.079	209.5	1,701,300	24,607	105	352	298,950	1,863	56,467	-	21,094	420	8,130	56,794	0	202	76,813	0.077	1,615,056				
29	4,583,949	86,200	0.086	202.3	1,787,500	24,608	7	359	299,203	1,892	58,359	-	21,094	0	8,130	56,794	0	202	84,300	0.084	1,699,356				
30	4,584,688	73,900	0.074	201.9	1,861,400	24,610	15	374	299,460	1,922	60,281	-	21,094	390	8,520	56,794	0	202	71,573	0.072	1,770,929				
31	4,585,244	55,600	0.056	197.2	1,917,000	24,611	7	381	299,706	1,840	62,121	-	21,094	430	8,950	56,794	0	202	53,322	0.053	1,824,252				
Avg.		61,839	0.062	202.5			12		2,004			7,031		289			2		58,847						
Min.		45,600	0.046	193.7			0		1,840			150		0			0		31,752						
Max.		86,200	0.086	211.3	1,917,000		105	381	2,289	62,121	13,464	21,094	430	8,950	135	202	84,300	1,824,252							

Buckingham Park Water District  
3 2021 Water Plant Log revised 2.27.2020

Date	Zone 1 (High Service Pumps @ Treatment Plant)						Zone 2 (Located at Zone 1 Booster Pump Station)										Zone 3 (Located at Zone 1 Booster Pump Station)										PSI				
	Hours & Flow Rate						Hours					Flow					Hours					Flow									
	Pump 1 Read	Daily Hours	M-T-D Hours	Pump 2 Read	Daily Hours	M-T-D Hours	Daily Calculated Flow (gpm)	Pump 1 Read	Daily Hours	M-T-D Hours	Pump 2 Read	Daily Hours	M-T-D Hours	Fire Pump Read	Daily Hours	M-T-D Hours	Flow Meter Read	Daily Calculated Flow (gpm)	Daily Flow	M-T-D Flow	Pump 1 Read	Daily Hours	M-T-D Hours	Pump 2 Read	Daily Hours	M-T-D Hours		Flow Meter Read	Daily Calculated	Daily Flow	M-T-D Flow
Last Day	33,960			135,513				4,075.7			5,671.5			2,752.4			119,710				6,558.6			2,340.9			780,246				
1	33,990	3.0	3.0	135,535	2.2	2.2	204.5	4,075.7	-	-	5,672.4	0.9	0.9	2,752.4	-	-	119,793	153.7	8,300	8,300	6,558.8	0.2	0.2	2,341.1	0.2	0.2	780,278	133	3,200	3,200	62
2	34,013	2.3	5.3	135,570	3.5	5.7	203.2	4,075.7	-	0.0	5,672.4	-	0.9	2,752.4	-	0.0	119,793	-	-	8,300	6,558.9	0.1	0.3	2,341.2	0.1	0.3	780,303	208	2,500	5,700	60
3	34,044	3.1	8.4	135,591	2.1	7.8	204.2	4,076.5	0.8	0.8	5,672.4	-	0.9	2,752.4	-	0.0	119,878	177.1	8,500	16,800	6,559.1	0.2	0.5	2,341.4	0.2	0.5	780,334	129	3,100	8,800	65
4	34,068	2.4	10.8	135,615	2.4	10.2	196.9	4,076.5	-	0.8	5,672.4	-	0.9	2,752.4	-	0.0	119,878	-	-	16,800	6,559.3	0.2	0.7	2,341.6	0.2	0.7	780,365	129	3,100	11,900	80
5	34,087	1.9	12.7	135,644	2.9	13.1	202.1	4,076.5	-	0.8	5,673.2	0.8	1.7	2,752.4	-	0.0	119,961	172.9	8,300	25,100	6,559.4	0.1	0.8	2,341.8	0.2	0.9	780,397	178	3,200	15,100	78
6	34,109	2.2	14.9	135,674	3.0	16.1	198.7	4,076.6	0.1	0.9	5,673.2	-	1.7	2,752.4	-	0.0	119,971	166.7	1,000	26,100	6,559.6	0.2	1.0	2,341.9	0.1	1.0	780,427	167	3,000	18,100	74
7	34,135	2.6	17.5	135,698	2.4	18.5	211.3	4,077.3	0.7	1.6	5,673.2	-	1.7	2,752.4	-	0.0	120,049	185.7	7,800	33,900	6,559.8	0.2	1.2	2,342.1	0.2	1.2	780,452	104	2,500	20,600	76
8	34,170	3.5	21.0	135,720	2.2	20.7	196.2	4,077.3	-	1.6	5,674.1	0.9	2.6	2,752.4	-	0.0	120,131	151.9	8,200	42,100	6,559.9	0.1	1.3	2,342.3	0.2	1.4	780,484	178	3,200	23,800	70
9	34,191	2.1	23.1	135,738	1.8	22.5	202.6	4,077.3	-	1.6	5,674.1	-	2.6	2,752.4	-	0.0	120,131	-	-	42,100	6,560.1	0.2	1.5	2,342.4	0.1	1.5	780,506	122	2,200	26,000	66
10	34,220	2.9	26.0	135,770	3.2	25.7	201.6	4,078.2	0.9	2.5	5,674.1	-	2.6	2,752.4	-	0.0	120,220	164.8	8,900	51,000	6,560.2	0.1	1.6	2,342.5	0.1	1.6	780,528	183	2,200	28,200	61
11	34,246	2.6	28.6	135,791	2.1	27.8	202.5	4,078.2	-	2.5	5,674.1	-	2.6	2,752.4	-	0.0	120,220	-	-	51,000	6,560.4	0.2	1.8	2,342.7	0.2	1.8	780,557	121	2,900	31,100	72
12	34,275	2.9	31.5	135,813	2.2	30.0	204.9	4,078.2	-	2.5	5,674.9	0.8	3.4	2,752.4	-	0.0	120,304	175.0	8,400	59,400	6,560.5	0.1	1.9	2,342.8	0.1	1.9	780,583	217	2,600	33,700	66
13	34,298	2.3	33.8	135,835	2.2	32.2	200.7	4,079.0	0.8	3.3	5,674.9	-	3.4	2,752.4	-	0.0	120,390	179.2	8,600	68,000	6,560.7	0.2	2.1	2,343.0	0.2	2.1	780,609	108	2,600	36,300	75
14	34,320	2.2	36.0	135,864	2.9	35.1	205.2	4,079.0	-	3.3	5,674.9	-	3.4	2,752.4	-	0.0	120,390	-	-	68,000	6,560.8	0.1	2.2	2,343.1	0.1	2.2	780,631	183	2,200	38,500	77
15	34,341	2.1	38.1	135,893	2.9	38.0	205.3	4,079.0	-	3.3	5,675.7	0.8	4.2	2,752.4	-	0.0	120,472	170.8	8,200	76,200	6,560.9	0.1	2.3	2,343.3	0.2	2.4	780,655	133	2,400	40,900	64
16	34,365	2.4	40.5	135,914	2.1	40.1	193.7	4,079.0	-	3.3	5,675.7	-	4.2	2,752.4	-	0.0	120,472	-	-	76,200	6,561.1	0.2	2.5	2,343.3	0.0	2.4	780,672	142	1,700	42,600	65
17	34,385	2.0	42.5	135,940	2.6	42.7	197.1	4,079.8	0.8	4.1	5,675.7	-	4.2	2,752.4	-	0.0	120,556	175.0	8,400	84,600	6,561.2	0.1	2.6	2,343.5	0.2	2.6	780,694	122	2,200	44,800	68
18	34,401	1.6	44.1	135,960	2.0	44.7	211.1	4,079.8	-	4.1	5,675.7	-	4.2	2,752.4	-	0.0	120,556	-	-	84,600	6,561.3	0.1	2.7	2,343.6	0.1	2.7	780,714	167	2,000	46,800	64
19	34,428	2.7	46.8	135,983	2.3	47.0	204.0	4,079.8	-	4.1	5,676.6	0.9	5.1	2,752.4	-	0.0	120,639	153.7	8,300	92,900	6,561.4	0.1	2.8	2,343.7	0.1	2.8	780,734	167	2,000	48,800	73
20	34,449	2.1	48.9	136,002	1.9	48.9	204.2	4,079.8	-	4.1	5,676.6	-	5.1	2,752.4	-	0.0	120,639	-	-	92,900	6,561.5	0.1	2.9	2,343.8	0.1	2.9	780,752	150	1,800	50,600	65
21	34,476	2.7	51.6	136,024	2.2	51.1	209.9	4,080.7	0.9	5.0	5,676.6	-	5.1	2,752.4	-	0.0	120,723	155.6	8,400	101,300	6,561.6	0.1	3.0	2,343.9	0.1	3.0	780,772	167	2,000	52,600	75
22	34,500	2.4	54.0	136,057	3.3	54.4	198.2	4,080.7	-	5.0	5,677.4	0.8	5.9	2,752.4	-	0.0	120,806	172.9	8,300	109,600	6,561.7	0.1	3.1	2,344.0	0.1	3.1	780,794	183	2,200	54,800	63
23	34,529	2.9	56.9	136,080	2.3	56.7	201.3	4,080.7	-	5.0	5,677.4	-	5.9	2,752.4	-	0.0	120,806	-	-	109,600	6,561.9	0.2	3.3	2,344.1	0.1	3.2	780,811	94	1,700	56,500	60
24	34,544	1.5	58.4	136,107	2.7	59.4	204.4	4,080.9	0.2	5.2	5,677.7	0.3	6.2	2,752.7	0.3	0.3	120,884	162.5	7,800	117,400	6,562.0	0.1	3.4	2,344.3	0.2	3.4	780,837	144	2,600	59,100	69
25	34,575	3.1	61.5	136,128	2.1	61.5	199.4	4,080.9	-	5.2	5,678.6	0.9	7.1	2,752.7	-	0.3	120,972	163.0	8,800	126,200	6,562.1	0.1	3.5	2,344.4	0.1	3.5	780,857	167	2,000	61,100	65
26	34,599	2.4	63.9	136,159	3.1	64.6	201.2	4,081.7	0.8	6.0	5,678.6	-	7.1	2,752.7	-	0.3	121,056	175.0	8,400	134,600	6,562.3	0.2	3.7	2,344.5	0.1	3.6	780,881	133	2,400	63,500	78
27	34,627	2.8	66.7	136,182	2.3	66.9	202.6	4,081.7	-	6.0	5,678.6	-	7.1	2,752.7	-	0.3	121,056	-	-	134,600	6,562.4	0.1	3.8	2,344.7	0.2	3.8	780,902	117	2,100	65,600	80
28	34,658	3.1	69.8	136,214	3.2	70.1	209.5	4,082.6	0.9	6.9	5,679.4	0.8	7.9	2,752.7	-	0.3	121,226	166.7	17,000	151,600	6,562.5	0.1	3.9	2,344.8	0.1	3.9	780,933	258	3,100	68,700	75
29	34,699	4.1	73.9	136,244	3.0	73.1	202.3	4,082.6	-	6.9	5,680.3	0.9	8.8	2,752.7	-	0.3	121,310	155.6	8,400	160,000	6,562.8	0.3	4.2	2,345.1	0.3	4.2	780,977	122	4,400	73,100	62
30	34,723	2.4	76.3	136,281	3.7	76.8	201.9	4,083.4	0.8	7.7	5,680.3	-	8.8	2,752.7	-	0.3	121,395	177.1	8,500	168,500	6,562.9	0.1	4.3	2,345.2	0.1	4.3	780,999	183	2,200	75,300	61
31	34,748	2.5	78.8	136,303	2.2	79.0	197.2	4,083.4	-	7.7	5,680.9	0.6	9.4	2,752.7	-	0.3	121,460	180.6	6,500	175,000	6,563.1	0.2	4.5	2,345.4	0.2	4.5	781,030	129	3,100	78,400	62
Avg.		2.5			2.5		202.5	0.7			0.8			0.3			168.3	8.333			0.1			0.1		153	2.522			62	
Min		1.5			1.8		193.7	0.1			0.3			0.3			151.2	1.000			0.1			0.0		94	1.700			60	
Max		4.1	78.8		3.7	79.0	211.3	0.9	7.7		0.9	9.4		0.3	0.3		185.7	17.000	175.000		0.3	4.5		0.3	4.5	258	4.400	78.400		80	

Buckingham Park Water District  
 3 2021 Water Plant Log revised 2.27.2020

Bulk Inventory

Sodium Hypochlorite-Pre/Secondary Disinfection

Sodium Hypochlorite-Post/Primary Disinfection

Date	Bulk Inventory		Sodium Hypochlorite-Pre/Secondary Disinfection							Sodium Hypochlorite-Post/Primary Disinfection							Zone 1 3378 West-lake Ct. Res.		Zone 1 8405 Palace Dr. CL <sub>2</sub> Res.		Zone 2 200K Gal. Tank CL <sub>2</sub> Res.		Zone 3 100K Gal. Tank CL <sub>2</sub> Res.								
	Bulk CL (total gals on hand)	Daily Total Gals. Used	Total Gals Used MTD	Pre-Clarif. Res. a.m.	Pre-Disinfection Res. a.m.	Pre-Disinfection Res. p.m.	Total Gals Used Daily	Total Gals Used MTD	Pump Setting (speed & stroke)	Wkly Using Calibration Cylinder Calculate Chem. Flow Rate ml/min	gal. per hr.	Dosage mg/L	Pre CL17 Res. a.m.	Pre CL17 Res. p.m.	Post CL17 Res. a.m.	Post CL17 Res. p.m.	Daily Total Gals. Used	Total Gals Used MTD	Pump Setting (speed & stroke)	Wkly Using Calibration Cylinder Calculate Chem. Flow Rate ml/min	gal. per hr.	Dosage mg/L	Added Disinfectant (t=tab & g=gall) Y or N	Amount Added	Added Disinfectant (t=tab & g=gall) Y or N	Amount Added					
1		252.5	3.5	3.5	1.10	0.26	0.07	1.5	1.5	<del>10 40</del>	14.0	0.22	2.55	2.08	2.55	1.38	1.40	2.0	2.0	<del>2.75</del>	16.0	0.25	2.90	1.34	1.24	0.69		1.34			
2		249.8	2.7	6.2	1.66	0.34	0.09	1.2	2.7	<del>10 40</del>	14.0	0.22	2.46	2.96	2.69	1.36	1.35	1.5	1.5	<del>2.75</del>	16.0	0.25	2.79	1.34	1.35	0.64		1.29			
3		246.7	3.2	9.3	1.43	0.43	0.14	1.4	4.1	<del>10 40</del>	14.0	0.22	2.53	2.85	2.78	1.35	1.32	1.8	3.3	<del>2.75</del>	16.0	0.25	2.88	1.38	1.33	0.69		1.31			
4		243.7	3.0	12.4	1.46	0.39	0.08	1.4	5.5	<del>10 40</del>	14.0	0.22	2.48	2.86	2.56	1.34	1.33	1.6	4.9	<del>2.75</del>	16.0	0.25	2.81	1.36	1.34	0.65		1.27			
5		240.9	2.8	15.2	1.68	0.25	0.08	1.3	6.8	<del>10 40</del>	14.0	0.22	2.42	2.93	2.85	1.31	1.32	1.5	6.4	<del>2.75</del>	16.0	0.25	2.75	1.35	1.22	0.63		1.30			
6	236	237.8	3.1	18.3	1.69	0.34	0.09	1.4	8.2	<del>10 40</del>	15.0	0.23	2.63	3.19	3.25	1.30	1.30	1.7	8.1	<del>2.75</del>	16.0	0.25	2.86	1.31	1.30	0.62		1.31			
7		234.6	3.2	21.5	1.43	0.39	0.05	1.5	9.7	<del>10 40</del>	15.0	0.23	2.58	2.79	2.99	1.32	1.31	1.7	9.8	<del>3.0</del>	16.0	0.25	2.80	1.30	1.24	0.63		1.20			
8		231.6	3.0	24.5	1.48	0.44	0.07	1.4	11.1	<del>10 40</del>	15.0	0.23	2.58	2.85	2.94	1.36	1.37	1.6	11.4	<del>3.0</del>	16.0	0.25	2.80	1.38	1.25	0.62		1.26			
9		229.2	2.4	26.9	1.59	0.26	0.11	1.1	12.2	<del>10 40</del>	15.0	0.23	2.66	3.04	2.81	1.33	1.36	1.3	12.7	<del>3.0</del>	16.0	0.25	2.89	1.37	1.22	0.59		1.21			
10		225.6	3.6	30.5	1.54	0.34	0.12	1.7	13.9	<del>10 40</del>	15.0	0.23	2.63	2.81	2.83	1.38	1.38	1.9	14.6	<del>3.0</del>	16.0	0.25	2.85	1.33	1.14	0.63		1.23			
11		222.5	3.1	33.6	1.48	0.34	0.21	1.4	15.3	<del>10 40</del>	15.0	0.23	2.66	2.82	2.52	1.40	1.39	1.7	16.3	<del>3.0</del>	16.0	0.25	2.89	1.43	1.26	0.56		1.25			
12		219.6	2.9	36.5	1.69	0.33	0.06	1.3	16.6	<del>10 40</del>	15.0	0.23	2.56	2.95	2.67	1.38	1.38	1.6	17.9	<del>3.0</del>	16.0	0.25	2.78	1.52	1.34	0.61		1.36			
13	214	216.7	2.9	39.4	1.71	0.24	0.12	1.3	17.9	<del>10 40</del>	15.0	0.24	2.71	2.84	2.77	1.36	1.35	1.6	19.5	<del>3.0</del>	16.0	0.26	2.94	1.30	1.34	0.59		1.38			
14		213.3	3.4	42.8	1.62	0.37	0.28	1.6	19.5	<del>10 40</del>	15.0	0.24	2.71	2.77	2.88	1.36	1.36	1.8	21.3	<del>3.0</del>	16.0	0.26	2.93	1.34	1.29	0.58		1.30			
15		210.3	3.0	45.8	1.58	0.44	0.19	1.4	20.9	<del>10 40</del>	15.0	0.24	2.74	2.68	2.63	1.35	1.36	1.6	22.9	<del>3.0</del>	16.0	0.26	2.97	1.63	1.26	0.60		1.30			
16		207.7	2.6	48.4	1.61	0.39	0.07	1.2	22.1	<del>10 40</del>	15.0	0.24	2.83	2.65	2.77	1.34	1.32	1.4	24.3	<del>3.0</del>	16.0	0.26	3.06	1.43	1.19	0.57		1.24			
17		204.9	2.8	51.2	1.50	0.42	0.05	1.3	23.4	<del>10 40</del>	15.0	0.24	2.79	2.62	2.72	1.35	1.32	1.5	25.8	<del>3.0</del>	16.0	0.26	3.02	1.33	1.32	0.55		1.22			
18	194	202.7	2.2	53.4	1.42	0.30	0.12	1.0	24.4	<del>10 40</del>	15.0	0.24	2.73	3.02	2.63	1.29	1.30	1.2	27.0	<del>3.0</del>	16.0	0.26	2.95	1.41	1.17	0.64		1.19			
19	514	513.8	2.9	56.3	1.34	0.22	0.06	1.3	25.7	<del>10 40</del>	15.0	0.24	2.71	2.70	2.35	1.30	1.30	1.6	28.6	<del>3.0</del>	16.0	0.26	2.94	1.41	1.30	0.52		1.25			
20	512	511.6	2.2	58.5	1.37	0.25	0.06	1.0	26.7	<del>10 40</del>	14.0	0.22	2.53	2.82	2.63	1.27	1.31	1.2	29.8	<del>3.0</del>	15.0	0.23	2.65	1.41	1.30	0.54		1.19			
21		508.4	3.2	61.6	1.45	0.27	0.03	1.5	28.2	<del>10 40</del>	14.0	0.22	2.49	2.48	2.78	1.28	1.28	1.7	31.5	<del>3.0</del>	15.0	0.23	2.60	1.21	1.15	0.56		1.24			
22		505.3	3.1	64.8	1.42	0.56	0.09	1.5	29.7	<del>10 40</del>	14.0	0.22	2.54	2.81	2.29	1.31	1.32	1.6	33.1	<del>3.0</del>	15.0	0.23	2.65	1.34	1.22	0.51		1.21			
23		500.4	4.9	69.7	1.47	0.40	0.04	1.3	31.0	<del>10 40</del>	14.0	0.22	2.50	3.06	2.78	1.35	1.35	1.6	34.7	<del>3.0</del>	15.0	0.23	2.61	1.27	1.26	0.53	y	2	1.23		
24		498.2	2.2	71.9	1.71	0.36	0.12	1.0	32.0	<del>10 40</del>	14.0	0.22	2.50	2.92	2.75	1.32	1.37	1.2	35.9	<del>3.0</del>	15.0	0.23	2.61	1.27	1.34	1.62		1.24			
25		495.1	3.1	75.0	1.59	0.33	0.15	1.4	33.4	<del>10 40</del>	14.0	0.22	2.56	3.02	3.14	1.33	1.35	1.7	37.6	<del>3.0</del>	15.0	0.23	2.68	1.28	1.17	1.63		1.21			
26		491.7	3.4	78.4	1.50	0.41	0.06	1.6	35.0	<del>10 40</del>	14.0	0.22	2.42	2.89	2.58	1.37	1.36	1.8	39.4	<del>3.0</del>	15.0	0.23	2.53	1.36	1.34	1.61		1.37			
27	488	488.4	3.3	81.7	1.56	0.51	0.28	1.5	36.5	<del>10 40</del>	14.0	0.22	2.44	2.99	2.62	1.39	1.40	1.8	41.2	<del>3.0</del>	15.0	0.23	2.55	1.25	1.49	1.55		1.28			
28		484.2	4.2	85.9	1.31	0.42	0.09	2.0	38.5	<del>10 40</del>	14.0	0.22	2.35	2.67	2.87	1.38	1.39	2.2	43.4	<del>3.0</del>	15.0	0.23	2.46	1.34	1.37	1.48		1.25			
29		481.0	3.2	89.1	1.71	0.36	0.05	1.5	40.0	<del>10 40</del>	14.0	0.22	2.41	2.67	2.71	1.36	1.36	1.7	45.1	<del>3.0</del>	15.0	0.23	2.52	1.40	1.33	1.41		1.31			
30		477.8	3.2	92.3	1.33	0.43	0.08	1.4	41.4	<del>10 40</del>	14.0	0.22	2.42	2.70	2.51	1.36	1.33	1.8	46.9	<del>3.0</del>	15.0	0.23	2.53	1.35	1.33	1.39		1.29			
31	474	475.0	2.8	95.1	1.64	0.45	0.03	1.3	42.7	<del>10 40</del>	14.0	0.22	2.46	2.54	2.87	1.30	1.33	1.5	48.4	<del>3.0</del>	15.0	0.23	2.57	1.30	1.39	1.39		1.33			
Avg.		3.07			1.52	0.36	0.10	1.38		14.5	0.23	2.57	2.81	2.73	1.34	1.34	1.62		15.6	0.24	2.77	1.36	1.28	0.83	2.0	1.27		####			
Min.	474	2.20			1.10	0.22	0.03	1.00		14.0	0.22	2.35	2.08	2.29	1.27	1.28	1.20		15.0	0.23	2.46	1.21	1.14	0.51	2.00	1.19		0.00			
Max.		4.90	95.05		1.71	0.56	0.28	2.00	42.70	15.0	0.24	2.83	3.19	3.25	1.40	1.40	2.20	50.35	16.0	0.26	3.06	1.63	1.49	1.63	2.00	1.38		0.00			

Buckingham Park Water District  
3 2021 Water Plant Log revised 2.27.2020

Nethelometric Turbidity Units

CT Criteria

Coagulant Usage

Coagulant Aid Usage

Date	Raw NTU (Peak)		Settled NTU (Peak)		Combined Filter Effluent NTU (Peak)	Combined Filter Effluent NTU (Peak)	Recycle Basin Effluent NTU (Peak)	Post-Clearwell Water Temp. a.m.	Raw Water pH a.m.	Finished Water pH a.m.	Raw Water Manganese mg/L	Finished Water Manganese mg/L	Raw Water Ammonia mg/L	Clearwell Low Level 9:00 am-9:00 a.m.	9800 Coag. On Hand (gallons)				Daily Total Gals. Used	Total Gals. Used MTD	Pump Setting (speed & stroke)	Pump Flow Rate (Wily Using Calib. Cyl. Determine Chem. Flow Rate)		Dosage mg/L	9890 Coag. Aid On Hand (gallons)		Daily Total Gals. Used	Total Gals. Used MTD	Pump Setting (speed & stroke)	Pump Flow Rate (Wily Using Calib. Cyl. Determine Chem. Flow Rate)		gal. per hr.	mg/L
	a.m.	p.m.	a.m.	p.m.	a.m.	p.m.	p.m.	a.m.	a.m.	a.m.	a.m.	a.m.	229.0	775	774.9	1.92	1.9	30.80				ml/min	per hr.		46.0	46.0				ml/min	hr.		
1	7.60	9.80	0.37	0.29	0.03	0.02	0.73	10	8.6	7.9	0.05	0.03	0.02	33.0	775	774.9	1.92	1.9	30.80	17.0	0.27	32.53	-	-	-	-	-	-	-	-	-	-	
2	6.40	6.50	0.43	0.26	0.02	0.02	0.76	10	8.6	7.9				32.9		772.7	2.16	4.1	30.80	17.0	0.27	31.34	-	-	-	-	-	-	-	-	-	-	
3	5.90	6.50	0.57	0.23	0.02	0.02	0.64	10	8.6	8.0				33.6		770.7	2.00	6.1	30.80	17.0	0.27	32.31	-	-	-	-	-	-	-	-	-	-	
4	6.00	6.90	0.45	0.26	0.02	0.02	0.80	10	8.0	7.9				34.1		768.9	1.78	7.9	30.80	17.0	0.27	31.60	-	-	-	-	-	-	-	-	-	-	
5	6.70	5.80	0.39	0.25	0.03	0.03	0.90	10	8.5	7.9				33.7		767.1	1.81	9.7	30.80	17.0	0.27	30.94	-	-	-	-	-	-	-	-	-	-	
6	7.40	8.20	0.63	0.31	0.03	0.03	1.03	10	8.5	8.0				34.1	773.0	765.2	1.92	11.6	30.80	17.0	0.27	32.07	46.0	-	-	-	-	-	-	-	-	-	
7	7.20	8.60	0.77	0.28	0.03	0.03	0.81	10	8.3	8.0				33.3		763.2	1.97	13.6	30.80	17.0	0.27	31.44	-	-	-	-	-	-	-	-	-	-	
8	8.50	8.60	0.68	0.26	0.03	0.03	0.64	10	8.4	7.9				33.8		761.2	2.05	15.6	30.80	17.0	0.27	31.49	-	-	-	-	-	-	-	-	-	-	
9	7.30	6.60	0.26	0.27	0.03	0.03	0.64	9	8.3	8.0				34.0		759.6	1.62	17.2	30.80	17.0	0.27	32.45	-	-	-	-	-	-	-	-	-	-	
10	5.90	7.90	0.37	0.31	0.02	0.03	0.70	9	8.4	7.9				32.8		757.3	2.24	19.5	30.80	17.0	0.27	32.05	-	-	-	-	-	-	-	-	-	-	
11	4.40	6.40	0.41	0.23	0.02	0.02	0.56	9	8.4	7.9				34.2		755.4	1.92	21.4	30.80	17.0	0.27	32.49	-	-	-	-	-	-	-	-	-	-	
12	5.80	7.70	0.30	0.17	0.03	0.03	0.71	9	8.4	7.9				33.7		753.5	1.89	23.3	30.80	17.0	0.27	31.26	-	-	-	-	-	-	-	-	-	-	
13	6.00	8.00	0.31	0.25	0.03	0.02	0.71	10	8.3	8.0	0.07	0.03	0.02	33.4	759	751.8	1.73	25.0	30.80	17.0	0.27	31.73	46	-	-	-	-	-	-	-	-	-	
14	7.60	6.50	0.38	0.36	0.02	0.02	0.80	10	8.3	7.9				33.3		749.8	2.00	27.0	30.80	17.0	0.27	31.68	-	-	-	-	-	-	-	-	-	-	
15	7.60	9.30	0.68	0.18	0.02	0.02	0.79	9	8.3	7.9				33.8		748.1	1.73	28.7	30.80	17.0	0.27	32.09	-	-	-	-	-	-	-	-	-	-	
16	6.50	7.90	0.39	0.14	0.02	0.02	0.76	9	8.3	8.0				33.7		746.2	1.86	30.6	30.80	17.0	0.27	33.09	-	-	-	-	-	-	-	-	-	-	
17	5.80	5.90	0.37	0.19	0.02	0.02	0.85	9	8.4	7.9				33.8		744.5	1.73	32.3	30.80	17.0	0.27	32.65	-	-	-	-	-	-	-	-	-	-	
18	5.40	8.60	0.28	0.23	0.02	0.03	0.91	9	8.2	8.0				34.1		743.0	1.46	33.8	30.80	17.0	0.27	31.91	-	-	-	-	-	-	-	-	-	-	
19	5.30	7.30	0.19	0.18	0.02	0.02	0.88	9	8.2	7.9				33.2		741.1	1.94	35.7	30.80	17.0	0.27	31.71	-	-	-	-	-	-	-	-	-	-	
20	5.10	6.20	0.25	0.16	0.02	0.02	1.01	9	8.1	8.0	0.07	0.03	0.05	34.1	745	739.6	1.49	37.2	30.80	17.0	0.27	32.34	46	-	-	-	-	-	-	-	-	-	
21	6.80	8.60	0.31	0.13	0.02	0.02	0.87	10	8.3	8.0				34.1		737.7	1.86	39.1	30.80	17.0	0.27	31.78	-	-	-	-	-	-	-	-	-	-	
22	6.90	10.80	0.53	0.19	0.02	0.03	1.04	10	8.3	7.9				33.3		735.5	2.27	41.3	30.80	17.0	0.27	32.40	-	-	-	-	-	-	-	-	-	-	
23	6.20	6.90	0.26	0.14	0.02	0.02	1.14	10	8.4	7.9				33.7		733.5	2.00	43.3	30.80	17.0	0.27	31.87	-	-	-	-	-	-	-	-	-	-	
24	4.60	5.10	0.28	0.18	0.02	0.02	1.07	11	8.4	8.0				33.3		731.9	1.54	44.9	30.80	17.0	0.27	31.91	-	-	-	-	-	-	-	-	-	-	
25	4.80	4.40	0.34	0.24	0.20	0.20	0.97	11	8.4	7.8				34.1		730.0	1.97	46.8	30.80	17.0	0.27	32.68	-	-	-	-	-	-	-	-	-	-	
26	4.20	4.80	0.32	0.17	0.02	0.02	0.96	11	8.5	7.7				33.3		727.7	2.24	49.1	30.80	17.0	0.27	30.86	-	-	-	-	-	-	-	-	-	-	
27	3.10	3.20	0.42	0.27	0.02	0.02	0.91	11	8.5	7.7	0.05	0.03	0.01	33.2	731	725.6	2.11	51.2	30.80	17.0	0.27	31.11	46	-	-	-	-	-	-	-	-	-	
28	5.70	4.60	0.19	0.17	0.02	0.02	1.08	12	8.1	7.7				33.7		723.2	2.43	53.6	30.80	17.0	0.27	30.00	-	-	-	-	-	-	-	-	-	-	
29	4.90	5.80	0.23	0.11	0.03	0.02	1.20	13	8.4	7.7				33.2		720.7	2.48	56.1	30.80	17.0	0.27	30.78	-	-	-	-	-	-	-	-	-	-	
30	3.90	3.10	0.22	0.16	0.02	0.03	1.32	13	8.4	7.7				33.2		718.4	2.27	58.4	30.80	17.0	0.27	30.94	-	-	-	-	-	-	-	-	-	-	
31	4.00	4.70	0.22	0.13	0.02	0.03	1.20	14	8.4	7.75				33.5	723	716.7	1.73	60.1	30.80	17.0	0.27	31.37	46	-	-	-	-	-	-	-	-	-	
Avg.	5.92	6.81	0.38	0.21	0.03	0.03	0.88	10	8.4	7.9	0.1	0.0		33.6			1.94			17.0	0.27	31.77											
Min	3.10	3.10	0.19	0.11	0.02	0.02	0.56	9	8.0	7.7	0.1	0.0		32.8			1.46			17.0	0.27	30.00		0.00					0.0	0.00	0.00		
Max	8.50	10.80	0.77	0.36	0.20	0.20	1.32	14	8.6	8.0	0.1	0.0		34.2			2.48	60.10		17.0	0.27	33.09		0.00	0.00				0.0	0.00	0.00		

# Buckingham Park Water District

3 2021 Water Plant Log revised 2.27.2020

Date	1				2				3				4				5			
	Hyd. #	Begin Read	End Read	Flow (cf)	Hyd. #	Begin Read	End Read	Flow (cf)	Hyd. #	Begin Read	End Read	Flow (cf)	Hyd. #	Begin Read	End Read	Flow (cf)	Hyd. #	Begin Read	End Read	Flow (cf)
1				0				0				0				0				0
2				0				0				0				0				0
3				0				0				0				0				0
4				0				0				0				0				0
5				0				0				0				0				0
6				0				0				0				0				0
7				0				0				0				0				0
8	68	336590	336610	20				0				0				0				0
9	22	336610	337210	600	24	337210	337360	150	24	337360	338310	950	16	338310	338410	100				0
10				0				0				0				0				0
11	27	338410	338510	100	57	338510	339410	900				0				0				0
12				0				0				0				0				0
13				0				0				0				0				0
14				0				0				0				0				0
15				0				0				0				0				0
16				0				0				0				0				0
17				0				0				0				0				0
18				0				0				0				0				0
19				0				0				0				0				0
20				0				0				0				0				0
21				0				0				0				0				0
22				0				0				0				0				0
23				0				0				0				0				0
24				0				0				0				0				0
25				0				0				0				0				0
26				0				0				0				0				0
27				0				0				0				0				0
28				0				0				0				0				0
29				0				0				0				0				0
30				0				0				0				0				0
31				0				0				0				0				0
				720				1050				950				100				0

Buckingham Park Water District  
3 2021 Water Plant Log revised 2.27.2020

Date	11				12				13				14				15				Total Daily Hydrant Flow (gals)	Total MTD Hydrant Flow (gals)
	Hyd. #	Begin Read	End Read	Flow (cf)	Hyd. #	Begin Read	End Read	Flow (cf)	Hyd. #	Begin Read	End Read	Flow (cf)	Hyd. #	Begin Read	End Read	Flow (cf)	Hyd. #	Begin Read	End Read	Flow (cf)		
1				0				0				0				0				0	0	0
2				0				0				0				0				0	0	0
3				0				0				0				0				0	0	0
4				0				0				0				0				0	0	0
5				0				0				0				0				0	0	0
6				0				0				0				0				0	0	0
7				0				0				0				0				0	0	0
8				0				0				0				0				0	150	150
9				0				0				0				0				0	13,464	13,614
10				0				0				0				0				0	0	13,614
11				0				0				0				0				0	7,480	21,094
12				0				0				0				0				0	0	21,094
13				0				0				0				0				0	0	21,094
14				0				0				0				0				0	0	21,094
15				0				0				0				0				0	0	21,094
16				0				0				0				0				0	0	21,094
17				0				0				0				0				0	0	21,094
18				0				0				0				0				0	0	21,094
19				0				0				0				0				0	0	21,094
20				0				0				0				0				0	0	21,094
21				0				0				0				0				0	0	21,094
22				0				0				0				0				0	0	21,094
23				0				0				0				0				0	0	21,094
24				0				0				0				0				0	0	21,094
25				0				0				0				0				0	0	21,094
26				0				0				0				0				0	0	21,094
27				0				0				0				0				0	0	21,094
28				0				0				0				0				0	0	21,094
29				0				0				0				0				0	0	21,094
30				0				0				0				0				0	0	21,094
31				0				0				0				0				0	0	21,094
				0				0				0				0				0	0	21,094

**BUCKINGHAM PARK WATER DISTRICT**

Bacterial Testing Results

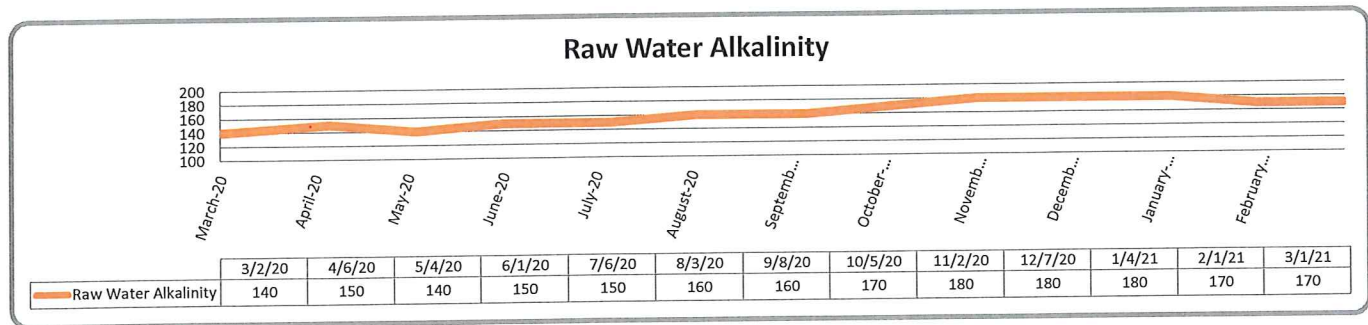
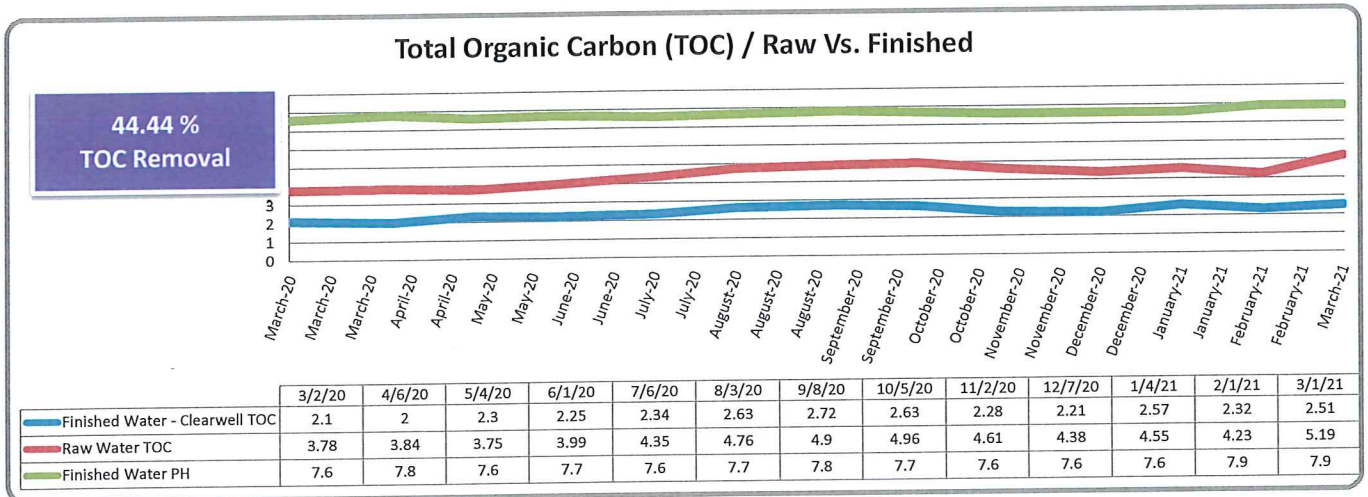
	10/19/20	11/2/20	11/16/20	11/30/20	12/14/20	12/28/20	1/11/21	1/25/21	2/8/21	2/11/21	2/12/21	2/22/21	3/8/21	3/22/21
<b>2570 Westlake Dr.</b>														
Total Coliforms	Absent			Absent			Absent					Absent		
E.Coli	Absent			Absent			Absent					Absent		
<b>2295 Westlake Drive</b>														
Total Coliforms			Absent			Absent			Absent					Absent
E.Coli			Absent			Absent			Absent					Absent
<b>3378 Westlake Court</b>														
Total Coliforms		Absent			Absent		Absent						Absent	
E.Coli		Absent			Absent		Absent						Absent	
<b>Raw Water Intake</b>														
Total Coliforms	>2419.6		547.5		185		44.8		73.3				39.3	
E.Coli	1		6.2		35.5		1		3.1				2	
MPN/ 100 mg/L														
ND=Non Detected														
<b>Special Testing Site</b>														
Total Coliforms														
E.Coli														
MPN/ 100MG/L														
										7845 Soda bay rd (Hydrant # 40)	7845 Soda bay rd (Hydrant #40)			
										Absent	Absent			
										Absent	Absent			

First test of two after shutting down main for repair      Second test of two after shutting down main for repair

LT2 sampling every 2 weeks beginning 10/2017

**BUCKINGHAM PARK WATER DISTRICT**  
Water Analysis Overview

BUCKINGHAM PARK WATER DISTRICT TOTAL ORGANIC CARBON (TOC) & ALKALINITY RESULTS	3/2/20	4/6/20	5/4/20	6/1/20	7/6/20	8/3/20	9/8/20	10/5/20	11/2/20	12/7/20	1/4/21	2/1/21	3/1/21
<b>Raw Water TOC</b> Total Organic Carbon (TOC) <i>(Detection Level Required: 0.30mg/L)</i>	3.78	3.84	3.75	3.99	4.35	4.76	4.9	4.96	4.61	4.38	4.55	4.23	5.19
<b>Raw Water Alkalinity</b>	140	150	140	150	150	160	160	170	180	180	180	170	170
<b>Finished Water PH</b>	7.6	7.8	7.6	7.7	7.6	7.7	7.8	7.7	7.6	7.6	7.6	7.9	7.9
<b>Finished Water - Clearwell TOC</b> Total Organic Carbon (TOC) <i>(Detection Level Required: 0.30mg/L)</i>	2.1	2	2.3	2.25	2.34	2.63	2.72	2.63	2.28	2.21	2.57	2.32	2.51
<b>% of TOC Removal</b>	44.44%	47.92%	38.67%	43.61%	46.21%	44.75%	44.49%	46.98%	50.54%	49.54%	43.52%	45.15%	51.64%







BUCKINGHAM PARK WATER DISTRICT  
 QUARTERLY MONITORING RESULTS  
 SECONDARY STANDARDS

PWS Name: **Buckingham Park Water District** PWS No. **1710011**

Year	Quarter	Sample Date	Color Results, Units	Odor Results, TON	Color RAA, Units	Odor RAA, TON
2017	Q2	6/26/2017	0	0		
2017	Q3	9/25/2017	0	3.8		
2017	Q4	12/18/2017	45	27		
2018	Q1	3/26/2018	0	14	11.25	11.2
2018	Q2	6/25/2018	18	14	15.75	14.7
2018	Q3	9/24/2018	0	6.3	15.75	15.325
2018	Q4	1/2/2019	0	0	4.5	8.575
2019	Q1	3/25/2019	0	0	4.5	5.075
2019	Q2	6/24/2019	0	120	0	31.575
2019	Q3	9/23/2019	0	14	0	33.5
2019	Q4	12/23/2019	0	6.3	0	35.075
2020	Q1	3/23/2020	7	1.4	1.75	35.425
2020	Q2	6/22/2020	0	20	1.75	10.425
2020	Q3	9/28/2020	0	10	1.75	9.425
2020	Q4	12/28/2020	0	32	1.75	15.85
2021	Q1	3/22/2021	0	10	0	18
2021	Q2				-	-
2021	Q3				-	-
2021	Q4				-	-

Maximum Contaminant Level: 15 units 3 TON



**Buckingham Park Water District**  
**2880 Eastlake Drive · Kelseyville, CA 95451**  
**Phone (707) 279-8568 · Fax (707) 279-2947**

April 2, 2021

Mr. Guy Schott  
Division of Drinking Water  
State Water Resources Control Board  
50 "D" Street  
Santa Rosa, CA 95404

RE: 1710011 / Submittal of Quarterly Secondary Standards Drinking Water Monitoring Results

Hello ,  
Enclosed you will find the Quarterly Secondary Drinking Water Monitoring sample results from samples taken March 22, 2021 for Odor (MCL: 3TON) and Color (MCL: 15 units). According to the enclosed reports the results for Odor was over the 3 TON MCL with a result of 10 TON and Color was under the 15 unit MCL with a result of <5.0 units. The next quarterly sample will be taken on Monday June 28<sup>th</sup> 2021. Should you have any questions please feel free to contact me at the number provided below. Thank you!

Sincerely,

Ahimsah Wonderwheel  
General Manager  
Buckingham Park Water District  
Office (707) 279-8568 / Cell (707) 900-8367

*Note:  
This quarterly monitoring is initiated for compliance with California Code of Regulation Title 22, Division 4, Environmental Health, Ch. 15 Domestic Water Quality and Monitoring Regulations, Article 16, Secondary Drinking Water Standards, Sec 64449 (a) and Sec 64449 (c) inclusive.*

January - December 2021

	Residential			Commercial			Landscape / Irrigation			Total Cf. Usage	Total Gal. Usage	Total Customer
	Cubic Ft	Gallons	# Cust. Billed	Cubic Ft	Gallons	# Cust. Billed	Cubic Ft	Gallons	# Cust. Billed			
January	260,586	1,949,183	448	2,103	15,730	6	0	0	0	262,689	1,964,914	454
February	166,952	1,248,801	450	1,969	14,728	6	0	0	0	168,921	1,263,529	456
March	243,044	1,817,969	450	3,173	23,734	6	0	0	0	246,217	1,841,703	456
April										0	0	0
May										0	0	0
June										0	0	0
July										0	0	0
August										0	0	0
September										0	0	0
October										0	0	0
November										0	0	0
December										0	0	0
2019 YTD Totals	670,582	5,015,953	Average 449	7,245	54,193	Average 6	0	0	Average 0	677,827	5,070,146	Average 455

	Tier 1 (cf)	Tier 2 (cf)	Tier 3 (cf)	Total (Cf.)
January	145,958	6,441	110,290	262,689
February	141,492	5,755	21,674	168,921
March	185,759	13,071	47,387	246,217
April				0
May				0
June				0
July				0
August				0
September				0
October				0
November				0
December				0
YTD Total	473,209	25,267	179,351	677,827
% of Total Usage	69.81%	3.73%	26.46%	100%

Top 10 Users	
Acct#	Cf
<b>HIGH USERS</b>	
7003	8436
7901	7618
4201	7014
9302	6448
7401	4915
6202	4751
9703	4296
8002	3878
6601	3516
6802	3500
54,372 cubic feet	
406,703 gallons	
22.08% of total usage	
<b>LEAKS</b>	
0 cubic feet	
0 gallons	
0.00% of total usage	
54,372 Total Top 10 CF	
406,703 Total Top 10 Gal	
22.08%	
Top 10 Total % of Usage	

Total Average (gal.) Usage Per Person Per Day:

	(Highest Months)		
	JUNE '19	AUGUST '20	2 yr. Ave.
Average person per connection:	3.3	3.3	3.3
Total Gallons:	5,133,818	5,557,230	5,345,524
Days in Month :	30	31	30.5
Active Connections:	457	457	457
Total Average Usage in Gallons Per Person/Day:	113	119	116

Current Water Storage Availability

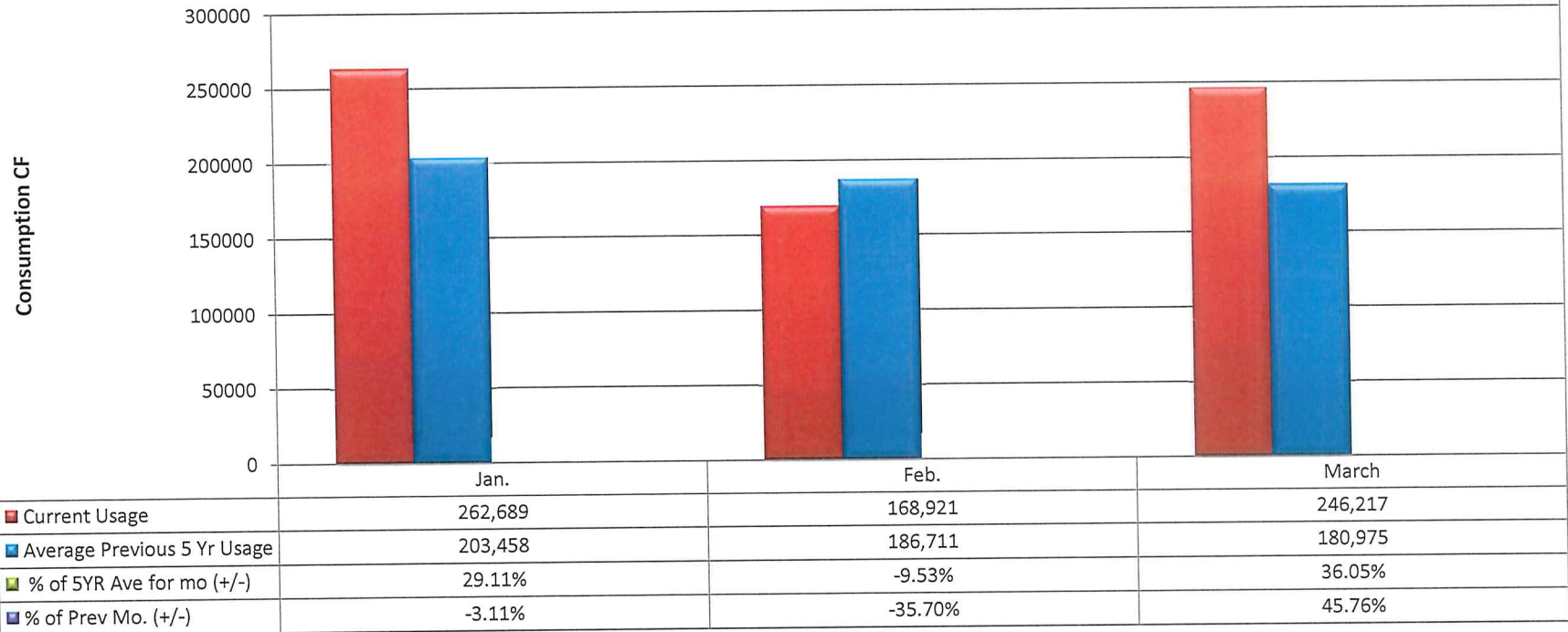
Plant Available storage	170,000 gal
Zone 1	100,000 gal
Zone 2	200,000 gal
Total Storage Avail.	470,000 gal

Avail. Storage / Month

	JUNE '19	AUGUST '20	Average
Total Average Usage per Day	171,127	179,265	175,196
Days of Avail. Storage	2.75	2.62	2.68

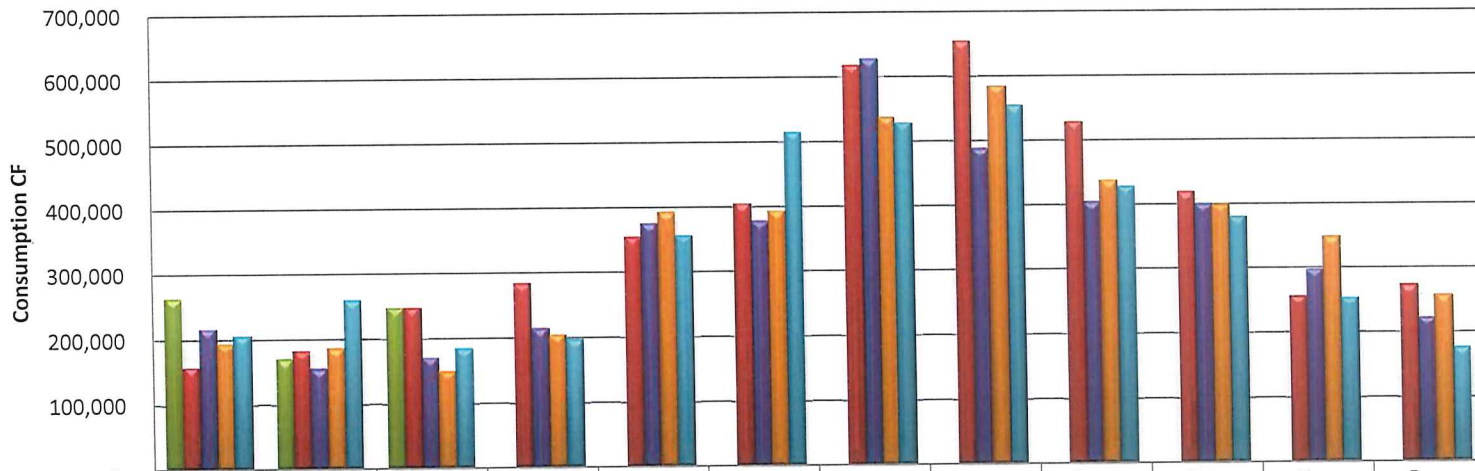
(Based on current usage)

### Current Usage Year To Date vs. 5 Year Average

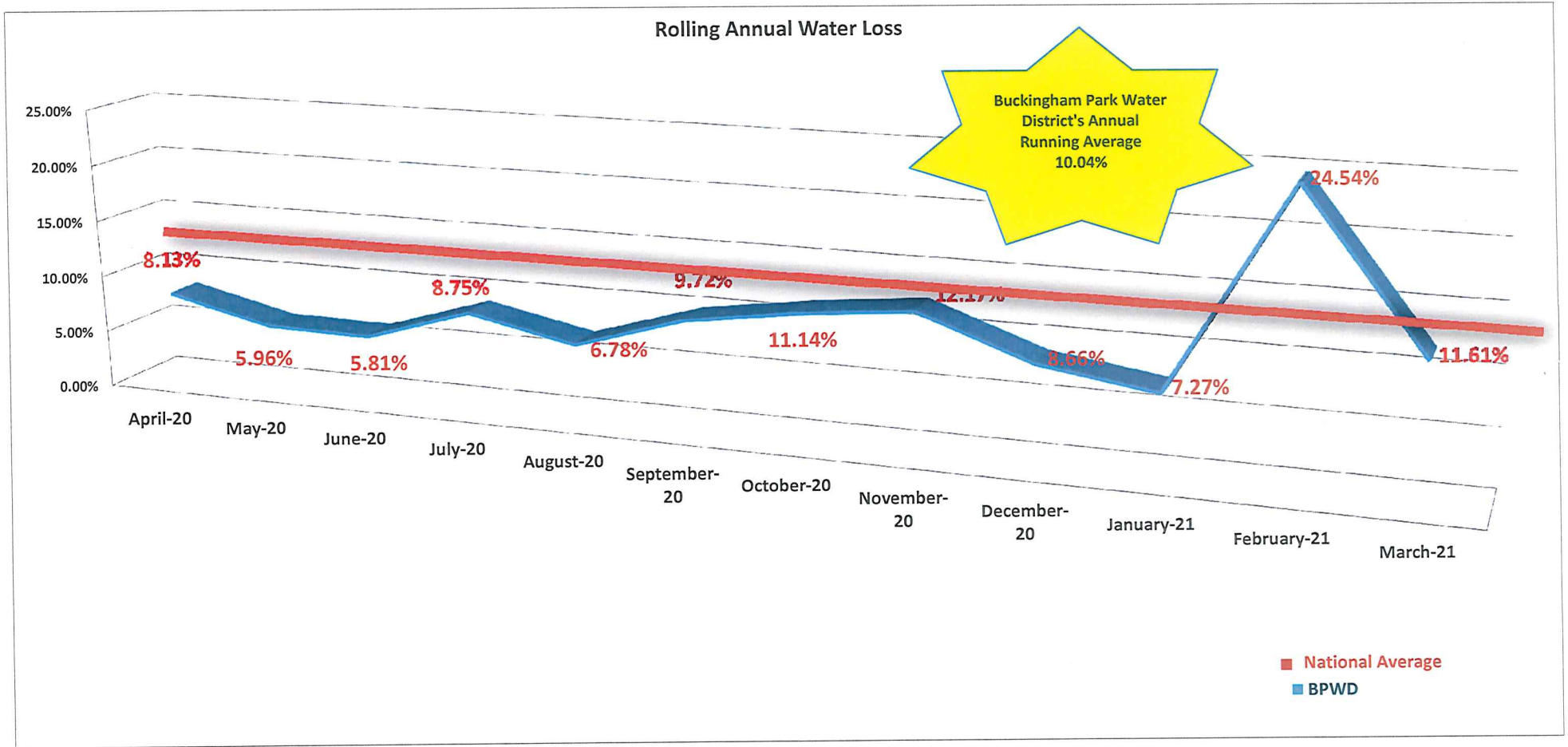


**Current YTD Usage:**  
**677,827 cf**  
**Vs.**  
**5yr. Rolling Average: 571,144 Increased By**  
**18.68 %**

### 5 Year Consumption History



	Jan.	Feb.	March	April	May	June	July	Aug.	Sept.	Oct.	Nov.	Dec.
■ 2021	262,689	168,921	246,217									
■ 2020	157,929	181,307	246,879	282,486	353,410	404,008	616,438	653,672	527,832	418,562	255,407	271,108
■ 2019	215,392	153,761	170,200	213,251	374,148	376,112	625,960	486,685	402,558	399,674	297,026	221,540
■ 2018	192,847	184,272	148,822	203,530	390,869	391,852	535,525	583,754	435,925	398,296	347,296	256,502
■ 2017	205,528	258,278	183,446	196,293	354,611	514,162	527,323	554,211	427,612	379,370	252,710	175,642



BUCKINGHAM PARK WATER DISTRICT  
UNACCOUNTABLE WATER LOSS

Known Distribution Leaks (Gal)	Production Meter / Gal. matched to meter read dates		Net Production (Gal.) (Prev+Current)	Distribution/Sold (Convert Cf to Gal)	Total Unaccountable Water Loss		
	Prev. MTD	Current MTD			Difference (Gal.)	% +/-	
	-	4/1/2020-4/30/2020 2,299,908	2,299,908	2,112,995	186,913	8.13%	
		5/1/2020-5/29/2020 2,811,125	2,811,125	2,643,507	167,618	5.96%	
	5/30/2020 - 5/31/2020 214,500	6/1/2020 - 6-25/2020 2,993,993	3,208,493	3,021,980	186,513	5.81%	
	6/26/20 - 6/30/20 729,294	7/1/20 - 7/29/20 4,323,622	5,052,916	4,610,956	441,960	8.75%	Leak surfaced at 3010 Hillside Ct. on 8/11/20 unknown loss at this time
150,120	7/30/20 - 7/31/20 338,583	8/1/20 - 8/28/20 5,067,401	5,405,984	4,889,467	366,397	6.78%	Leak surfaced at 3010 Hillside Ct. on 8/11/20. Leak fixed on 8/26/20 leaking approx. 6.95 Gal/min. = 10,008 Gal./Day
313,920	8/29/2020-8/31/20 489,829	9/1/20-9/30/20 4,230,980	4,720,809	3,948,183	458,706	9.72%	Two Service line leaks, 1995 Westlake Dr Aprox 8 gal. per min.-11,502 gal per day,2390 Eastlake Dr.11 gal per min-15,840 gal per day
		10/1/20-10/30/20 3,523,445	3,523,445	3,130,844	392,601	11.14%	leak found on Buckingham Dr. and southlake unknown estimate of loss at this time.
212,040	10/31/2020 - 10/31/2020 98,318	11/1/20 - 11/25/20 2,318,368	2,416,686	1,910,444	294,202	12.17%	Service line leak at 3196 Hillside Ct. leaking Aprox 7.75 gal/Min. - 11,160 Gal/day
8,640	11/25/20-11/30/20 360,503	12/1/2020 - 12/31/20 1,869,037	2,229,540	2,027,888	193,012	8.66%	Service line leak at 3306 Southlake Dr. Aprox. 2 gal/min- 2880 gal/day
		1/1/2020 - 1/28/2020 2,118,973	2,118,973	1,964,914	154,059	7.27%	
	1/29/21 - 1/31/21 161,630	2/1/21 - 2/24/21 1,512,831	1,674,461	1,263,529	410,932	24.54%	2/3/21 Main line leak at 2705 Westlake dr. un known quanty. Repaired 2-17-21
	2/25/2021 - 2/28/2021 259,287	3/1/2021 - 3/31/2021 1,824,252	2,083,539	1,841,703	241,836	11.61%	
<b>Average Annual Loss</b>					<b>10.04%</b>		



WORK ORDER #	DATE OPENED	RESPONDING STAFF	DATE CLOSED	COMMENTS
36	9/18/20	AM/WR	10/7/20	Service line leak at 2390 Eastlake Dr.
37	9/30/20	WR	10/15/20	Check Meters w/ O usage working properly
38	10/6/20	AM/WR		Service line leak at 2100 Eastlake Dr.
39	10/16/20	AM/WR	10/28/20	Service line leak at 2700 Buckingham Dr.
40	10/21/20	AM/WR	11/19/20	Service line leak at 3196 Hillside Ct.
41	12/24/20	AM/AW	12/23/20	Service line leak at 3306 Southlaker Dr.
42	2/3/21	AM/WR	2/17/21	Main line Leak at 2705 Westlake Dr. Bowl water after 4 customers
43	3/5/21	AM/WR		Hot patch sunk @ 2390 Eastlake Dr. Re Hot Patch
44				
45				
46				
47				
48				
49				
50				
51				
52				
53				
54				
55				
56				
57				
58				
59				
60				
61				
62				
63				
64				
65				
66				
67				
68				
69				
70				

**Buckingham Park Water District  
Internal Controls Verification Checklist  
Month Ending: March 2021**

Control Factors	Responsibility Designation			Report to Board of Directors Required (Y/N)
	O.M. (Office Mgr)	C.O. (Compliance Officer)	G.M. (General Mgr.)	
<b>Adjusting Journal Entries:</b>				
OM to provide supporting documentation & journal entry to CO	<input checked="" type="checkbox"/>	<input checked="" type="checkbox"/>		<input type="checkbox"/>
All journal entries have been entered, printed and include support documentation	<input checked="" type="checkbox"/>	<input checked="" type="checkbox"/>		<input type="checkbox"/>
Monthly verification Successful. General Manager Approval Received?		<input checked="" type="checkbox"/>	<input checked="" type="checkbox"/>	<input type="checkbox"/>
Monthly verification not successful? Report to the Board.		<input checked="" type="checkbox"/>	<input checked="" type="checkbox"/>	<input type="checkbox"/>
Quarterly Audit of journal entries		<input checked="" type="checkbox"/>		<input type="checkbox"/>
<b>Payroll:</b>				
Time card calculations and entries performed	<input checked="" type="checkbox"/>			<input type="checkbox"/>
Payroll is not submitted and approved by the same individual writing the check			<input checked="" type="checkbox"/>	<input type="checkbox"/>
Provide General Manager w/ payroll checks, ACH direct deposit report & related timecards	<input checked="" type="checkbox"/>			<input type="checkbox"/>
Verification Successful? General Manager Approval received-Initial timecard and check stub.			<input checked="" type="checkbox"/>	<input type="checkbox"/>
Paychecks signed by Director if approved by General Manager	<input checked="" type="checkbox"/>			<input type="checkbox"/>
Provide paycheck and/or stub to employee in sealed envelope no later than 3pm on payday.	<input checked="" type="checkbox"/>			<input type="checkbox"/>
<b>Payroll Tax Payments and Reports:</b>				
EDD Tax payments made bi-weekly	<input checked="" type="checkbox"/>			<input type="checkbox"/>
941 Tax payments made bi-weekly	<input checked="" type="checkbox"/>			<input type="checkbox"/>
Monthly verification of payroll tax payments.		<input checked="" type="checkbox"/>		<input type="checkbox"/>
Late tax payments or penalties reported to Board of Directors w/ explanation & remedy.		<input checked="" type="checkbox"/>	<input checked="" type="checkbox"/>	<input type="checkbox"/>
Payroll tax reports prepared and submitted quarterly.		<input checked="" type="checkbox"/>		<input type="checkbox"/>
<b>Accounts Receivable:</b>				
Receive, verify and apply all customer payments upon receipt	<input checked="" type="checkbox"/>			<input type="checkbox"/>
Verify payments received balance to bank deposit being made.	<input checked="" type="checkbox"/>			<input type="checkbox"/>
Check deposits are made at a minimum of once per week	<input checked="" type="checkbox"/>			<input type="checkbox"/>
Cash payments: verified in front of customer, entered into billing program	<input checked="" type="checkbox"/>			<input type="checkbox"/>
Cash deposit: individual deposit @ each customer payment, note acct# & name on carbon	<input checked="" type="checkbox"/>			<input type="checkbox"/>
Cash deposit double verified by GM w/ initials and placed in lock box	<input checked="" type="checkbox"/>		<input checked="" type="checkbox"/>	<input type="checkbox"/>
Cash deposits taken to bank weekly, monthly at latest			<input checked="" type="checkbox"/>	<input type="checkbox"/>
Verification of cash payments: receipt log book, bank deposit and billing program. Initial log book.		<input checked="" type="checkbox"/>	<input checked="" type="checkbox"/>	<input type="checkbox"/>
Unsuccessful verification is reported to Board of Directors w/ explanation & remedy.		<input checked="" type="checkbox"/>	<input checked="" type="checkbox"/>	<input type="checkbox"/>

**Buckingham Park Water District  
Internal Controls Verification Checklist  
Month Ending: March 2021**

Control Factors	Responsibility Designation			Report to Board of Directors Required (Y/N)
	O.M. (Office Mgr)	C.O. (Compliance Officer)	G.M. (General Mgr.)	
<b>Reconciliations:</b>				
Accounts Receivable:				
Provide CO w/ Payment Detail report from CORE billing program	X			N
Provide CO w/ Utility Billing Receivable Quick Report from Quickbooks	X			N
Reconcile Payment Detail Report to Utility Billing Receivable Report & bank		X		N
Report Accounts Receivable discrepancies to the General Manager		X		N
Reconcile Customer Cash Payment Receivable Log with Cash Receipt Book and bank		X		N
Correct AR discrepancies and resubmit to the CO	X			N
Unsuccessful verification is reported to Board of Directors w/ explanation & remedy.			X	N
Bank Account:				
Ensure all monthly entries are entered into the accounting system	X			N
Forward bank statements to the CO by the 10th of the month	X			N
Reconcile bank accounts (checking, line of credit and investment accounts)		X		N
Report discrepancies to the General Manager		X		N
Unsuccessful verification is reported to Board of Directors w/ explanation & remedy.			X	N
<b>Petty Cash:</b>				
Petty Cash:				
Petty Cash balance does not exceed \$200	X			N
Petty Cash is secure, locked and accounted for	X			N
Maintain a log of all petty cash transactions and attach all related receipts	X			N
Petty cash entries shall be entered into the accounting program	X			N
Provide the CO with the month's petty cash log and receipts	X			N
Double verification of petty cash. Count petty cash.	X		X	N
Reconcile petty cash account		X		N
Report petty cash discrepancies to the General Manager		X		N
Unsuccessful verification is reported to Board of Directors w/ explanation & remedy.			X	N
<b>Online Bank Transactions:</b>				
All online banking transactions are to be reviewed for approval by the General Manager			X	N
If approved by the General Manager the Office Manager shall complete the transaction .	X			N
Online banking transactions are entered into the accounting program.	X			N

**BUCKINGHAM PARK WATER DISTRICT**

Financial Compliance &amp; Reconciliation

Reconciliation Complete as of: April 21, 2021



Certification: I hereby certify that the financial transactions and source documents for the reporting month have been reviewed and verified as correct to the best of my knowledge.

- Revenue / QB Journal Entry Verification
- Core Payment Detail Report for Month
- Quickbooks Utility Billing Receivable Report for Month
- Umpqua Bank - Checking #1586
- Umpqua Bank - Checking #6156
- Petty Cash Log w/ double custody balance verification as of month end w/ Receipts
- Laif Investment Statement
- Cash Payment Log w/ Cash Receipt Book Copies  
and that the cash is deposited to Umpqua Bank.
- Credit Card Payment Log w/ Receipts
- 69811925 - Cal PIT & SDI Payment Verification
- 77653459 - Voluntary SDI Plan Payment Verification
- EDD Voluntary SDI Quarterly Report Forms DE9 & DE9C
- EDD PIT,SDI Quarterly Report Forms DE9 & DE9C
- IRS Form 941 (transmit via QB transmit)

**BUCKINGHAM PARK WATER DISTRICT**  
 INTERNAL CONTROLS  
 COMPLIANCE REVIEW: ACCOUNTS RECEIVABLE

MARCH 2021

Core AR Payment Detail	Quickbooks AR #200-30 Utility Billing Receivable	
\$ 769.40	\$ 100.00	
\$ 4,023.36	\$ 4,992.76	
\$ 225.00	\$ 1,003.29	
\$ 778.29	\$ 5,929.70	
\$ 5,929.70	\$ 955.92	
\$ 100.00	\$ 2,057.74	
\$ 200.00	\$ 99.49	
\$ 107.46	\$ 5,134.92	
\$ 848.46	\$ 2,475.15	
\$ 2,057.74	\$ 1,167.07	
\$ 99.49	\$ 1,166.25	
\$ 178.96	\$ 598.34	
\$ 4,955.96	\$ 1,792.00	
\$ 2,475.15	\$ 1,167.62	
\$ 1,167.07	\$ 1,274.88	
\$ 1,166.25	\$ 15,858.32	
\$ 598.34	\$ 1,174.37	
\$ 1,792.00	\$ 1,814.59	
\$ 1,167.62	\$ 3,823.75	
\$ 1,274.88	\$ 1,979.84	
\$ 15,858.32	\$ 1,205.01	
\$ 223.16	\$ 453.55	
\$ 951.21	\$ -	
\$ 1,614.59		
\$ 99.43		
\$ 3,724.32		
\$ 1,979.84		
\$ 97.26		
\$ 136.32		
\$ 116.92		
\$ 854.51		
\$ 200.00		
\$ 453.55		
\$ -		
<u>56,224.56</u>	<u>56,224.56</u> <u>0.00</u>	
	Total Entered      Entries from	
		prior period
		or
		to be re-coded
<u>56,224.56</u>		
56,224.56		

VARIANCES:

Cash Receipts NOT Deposited to Bank in Reporting Month: 0  
 Cash Receipts NOT Entered to CORE in Reporting Month: 0  
 Cash Receipts NOT Entered @ QB in Reporting Month: 0  
 Notes to Variances: none

*Nakia Swakott*      4/21/2021  
 \_\_\_\_\_  
 Date

BUCKINGHAM PARK WATER DISTRICT  
INTERNAL CONTROLS  
COMPLIANCE REVIEW: REVENUE JOURNAL ENTRY

**MARCH 2021**

Acct #	Item	CORE Rept.	Quickbooks JE Entered	Differences / Adjustments
41110	Residential Water Use	10566.39	0	
	Correct Applied Payments	112.3	0	
	Previous Balance (usage adj)	0		
	Write Off	0		
	Misc Adj. to balance	-281.07	0	
	Property Tax Roll	0	0	
		<b>10397.62</b>	<b>10397.62</b>	0
41120	Commercial Water Use	85.61	85.61	0
42130	Standby	0	0	0
42151	Res. Base Rate	32287.5	32287.5	0
42152	Comm. Base Rate	287	287	0
42154	App for New Connection	0	0	0
49810	Carrying Charge	330	330	0
49810	48HR Door Notices	0	0	0
498103	10 Day Shut Of Notice	0	0	0
498.15	Resumption of Svc Fee	0	0	0
49820	Application Processing Fee	450	450	0
49825	Lien Filing Fee	600	600	0
49830	Retd. Ck Fee	0	0	0
49835	Certified Mail Fee	0	0	0
49840	Emergency Reserve	0	0	0
498.45	CIP Reserve	10442	10442	0
498105	Standby Penalty	0	0	0
	<b>Total Revenue for Journal Entry</b>	<b>54879.73</b>	<b>54879.73</b>	0

10:29 AM

**Buckingham Park Water District**  
**Account QuickReport**  
 As of April 1, 2021

04/01/21

Accrual Basis

Type	Date	Num	Name	Memo	Amount
<b>200 · Accounts Receivable</b>					
<b>200-30 · Utility Billing Receivable</b>					
Deposit	03/03/2021	Multiple	Water Sales	Lot Date 3/2/21 & 3/3/21	-769.40
Deposit	03/03/2021	Multiple	Water Sales	8330 Orchard 1/2 paym...	-4,023.36
Deposit	03/05/2021	74449...	Water Sales	3/5/21	-225.00
Deposit	03/05/2021	Multiple	Water Sales	Lot Date 03/05/21	-778.29
Deposit	03/08/2021	Multiple	Water Sales	Lot Date 03/08/21	-5,929.70
Deposit	03/08/2021	2746	Water Sales	Cash Lot Date 3/2/21	-100.00
Deposit	03/08/2021	2747	Water Sales	Cash Lot Date 03/03/21	-200.00
Deposit	03/09/2021	74533...	Water Sales	CC Lot Date 03/08/21	-107.46
Deposit	03/09/2021	Multiple	Water Sales	Lot Date 03/09/21	-848.46
Deposit	03/10/2021	Multiple	Water Sales	Lot Date 03/10/21	-2,057.74
Deposit	03/11/2021	74624...	Water Sales	CC Lot Date 03/10/21	-99.49
Deposit	03/12/2021	74744...	Water Sales	CC Lot Date 03/12/21	-178.96
Deposit	03/12/2021	Multiple	Water Sales	Lot Date 03/12/21	-4,955.96
Deposit	03/15/2021	Multiple	Water Sales	Lot Date 03/15/21	-2,475.15
Deposit	03/16/2021	Multiple	Water Sales	Lot Date 03/16/21	-1,167.07
Deposit	03/17/2021	Multiple	Water Sales	Lot Date 03/17/21	-1,166.25
Deposit	03/18/2021	Multiple	Water Sales	Lot Date 03/18/21	-598.34
Deposit	03/19/2021	Multiple	Water Sales	Lot Date 03/19/21	-1,792.00
Deposit	03/22/2021	Multiple	Water Sales	Lot Date 03/22/21	-1,167.62
Deposit	03/23/2021	Multiple	Water Sales	Lot Date 03/23/21	-1,274.88
Deposit	03/25/2021		Water Sales	APS Lot Date 03/25/21	-15,858.32
Deposit	03/25/2021	75317...	Water Sales	CC Lot Date 03/25/21	-223.16
Deposit	03/25/2021	Multiple	Water Sales	Lot Date 03/25/21	-951.21
Deposit	03/26/2021	Multiple	Water Sales	Lot Date 03/26/21	-1,614.59
Deposit	03/29/2021	75377...	Water Sales	CC Lot Date 03/26/21	-99.43
Deposit	03/29/2021	Multiple	Water Sales	Lot Date 03/29/21	-3,724.32
Deposit	03/30/2021	Multiple	Water Sales	Lot Date 03/30/21	-1,979.84
Deposit	03/31/2021	75482...	Water Sales	CC Lot Date 03/31/21	-97.26
Deposit	03/31/2021	75540...	Water Sales	CC Lot Date 03/31/21	-136.32
Deposit	03/31/2021	75555...	Water Sales	CC Lot Date 03/31/21	-116.92
Deposit	03/31/2021	Multiple	Water Sales	Lot Date 03/31/21	-854.51
Deposit	03/31/2021	2748	Water Sales	Cash Lot Date 03/26/21	-200.00
Deposit	04/01/2021	Multiple	Water Sales	Lot Date 04/01/21 AM	-453.55
Total 200-30 · Utility Billing Receivable					-56,224.56
Total 200 · Accounts Receivable					-56,224.56
<b>TOTAL</b>					<b>-56,224.56</b>

Handwritten annotations in blue and red ink:

- 1,003.29 (blue)
- 4,992.76 (blue)
- 955.92 (red)
- 5,134.92 (red)
- 1,174.37 (red)
- 3,823.75 (red)
- 1,814.59 (blue)
- 1,205.01 (blue)

**BUCKINGHAM PARK WATER DISTRICT**

INTERNAL CONTROLS  
 COMPLIANCE REVIEW: PAYROLL TAX  
 VOLUNTARY SDI

**2021 VOLUNTARY SDI**

EDD Account #776-5345-9 - Voluntary SDI (Rate 1%)

Quarter #1	Payments							
PR Ending:	1/8/21	1/22/21	2/5/21	2/19/21	2/27/21	3/13/21	3/13/21	
Date Pd:	1/8/21	1/22/21	2/5/21	2/19/21	3/5/21	3/19/21	3/19/21	Total Paid
Amount Paid:	96.60	139.47	118.88	115.58	122.15	118.18	116.54	827.40

Quarter #2	Payments						
PR Ending:	4/16/21						
Date Pd:	4/16/21						Total Paid
Amount Paid:	113.50						113.50

Quarter #3	Payments						
PR Ending:							
Date Pd:							Total Paid
Amount Paid:							0.00

Quarter #4	Payments						
PR Ending:							
Date Pd:							Total Due
Amount Paid:							0.00

Due:  
Paid:

2020 TOTAL  
940.90

VARIANCES:

NOTES TO VARIANCES:

*Aakia Sockett* 4/21/2021

Verifying Signature

Date





Confirmation No.: 0-505-518-752  
 Date Requested: April 21, 2021  
 Account Number: 698-1192-5

BUCKINGHAM PARK WATER DISTRICT

Page: 1

**Quarterly Contribution Return and Report of Wages (DE 9)**

Quarter Ended: March 31, 2021

A. No Wages Paid This Quarter	[ ]		
B. Out of Business/No Employees	[ ]		
C. Total Subject Wages Paid This Quarter			\$71,262.48
D. Unemployment Insurance (UI)		(Total employee wages up to 7,000.00 per employee per calendar year)	
UI Rate %		UI Taxable Wages	
6.20	x	\$28,940.00	= \$1,794.28
E. Employment Training Tax (ETT)			
ETT Rate %		ETT Taxable Wages	
0.00	x	\$28,940.00	= \$0.00
F. State Disability Insurance		(Total employee wages up to 128,298.00 per employee per calendar year)	
SDI Rate %		SDI Taxable Wages	
0.00	x	\$0.00	= \$0.00
G. California Personal Income Tax (PIT) Withheld			\$3,090.45
H. Subtotal			\$4,884.73
I. Less: (Contributions and Withholdings Paid for the Year)			\$4,884.73
(DO NOT Include Penalty and Interest Payments)			
J. Total Taxes Due or Overpaid	(Item H minus Item I)		\$0.00



Date Requested: April 21, 2021  
Account Number: 698-1192-5

BUCKINGHAM PARK WATER DISTRICT

**Quarterly Contribution Return and Report of Wages (Continuation) (DE 9C)**

Quarter Ended: March 31, 2021

A. Employees full-time and part-time who worked during or received pay subject to UI for the payroll period which includes the 12th of the month.

B. Reporting Voluntary DI wages

C. No Payroll

D. Out of Business

1st Month                  2nd Month                  3rd Month  
5                                  5                                  5

E. SSN	F. First Name	MI	Last Name	G. Total Subject Wages	H. Total PIT Wages	I. Total PIT Withheld	Wage Code
559-45-4295	AHIMSAH	O	WONDERWHEEL	19,458.00	18,874.84	917.08	A
554-11-3211	ALAN		MITCHELL	24,963.20	24,107.76	1,452.41	A
550-45-4458	NAKIA	D	FOSKETT	940.00	940.00	0.00	A
570-98-8222	WILLIAM	A	RAE	13,766.07	12,940.11	388.38	A
565-59-6495	LORI	A	GONZALEZ	12,134.61	12,134.61	332.58	A

**M. Grand Total Subject Wages**

71,261.88

**N. Grand Total PIT Wages**

68,997.32

**O. Grand Total PIT Withheld**

3,090.45



Confirmation No.: 1-942-551-200  
 Date Requested: April 21, 2021  
 Account Number: 776-5345-9

BUCKINGHAM PARK WATER DISTRICT

Page: 1

**Quarterly Contribution Return and Report of Wages (DE 9)**

Quarter Ended: March 31, 2021

A. No Wages Paid This Quarter	[ ]	
B. Out of Business/No Employees	[ ]	
C. Total Subject Wages Paid This Quarter		\$71,261.88
D. Unemployment Insurance (UI)	(Total employee wages up to 7,000.00 per employee per calendar year)	
UI Rate %	UI Taxable Wages	
0.00	x \$0.00	= \$0.00
E. Employment Training Tax (ETT)		
ETT Rate %	ETT Taxable Wages	
0.00	x \$0.00	= \$0.00
F. State Disability Insurance	(Total employee wages up to 128,298.00 per employee per calendar year)	
SDI Rate %	SDI Taxable Wages	
1.20	x \$68,997.32	= \$827.97
G. California Personal Income Tax (PIT) Withheld		\$0.00
H. Subtotal		\$827.97
I. Less: (Contributions and Withholdings Paid for the Year)		\$827.40
(DO NOT Include Penalty and Interest Payments)		
J. Total Taxes Due or Overpaid (Item H minus Item I)		\$0.57



Date Requested: April 21, 2021  
 Account Number: 776-5345-9

BUCKINGHAM PARK WATER DISTRICT

**Quarterly Contribution Return and Report of Wages (Continuation) (DE 9C)**

Quarter Ended: March 31, 2021

A. Employees full-time and part-time who worked during or received pay subject to UI for the payroll period which includes the 12th of the month.

- B. Reporting Voluntary DI wages  
 C. No Payroll  
 D. Out of Business

1st Month      2nd Month      3rd Month  
 5                      5                      5

E. SSN	F. First Name	MI	Last Name	G. Total Subject Wages	H. Total PIT Wages	I. Total PIT Withheld	Wage Code
550-45-4458	NAKIA	D	FOSKETT	940.00	0.00	0.00	J
554-11-3211	ALAN		MITCHELL	24,963.20	0.00	0.00	J
559-45-4295	AHIMSAH	O	WONDERWHEEL	19,458.00	0.00	0.00	J
570-98-8222	WILLIAM	A	RAE	13,766.07	0.00	0.00	J
565-59-6495	LORI	A	GONZALEZ	12,134.61	0.00	0.00	J

**M. Grand Total Subject Wages**

71,261.88

**N. Grand Total PIT Wages**

0.00

**O. Grand Total PIT Withheld**

0.00

Buckingham Park Water District (Accountant's Changes Pending) - QuickBooks Premier Edition 2020 - [Liability Cheq

File Edit View Lists Favorites Company Customers Vendors Employees Banking Reports Window Help Special Offers

Home My Company Income Tracker Bill Tracker Calendar Snapshots Customers Vendors Employees Bank Feeds QuickBooks 2021 Docs Reports Order Che

Main Reports

Find New Save Delete Memorize Create a Copy Print Print Later Attach File Select PO Enter Time Clear Splits Recalculate Reorder Reminder Order Checks

BANK ACCOUNT 115 - Umpqua Bank- 1586 ENDING BALANCE 103,177.24

NO. ach  
DATE 04/21/2021  
PAY TO THE ORDER OF United States Treasury \$ 2,681.94

Two thousand six hundred eighty-one and 94/100 \*\*\*\*\* DOLLARS

ADDRESS United States Treasury

PERIOD 01/01/2021 - 03/31/2021

MEMO 94-2518883

Expenses	\$0.00	Payroll Liabilities	\$2,681.94
PAYROLL ITEM	AMOUNT	MEMO	
Federal Withholding	1,133.00		
Medicare Company %	146.80		
Medicare Employee %	146.80		
Social Security Company	627.67		
Social Security Employee	627.67		

There is an underpayment for federal taxes in quarter 1 because it was posted to quarter 2 when paying online. Quickbooks looks at the payroll ending date when gathering liabilities for that time frame. We have gone over this before and while I understand the rationale of putting the pay date as the thru date it does not balance correctly. Please make a note to change this moving forward and it is very important that you update the Office Managers Operations Binder with the same information. Quickbooks assumes you have an underpayment because you have the pay date – which is the next quarter as the through date. I hope that makes sense. If not please call me. I have paid the taxes for the correct quarter since the previous payment was applied to Q2 so that you are not penalized.

Buckingham Park Water District (Accountants Changes Pending) - QuickBooks Premier Edition 2020 - [Liability Check - Umpqua Bank- 1588]

File Edit View Lists Favorites Company Customers Vendors Employees Banking Reports Window Help Special Offers

Home My Company Income Tracker Bill Tracker Calendar Snapshots Customers Vendors Employees Bank Feeds QuickBooks 2021 Docs Reports Order Checks Payroll Credit Cards Services Feedback

Main Reports

Find New Save Delete Memorize Create a Copy Print Print Later Attach File Select FO Enter Time Clear Splits Recalculate Reorder Reminder Order Checks

BANK ACCOUNT 115 - Umpqua Bank- 1588 ENDING BALANCE 105,859.18

NO. 2546  
DATE 04/02/2021  
\$ 2,681.94

PAY TO THE ORDER OF United States Treasury

Two thousand six hundred eighty-one and 94/100\*\*\*\*\* DOLLARS

ADDRESS United States Treasury

PERIOD 01/01/2021 04/02/2021

MEMO 94-2518883

Expenses \$0.00 Payroll Liabilities \$2,681.94

PAYROLL ITEM	AMOUNT	MEMO	CLASS
Federal Withholding	1,133.00		
Medicare Company %	146.80		
Medicare Employee %	146.80		
Social Security Company	627.67		
Social Security Employee	627.67		

Save & Close Revert

ACH to apply payment to correct quarter:



- HOME
- ENROLLMENT
- MY PROFILE
- PAYMENTS
- HELP & INFORMATION
- CONTACT US
- LOGOUT

TAXPAYER NAME: BUCKINGHAM PARK WATER DISTRICT

TIN: xxxxx8883

## Deposit Confirmation

Your payment has been accepted.

### Payment Successful

An EFT Acknowledgement Number has been provided for this payment. Please keep this number for your records.

### REMINDER: REMEMBER TO FILE ALL RETURNS WHEN DUE!

<b>EFT ACKNOWLEDGEMENT NUMBER:</b>	270151230598516
------------------------------------	-----------------

**PLEASE NOTE**

Any amounts represented in the subcategories of Social Security, Medicare, and Income Tax Withholding are for informational purposes only.

Payment Information	Entered Data
<b>Taxpayer EIN</b>	xxxxx8883
<b>Tax Form</b>	941 Employers Federal Tax
<b>Tax Type</b>	Federal Tax Deposit
<b>Tax Period</b>	Q1/2021
<b>Payment Amount</b>	\$2,681.94
<b>Settlement Date</b>	04/22/2021
<b>Subcategories:</b>	
<b>1 Social Security</b>	\$1,255.34
<b>2 Medicare</b>	\$293.60
<b>3 Tax Withholding</b>	\$1,133.00
<b>Account Number</b>	xxxxxx1586
<b>Account Type</b>	CHECKING
<b>Routing Number</b>	123205054
<b>Bank Name</b>	UMPQUA BANK

- [Home](#)  
 [Enrollment](#)  
 [My Profile](#)  
 [Payments](#)  
 [Help & Information](#)  
 [Contact Us](#)  
 [Logout](#)  
[USA.gov](#)  
[IRS.gov](#)  
[Treasury.gov](#)

Electronic Federal Tax Payment System® and EFTPS® are registered servicemarks of the U.S. Department of the Treasury's Bureau of the Fiscal Service.

**Form 941 for 2021: Employer's QUARTERLY Federal Tax Return**  
 (Rev. March 2021) Department of the Treasury — Internal Revenue Service

950121  
 OMB No. 1545-0029

Employer identification number (EIN)

Name (not your trade name)

Trade name (if any)

Address

Number  Street  Suite or room number

City  State  ZIP code

Foreign country name  Foreign province/county  Foreign postal code

**Report for this Quarter of 2021**  
 (Check one.)

1: January, February, March

2: April, May, June

3: July, August, September

4: October, November, December

Go to [www.irs.gov/Form941](http://www.irs.gov/Form941) for instructions and the latest information.

REV 04/06/21 QBDT

Read the separate instructions before you complete Form 941. Type or print within the boxes.

**Part 1: Answer these questions for this quarter.**

1	Number of employees who received wages, tips, or other compensation for the pay period including: Mar. 12 (Quarter 1), June 12 (Quarter 2), Sept. 12 (Quarter 3), or Dec. 12 (Quarter 4)	1	<input type="text" value="5"/>
2	Wages, tips, and other compensation	2	<input type="text" value="68,997.32"/>
3	Federal income tax withheld from wages, tips, and other compensation	3	<input type="text" value="7,702.00"/>
4	If no wages, tips, and other compensation are subject to social security or Medicare tax	<input type="checkbox"/> Check and go to line 6.	
		Column 1	Column 2
5a	Taxable social security wages	<input type="text" value="71,262.48"/> × 0.124 =	<input type="text" value="8,836.55"/>
5a (i)	Qualified sick leave wages	<input type="text"/> × 0.062 =	<input type="text"/>
5a (ii)	Qualified family leave wages	<input type="text"/> × 0.062 =	<input type="text"/>
5b	Taxable social security tips	<input type="text"/> × 0.124 =	<input type="text"/>
5c	Taxable Medicare wages & tips	<input type="text" value="71,262.48"/> × 0.029 =	<input type="text" value="2,066.61"/>
5d	Taxable wages & tips subject to Additional Medicare Tax withholding	<input type="text"/> × 0.009 =	<input type="text"/>
5e	Total social security and Medicare taxes. Add Column 2 from lines 5a, 5a(i), 5a(ii), 5b, 5c, and 5d	5e	<input type="text" value="10,903.16"/>
5f	Section 3121(q) Notice and Demand—Tax due on unreported tips (see instructions)	5f	<input type="text"/>
6	Total taxes before adjustments. Add lines 3, 5e, and 5f	6	<input type="text" value="18,605.16"/>
7	Current quarter's adjustment for fractions of cents	7	<input type="text" value="0.02"/>
8	Current quarter's adjustment for sick pay	8	<input type="text"/>
9	Current quarter's adjustments for tips and group-term life insurance	9	<input type="text"/>
10	Total taxes after adjustments. Combine lines 6 through 9	10	<input type="text" value="18,605.18"/>
11a	Qualified small business payroll tax credit for increasing research activities. Attach Form 8974	11a	<input type="text"/>
11b	Nonrefundable portion of credit for qualified sick and family leave wages from Worksheet 1	11b	<input type="text"/>
11c	Nonrefundable portion of employee retention credit from Worksheet 1	11c	<input type="text"/>

▶ You MUST complete all three pages of Form 941 and SIGN it.

Next ▶



Name (not your trade name) BUCKINGHAM PARK WATER DISTRICT	Employer identification number (EIN) 94-2518883
--	--

**Part 1: Answer these questions for this quarter. (continued)**

- 11d Total nonrefundable credits. Add lines 11a, 11b, and 11c . . . . . 11d
- 12 Total taxes after adjustments and nonrefundable credits. Subtract line 11d from line 10 . . . . . 12
- 13a Total deposits for this quarter, including overpayment applied from a prior quarter and overpayments applied from Form 941-X, 941-X (PR), 944-X, or 944-X (SP) filed in the current quarter . . . . . 13a
- 13b Reserved for future use . . . . . 13b
- 13c Refundable portion of credit for qualified sick and family leave wages from Worksheet 1 . . . . . 13c
- 13d Refundable portion of employee retention credit from Worksheet 1 . . . . . 13d
- 13e Total deposits and refundable credits. Add lines 13a, 13c, and 13d . . . . . 13e
- 13f Total advances received from filing Form(s) 7200 for the quarter . . . . . 13f
- 13g Total deposits and refundable credits less advances. Subtract line 13f from line 13e . . . . . 13g
- 14 Balance due. If line 12 is more than line 13g, enter the difference and see instructions . . . . . 14
- 15 Overpayment. If line 13g is more than line 12, enter the difference  Check one:  Apply to next return.  Send a refund.

**Part 2: Tell us about your deposit schedule and tax liability for this quarter.**

If you're unsure about whether you're a monthly schedule depositor or a semiweekly schedule depositor, see section 11 of Pub. 15.

- 16 Check one:  Line 12 on this return is less than \$2,500 or line 12 on the return for the prior quarter was less than \$2,500, and you didn't incur a \$100,000 next-day deposit obligation during the current quarter. If line 12 for the prior quarter was less than \$2,500 but line 12 on this return is \$100,000 or more, you must provide a record of your federal tax liability. If you're a monthly schedule depositor, complete the deposit schedule below; if you're a semiweekly schedule depositor, attach Schedule B (Form 941). Go to Part 3.
- You were a monthly schedule depositor for the entire quarter. Enter your tax liability for each month and total liability for the quarter, then go to Part 3.

Tax liability: Month 1

Month 2

Month 3

Total liability for quarter  Total must equal line 12.

- You were a semiweekly schedule depositor for any part of this quarter. Complete Schedule B (Form 941), Report of Tax Liability for Semiweekly Schedule Depositors, and attach it to Form 941. Go to Part 3.

▶ You MUST complete all three pages of Form 941 and SIGN it.

REV 04/06/21 QBDT

Next ▶

Name (not your trade name) BUCKINGHAM PARK WATER DISTRICT	Employer identification number (EIN) 94-2518883
--	--

**Part 3: Tell us about your business. If a question does NOT apply to your business, leave it blank.**

17 If your business has closed or you stopped paying wages . . . . .  Check here, and enter the final date you paid wages ; also attach a statement to your return. See instructions.

18 If you're a seasonal employer and you don't have to file a return for every quarter of the year . . . .  Check here.

19 Qualified health plan expenses allocable to qualified sick leave wages . . . . . 19

20 Qualified health plan expenses allocable to qualified family leave wages . . . . . 20

21 Qualified wages for the employee retention credit . . . . . 21

22 Qualified health plan expenses allocable to wages reported on line 21 . . . . . 22

23 Credit from Form 5884-C, line 11, for this quarter . . . . . 23

24 Reserved for future use . . . . . 24

25 Reserved for future use . . . . . 25

**Part 4: May we speak with your third-party designee?**

Do you want to allow an employee, a paid tax preparer, or another person to discuss this return with the IRS? See the instructions for details.

Yes. Designee's name and phone number

Select a 5-digit personal identification number (PIN) to use when talking to the IRS.

No.

REV 04/06/21 QBDT

**Part 5: Sign here. You MUST complete all three pages of Form 941 and SIGN it.**

Under penalties of perjury, I declare that I have examined this return, including accompanying schedules and statements, and to the best of my knowledge and belief, it is true, correct, and complete. Declaration of preparer (other than taxpayer) is based on all information of which preparer has any knowledge.



Sign your name here

Print your name here

Print your title here

Date

Best daytime phone

**Paid Preparer Use Only**

Check if you're self-employed . . . .

Preparer's name	<input type="text"/>	PTIN	<input type="text"/>
Preparer's signature	<input type="text"/>	Date	<input type="text"/>
Firm's name (or yours if self-employed)	<input type="text"/>	EIN	<input type="text"/>
Address	<input type="text"/>		Phone <input type="text"/>
City	<input type="text"/>	State	<input type="text"/>
		ZIP code	<input type="text"/>

# Schedule B (Form 941):

## Report of Tax Liability for Semiweekly Schedule Depositors

(Rev. January 2017)

Department of the Treasury - Internal Revenue Service

OMB No. 1545-0029

Employer identification number (EIN)

Name (not your trade name)

Calendar year  (Also check quarter)

**Report for this Quarter...**  
(Check one.)

1: January, February, March

2: April, May, June

3: July, August, September

4: October, November, December

Use this schedule to show your **TAX LIABILITY** for the quarter; don't use it to show your deposits. When you file this form with Form 941 or Form 941-SS, don't change your tax liability by adjustments reported on any Forms 941-X or 944-X. You must fill out this form and attach it to Form 941 or Form 941-SS if you're a semiweekly schedule depositor or became one because your accumulated tax liability on any day was \$100,000 or more. Write your daily tax liability on the numbered space that corresponds to the date wages were paid. See Section 11 in Pub. 15 for details.

### Month 1

1		9		17		25	
2		10		18		26	
3		11		19		27	
4		12		20		28	
5		13		21		29	
6		14		22	2,658.44	30	
7		15		23		31	
8	2,603.00	16		24			

**Tax liability for Month 1**

5,261.44

### Month 2

1		9		17		25	
2		10		18		26	
3		11		19	2,597.06	27	
4		12		20		28	
5	2,651.26	13		21		29	
6		14		22		30	
7		15		23		31	
8		16		24			

**Tax liability for Month 2**

5,248.32

### Month 3

1		9		17		25	
2		10		18		26	
3		11		19	2,665.38	27	
4		12		20		28	
5	2,748.10	13		21		29	2,681.94
6		14		22		30	
7		15		23		31	
8		16		24			

**Tax liability for Month 3**

8,095.42

Fill in your total liability for the quarter (Month 1 + Month 2 + Month 3) ▶

**Total liability for the quarter**

18,605.18



Thank you. Your ACH Debit payment has been successfully submitted to the EDD.

You may view, print, or withdraw this payment by clicking on the Submissions tab from your account, clicking on Submitted, then clicking on the link to your payment. Payments must be cancelled by 3 p.m., Pacific time, one day prior to the Bank Debit Date.

Payment request confirmation number is **0-734-591-648**

Paid For:            Employment Tax 776-5345-9  
                          BUCKINGHAM PARK WATER DISTRICT  
                          31-Mar-2021  
Paid From:         UMPQUA BANK \*\*\*\*1586  
Payment Amount:  0.57  
Bank Debit Date:  23-Apr-2021  
Submitted Date:   21-Apr-2021

Please review your bank statement to confirm that this transaction was successful.

You may print a copy for your records.

9:47 AM

Buckingham Park Water District  
Account QuickReport  
As of March 31, 2021

04/01/21

Accrual Basis

Type	Date	Num	Name	Memo	Split	Amount	Balance
200 · Accounts Receivable							708.65
200-20 · Delinquent Accounts Receivable							708.65
Total 200-20 · Delinquent Accounts Receivable							708.65
Total 200 · Accounts Receivable							708.65
<b>TOTAL</b>							<b>708.65</b>



**BUCKINGHAM PARK WATER DISTRICT**  
 INTERNAL CONTROLS  
 COMPLIANCE REVIEW: CREDIT CARD PAYMENTS

MARCH 2021

CREDIT CARD PAYMENT		BANK		QUICKBOOKS		CORE	
Date	CC Paid \$	Bank Receipt Verif. \$	Differences +/-	\$ Recorded @ Acctg Program	Differences +/-	\$ Posted to Customer Account	Differences +/-
3/1/2021	101.63	101.63	0	101.63	0	101.63	0
3/1/2021	110.4	110.4	0	110.4	0	110.4	0
3/1/2021	115.61	115.61	0	115.61	0	115.61	0
3/9/2021	225	225	0	225	0	225	0
3/11/2021	107.46	107.46	0	107.46	0	107.46	0
3/12/2021	99.49	99.49	0	99.49	0	99.49	0
3/25/2021	178.96	178.96	0	178.96	0	178.96	0
3/29/2021	223.16	223.16	0	223.16	0	223.16	0
3/31/2021	99.43	99.43	0	99.43	0	99.43	0
3/31/2021	97.26	97.26	0	97.26	0	97.26	0
3/31/2021	136.32	136.32	0	136.32	0	136.32	0
3/31/2021	116.92	116.92	0	116.92	0	116.92	0
<b>1611.64</b>	<b>1611.64</b>	<b>0</b>	<b>0</b>	<b>1611.64</b>	<b>0</b>	<b>1611.64</b>	<b>0</b>

VARIANCES:

CC NOT Posted to Bank in Reporting Month: 0  
 CC NOT Entered to CORE in Reporting Month: 0  
 CC NOT Entered @ QB: 0

Notes to Variances:

Transaction not posted to bank or QB was received last day of reporting month and will be seen on March recon.

*Nabia Sackett* 4/21/2021

Verifying Signature Date



2/2/21  
3/7/21

# Administration Task Manager

Month: Mar-21

Daily Tasks	1	2	3	4	5	6	7	8	9	10	11	12	13	14	15
<b>Customer Service:</b>															
<b>AM:</b>															
Check voicemails & Return Calls	h	h	h	h	h			h	h	h	h				h
Prepare any necessary work orders	h	h	h	h	h			h	h	h	h				h
Check emails and reply as needed	h	h	h	h	h			h	h	h	h				h
<b>PM:</b>															
Check voicemails & Return Calls	h	h	h	h	h			h	h	h	h				h
Check emails and reply as needed	h	h	h	h	h			h	h	h	h				h
Check Mail	h	h	h	h	h			h	h	h	h				h
<b>Financial &amp; Accounting:</b>															
Enter daily customer payments to CORE Utilities	h	h	h	h	h			h	h	h	h				h
-Reconcile Core Payment Receipt to adding machine tape.															
Daily deposit to Umpqua Bank via check scanner	h	h	h	h	h			h	h	h	h				h
-Print 2 bank receipts; file one w/ checks and one w/ CORE Payment Receipt															
Property Transfers	h	h	h	h	h			h	h	h	h				h
Escrow Water Demand Forms	h	h	h	h	h			h	h	h	h				h
Filing	h	h	h	h	h			h	h	h	h				h
Other:															
Comments:															

Bi-Weekly Tasks	1	2	3	4	5	6	7	8	9	10	11	12	13	14	15
<b>Every Other Tuesday / Date:</b>															
Participate in staff meetings															
<b>Payroll:</b>															
Verify and calculate timecards	h														h
Timecards to GM for review & approval	h														h
Enter timecard info into QuickBooks & print checks	h														h
Enter Direct Deposit Transactions	h														h
Pay Payroll Taxes (Both EDD accounts & IRS #941)	h														h
Provide GM w/ AP, PR, & Liab w/ the P&L MTD & YTD	h														h
GM to Approve & Initial Tax Payments	h														h
Pay Employee Ira Contributions	h														h
Comments:															
<b>Every Other Wednesday / Date:</b>															
<b>Accounts Payable:</b>															
Invoices to GM for review & approval	h														h
Pay Invoices	h														h
Schedule Check Signing w/ Board Member(s)	h														h
Mail payments	h														h
Comments:															
<b>Every Other Friday / Date:</b>															
Provide Employees w/ paychecks					h										
Comments:															
Other:															
Comments:															

# Administration Task Manager

Month: **Mar-21**

Monthly Tasks	1	2	3	4	5	6	7	8	9	10	11	12	13	14	15
<b>1st of month:</b>															
Apply Carrying Charges	✓														
Print billing reports and review for accuracy	✓														
1st of month print & mail bills (due no later than 5th)	✓														
Print AR Detail Report immediately after bills are printed	✓														
Order Office Supplies	✓														
Print New Petty Cash Log and Cash Payment Log	✓														
Pre-Reconcile: CORE payments entered into QB	✓														
-(Utility Billing AR Quick Report & CORE Posted Payment Detail Rept															
Petty Cash - Double Verif. (GM) Reqd/Internal Controls	✓														
Print Customer Credit Card Payment Log	✓														
Prepare Meeting minutes from last meeting	✓														
<b>Journal Entries w/ GM:</b>															
JE Revenue @ Core Rev Rept to QuickBooks	✓														
Verify / post JE Accumulated Depreciation	✓														
Verify / post JE Workers Comp Insurance Expense	✓														
Verify / post JE Liability Insurance Expense	✓														
Verify / post JE Chemical Expense	✓														
<b>5th of month:</b>															
Previous Mo Closeout Reports to GM (see submittal checklist)															
<b>From CORE Utility Billing:</b>															
Export monthly usage to shared drive					✓										
Print Installment Plan Report (exclude \$0)					✓										
New Customer Report					✓										
Print Adjustment Report					✓										
Print Revenue Rept @ Core (Rev by Code)					✓										
<b>From Quickbooks:</b>															
Print overtime report					✓										
Print Utility Billing AR Quick Report & Delinq AR for month					✓										
<b>Print / Verify Financial Statements:</b>															
P&L Budget vs. Actual for reporting month & Export to Excel					✓										
P&L Budget vs. Actual for fiscal year to date -mo end & Export to Excel					✓										
Balance Sheet for fiscal year to date - mo end					✓										
Statement of Cash Flows for reporting month					✓										
Statement of Cash Flows for fiscal year to date - mo end					✓										
Email Board for Agenda Items (Deadline 2nd Monday)					✓										
<b>Comments:</b>															
<b>10th of month:</b>															
CORE - Print Delinquency Report															✓
Print & Mail 10-Day Reminder Notices @ Non Payment															✓
Prepare OM report & Board packet															✓
Email Financial Month End Submittals (See list)															✓
<b>Comments:</b>															
<b>Other:</b>															
<b>Comments:</b>															

# Administration Task Manager

Month: **Mar-21**

Quarterly Tasks													
<b>Quarterly Payroll Tax Report Request to GM</b>													
EDD Voluntary SDI Quarterly Report Forms DE9 & DE9C													
EDD PIT, SDI Quarterly Report Forms DE9 & DE9C													
IRS Form 941													
<b>Other:</b>													
<b>Comments:</b>													

Daily Tasks	16	17	18	19	20	21	22	23	24	25	26	27	28	29	30	31
<b>Customer Service:</b>																
<b>AM:</b>																
Check voicemails & Return Calls	h	h	h				h	h	h					h	h	
Prepare any necessary work orders	h	h	h				h	h	h					h	h	
Check emails and reply as needed	h	h	h				h	h	h					h	h	
<b>PM:</b>																
Check voicemails & Return Calls	h	h	h				h	h	h					h	h	
Check emails and reply as needed	h	h	h				h	h	h					h	h	
Check Mail	h	h	h				h	h	h					h	h	
<b>Financial &amp; Accounting:</b>																
Enter daily customer payments to CORE Utilities	h	h	h				h	h	h					h	h	
-Reconcile Core Payment Receipt to adding machine tape.	h	h	h				h	h	h					h	h	
Daily deposit to Umpqua Bank via check scanner	h	h	h				h	h	h					h	h	
-Print 2 bank receipts; file one w/ checks and one w/ CORE Payment Receipt	h	h	h				h	h	h					h	h	
Property Transfers	h	h	h				h	h	h					h	h	
Escrow Water Demand Forms	h	h	h				h	h	h					h	h	
Filing	h	h	h				h	h	h					h	h	
<b>Other:</b>																
<b>Comments:</b>																

Bi-Weekly Tasks	16	17	18	19	20	21	22	23	24	25	26	27	28	29	30	31
<b>Every Other Tuesday / Date:</b>																
Participate in staff meetings																
<b>Payroll:</b>																
Verify and calculate timecards															h	
Timecards to GM for review & approval															h	
Enter timecard info into QuickBooks & print checks															h	
Enter Direct Deposit Transactions															h	
Pay Payroll Taxes (Both EDD accounts & IRS #941)															h	
Provide GM w/ AP, PR, & Liab w/ the P&L MTD & YTD															h	
GM to Approve & Initial Tax Payments															h	
Pay Employee Ira Contributions															h	
<b>Comments:</b>																
<b>Every Other Wednesday / Date:</b>																
<b>Accounts Payable:</b>																
Invoices to GM for review & approval															h	
Pay Invoices															h	
Schedule Check Signing w/ Board Member(s)															h	
Mail payments															h	
<b>Comments:</b>																
<b>Every Other Friday / Date:</b>																
Provide Employees w/ paychecks																
<b>Comments:</b>																

# Administration Task Manager

Month: **Mar-21**


Monthly Tasks	16	17	18	19	20	21	22	23	24	25	26	27	28	29	30	31
<b>20th of month:</b>																
Post Agenda (Posted Thursday Before Monday's Meeting 72 hrs)			A													
Board Meeting Participation (4th Monday of every month)							A									
Enter Labor Statistics Online																
<b>25th of month:</b>																
Process Customer Automatic Payments												A				
Prepare 48 HR Shut Off Notices for Operations																
48-Hr Door Hangers for Non Payments																
Comments:																
Month End Tasks	16	17	18	19	20	21	22	23	24	25	26	27	28	29	30	31
<b>Payroll Liabilities:</b>																
End of month: / Date: _____																
Enter ACH for medical, dental and vision																A
<b>Billing:</b>																
End of month: _____																
<b>Last Week of Month: / Date:</b> _____																
Print meter read sheets for Operations (around 28th)																A
Enter meter reads into CORE																A
<b>Last Business Day of Month: / Date:</b> _____																
CORE: Print Water Quality Service Orders for mo.> Operations																A

# Administration Task Manager

Month: **Mar-21**

Completion Dates for Monthly Tasks

Annual Tasks												
<b>January</b>												
31st: Last Day for W2's to District Employees												
31st: Submit W3's W2's to State												
31st: Last Day for 1099's to Contractors												
31st: Submit 1099s to State												
<b>March</b>												
31st: Renewal for Workers Comp Insurance												
31st: Renewal for Liability & Property Insurance												
<b>April</b>												
30th: Govt. Compensation Report to S.C.O.												
<b>May</b>												
15th: Credit delinq Standby for Prop Tax Roll Collection												
15th: Prepare Standby Billing for July Bill to Customers												
<b>June</b>												
1st: Standby Billing to Customers												
<b>July</b>												
17th: County Elections Candidate Filing First Day												
25th: County Elections Duedate for Resol. Consolidate												
<b>August</b>												
10th: County Elections Candidate Filing Last Day												
11th: County Elections Candidate Filing Last Day												
25th: Direct Charges (Tax Roll) Due to County												
<b>October</b>												
15th: Financial Transaction Report to S.C.O.												
<b>November</b>												
TBD: County Local Consolidated Election												



Signature

3/31/21

Date

My signature certifies that that the aforementioned tasks have been completed and verified to the best of my knowledge & capabilities. Furthermore, I understand that any misrepresentation of these tasks & reports may alter the the Buckingham Park Water District's financial statements.

<b>Adjustments Detail Report</b>
----------------------------------

From: 3/1/2021

To: 3/31/2021

These Adjustments Have Been Posted to the Customer's Balance:

*These Adjustments Haven't Been Billed.*

Implement Date	Account Number	Account Status	Revenue	Amount	User	Comment
3/24/2021	243123603	OFF AND BILLED	RC	\$112.30	LORI	Overpayment through escrow refund
Total Number of Adjustments =			1	Total =	\$112.30	

*These Adjustments Have Been Billed.*

Implement Date	Account Number	Account Status	Revenue	Amount	User	Comment
3/1/2021	120101501	ACTIVE	LC1	\$15.00	CORE	Shut Off
3/1/2021	134102902	ACTIVE	LC1	\$15.00	CORE	Shut Off
3/1/2021	172112802	ACTIVE	LC1	\$15.00	CORE	Shut Off
3/1/2021	4110002	ACTIVE	LC1	(\$15.00)	LORI	
3/1/2021	1296002	ACTIVE	LC1	\$15.00	CORE	Shut Off
3/1/2021	15107401	OFF AND BILLED	LC1	\$15.00	CORE	Shut Off
3/1/2021	152104701	ACTIVE	LC1	\$15.00	CORE	Shut Off
3/1/2021	142103701	ACTIVE	LC1	\$15.00	CORE	Shut Off
3/1/2021	138118101	ACTIVE	LC1	\$15.00	CORE	Shut Off
3/1/2021	4110002	ACTIVE	LC1	\$15.00	CORE	Shut Off
3/1/2021	123101801	ACTIVE	LC1	\$15.00	CORE	Shut Off
3/1/2021	158105301	ACTIVE	LC1	\$15.00	CORE	Shut Off
3/1/2021	117307501	ACTIVE	LC1	\$15.00	CORE	Shut Off
3/1/2021	114115701	ACTIVE	LC1	\$15.00	CORE	Shut Off
3/1/2021	114109401	ACTIVE	LC1	\$15.00	CORE	Shut Off
3/1/2021	110100701	ACTIVE	LC1	\$15.00	CORE	Shut Off
3/1/2021	14297201	ACTIVE	LC1	\$15.00	CORE	Shut Off
3/1/2021	13107201	ACTIVE	LC1	\$15.00	CORE	Shut Off
3/1/2021	1109701	ACTIVE	LC1	\$15.00	CORE	Shut Off
3/1/2021	131102601	ACTIVE	LC1	\$15.00	CORE	Shut Off
3/1/2021	13296502	ACTIVE	LC1	\$15.00	CORE	Shut Off
3/1/2021	13113802	ACTIVE	LC1	\$15.00	CORE	Shut Off
3/1/2021	124101903	ACTIVE	LC1	\$15.00	CORE	Shut Off
3/1/2021	17110202	ACTIVE	LC1	\$15.00	CORE	Shut Off
3/1/2021	121101602	ACTIVE	LC1	\$15.00	CORE	Shut Off
3/1/2021	155105002	ACTIVE	LC1	\$15.00	CORE	Shut Off
3/1/2021	148110603	ACTIVE	LC1	\$15.00	CORE	Shut Off
3/1/2021	15110102	ACTIVE	LC1	\$15.00	CORE	Shut Off
3/1/2021	143103803	ACTIVE	LC1	\$15.00	CORE	Shut Off
3/1/2021	144104004	ACTIVE	LC1	\$15.00	CORE	Shut Off
3/1/2021	18110302	ACTIVE	LC1	\$15.00	CORE	Shut Off
3/1/2021	113101103	ACTIVE	LC1	\$15.00	CORE	Shut Off
3/1/2021	112101003	ACTIVE	LC1	\$15.00	CORE	Shut Off

3/5/2021	143103803	ACTIVE	CORR	(\$102.59)	AHIM	Check applied to wrong account #
3/5/2021	143103803	ACTIVE	RLC1	(\$15.00)	AHIM	No late fee in 12 months
3/8/2021	124101903	ACTIVE	LC1	(\$15.00)	LORI	
3/8/2021	14297201	ACTIVE	LC1	(\$15.00)	LORI	
3/8/2021	143103803	ACTIVE	LC1	(\$15.00)	LORI	
3/8/2021	112277902	ACTIVE	WTR	(\$10.63)	LORI	USAGE ADJUSTMENT
3/9/2021	110100701	ACTIVE	LIEN	\$200.00	LORI	
3/12/2021	125102002	ACTIVE	PF	\$150.00	LORI	
3/12/2021	131102601	ACTIVE	LC1	(\$15.00)	LORI	Courtesy Waiver
3/15/2021	152104701	ACTIVE	LC1	(\$15.00)	LORI	Courtesy Waiver
3/16/2021	243123604	ACTIVE	PF	\$150.00	LORI	

---

Total Number of Adjustments = 44 Total = \$761.78

---

Total Number of Adjustments = 45 Total = \$874.08

---

Total Number of Adjustments for Group: 1 = 45 Total = \$874.08

**These Adjustments Have Been Posted to the Customer's Balance:**

*These Adjustments Have Been Billed.*

Implement Date	Account Number	Account Status	Revenue	Amount	User	Comment
3/1/2021	2236702	ACTIVE	LC1	\$15.00	CORE	Shut Off
3/1/2021	74221304	ACTIVE	PF	\$150.00	LORI	
3/1/2021	1241701	ACTIVE	LC1	\$15.00	CORE	Shut Off
3/1/2021	8227803	ACTIVE	LC1	\$15.00	CORE	Shut Off
3/1/2021	1784503	ACTIVE	LC1	\$15.00	CORE	Shut Off
3/1/2021	19228902	ACTIVE	RLC1	(\$15.00)	AHIM	No late fees in 12 months
3/1/2021	64222302	ACTIVE	LC1	\$15.00	CORE	Shut Off
3/1/2021	41238002	ACTIVE	LC1	\$15.00	CORE	Shut Off
3/1/2021	26234003	ACTIVE	LC1	\$15.00	CORE	Shut Off
3/1/2021	22226102	ACTIVE	LC1	\$15.00	CORE	Shut Off
3/1/2021	24239404	ACTIVE	LC1	\$15.00	CORE	Shut Off
3/1/2021	17240101	ACTIVE	LC1	\$15.00	CORE	Shut Off
3/1/2021	47223901	ACTIVE	LC1	\$15.00	CORE	Shut Off
3/1/2021	85220301	ACTIVE	LC1	\$15.00	CORE	Shut Off
3/1/2021	19228902	ACTIVE	LC1	\$15.00	CORE	Shut Off
3/1/2021	29225403	ACTIVE	LC1	\$15.00	CORE	Shut Off
3/1/2021	4227702	ACTIVE	LC1	\$15.00	CORE	Shut Off
3/1/2021	33238801	ACTIVE	LC1	\$15.00	CORE	Shut Off
3/1/2021	243183603	ACTIVE	LC1	\$15.00	CORE	Shut Off
3/1/2021	29253501	ACTIVE	LC1	\$15.00	CORE	Shut Off
3/1/2021	25225802	ACTIVE	LC1	\$15.00	CORE	Shut Off
3/1/2021	50223602	ACTIVE	LC1	\$15.00	CORE	Shut Off
3/1/2021	93219602	ACTIVE	LC1	\$15.00	CORE	Shut Off
3/1/2021	26233902	ACTIVE	LC1	\$15.00	CORE	Shut Off
3/1/2021	45211502	ACTIVE	LC1	\$15.00	CORE	Shut Off
3/1/2021	7229902	ACTIVE	LC1	\$15.00	CORE	Shut Off

3/1/2021	8229802	ACTIVE	LC1	\$15.00	CORE	Shut Off
3/1/2021	23241803	ACTIVE	LC1	\$15.00	CORE	Shut Off
3/1/2021	4241401	ACTIVE	LC1	\$15.00	CORE	Shut Off
3/1/2021	6235901	ACTIVE	LC1	\$15.00	CORE	Shut Off
3/1/2021	7235801	ACTIVE	LC1	\$15.00	CORE	Shut Off
3/1/2021	9828001	ACTIVE	LC1	\$15.00	CORE	Shut Off
3/1/2021	41230601	ACTIVE	LC1	\$15.00	CORE	Shut Off
3/1/2021	10227101	ACTIVE	LC1	\$15.00	CORE	Shut Off
3/1/2021	4231801	ACTIVE	LC1	\$15.00	CORE	Shut Off
3/1/2021	18242101	ACTIVE	LC1	\$15.00	CORE	Shut Off
3/1/2021	83220504	ACTIVE	LC1	\$15.00	CORE	Shut Off
3/1/2021	26239301	ACTIVE	LC1	\$15.00	CORE	Shut Off
3/8/2021	17240101	ACTIVE	LC1	(\$15.00)	LORI	
3/9/2021	26233902	ACTIVE	LIEN	\$200.00	LORI	
3/9/2021	83220504	ACTIVE	LIEN	\$200.00	LORI	
3/12/2021	45231002	ACTIVE	PF	\$150.00	LORI	
3/12/2021	8229802	ACTIVE	LC1	(\$15.00)	LORI	Courtesy waiver
3/31/2021	50223602	ACTIVE	RLC1	(\$15.00)	AHIM	
Total Number of Adjustments =		44	Total =	\$1,180.00		
Total Number of Adjustments =		44	Total =	\$1,180.00		
Total Number of Adjustments for Group: 2 =		44	Total =	\$1,180.00		
<b>Total Number of Adjustments for Area: 1 =</b>		<b>89</b>	<b>Total =</b>	<b>\$2,054.08</b>		

**These Adjustments Have Been Posted to the Customer's Balance:**

*These Adjustments Haven't Been Billed.*

Implement Date	Account Number	Account Status	Revenue	Amount	User	Comment
3/5/2021	243141603	ACTIVE	CORR	\$102.59	AHIM	Pmnt Applied to wrong account
Total Number of Adjustments =		1	Total =	\$102.59		
Total Number of Adjustments =		1	Total =	\$102.59		
Total Number of Adjustments for Group: 3 =		1	Total =	\$102.59		
<b>Total Number of Adjustments for Area: 2 =</b>		<b>1</b>	<b>Total =</b>	<b>\$102.59</b>		
<b>Total Number of Adjustments for All Areas: =</b>		<b>90</b>	<b>Total =</b>	<b>\$2,156.67</b>		



# Revenue Report by Revenue Code

From: 3/5/2021

To: 4/1/2021

81  
Adj. Total  
\$ 281.07

GLAccount	Revenue	Description	Count	Posted Amount	GL Total
	CORR	Correct Applied Payment	2	\$0.00	
	RC	REFUND CREDIT	1	(\$112.30)	
					(\$112.30)
41110	AP-WTR	Residential Water Use	1	\$10.63	
41110	INST	INSTALLMENT PLAN	2	(\$200.00)	
41110	WTR	Residential Water Use	482	(\$10,377.02)	
					(\$10,566.39)
41120	CWTR	Commercial Water Use	5	(\$85.61)	
					(\$85.61)
42151	BASE	Residential Base Rate	450	(\$32,074.66)	
					(\$32,074.66)
42152	CBASE	Commercial Base Rate	4	(\$287.00)	
					(\$287.00)
49820	PF	APPLICATION PROCESSI	3	(\$450.00)	
					(\$450.00)
49825	LIEN	LIEN FILING FEE	3	(\$600.00)	
					(\$600.00)
49840	IMP	Emergency Reserve (\$7.00)	454	\$0.00	
					\$0.00
49845	CAPA	CIP Reserve Fee	454	(\$10,373.77)	
					(\$10,373.77)
498101	AB-LC1	CARRYING CHARGE	31	(\$465.00)	
498101	LC1	CARRYING CHARGE	7	\$105.00	
498101	RLC1	REVERSE CARRYING CHA	2	\$30.00	
					(\$330.00)
<b>Total -- GL Offset ():</b>				<b>\$54,879.73</b>	

10,678.69  
- 281.07  
10,397.62

Adj  
\$ 212.84

Adj  
\$ 68.23

From: 3/5/2021

To: 4/1/2021

Report Total:

\$54,879.73

0.00G+  
10,397.62 +  
85.61 +  
32,287.50 +  
287.00 +  
450.00 +  
600.00 +  
10,442.00 +  
330.00 +  
54,879.73

11:24 AM

**Buckingham Park Water District  
General Journal Transaction  
March 31, 2021**

04/01/21

Accrual Basis

Num	Name	Memo	Account	Class	Debit	Credit
46985	Water Sales	March 2021	200-30 · Utility Billin...		54,879.73	
	Water Sales	March 2021	411.10 · Residential			10,397.62
	Water Sales	March 2021	411.20 · Commercial			85.61
	Water Sales	March 2021	421.51 · Residential ...			32,287.50
	Water Sales	March 2021	421.52 · Business B...			287.00
	Water Sales	March 2021	Carrying Charges			330.00
	Water Sales	March 2021	498.25 · Liens			600.00
	Water Sales	March 2021	498.20 · Application ...			450.00
	Water Sales	March 2021	498.40 · Emergency...		0.00	
	Water Sales	March 2021	1110 · Retained Ear...		0.00	
	Water Sales	March 2021	Emergency Reserve...		0.00	
	Water Sales	March 2021	498.45 · CIP Reserve			10,442.00
	Water Sales	March 2021	1110 · Retained Ear...		10,442.00	
	Water Sales	March 2021	Capital Improvemen...			10,442.00
					<u>65,321.73</u>	<u>65,321.73</u>
TOTAL					<u>65,321.73</u>	<u>65,321.73</u>

9:51 AM  
04/01/21

**Buckingham Park Water District  
Payroll Summary  
March 2021**

	Ahimsah O Wonderwheel			Alan Mitchell			Lori A Gonzalez			William A Rae			TOTAL		
	Hours	Rate	Mar 21	Hours	Rate	Mar 21	Hours	Rate	Mar 21	Hours	Rate	Mar 21	Hours	Rate	Mar 21
Employee Wages, Taxes and Adjustments															
Gross Pay															
Overtime - Admin & General	8.75	50.40	441.00			0.00	4.25	31.91	135.62			0.00	13.00		576.62
Overtime - Water Treatment			0.00	6	61.22	367.33			0.00	2	31.43	62.87	8.00		430.20
Total Gross Pay	8.75		441.00	6		367.33	4.25		135.62	2		62.87	21.00		1,006.82
Adjusted Gross Pay	8.75		441.00	6		367.33	4.25		135.62	2		62.87	21.00		1,006.82
Net Pay	8.75		441.00	6		367.33	4.25		135.62	2		62.87	21.00		1,006.82
Employer Taxes and Contributions			0.00			0.00			0.00			0.00			0.00

8:58 AM  
04/06/21  
Accrual Basis

## Buckingham Park Water District

Profit & Loss Budget vs. Actual  
March 2021

	Mar 21	Budget	\$ Over Bud...	% of Budget
<b>Ordinary Income/Expense</b>				
<b>Income</b>				
411.00 · WATER SALES				
411.10 · Residential	2,350.90	7,368.00	-5,017.10	31.9%
411.20 · Commercial	85.61	500.00	-414.39	17.1%
411.00 · WATER SALES - Other	-112.30			
<b>Total 411.00 · WATER SALES</b>	<b>2,324.21</b>	<b>7,868.00</b>	<b>-5,543.79</b>	<b>29.5%</b>
421.00 · WATER SERVICES				
421.50 · Other				
421.51 · Residential Base Rate	32,287.50	33,360.17	-1,072.67	96.8%
421.52 · Business Base Rate	287.00	445.58	-158.58	64.4%
<b>Total 421.50 · Other</b>	<b>32,574.50</b>	<b>33,805.75</b>	<b>-1,231.25</b>	<b>96.4%</b>
<b>Total 421.00 · WATER SERVICES</b>	<b>32,574.50</b>	<b>33,805.75</b>	<b>-1,231.25</b>	<b>96.4%</b>
<b>Total Income</b>	<b>34,898.71</b>	<b>41,673.75</b>	<b>-6,775.04</b>	<b>83.7%</b>
<b>Gross Profit</b>	<b>34,898.71</b>	<b>41,673.75</b>	<b>-6,775.04</b>	<b>83.7%</b>
<b>Expense</b>				
<b>ADMINISTRATIVE &amp; GENERAL</b>				
561.00 · Salaries				
561.10 · Wages	12,363.67	8,481.85	3,881.82	145.8%
561.20 · Paid Time Off	398.85	1,076.77	-677.92	37.0%
561.25 · Sick Pay	340.32	625.92	-285.60	54.4%
561.30 · Holiday Pay	933.04	0.00	933.04	100.0%
561.35 · Bereavement	0.00	156.50	-156.50	0.0%
561.40 · Admin& General O.T. Wages	576.62	418.31	158.31	137.8%
561.45 · Standby Stipend	1,260.00	930.00	330.00	135.5%
561.50 · Call Back Pay	307.74	142.54	165.20	215.9%
<b>Total 561.00 · Salaries</b>	<b>16,180.24</b>	<b>11,831.89</b>	<b>4,348.35</b>	<b>136.8%</b>
562.00 · OFFICE SUPPLIES & OTHER EXPENSE				
562.10 · PG&E/Utilities	41.21	171.67	-130.46	24.0%
562.15 · Telephone	0.00	200.00	-200.00	0.0%
562.20 · Internet	129.95	133.92	-3.97	97.0%
562.25 · Cell Phone	65.45	111.58	-46.13	58.7%
562.30 · Pest Control	0.00	85.83	-85.83	0.0%
562.40 · Garbage	18.27	42.92	-24.65	42.6%
562.45 · Alarm	96.00	34.33	61.67	279.6%
562.50 · Postage	300.00	257.50	42.50	116.5%
562.55 · Office Supplies	494.61	257.50	237.11	192.1%
562.60 · Copy Equipment & Supplies	394.03	374.25	19.78	105.3%
562.65 · Office Equipment	0.00	17.17	-17.17	0.0%
562.70 · Dues,Subscriptions, Memberships	0.00	326.17	-326.17	0.0%
562.75 · Lien Filing & Recording Fees	9.00	4.33	4.67	207.9%
562.80 · Software License and Support	750.00	197.42	552.58	379.9%
562.85 · Bank Service Charges	0.00	291.83	-291.83	0.0%
562.00 · OFFICE SUPPLIES & OTHER EXPENSE - Other	218.60			
<b>Total 562.00 · OFFICE SUPPLIES &amp; OTHER EXPENSE</b>	<b>2,517.12</b>	<b>2,506.42</b>	<b>10.70</b>	<b>100.4%</b>
563.00 · CONTRACTUAL SERVICES				
563.10 · Auditor	0.00	554.50	-554.50	0.0%
563.20 · County Counsel	0.00	171.67	-171.67	0.0%
563.40 · LAFCO	0.00	115.92	-115.92	0.0%
563.50 · County of Lake Collection Svcs	0.00	107.33	-107.33	0.0%
<b>Total 563.00 · CONTRACTUAL SERVICES</b>	<b>0.00</b>	<b>949.42</b>	<b>-949.42</b>	<b>0.0%</b>
564.00 · PROPERTY INS.,INJURIES& DAMAGES				
564.10 · Liability Insurance	1,065.52	1,376.50	-310.98	77.4%
<b>Total 564.00 · PROPERTY INS.,INJURIES&amp; DAMAGES</b>	<b>1,065.52</b>	<b>1,376.50</b>	<b>-310.98</b>	<b>77.4%</b>
565.00 · EMPLOYEES RETIREMENT & BENEFITS				

8:58 AM  
04/06/21  
Accrual Basis

## Buckingham Park Water District

Profit & Loss Budget vs. Actual  
March 2021

	Mar 21	Budget	\$ Over Bud...	% of Budget
565.10 · PERS Medical	2,681.10	2,515.00	166.10	106.6%
565.20 · PERS/ Pension/ Retirement	755.45	2,575.00	-1,819.55	29.3%
565.30 · Payroll Taxes				
565.31 · FICA (Federal Ins.Contribution)	2,354.21	2,376.92	-22.71	99.0%
565.32 · SUI (State Unemployment Ins)	28.39	180.83	-152.44	15.7%
Total 565.30 · Payroll Taxes	2,382.60	2,557.75	-175.15	93.2%
565.40 · Workers Comp Insurance	635.48	588.67	46.81	108.0%
Total 565.00 · EMPLOYEES RETIREMENT & BENEFITS	6,454.63	8,236.42	-1,781.79	78.4%
568.00 · MAINTENANCE - GENERAL PLANT				
568.10 · Supplies	240.54	128.75	111.79	186.8%
Total 568.00 · MAINTENANCE - GENERAL PLANT	240.54	128.75	111.79	186.8%
569.00 · OTHER				
569.10 · Employee Uniforms	0.00	25.75	-25.75	0.0%
569.20 · Seminar/Training Registration	0.00	42.92	-42.92	0.0%
569.30 · Training-lodging,meals& mileage	60.00	51.50	8.50	116.5%
569.40 · Mileage Expense	0.00	8.58	-8.58	0.0%
569.45 · Outside Services	45.00	83.33	-38.33	54.0%
Total 569.00 · OTHER	105.00	212.08	-107.08	49.5%
Total ADMINISTRATIVE & GENERAL	26,563.05	25,241.48	1,321.57	105.2%
CUSTOMER ACCOUNTS				
551.00 · SUPERVISION,METER READING&OTHER				
551.10 · Wages	488.84	331.08	157.76	147.7%
Total 551.00 · SUPERVISION,METER READING&OTHER	488.84	331.08	157.76	147.7%
Total CUSTOMER ACCOUNTS	488.84	331.08	157.76	147.7%
PUMPING				
521.00 · SUPERVISION, LABOR & EXPENSE				
521.10 · Wages	0.00	22.08	-22.08	0.0%
521.20 · PG&E / Electricity	1,298.43	1,502.08	-203.65	86.4%
Total 521.00 · SUPERVISION, LABOR & EXPENSE	1,298.43	1,524.16	-225.73	85.2%
522.00 · MAINTENANCE,STRUCTURES & IMPROV				
522.10 · Outside Services	1,137.68			
522.20 · Supplies	0.00	8.58	-8.58	0.0%
Total 522.00 · MAINTENANCE,STRUCTURES & IMPROV	1,137.68	8.58	1,129.10	13,259.7%
Total PUMPING	2,436.11	1,532.74	903.37	158.9%
SOURCE OF SUPPLY				
511.00 · SUPERVISION, LABOR & EXPENSES				
511.10 · Wages	0.00	22.08	-22.08	0.0%
511.20 · PG&E / Electricity	474.03	515.00	-40.97	92.0%
512.40 · Testing	214.00	458.33	-244.33	46.7%
Total 511.00 · SUPERVISION, LABOR & EXPENSES	688.03	995.41	-307.38	69.1%
512.00 · MAINTENANCE/STRUCTURES & IMPROV				
512.20 · Supplies	15.00	8.58	6.42	174.8%
Total 512.00 · MAINTENANCE/STRUCTURES & IMPROV	15.00	8.58	6.42	174.8%
Total SOURCE OF SUPPLY	703.03	1,003.99	-300.96	70.0%
TRANSMISSION & DISTRIBUTION				
541.00 · SUPERVISION, LABOR & EXPENSES				
541.10 · Wages	3,913.66	1,578.23	2,335.43	248.0%
541.20 · PG&E / Electricity	234.09	429.17	-195.08	54.5%
541.40 · Safety & Security	0.00	42.92	-42.92	0.0%
541.50 · State Water Board Licensing	0.00	128.75	-128.75	0.0%

8:58 AM  
04/06/21  
Accrual Basis

## Buckingham Park Water District

Profit & Loss Budget vs. Actual  
March 2021

	Mar 21	Budget	\$ Over Bud...	% of Budget
541.60 · Mileage Expense	194.40	206.00	-11.60	94.4%
541.70 · Testing	70.00	231.75	-161.75	30.2%
541.75 · Propane	0.00	17.17	-17.17	0.0%
<b>Total 541.00 · SUPERVISION, LABOR &amp; EXPENSES</b>	<b>4,412.15</b>	<b>2,633.99</b>	<b>1,778.16</b>	<b>167.5%</b>
<b>542.00 · MAINTENANCE,STRUCTURES &amp; IMPROV</b>				
542.10 · Outside Services	2,075.59	42.92	2,032.67	4,836.0%
542.20 · Supplies	0.00	17.17	-17.17	0.0%
542.30 · Tools	587.57	154.50	433.07	380.3%
542.40 · Equipment Rental	0.00	25.75	-25.75	0.0%
<b>Total 542.00 · MAINTENANCE,STRUCTURES &amp; IMPROV</b>	<b>2,663.16</b>	<b>240.34</b>	<b>2,422.82</b>	<b>1,108.1%</b>
<b>Total TRANSMISSION &amp; DISTRIBUTION</b>	<b>7,075.31</b>	<b>2,874.33</b>	<b>4,200.98</b>	<b>246.2%</b>
<b>WATER TREATMENT</b>				
<b>531.00 · SUPERVISION, LABOR &amp; EXPENSE</b>				
531.10 · Wages	10,191.15	6,511.54	3,679.61	156.5%
531.15 · PG&E / Electricity	247.32	257.50	-10.18	96.0%
531.20 · Chemicals-PreChlor Sodium Hypo	125.61	394.83	-269.22	31.8%
531.25 · Chemicals-PostChlor Sodium Hypo	141.62	171.67	-30.05	82.5%
531.30 · Chemicals - Coagulant	420.70	858.33	-437.63	49.0%
531.35 · Chemicals - Coagulant Aid	0.00	51.50	-51.50	0.0%
531.40 · Testing - Lab	155.00	188.83	-33.83	82.1%
531.45 · In Plant Test	504.64	171.67	332.97	294.0%
531.55 · State Water Board Licensing	0.00	128.75	-128.75	0.0%
531.60 · CUPA Permit & other permits	0.00	111.58	-111.58	0.0%
531.70 · Alarm	96.00	25.75	70.25	372.8%
531.75 · Propane	0.00	17.17	-17.17	0.0%
<b>Total 531.00 · SUPERVISION, LABOR &amp; EXPENSE</b>	<b>11,882.04</b>	<b>8,889.12</b>	<b>2,992.92</b>	<b>133.7%</b>
<b>532.00 · MAINTENANCE,STRUCTURES &amp; IMPROV</b>				
532.10 · Outside Services	80.00	42.92	37.08	186.4%
532.20 · Supplies	0.00	128.75	-128.75	0.0%
532.30 · Tools	0.00	51.50	-51.50	0.0%
532.40 · Equipment Rental	0.00	85.83	-85.83	0.0%
<b>Total 532.00 · MAINTENANCE,STRUCTURES &amp; IMPROV</b>	<b>80.00</b>	<b>309.00</b>	<b>-229.00</b>	<b>25.9%</b>
<b>Total WATER TREATMENT</b>	<b>11,962.04</b>	<b>9,198.12</b>	<b>2,763.92</b>	<b>130.0%</b>
<b>Total Expense</b>	<b>49,228.38</b>	<b>40,181.74</b>	<b>9,046.64</b>	<b>122.5%</b>
<b>Net Ordinary Income</b>	<b>-14,329.67</b>	<b>1,492.01</b>	<b>-15,821.68</b>	<b>-960.4%</b>
<b>Other Income/Expense</b>				
<b>Other Income</b>				
<b>NON-OPERATING REVENUE</b>				
<b>492.00 · INTEREST REVENUE</b>				
492.20 · Bank/Investment Interest Receiv	0.00	416.67	-416.67	0.0%
<b>Total 492.00 · INTEREST REVENUE</b>	<b>0.00</b>	<b>416.67</b>	<b>-416.67</b>	<b>0.0%</b>
<b>498.00 · OTHER NON-OPERATING REVENUES</b>				
498.10 · LATE FEES & PENALTIES				
Carrying Charges	330.00			
<b>Total 498.10 · LATE FEES &amp; PENALTIES</b>	<b>330.00</b>			
498.20 · Application Processing Fee	450.00			
498.25 · Liens	600.00			
498.45 · CIP Reserve	10,442.00	10,847.75	-405.75	96.3%
<b>Total 498.00 · OTHER NON-OPERATING REVENUES</b>	<b>11,822.00</b>	<b>10,847.75</b>	<b>974.25</b>	<b>109.0%</b>
<b>Total NON-OPERATING REVENUE</b>	<b>11,822.00</b>	<b>11,264.42</b>	<b>557.58</b>	<b>104.9%</b>
<b>Total Other Income</b>	<b>11,822.00</b>	<b>11,264.42</b>	<b>557.58</b>	<b>104.9%</b>
<b>Other Expense</b>				

8:58 AM  
04/06/21  
Accrual Basis

**Buckingham Park Water District**  
Profit & Loss Budget vs. Actual  
March 2021

	<u>Mar 21</u>	<u>Budget</u>	<u>\$ Over Bud...</u>	<u>% of Budget</u>
590.00 · CAPITAL EXPENSES & MAJOR MAINT				
590.10 · SMALL CAPITAL PROJECTS	115.00			
Total 590.00 · CAPITAL EXPENSES & MAJOR MAINT	115.00			
Total Other Expense	115.00			
Net Other Income	11,707.00	11,264.42	442.58	103.9%
Net Income	<u>-2,622.67</u>	<u>12,756.43</u>	<u>-15,379.10</u>	<u>-20.6%</u>

**Buckingham Park Water District**  
Profit & Loss Budget vs. Actual  
March 2021

REVENUE LESS THAN 100%

EXPENSES GREATER THAN 125%

VARIANCES/NOTES

	Mar 21	Budget	\$ Over Budget	% of Budget	
Ordinary Income/Expense					
Income					
411.00 · WATER SALES					
411.10 · Residential	2,350.90	7,368.00	-5,017.10	31.91%	OK Due to auto pay error See Quick Reports
411.20 · Commercial	85.61	500.00	-414.39	17.12%	Budget Numbers off
411.00 · WATER SALES - Other	-112.30				
Total 411.00 · WATER SALES	2,324.21	7,868.00	-5,543.79	29.54%	
421.00 · WATER SERVICES					
421.50 · Other					
421.51 · Residential Base Rate	32,287.50	33,360.17	-1,072.67	96.79%	OK
421.52 · Business Base Rate	287.00	445.58	-158.58	64.41%	Budget Numbers off
Total 421.50 · Other	32,574.50	33,805.75	-1,231.25	96.36%	
Total 421.00 · WATER SERVICES	32,574.50	33,805.75	-1,231.25	96.36%	
Total Income	34,898.71	41,673.75	-6,775.04	83.74%	
Gross Profit	34,898.71	41,673.75	-6,775.04	83.74%	
Expense					
ADMINISTRATIVE & GENERAL					
561.00 · Salaries					
561.10 · Wages	12,363.67	8,481.85	3,881.82	145.77%	Varies
561.20 · Paid Time Off	398.85	1,076.77	-677.92	37.04%	
561.25 · Sick Pay	340.32	625.92	-285.60	54.37%	
561.30 · Holiday Pay	933.04	0.00	933.04	100.0%	
561.35 · Bereavement	0.00	156.50	-156.50	0.0%	
561.40 · Admin & General O.T. Wages	576.62	418.31	158.31	137.85%	Wrong date on paycheck
561.45 · Standby Stipend	1,260.00	930.00	330.00	135.48%	Wrong date on paycheck
561.50 · Call Back Pay	307.74	142.54	165.20	215.9%	OK Low Cl2, Power Flux
Total 561.00 · Salaries	16,180.24	11,831.89	4,348.35	136.75%	
562.00 · OFFICE SUPPLIES & OTHER EXPENSE					
562.10 · PG&E/Utilities	41.21	171.67	-130.46	24.01%	
562.15 · Telephone	0.00	200.00	-200.00	0.0%	
562.20 · Internet	129.95	133.92	-3.97	97.04%	
562.25 · Cell Phone	65.45	111.58	-46.13	58.66%	
562.30 · Pest Control	0.00	85.83	-85.83	0.0%	
562.40 · Garbage	18.27	42.92	-24.65	42.57%	
562.45 · Alarm	96.00	34.33	61.67	279.64%	3 Month billing cycle
562.50 · Postage	300.00	257.50	42.50	116.51%	
562.55 · Office Supplies	494.61	257.50	237.11	192.08%	ok Bulk Cleaning supplies
562.60 · Copy Equipment & Supplies	394.03	374.25	19.78	105.29%	



**Buckingham Park Water District**  
Profit & Loss Budget vs. Actual  
March 2021

REVENUE LESS THAN 100%

EXPENSES GREATER THAN 125%

VARIANCES/NOTES

	<u>Mar 21</u>	<u>Budget</u>	<u>\$ Over Budget</u>	<u>% of Budget</u>	
562.65 · Office Equipment	0.00	17.17	-17.17	0.0%	
562.70 · Dues,Subscriptions, Memberships	0.00	326.17	-326.17	0.0%	
562.75 · Lien Filing & Recording Fees	9.00	4.33	4.67	207.85%	Copy of grant deeds x2
562.80 · Software License and Support	750.00	197.42	552.58	379.9%	annual QB subscription
562.85 · Bank Service Charges	0.00	291.83	-291.83	0.0%	
562.00 · OFFICE SUPPLIES & OTHER EXPENSE - Other	218.60				
<b>Total 562.00 · OFFICE SUPPLIES &amp; OTHER EXPENSE</b>	<b>2,517.12</b>	<b>2,506.42</b>	<b>10.70</b>	<b>100.43%</b>	
<b>563.00 · CONTRACTUAL SERVICES</b>					
563.10 · Auditor	0.00	554.50	-554.50	0.0%	
563.20 · County Counsel	0.00	171.67	-171.67	0.0%	
563.40 · LAFCO	0.00	115.92	-115.92	0.0%	
563.50 · County of Lake Collection Svcs	0.00	107.33	-107.33	0.0%	
<b>Total 563.00 · CONTRACTUAL SERVICES</b>	<b>0.00</b>	<b>949.42</b>	<b>-949.42</b>	<b>0.0%</b>	
<b>564.00 · PROPERTY INS.,INJURIES&amp; DAMAGES</b>					
564.10 · Liability Insurance	1,065.52	1,376.50	-310.98	77.41%	
<b>Total 564.00 · PROPERTY INS.,INJURIES&amp; DAMAGES</b>	<b>1,065.52</b>	<b>1,376.50</b>	<b>-310.98</b>	<b>77.41%</b>	
<b>565.00 · EMPLOYEES RETIREMENT &amp; BENEFITS</b>					
565.10 · PERS Medical	2,681.10	2,515.00	166.10	106.6%	
565.20 · PERS/ Pension/ Retirement	755.45	2,575.00	-1,819.55	29.34%	
565.30 · Payroll Taxes					
565.31 · FICA (Federal Ins.Contribution)	2,354.21	2,376.92	-22.71	99.05%	
565.32 · SUI (State Unemployment Ins)	28.39	180.83	-152.44	15.7%	
<b>Total 565.30 · Payroll Taxes</b>	<b>2,382.60</b>	<b>2,557.75</b>	<b>-175.15</b>	<b>93.15%</b>	
565.40 · Workers Comp Insurance	635.48	588.67	46.81	107.95%	
<b>Total 565.00 · EMPLOYEES RETIREMENT &amp; BENEFITS</b>	<b>6,454.63</b>	<b>8,236.42</b>	<b>-1,781.79</b>	<b>78.37%</b>	
<b>568.00 · MAINTENANCE - GENERAL PLANT</b>					
568.10 · Supplies	240.54	128.75	111.79	186.83%	Valve Repair kit
<b>Total 568.00 · MAINTENANCE - GENERAL PLANT</b>	<b>240.54</b>	<b>128.75</b>	<b>111.79</b>	<b>186.83%</b>	
<b>569.00 · OTHER</b>					
569.10 · Employee Uniforms	0.00	25.75	-25.75	0.0%	
569.20 · Seminar/Training Registration	0.00	42.92	-42.92	0.0%	
569.30 · Training-lodging,meals& mileage	60.00	51.50	8.50	116.51%	
569.40 · Mileage Expense	0.00	8.58	-8.58	0.0%	
569.45 · Outside Services	45.00	83.33	-38.33	54.0%	
<b>Total 569.00 · OTHER</b>	<b>105.00</b>	<b>212.08</b>	<b>-107.08</b>	<b>49.51%</b>	
<b>Total ADMINISTRATIVE &amp; GENERAL</b>	<b>26,563.05</b>	<b>25,241.48</b>	<b>1,321.57</b>	<b>105.24%</b>	
<b>CUSTOMER ACCOUNTS</b>					
551.00 · SUPERVISION,METER READING&OTHER					

**Buckingham Park Water District**  
Profit & Loss Budget vs. Actual  
March 2021

REVENUE LESS THAN 100%

EXPENSES GREATER THAN 125%

VARIANCES/NOTES

	Mar 21	Budget	\$ Over Budget	% of Budget	
551.10 · Wages	488.84	331.08	157.76	147.65%	Varies
Total 551.00 · SUPERVISION,METER READING&OTHER	488.84	331.08	157.76	147.65%	
Total CUSTOMER ACCOUNTS	488.84	331.08	157.76	147.65%	
<b>PUMPING</b>					
521.00 · SUPERVISION, LABOR & EXPENSE					
521.10 · Wages	0.00	22.08	-22.08	0.0%	
521.20 · PG&E / Electricity	1,298.43	1,502.08	-203.65	86.44%	
Total 521.00 · SUPERVISION, LABOR & EXPENSE	1,298.43	1,524.16	-225.73	85.19%	
522.00 · MAINTENANCE,STRUCTURES & IMPROV					
522.10 · Outside Services	1,137.68				
522.20 · Supplies	0.00	8.58	-8.58	0.0%	
Total 522.00 · MAINTENANCE,STRUCTURES & IMPROV	1,137.68	8.58	1,129.10	13,259.67%	
Total PUMPING	2,436.11	1,532.74	903.37	158.94%	
<b>SOURCE OF SUPPLY</b>					
511.00 · SUPERVISION, LABOR & EXPENSES					
511.10 · Wages	0.00	22.08	-22.08	0.0%	
511.20 · PG&E / Electricity	474.03	515.00	-40.97	92.05%	
512.40 · Testing	214.00	458.33	-244.33	46.69%	
Total 511.00 · SUPERVISION, LABOR & EXPENSES	688.03	995.41	-307.38	69.12%	
512.00 · MAINTENANCE/STRUCTURES & IMPROV					
512.20 · Supplies	15.00	8.58	6.42	174.83%	Plant supplies
Total 512.00 · MAINTENANCE/STRUCTURES & IMPROV	15.00	8.58	6.42	174.83%	
Total SOURCE OF SUPPLY	703.03	1,003.99	-300.96	70.02%	
<b>TRANSMISSION &amp; DISTRIBUTION</b>					
541.00 · SUPERVISION, LABOR & EXPENSES					
541.10 · Wages	3,913.66	1,578.23	2,335.43	247.98%	wrong date on paycheck
541.20 · PG&E / Electricity	234.09	429.17	-195.08	54.55%	
541.40 · Safety & Security	0.00	42.92	-42.92	0.0%	
541.50 · State Water Board Licensing	0.00	128.75	-128.75	0.0%	
541.60 · Mileage Expense	194.40	206.00	-11.60	94.37%	
541.70 · Testing	70.00	231.75	-161.75	30.21%	
541.75 · Propane	0.00	17.17	-17.17	0.0%	
Total 541.00 · SUPERVISION, LABOR & EXPENSES	4,412.15	2,633.99	1,778.16	167.51%	
542.00 · MAINTENANCE,STRUCTURES & IMPROV					
542.10 · Outside Services	2,075.59	42.92	2,032.67	4,835.95%	Drying bed cleanout
542.20 · Supplies	0.00	17.17	-17.17	0.0%	
542.30 · Tools	587.57	154.50	433.07	380.3%	Pump parts

**Buckingham Park Water District**  
Profit & Loss Budget vs. Actual  
March 2021

REVENUE LESS THAN 100%

EXPENSES GREATER THAN 125%

VARIANCES/NOTES

	Mar 21	Budget	\$ Over Budget	% of Budget	
542.40 · Equipment Rental	0.00	25.75	-25.75	0.0%	
Total 542.00 · MAINTENANCE,STRUCTURES & IMPROV	2,663.16	240.34	2,422.82	1,108.08%	
Total TRANSMISSION & DISTRIBUTION	7,075.31	2,874.33	4,200.98	246.16%	
<b>WATER TREATMENT</b>					
531.00 · SUPERVISION, LABOR & EXPENSE					
531.10 · Wages	10,191.15	6,511.54	3,679.61	156.51%	Wrong date on check
531.15 · PG&E / Electricity	247.32	257.50	-10.18	96.05%	
531.20 · Chemicals-PreChlor Sodium Hypo	125.61	394.83	-269.22	31.81%	
531.25 · Chemicals-PostChlor Sodium Hypo	141.62	171.67	-30.05	82.5%	
531.30 · Chemicals - Coagulent	420.70	858.33	-437.63	49.01%	
531.35 · Chemicals - Coagulent Aid	0.00	51.50	-51.50	0.0%	
531.40 · Testing - Lab	155.00	188.83	-33.83	82.08%	
531.45 · In Plant Test	504.64	171.67	332.97	293.96%	Testing reagents and chemicals
531.55 · State Water Board Licensing	0.00	128.75	-128.75	0.0%	
531.60 · CUPA Permit & other permits	0.00	111.58	-111.58	0.0%	
531.70 · Alarm	96.00	25.75	70.25	372.82%	3 month billing cycle
531.75 · Propane	0.00	17.17	-17.17	0.0%	
Total 531.00 · SUPERVISION, LABOR & EXPENSE	11,882.04	8,889.12	2,992.92	133.67%	
532.00 · MAINTENANCE,STRUCTURES & IMPROV					
532.10 · Outside Services	80.00	42.92	37.08	186.39%	ford Ranger repairs
532.20 · Supplies	0.00	128.75	-128.75	0.0%	
532.30 · Tools	0.00	51.50	-51.50	0.0%	
532.40 · Equipment Rental	0.00	85.83	-85.83	0.0%	
Total 532.00 · MAINTENANCE,STRUCTURES & IMPROV	80.00	309.00	-229.00	25.89%	
Total WATER TREATMENT	11,962.04	9,198.12	2,763.92	130.05%	
Total Expense	49,228.38	40,181.74	9,046.64	122.51%	
Net Ordinary Income	-14,329.67	1,492.01	-15,821.68	-960.43%	
Other Income/Expense					
Other Income					
<b>NON-OPERATING REVENUE</b>					
492.00 · INTEREST REVENUE					
492.20 · Bank/Investment Interest Receiv	0.00	416.67	-416.67	0.0%	OK
Total 492.00 · INTEREST REVENUE	0.00	416.67	-416.67	0.0%	
498.00 · OTHER NON-OPERATING REVENUES					
498.10 · LATE FEES & PENALTIES					
Carrying Charges	330.00				
Total 498.10 · LATE FEES & PENALTIES	330.00				
498.20 · Application Processing Fee	450.00				

**Buckingham Park Water District**  
 Profit & Loss Budget vs. Actual  
 March 2021

REVENUE LESS THAN 100%

EXPENSES GREATER THAN 125%

VARIANCES/NOTES

	<u>Mar 21</u>	<u>Budget</u>	<u>\$ Over Budget</u>	<u>% of Budget</u>
498.25 · Liens	600.00			
498.45 · CIP Reserve	10,442.00	10,847.75	-405.75	96.26% ok
Total 498.00 · OTHER NON-OPERATING REVENUES	11,822.00	10,847.75	974.25	108.98%
Total NON-OPERATING REVENUE	11,822.00	11,264.42	557.58	104.95%
Total Other Income	11,822.00	11,264.42	557.58	104.95%
Other Expense				
590.00 · CAPITAL EXPENSES & MAJOR MAINT				
590.10 · SMALL CAPITAL PROJECTS	115.00			
Total 590.00 · CAPITAL EXPENSES & MAJOR MAINT	115.00			
Total Other Expense	115.00			
Net Other Income	11,707.00	11,264.42	442.58	103.93%
Net Income	-2,622.67	12,756.43	-15,379.10	-20.56%

8:47 AM

04/21/21

Accrual Basis

## Buckingham Park Water District Transaction Detail By Account

March 2021

Type	Date	Num	Name	Memo	Class	Clr	Split	Amount	Balance
<b>411.00 · WATER SALES</b>									
<b>411.10 · Residential</b>									
Check	03/02/2021	2504	[REDACTED]	Reimburseme...			115 · Umpqua ...	-8,046.72	-8,046.72
General Journal	03/31/2021	46985	Water Sales	March 2021			200-30 · Utility ...	10,397.62	2,350.90
Total 411.10 · Residential								2,350.90	2,350.90
Total 411.00 · WATER SALES								2,350.90	2,350.90
<b>TOTAL</b>								<b>2,350.90</b>	<b>2,350.90</b>

8:47 AM

04/21/21

Accrual Basis

## Buckingham Park Water District Transaction Detail By Account

February 2021

Type	Date	Num	Name	Memo	Class	Clr	Split	Amount	Balance
<b>411.00 · WATER SALES</b>									
<b>411.10 · Residential</b>									
General Journal	02/28/2021	46977	Water Sales	February 2021			200-30 · Utility ...	6,113.17	6,113.17
General Journal	02/28/2021	46977	Water Sales	February 2021			200-30 · Utility ...	8,046.72	14,159.89
Total 411.10 · Residential								14,159.89	14,159.89
Total 411.00 · WATER SALES								14,159.89	14,159.89
<b>TOTAL</b>								<b>14,159.89</b>	<b>14,159.89</b>

9:23 AM

04/21/21

Accrual Basis

**Buckingham Park Water District  
Transaction Detail By Account  
March 2021**

Type	Date	Num	Name	Memo	Amount
<b>411.00 · WATER SALES</b>					
<b>411.20 · Commercial</b>					
General Journal	03/31/2021	46985	Water Sales	March 2021	85.61
Total 411.20 · Commercial					<u>85.61</u>
Total 411.00 · WATER SALES					<u>85.61</u>
<b>TOTAL</b>					<b><u><u>85.61</u></u></b>

9:23 AM

04/21/21

Accrual Basis

**Buckingham Park Water District**  
**Transaction Detail By Account**  
**March 2021**

Type	Date	Num	Name	Memo	Amount
421.00 · WATER SERVICES					
421.50 · Other					
421.51 · Residential Base Rate					
General Journal	03/31/2021	46985	Water Sales	March 2021	32,287.50
Total 421.51 · Residential Base Rate					32,287.50
Total 421.50 · Other					32,287.50
Total 421.00 · WATER SERVICES					32,287.50
<b>TOTAL</b>					<b>32,287.50</b>



9:24 AM

04/21/21

Accrual Basis

**Buckingham Park Water District  
Transaction Detail By Account  
March 2021**

Type	Date	Num	Name	Memo	Amount
<b>421.00 · WATER SERVICES</b>					
421.50 · Other					
421.52 · Business Base Rate					
General Journal	03/31/2021	46985	Water Sales	March 2021	287.00
Total 421.52 · Business Base Rate					287.00
Total 421.50 · Other					287.00
Total 421.00 · WATER SERVICES					287.00
<b>TOTAL</b>					<b>287.00</b>

9:24 AM

04/21/21

Accrual Basis

**Buckingham Park Water District  
Transaction Detail By Account  
March 2021**

Type	Date	Num	Name	Memo	Amount
<b>ADMINISTRATIVE &amp; GENERAL</b>					
561.00 · Salaries					
561.10 · Wages					
Paycheck	03/05/2021	2499	Ahimsah O Wonderwheel		2,402.40
Paycheck	03/05/2021	2501	Lori A Gonzalez		1,520.81
Paycheck	03/05/2021	2502	Nakia D Foskett		240.00
Paycheck	03/19/2021	2517	Ahimsah O Wonderwheel		2,402.40
Paycheck	03/19/2021	2519	Lori A Gonzalez		1,324.06
Paycheck	03/19/2021	2520	Nakia D Foskett		60.00
Paycheck	03/29/2021	2534	Ahimsah O Wonderwheel	VOID:	0.00
Paycheck	03/29/2021	2536	Lori A Gonzalez	VOID:	0.00
Paycheck	03/29/2021	2537	Nakia D Foskett	VOID:	0.00
Paycheck	03/29/2021	2539	Ahimsah O Wonderwheel		2,612.40
Paycheck	03/29/2021	2541	Lori A Gonzalez		1,701.60
Paycheck	03/29/2021	2542	Nakia D Foskett		100.00
Total 561.10 · Wages					12,363.67
Total 561.00 · Salaries					12,363.67
Total ADMINISTRATIVE & GENERAL					12,363.67
<b>TOTAL</b>					<b>12,363.67</b>

9:25 AM

04/21/21

Accrual Basis

**Buckingham Park Water District**  
**Transaction Detail By Account**  
**March 2021**

Type	Date	Num	Name	Memo	Amount
<b>ADMINISTRATIVE &amp; GENERAL</b>					
561.00 · Salaries					
561.40 · Admin& General O.T. Wages					
Paycheck	03/05/2021	2499	Ahimsah O Wonderwheel		226.80
Paycheck	03/05/2021	2501	Lori A Gonzalez		63.82
Paycheck	03/19/2021	2517	Ahimsah O Wonderwheel		88.20
Paycheck	03/19/2021	2519	Lori A Gonzalez		31.91
Paycheck	03/29/2021	2534	Ahimsah O Wonderwheel	VOID:	0.00
Paycheck	03/29/2021	2536	Lori A Gonzalez	VOID:	0.00
Paycheck	03/29/2021	2539	Ahimsah O Wonderwheel		126.00
Paycheck	03/29/2021	2541	Lori A Gonzalez		39.89
Total 561.40 · Admin& General O.T. Wages					576.62
Total 561.00 · Salaries					576.62
Total ADMINISTRATIVE & GENERAL					576.62
<b>TOTAL</b>					<b>576.62</b>

9:25 AM

04/21/21

Accrual Basis

**Buckingham Park Water District**  
**Transaction Detail By Account**  
**March 2021**

Type	Date	Num	Name	Memo	Amount
<b>ADMINISTRATIVE &amp; GENERAL</b>					
561.00 · Salaries					
561.45 · Standby Stipend					
Paycheck	03/05/2021	2500	Alan Mitchell		210.00
Paycheck	03/05/2021	2503	William A Rae		210.00
Paycheck	03/19/2021	2518	Alan Mitchell		210.00
Paycheck	03/19/2021	2521	William A Rae		210.00
Paycheck	03/29/2021	2535	Alan Mitchell	VOID:	0.00
Paycheck	03/29/2021	2538	William A Rae	VOID:	0.00
Paycheck	03/29/2021	2540	Alan Mitchell		210.00
Paycheck	03/29/2021	2543	William A Rae		210.00
Total 561.45 · Standby Stipend					1,260.00
Total 561.00 · Salaries					1,260.00
Total ADMINISTRATIVE & GENERAL					1,260.00
<b>TOTAL</b>					<b>1,260.00</b>

9:25 AM

04/21/21

Accrual Basis

**Buckingham Park Water District**  
**Transaction Detail By Account**  
**March 2021**

Type	Date	Num	Name	Memo	Amount
<b>ADMINISTRATIVE &amp; GENERAL</b>					
561.00 · Salaries					
561.50 · Call Back Pay					
Paycheck	03/05/2021	2500	Alan Mitchell		122.44
Paycheck	03/19/2021	2518	Alan Mitchell		122.44
Paycheck	03/19/2021	2521	William A Rae		62.86
Total 561.50 · Call Back Pay					307.74
Total 561.00 · Salaries					307.74
Total ADMINISTRATIVE & GENERAL					307.74
<b>TOTAL</b>					<b>307.74</b>

9:26 AM

04/21/21

Accrual Basis

**Buckingham Park Water District  
Transaction Detail By Account  
March 2021**

<u>Type</u>	<u>Date</u>	<u>Num</u>	<u>Name</u>	<u>Memo</u>	<u>Amount</u>
<b>ADMINISTRATIVE &amp; GENERAL</b>					
<b>562.00 · OFFICE SUPPLIES &amp; OTHER EXPENSE</b>					
<b>562.45 · Alarm</b>					
Bill	03/01/2021	7419	High Country Security	Office Alarm	96.00
Total 562.45 · Alarm					96.00
Total 562.00 · OFFICE SUPPLIES & OTHER EXPENSE					96.00
Total ADMINISTRATIVE & GENERAL					96.00
<b>TOTAL</b>					<b>96.00</b>

9:26 AM

04/21/21

Accrual Basis

**Buckingham Park Water District**  
**Transaction Detail By Account**  
**March 2021**

Type	Date	Num	Name	Memo	Amount
<b>ADMINISTRATIVE &amp; GENERAL</b>					
<b>562.00 · OFFICE SUPPLIES &amp; OTHER EXPENSE</b>					
<b>562.55 · Office Supplies</b>					
Bill	03/08/2021	15157...	Quill	Cleaning Supplies	464.60
Bill	03/11/2021	15261...	Quill	Copy Paper	30.01
Total 562.55 · Office Supplies					494.61
Total 562.00 · OFFICE SUPPLIES & OTHER EXPENSE					494.61
Total ADMINISTRATIVE & GENERAL					494.61
<b>TOTAL</b>					<b>494.61</b>

9:27 AM

04/21/21

Accrual Basis

**Buckingham Park Water District**  
**Transaction Detail By Account**  
**March 2021**

Type	Date	Num	Name	Memo	Amount
<b>ADMINISTRATIVE &amp; GENERAL</b>					
<b>562.00 · OFFICE SUPPLIES &amp; OTHER EXPENSE</b>					
<b>562.75 · Lien Filing &amp; Recording Fees</b>					
Bill	03/24/2021		Lake County Recorder	Copy of Grant Deed for 440-021-04	4.50
Bill	03/24/2021		Lake County Recorder	Copy of Grant Deed for 440-021-05	4.50
Total 562.75 · Lien Filing & Recording Fees					9.00
Total 562.00 · OFFICE SUPPLIES & OTHER EXPENSE					9.00
Total ADMINISTRATIVE & GENERAL					9.00
<b>TOTAL</b>					<b>9.00</b>



9:27 AM

04/21/21

Accrual Basis

**Buckingham Park Water District**  
**Transaction Detail By Account**  
**March 2021**

Type	Date	Num	Name	Memo	Amount
<b>ADMINISTRATIVE &amp; GENERAL</b>					
<b>562.00 · OFFICE SUPPLIES &amp; OTHER EXPENSE</b>					
<b>562.80 · Software License and Support</b>					
Bill	03/01/2021	CCD9...	Streamline	CCD983CA-0004	100.00
Check	03/15/2021	ACH	Intuit QuickBooks P...	Yearly payroll tax subscription	650.00
Total 562.80 · Software License and Support					750.00
Total 562.00 · OFFICE SUPPLIES & OTHER EXPENSE					750.00
Total ADMINISTRATIVE & GENERAL					750.00
<b>TOTAL</b>					<b>750.00</b>

9:28 AM

04/21/21

Accrual Basis

**Buckingham Park Water District**  
**Transaction Detail By Account**  
**March 2021**

Type	Date	Num	Name	Memo	Amount
<b>ADMINISTRATIVE &amp; GENERAL</b>					
<b>568.00 · MAINTENANCE - GENERAL PLANT</b>					
<b>568.10 · Supplies</b>					
Bill	03/10/2021	59147	T&T Valve and Instr...	PO #2344 - Parts for clarifier waste valve actuator	240.54
Total 568.10 · Supplies					240.54
Total 568.00 · MAINTENANCE - GENERAL PLANT					240.54
Total ADMINISTRATIVE & GENERAL					240.54
<b>TOTAL</b>					<b>240.54</b>

9:29 AM

04/21/21

Accrual Basis

**Buckingham Park Water District**  
**Transaction Detail By Account**  
**March 2021**

Type	Date	Num	Name	Memo	Amount
<b>CUSTOMER ACCOUNTS</b>					
551.00 · SUPERVISION,METER READING&OTHER					
551.10 · Wages					
Paycheck	03/05/2021	2500	Alan Mitchell		326.48
Paycheck	03/05/2021	2503	William A Rae		162.36
Total 551.10 · Wages					488.84
Total 551.00 · SUPERVISION,METER READING&OTHER					488.84
Total CUSTOMER ACCOUNTS					488.84
<b>TOTAL</b>					<b>488.84</b>

9:30 AM

04/21/21

Accrual Basis

**Buckingham Park Water District  
Transaction Detail By Account  
March 2021**

Type	Date	Num	Name	Memo	Amount
SOURCE OF SUPPLY					
512.00 · MAINTENANCE/STRUCTURES & IMPROV					
512.20 · Supplies					
Bill	03/08/2021	15157...	Quill		15.00
Total 512.20 · Supplies					15.00
Total 512.00 · MAINTENANCE/STRUCTURES & IMPROV					15.00
Total SOURCE OF SUPPLY					15.00
<b>TOTAL</b>					<b>15.00</b>

9:30 AM

04/21/21

Accrual Basis

**Buckingham Park Water District**  
**Transaction Detail By Account**  
 March 2021

Type	Date	Num	Name	Memo	Amount
<b>TRANSMISSION &amp; DISTRIBUTION</b>					
<b>541.00 · SUPERVISION, LABOR &amp; EXPENSES</b>					
<b>541.10 · Wages</b>					
Paycheck	03/05/2021	2500	Alan Mitchell		244.86
Paycheck	03/05/2021	2503	William A Rae		796.10
Paycheck	03/19/2021	2518	Alan Mitchell		591.75
Paycheck	03/19/2021	2521	William A Rae		864.19
Paycheck	03/29/2021	2535	Alan Mitchell	VOID:	0.00
Paycheck	03/29/2021	2538	William A Rae	VOID:	0.00
Paycheck	03/29/2021	2540	Alan Mitchell		489.72
Paycheck	03/29/2021	2543	William A Rae		927.04
Total 541.10 · Wages					3,913.66
Total 541.00 · SUPERVISION, LABOR & EXPENSES					3,913.66
Total TRANSMISSION & DISTRIBUTION					3,913.66
<b>TOTAL</b>					<b>3,913.66</b>

9:31 AM

04/21/21

Accrual Basis

**Buckingham Park Water District**  
**Transaction Detail By Account**  
 March 2021

Type	Date	Num	Name	Memo	Amount
<b>TRANSMISSION &amp; DISTRIBUTION</b>					
<b>542.00 · MAINTENANCE,STRUCTURES &amp; IMPROV</b>					
<b>542.10 · Outside Services</b>					
Bill	03/18/2021	14997	Burrell's Automotive	Valve cover, oil & filter temp sensor	300.59
Bill	03/24/2021		Terri Lujan	Equipment Rental	1,775.00
Total 542.10 · Outside Services					2,075.59
Total 542.00 · MAINTENANCE,STRUCTURES & IMPROV					2,075.59
Total TRANSMISSION & DISTRIBUTION					2,075.59
<b>TOTAL</b>					<b>2,075.59</b>

9:31 AM

04/21/21

Accrual Basis

**Buckingham Park Water District  
Transaction Detail By Account  
March 2021**

Type	Date	Num	Name	Memo	Amount
TRANSMISSION & DISTRIBUTION					
542.00 · MAINTENANCE,STRUCTURES & IMPROV					
542.30 · Tools					
Bill	03/09/2021	526317	USA Bluebook	PO #2346 - Reagents, pump and parts	587.57
Total 542.30 · Tools					<u>587.57</u>
Total 542.00 · MAINTENANCE,STRUCTURES & IMPROV					<u>587.57</u>
Total TRANSMISSION & DISTRIBUTION					<u>587.57</u>
<b>TOTAL</b>					<b><u>587.57</u></b>

9:32 AM

04/21/21

Accrual Basis

**Buckingham Park Water District**  
**Transaction Detail By Account**  
**March 2021**

Type	Date	Num	Name	Memo	Amount
<b>WATER TREATMENT</b>					
<b>531.00 · SUPERVISION, LABOR &amp; EXPENSE</b>					
<b>531.10 · Wages</b>					
Paycheck	03/05/2021	2500	Alan Mitchell		2,366.98
Paycheck	03/05/2021	2500	Alan Mitchell		107.14
Paycheck	03/05/2021	2503	William A Rae		717.54
Paycheck	03/05/2021	2503	William A Rae		7.86
Paycheck	03/19/2021	2518	Alan Mitchell		2,571.03
Paycheck	03/19/2021	2518	Alan Mitchell		183.66
Paycheck	03/19/2021	2521	William A Rae		644.21
Paycheck	03/19/2021	2521	William A Rae		15.72
Paycheck	03/29/2021	2535	Alan Mitchell	VOID:	0.00
Paycheck	03/29/2021	2535	Alan Mitchell	VOID:	0.00
Paycheck	03/29/2021	2538	William A Rae	VOID:	0.00
Paycheck	03/29/2021	2538	William A Rae	VOID:	0.00
Paycheck	03/29/2021	2540	Alan Mitchell		2,775.08
Paycheck	03/29/2021	2540	Alan Mitchell		76.53
Paycheck	03/29/2021	2543	William A Rae		686.11
Paycheck	03/29/2021	2543	William A Rae		39.29
Total 531.10 · Wages					10,191.15
Total 531.00 · SUPERVISION, LABOR & EXPENSE					10,191.15
Total WATER TREATMENT					10,191.15
<b>TOTAL</b>					<b>10,191.15</b>



9:33 AM

04/21/21

Accrual Basis

**Buckingham Park Water District**  
**Transaction Detail By Account**  
**March 2021**

Type	Date	Num	Name	Memo	Amount
<b>WATER TREATMENT</b>					
<b>531.00 · SUPERVISION, LABOR &amp; EXPENSE</b>					
<b>531.45 · In Plant Test</b>					
Bill	03/09/2021	526317	USA Bluebook	PO #2346 - Reagents, pump and parts	504.64
Bill	03/25/2021	553798	USA Bluebook	PO #2348	345.54
Total 531.45 · In Plant Test					850.18
Total 531.00 · SUPERVISION, LABOR & EXPENSE					850.18
Total WATER TREATMENT					850.18
<b>TOTAL</b>					<b>850.18</b>

9:33 AM  
 04/21/21  
 Accrual Basis

**Buckingham Park Water District  
 Transaction Detail By Account  
 March 2021**

<u>Type</u>	<u>Date</u>	<u>Num</u>	<u>Name</u>	<u>Memo</u>	<u>Amount</u>
<b>WATER TREATMENT</b>					
531.00 · SUPERVISION, LABOR & EXPENSE					
531.70 · Alarm					
Bill	03/01/2021	7419	High Country Security	Plant Alarm	96.00
Total 531.70 · Alarm					<u>96.00</u>
Total 531.00 · SUPERVISION, LABOR & EXPENSE					<u>96.00</u>
Total WATER TREATMENT					<u>96.00</u>
<b>TOTAL</b>					<u><u>96.00</u></u>

9:33 AM  
 04/21/21  
 Accrual Basis

**Buckingham Park Water District  
 Transaction Detail By Account  
 March 2021**

Type	Date	Num	Name	Memo	Amount
<b>WATER TREATMENT</b>					
532.00 · MAINTENANCE,STRUCTURES & IMPROV					
532.10 · Outside Services					
Bill	03/18/2021	14997	Burrell's Automotive		80.00
Total 532.10 · Outside Services					80.00
Total 532.00 · MAINTENANCE,STRUCTURES & IMPROV					80.00
Total WATER TREATMENT					80.00
<b>TOTAL</b>					<b>80.00</b>

9:34 AM  
 04/21/21  
 Accrual Basis

**Buckingham Park Water District  
 Transaction Detail By Account  
 March 2021**

Type	Date	Num	Name	Memo	Amount
<b>NON-OPERATING REVENUE</b>					
<b>498.00 · OTHER NON-OPERATING REVENUES</b>					
<b>498.45 · CIP Reserve</b>					
General Journal	03/31/2021	46985	Water Sales	March 2021	10,442.00
Total 498.45 · CIP Reserve					<u>10,442.00</u>
Total 498.00 · OTHER NON-OPERATING REVENUES					<u>10,442.00</u>
Total NON-OPERATING REVENUE					<u>10,442.00</u>
<b>TOTAL</b>					<u><u>10,442.00</u></u>

8:54 AM  
04/06/21  
Accrual Basis

## Buckingham Park Water District

Profit & Loss Budget vs. Actual  
July 2020 through March 2021

	Jul '20 - Ma...	Budget	\$ Over Bud...	% of Budget
<b>Ordinary Income/Expense</b>				
<b>Income</b>				
411.00 · WATER SALES				
411.10 · Residential	168,086.01	119,731.00	48,355.01	140.4%
411.20 · Commercial	1,002.24	4,500.00	-3,497.76	22.3%
411.00 · WATER SALES - Other	-475.15	0.00	-475.15	100.0%
<b>Total 411.00 · WATER SALES</b>	<b>168,613.10</b>	<b>124,231.00</b>	<b>44,382.10</b>	<b>135.7%</b>
421.00 · WATER SERVICES				
421.30 · Standby or Availability Charges	6,360.00	6,270.00	90.00	101.4%
421.50 · Other				
421.51 · Residential Base Rate	291,663.75	300,241.53	-8,577.78	97.1%
421.52 · Business Base Rate	2,583.00	4,010.22	-1,427.22	64.4%
421.54 · Capacity Connection Fees	9,000.00			
<b>Total 421.50 · Other</b>	<b>303,246.75</b>	<b>304,251.75</b>	<b>-1,005.00</b>	<b>99.7%</b>
<b>Total 421.00 · WATER SERVICES</b>	<b>309,606.75</b>	<b>310,521.75</b>	<b>-915.00</b>	<b>99.7%</b>
<b>Total Income</b>	<b>478,219.85</b>	<b>434,752.75</b>	<b>43,467.10</b>	<b>110.0%</b>
<b>Gross Profit</b>	<b>478,219.85</b>	<b>434,752.75</b>	<b>43,467.10</b>	<b>110.0%</b>
<b>Expense</b>				
<b>ADMINISTRATIVE &amp; GENERAL</b>				
561.00 · Salaries				
561.10 · Wages	79,311.14	84,818.49	-5,507.35	93.5%
561.20 · Paid Time Off	10,334.71	10,767.69	-432.98	96.0%
561.25 · Sick Pay	2,611.68	6,259.20	-3,647.52	41.7%
561.30 · Holiday Pay	8,567.52	7,511.20	1,056.32	114.1%
561.35 · Bereavement	340.32	1,408.50	-1,068.18	24.2%
561.40 · Admin& General O.T. Wages	2,865.46	4,183.09	-1,317.63	68.5%
561.45 · Standby Stipend	8,400.00	8,220.00	180.00	102.2%
561.50 · Call Back Pay	1,572.70	1,425.40	147.30	110.3%
<b>Total 561.00 · Salaries</b>	<b>114,003.53</b>	<b>124,593.57</b>	<b>-10,590.04</b>	<b>91.5%</b>
562.00 · OFFICE SUPPLIES & OTHER EXPENSE				
562.10 · PG&E/Utilities	2,210.09	1,545.03	665.06	143.0%
562.15 · Telephone	1,298.40	1,800.00	-501.60	72.1%
562.20 · Internet	1,169.55	1,205.28	-35.73	97.0%
562.25 · Cell Phone	647.43	1,004.22	-356.79	64.5%
562.30 · Pest Control	724.53	772.47	-47.94	93.8%
562.40 · Garbage	295.46	386.28	-90.82	76.5%
562.45 · Alarm	288.00	308.97	-20.97	93.2%
562.50 · Postage	2,838.70	2,317.50	521.20	122.5%
562.55 · Office Supplies	2,265.20	2,317.50	-52.30	97.7%
562.60 · Copy Equipment & Supplies	3,849.28	3,368.25	481.03	114.3%
562.65 · Office Equipment	90.06	154.53	-64.47	58.3%
562.70 · Dues,Subscriptions, Memberships	5,553.00	2,935.53	2,617.47	189.2%
562.75 · Lien Filing & Recording Fees	51.00	38.97	12.03	130.9%
562.80 · Software License and Support	1,613.51	1,776.78	-163.27	90.8%
562.85 · Bank Service Charges	2,436.26	2,626.47	-190.21	92.8%
562.00 · OFFICE SUPPLIES & OTHER EXPENSE - Other	218.60	0.00	218.60	100.0%
<b>Total 562.00 · OFFICE SUPPLIES &amp; OTHER EXPENSE</b>	<b>25,549.07</b>	<b>22,557.78</b>	<b>2,991.29</b>	<b>113.3%</b>
563.00 · CONTRACTUAL SERVICES				
563.10 · Auditor	0.00	4,990.50	-4,990.50	0.0%
563.20 · County Counsel	0.00	1,545.03	-1,545.03	0.0%
563.40 · LAFCO	0.00	1,043.28	-1,043.28	0.0%
563.50 · County of Lake Collection Svcs	0.00	965.97	-965.97	0.0%
<b>Total 563.00 · CONTRACTUAL SERVICES</b>	<b>0.00</b>	<b>8,544.78</b>	<b>-8,544.78</b>	<b>0.0%</b>
564.00 · PROPERTY INS.,INJURIES& DAMAGES				
564.10 · Liability Insurance	9,589.68	12,388.50	-2,798.82	77.4%

8:54 AM  
04/06/21  
Accrual Basis

## Buckingham Park Water District

Profit & Loss Budget vs. Actual  
July 2020 through March 2021

	Jul '20 - Ma...	Budget	\$ Over Bud...	% of Budget
Total 564.00 · PROPERTY INS.,INJURIES& DAMAGES	9,589.68	12,388.50	-2,798.82	77.4%
565.00 · EMPLOYEES RETIREMENT & BENEFITS				
565.10 · PERS Medical	23,754.71	22,635.00	1,119.71	104.9%
565.20 · PERS/ Pension/ Retirement	5,003.73	23,175.00	-18,171.27	21.6%
565.30 · Payroll Taxes				
565.31 · FICA (Federal Ins.Contribution)	15,493.49	23,769.20	-8,275.71	65.2%
565.32 · SUI (State Unemployment Ins)	2,364.68	1,627.47	737.21	145.3%
565.30 · Payroll Taxes - Other	330.40	0.00	330.40	100.0%
Total 565.30 · Payroll Taxes	18,188.57	25,396.67	-7,208.10	71.6%
565.40 · Workers Comp Insurance	6,767.29	5,298.03	1,469.26	127.7%
Total 565.00 · EMPLOYEES RETIREMENT & BENEFITS	53,714.30	76,504.70	-22,790.40	70.2%
568.00 · MAINTENANCE - GENERAL PLANT				
568.10 · Supplies	1,227.92	1,158.75	69.17	106.0%
Total 568.00 · MAINTENANCE - GENERAL PLANT	1,227.92	1,158.75	69.17	106.0%
569.00 · OTHER				
569.10 · Employee Uniforms	479.22	231.75	247.47	206.8%
569.20 · Seminar/Training Registration	423.12	386.26	36.86	109.5%
569.30 · Training-lodging,meals& mileage	60.00	463.50	-403.50	12.9%
569.40 · Mileage Expense	74.98	77.22	-2.24	97.1%
569.45 · Outside Services	1,415.79	749.97	665.82	188.8%
Total 569.00 · OTHER	2,453.11	1,908.70	544.41	128.5%
Total ADMINISTRATIVE & GENERAL	206,537.61	247,656.78	-41,119.17	83.4%
CUSTOMER ACCOUNTS				
551.00 · SUPERVISION,METER READING&OTHER				
551.10 · Wages	3,875.72	3,310.80	564.92	117.1%
Total 551.00 · SUPERVISION,METER READING&OTHER	3,875.72	3,310.80	564.92	117.1%
Total CUSTOMER ACCOUNTS	3,875.72	3,310.80	564.92	117.1%
PUMPING				
521.00 · SUPERVISION, LABOR & EXPENSE				
521.10 · Wages	61.22	220.80	-159.58	27.7%
521.20 · PG&E / Electricity	16,062.82	13,518.72	2,544.10	118.8%
Total 521.00 · SUPERVISION, LABOR & EXPENSE	16,124.04	13,739.52	2,384.52	117.4%
522.00 · MAINTENANCE,STRUCTURES & IMPROV				
522.10 · Outside Services	2,405.10			
522.20 · Supplies	38.93	77.22	-38.29	50.4%
Total 522.00 · MAINTENANCE,STRUCTURES & IMPROV	2,444.03	77.22	2,366.81	3,165.0%
Total PUMPING	18,568.07	13,816.74	4,751.33	134.4%
SOURCE OF SUPPLY				
511.00 · SUPERVISION, LABOR & EXPENSES				
511.10 · Wages	0.00	220.80	-220.80	0.0%
511.20 · PG&E / Electricity	6,132.24	4,635.00	1,497.24	132.3%
512.40 · Testing	3,225.00	4,124.97	-899.97	78.2%
Total 511.00 · SUPERVISION, LABOR & EXPENSES	9,357.24	8,980.77	376.47	104.2%
512.00 · MAINTENANCE/STRUCTURES & IMPROV				
512.20 · Supplies	78.25	77.22	1.03	101.3%
Total 512.00 · MAINTENANCE/STRUCTURES & IMPROV	78.25	77.22	1.03	101.3%
Total SOURCE OF SUPPLY	9,435.49	9,057.99	377.50	104.2%
TRANSMISSION & DISTRIBUTION				
541.00 · SUPERVISION, LABOR & EXPENSES				

8:54 AM  
04/06/21  
Accrual Basis

## Buckingham Park Water District

Profit & Loss Budget vs. Actual  
July 2020 through March 2021

	Jul '20 - Ma...	Budget	\$ Over Bud...	% of Budget
541.10 · Wages	24,208.17	15,782.31	8,425.86	153.4%
541.20 · PG&E / Electricity	2,060.64	3,862.53	-1,801.89	53.3%
541.40 · Safety & Security	1,189.43	386.28	803.15	307.9%
541.50 · State Water Board Licensing	1,508.10	1,158.75	349.35	130.1%
541.60 · Mileage Expense	1,257.16	1,854.00	-596.84	67.8%
541.70 · Testing	2,376.13	2,085.75	290.38	113.9%
541.75 · Propane	-1,539.88	154.53	-1,694.41	-996.5%
<b>Total 541.00 · SUPERVISION, LABOR &amp; EXPENSES</b>	<b>31,059.75</b>	<b>25,284.15</b>	<b>5,775.60</b>	<b>122.8%</b>
<b>542.00 · MAINTENANCE,STRUCTURES &amp; IMPROV</b>				
542.50 · Maintenance Projects	10,823.76	0.00	10,823.76	100.0%
542.10 · Outside Services	3,248.96	386.28	2,862.68	841.1%
542.20 · Supplies	4,814.29	154.53	4,659.76	3,115.4%
542.30 · Tools	1,073.29	1,390.50	-317.21	77.2%
542.40 · Equipment Rental	908.44	231.75	676.69	392.0%
542.00 · MAINTENANCE,STRUCTURES & IMPROV - Other	1,075.00			
<b>Total 542.00 · MAINTENANCE,STRUCTURES &amp; IMPROV</b>	<b>21,943.74</b>	<b>2,163.06</b>	<b>19,780.68</b>	<b>1,014.5%</b>
<b>Total TRANSMISSION &amp; DISTRIBUTION</b>	<b>53,003.49</b>	<b>27,447.21</b>	<b>25,556.28</b>	<b>193.1%</b>
<b>WATER TREATMENT</b>				
<b>531.00 · SUPERVISION, LABOR &amp; EXPENSE</b>				
531.10 · Wages	60,321.95	65,115.40	-4,793.45	92.6%
531.15 · PG&E / Electricity	3,059.60	2,317.50	742.10	132.0%
531.20 · Chemicals-PreChlor Sodium Hypo	2,226.53	3,553.47	-1,326.94	62.7%
531.25 · Chemicals-PostChlor Sodium Hypo	2,523.19	1,545.03	978.16	163.3%
531.30 · Chemicals - Coagulant	6,601.83	7,724.97	-1,123.14	85.5%
531.35 · Chemicals - Coagulant Aid	271.42	463.50	-192.08	58.6%
531.40 · Testing - Lab	2,465.00	1,699.47	765.53	145.0%
531.45 · In Plant Test	1,502.22	1,545.03	-42.81	97.2%
531.55 · State Water Board Licensing	1,598.10	1,158.75	439.35	137.9%
531.60 · CUPA Permit & other permits	1,912.00	1,004.22	907.78	190.4%
531.70 · Alarm	309.50	231.75	77.75	133.5%
531.75 · Propane	0.00	154.53	-154.53	0.0%
<b>Total 531.00 · SUPERVISION, LABOR &amp; EXPENSE</b>	<b>82,791.34</b>	<b>86,513.62</b>	<b>-3,722.28</b>	<b>95.7%</b>
<b>532.00 · MAINTENANCE,STRUCTURES &amp; IMPROV</b>				
532.10 · Outside Services	403.77	386.28	17.49	104.5%
532.20 · Supplies	1,714.18	1,158.75	555.43	147.9%
532.30 · Tools	430.57	463.50	-32.93	92.9%
532.40 · Equipment Rental	2,150.00	772.47	1,377.53	278.3%
<b>Total 532.00 · MAINTENANCE,STRUCTURES &amp; IMPROV</b>	<b>4,698.52</b>	<b>2,781.00</b>	<b>1,917.52</b>	<b>169.0%</b>
<b>Total WATER TREATMENT</b>	<b>87,489.86</b>	<b>89,294.62</b>	<b>-1,804.76</b>	<b>98.0%</b>
<b>Total Expense</b>	<b>378,910.24</b>	<b>390,584.14</b>	<b>-11,673.90</b>	<b>97.0%</b>
<b>Net Ordinary Income</b>	<b>99,309.61</b>	<b>44,168.61</b>	<b>55,141.00</b>	<b>224.8%</b>
<b>Other Income/Expense</b>				
<b>Other Income</b>				
<b>NON-OPERATING REVENUE</b>				
<b>492.00 · INTEREST REVENUE</b>				
492.20 · Bank/Investment Interest Receiv	6,257.60	3,750.03	2,507.57	166.9%
492.00 · INTEREST REVENUE - Other	20.57	0.00	20.57	100.0%
<b>Total 492.00 · INTEREST REVENUE</b>	<b>6,278.17</b>	<b>3,750.03</b>	<b>2,528.14</b>	<b>167.4%</b>
<b>498.00 · OTHER NON-OPERATING REVENUES</b>				
<b>498.10 · LATE FEES &amp; PENALTIES</b>				
10 Day Notice (\$3.00)	3.00			
Carrying Charges	2,370.00	0.00	2,370.00	100.0%
Standby Late Penalty	16.83	0.00	16.83	100.0%
<b>Total 498.10 · LATE FEES &amp; PENALTIES</b>	<b>2,389.83</b>	<b>0.00</b>	<b>2,389.83</b>	<b>100.0%</b>

8:54 AM  
04/06/21  
Accrual Basis

**Buckingham Park Water District**  
Profit & Loss Budget vs. Actual  
July 2020 through March 2021

	Jul '20 - Ma...	Budget	\$ Over Bud...	% of Budget
498.15 · Resumption of Service Fee	500.00	0.00	500.00	100.0%
498.20 · Application Processing Fee	6,600.00	0.00	6,600.00	100.0%
498.25 · Liens	1,200.00	0.00	1,200.00	100.0%
498.30 · Returned Check Charge	70.00	0.00	70.00	100.0%
498.35 · Certified/Registered Mail Fee	35.00	0.00	35.00	100.0%
498.45 · CIP Reserve	94,323.00	97,629.75	-3,306.75	96.6%
498.50 · Copy Charges	-10.00			
<b>Total 498.00 · OTHER NON-OPERATING REVENUES</b>	<b>105,107.83</b>	<b>97,629.75</b>	<b>7,478.08</b>	<b>107.7%</b>
<b>Total NON-OPERATING REVENUE</b>	<b>111,386.00</b>	<b>101,379.78</b>	<b>10,006.22</b>	<b>109.9%</b>
<b>Total Other Income</b>	<b>111,386.00</b>	<b>101,379.78</b>	<b>10,006.22</b>	<b>109.9%</b>
<b>Other Expense</b>				
<b>NON OPERATING EXPENSES</b>				
594.00 · OTHER NON-OPERATING EXPENSES	3,300.00	0.00	3,300.00	100.0%
<b>Total NON OPERATING EXPENSES</b>	<b>3,300.00</b>	<b>0.00</b>	<b>3,300.00</b>	<b>100.0%</b>
<b>590.00 · CAPITAL EXPENSES &amp; MAJOR MAINT</b>				
590.10 · SMALL CAPITAL PROJECTS	1,035.00	0.00	1,035.00	100.0%
590.00 · CAPITAL EXPENSES & MAJOR MAINT - Other	-170.00			
<b>Total 590.00 · CAPITAL EXPENSES &amp; MAJOR MAINT</b>	<b>865.00</b>	<b>0.00</b>	<b>865.00</b>	<b>100.0%</b>
<b>Total Other Expense</b>	<b>4,165.00</b>	<b>0.00</b>	<b>4,165.00</b>	<b>100.0%</b>
<b>Net Other Income</b>	<b>107,221.00</b>	<b>101,379.78</b>	<b>5,841.22</b>	<b>105.8%</b>
<b>Net Income</b>	<b>206,530.61</b>	<b>145,548.39</b>	<b>60,982.22</b>	<b>141.9%</b>



**Buckingham Park Water District**  
Profit & Loss Budget vs. Actual  
July 2020 through March 2021

REVENUE LESS THAN 100%

EXPENSES GREATER THAN 125%

VARIANCES/NOTES

	<u>Jul '20 - Mar 21</u>	<u>Budget</u>	<u>\$ Over Budget</u>	<u>% of Budget</u>	
Ordinary Income/Expense					
Income					
411.00 · WATER SALES					
411.10 · Residential	168,086.01	119,731.00	48,355.01	140.39%	
411.20 · Commercial	1,002.24	4,500.00	-3,497.76	22.27%	OK budget numbers off
411.00 · WATER SALES - Other	-475.15	0.00	-475.15	100.0%	
Total 411.00 · WATER SALES	168,613.10	124,231.00	44,382.10	135.73%	
421.00 · WATER SERVICES					
421.30 · Standby or Availability Charges	6,360.00	6,270.00	90.00	101.44%	
421.50 · Other					
421.51 · Residential Base Rate	291,663.75	300,241.53	-8,577.78	97.14%	OK
421.52 · Business Base Rate	2,583.00	4,010.22	-1,427.22	64.41%	ok budget numbers off
421.54 · Capacity Connection Fees	9,000.00				
Total 421.50 · Other	303,246.75	304,251.75	-1,005.00	99.67%	
Total 421.00 · WATER SERVICES	309,606.75	310,521.75	-915.00	99.71%	
Total Income	478,219.85	434,752.75	43,467.10	110.0%	
Gross Profit	478,219.85	434,752.75	43,467.10	110.0%	
Expense					
ADMINISTRATIVE & GENERAL					
561.00 · Salaries					
561.10 · Wages	79,311.14	84,818.49	-5,507.35	93.51%	
561.20 · Paid Time Off	10,334.71	10,767.69	-432.98	95.98%	
561.25 · Sick Pay	2,611.68	6,259.20	-3,647.52	41.73%	
561.30 · Holiday Pay	8,567.52	7,511.20	1,056.32	114.06%	
561.35 · Bereavement	340.32	1,408.50	-1,068.18	24.16%	
561.40 · Admin & General O.T. Wages	2,865.46	4,183.09	-1,317.63	68.5%	
561.45 · Standby Stipend	8,400.00	8,220.00	180.00	102.19%	
561.50 · Call Back Pay	1,572.70	1,425.40	147.30	110.33%	
Total 561.00 · Salaries	114,003.53	124,593.57	-10,590.04	91.5%	
562.00 · OFFICE SUPPLIES & OTHER EXPENSE					
562.10 · PG&E/Utilities	2,210.09	1,545.03	665.06	143.05%	Varies OK
562.15 · Telephone	1,298.40	1,800.00	-501.60	72.13%	
562.20 · Internet	1,169.55	1,205.28	-35.73	97.04%	
562.25 · Cell Phone	647.43	1,004.22	-356.79	64.47%	
562.30 · Pest Control	724.53	772.47	-47.94	93.79%	
562.40 · Garbage	295.46	386.28	-90.82	76.49%	
562.45 · Alarm	288.00	308.97	-20.97	93.21%	
562.50 · Postage	2,838.70	2,317.50	521.20	122.49%	

**Buckingham Park Water District**  
Profit & Loss Budget vs. Actual  
July 2020 through March 2021

REVENUE LESS THAN 100%

VARIANCES/NOTES

EXPENSES GREATER THAN 125%

	<u>Jul '20 - Mar 21</u>	<u>Budget</u>	<u>\$ Over Budget</u>	<u>% of Budget</u>	
562.55 · Office Supplies	2,265.20	2,317.50	-52.30	97.74%	
562.60 · Copy Equipment & Supplies	3,849.28	3,368.25	481.03	114.28%	
562.65 · Office Equipment	90.06	154.53	-64.47	58.28%	
562.70 · Dues,Subscriptions, Memberships	5,553.00	2,935.53	2,617.47	189.17%	Tyler tech/New Website
562.75 · Lien Filing & Recording Fees	51.00	38.97	12.03	130.87%	OK
562.80 · Software License and Support	1,613.51	1,776.78	-163.27	90.81%	
562.85 · Bank Service Charges	2,436.26	2,626.47	-190.21	92.76%	
562.00 · OFFICE SUPPLIES & OTHER EXPENSE - Other	218.60	0.00	218.60	100.0%	
<b>Total 562.00 · OFFICE SUPPLIES &amp; OTHER EXPENSE</b>	<b>25,549.07</b>	<b>22,557.78</b>	<b>2,991.29</b>	<b>113.26%</b>	
<b>563.00 · CONTRACTUAL SERVICES</b>					
563.10 · Auditor	0.00	4,990.50	-4,990.50	0.0%	
563.20 · County Counsel	0.00	1,545.03	-1,545.03	0.0%	
563.40 · LAFCO	0.00	1,043.28	-1,043.28	0.0%	
563.50 · County of Lake Collection Svcs	0.00	965.97	-965.97	0.0%	
<b>Total 563.00 · CONTRACTUAL SERVICES</b>	<b>0.00</b>	<b>8,544.78</b>	<b>-8,544.78</b>	<b>0.0%</b>	
<b>564.00 · PROPERTY INS.,INJURIES&amp; DAMAGES</b>					
564.10 · Liability Insurance	9,589.68	12,388.50	-2,798.82	77.41%	
<b>Total 564.00 · PROPERTY INS.,INJURIES&amp; DAMAGES</b>	<b>9,589.68</b>	<b>12,388.50</b>	<b>-2,798.82</b>	<b>77.41%</b>	
<b>565.00 · EMPLOYEES RETIREMENT &amp; BENEFITS</b>					
565.10 · PERS Medical	23,754.71	22,635.00	1,119.71	104.95%	
565.20 · PERS/ Pension/ Retirement	5,003.73	23,175.00	-18,171.27	21.59%	
565.30 · Payroll Taxes					
565.31 · FICA (Federal Ins.Contribution)	15,493.49	23,769.20	-8,275.71	65.18%	
565.32 · SUI (State Unemployment Ins)	2,364.68	1,627.47	737.21	145.3%	OK
565.30 · Payroll Taxes - Other	330.40	0.00	330.40	100.0%	
<b>Total 565.30 · Payroll Taxes</b>	<b>18,188.57</b>	<b>25,396.67</b>	<b>-7,208.10</b>	<b>71.62%</b>	
565.40 · Workers Comp Insurance	6,767.29	5,298.03	1,469.26	127.73%	Annual Adjustment
<b>Total 565.00 · EMPLOYEES RETIREMENT &amp; BENEFITS</b>	<b>53,714.30</b>	<b>76,504.70</b>	<b>-22,790.40</b>	<b>70.21%</b>	
<b>568.00 · MAINTENANCE - GENERAL PLANT</b>					
568.10 · Supplies	1,227.92	1,158.75	69.17	105.97%	
<b>Total 568.00 · MAINTENANCE - GENERAL PLANT</b>	<b>1,227.92</b>	<b>1,158.75</b>	<b>69.17</b>	<b>105.97%</b>	
<b>569.00 · OTHER</b>					
569.10 · Employee Uniforms	479.22	231.75	247.47	206.78%	New Employee shirts
569.20 · Seminar/Training Registration	423.12	386.26	36.86	109.54%	
569.30 · Training-lodging,meals& mileage	60.00	463.50	-403.50	12.95%	
569.40 · Mileage Expense	74.98	77.22	-2.24	97.1%	
569.45 · Outside Services	1,415.79	749.97	665.82	188.78%	Heat pump/slurry/new door notices
<b>Total 569.00 · OTHER</b>	<b>2,453.11</b>	<b>1,908.70</b>	<b>544.41</b>	<b>128.52%</b>	

**Buckingham Park Water District**  
Profit & Loss Budget vs. Actual  
July 2020 through March 2021

REVENUE LESS THAN 100%

VARIANCES/NOTES

EXPENSES GREATER THAN 125%

	Jul '20 - Mar 21	Budget	\$ Over Budget	% of Budget	
Total ADMINISTRATIVE & GENERAL	206,537.61	247,656.78	-41,119.17	83.4%	
CUSTOMER ACCOUNTS					
551.00 · SUPERVISION,METER READING&OTHER					
551.10 · Wages	3,875.72	3,310.80	564.92	117.06%	
Total 551.00 · SUPERVISION,METER READING&OTHER	3,875.72	3,310.80	564.92	117.06%	
Total CUSTOMER ACCOUNTS	3,875.72	3,310.80	564.92	117.06%	
PUMPING					
521.00 · SUPERVISION, LABOR & EXPENSE					
521.10 · Wages	61.22	220.80	-159.58	27.73%	
521.20 · PG&E / Electricity	16,062.82	13,518.72	2,544.10	118.82%	
Total 521.00 · SUPERVISION, LABOR & EXPENSE	16,124.04	13,739.52	2,384.52	117.36%	
522.00 · MAINTENANCE,STRUCTURES & IMPROV					
522.10 · Outside Services	2,405.10				
522.20 · Supplies	38.93	77.22	-38.29	50.41%	
Total 522.00 · MAINTENANCE,STRUCTURES & IMPROV	2,444.03	77.22	2,366.81	3,165.02%	
Total PUMPING	18,568.07	13,816.74	4,751.33	134.39%	
SOURCE OF SUPPLY					
511.00 · SUPERVISION, LABOR & EXPENSES					
511.10 · Wages	0.00	220.80	-220.80	0.0%	
511.20 · PG&E / Electricity	6,132.24	4,635.00	1,497.24	132.3%	Varies
512.40 · Testing	3,225.00	4,124.97	-899.97	78.18%	
Total 511.00 · SUPERVISION, LABOR & EXPENSES	9,357.24	8,980.77	376.47	104.19%	
512.00 · MAINTENANCE/STRUCTURES & IMPROV					
512.20 · Supplies	78.25	77.22	1.03	101.33%	
Total 512.00 · MAINTENANCE/STRUCTURES & IMPROV	78.25	77.22	1.03	101.33%	
Total SOURCE OF SUPPLY	9,435.49	9,057.99	377.50	104.17%	
TRANSMISSION & DISTRIBUTION					
541.00 · SUPERVISION, LABOR & EXPENSES					
541.10 · Wages	24,208.17	15,782.31	8,425.86	153.39%	Varies
541.20 · PG&E / Electricity	2,060.64	3,862.53	-1,801.89	53.35%	
541.40 · Safety & Security	1,189.43	386.28	803.15	307.92%	Flagger Cores for Employees/ Office Camras
541.50 · State Water Board Licensing	1,508.10	1,158.75	349.35	130.15%	Water permit fee
541.60 · Mileage Expense	1,257.16	1,854.00	-596.84	67.81%	
541.70 · Testing	2,376.13	2,085.75	290.38	113.92%	
541.75 · Propane	-1,539.88	154.53	-1,694.41	-996.49%	
Total 541.00 · SUPERVISION, LABOR & EXPENSES	31,059.75	25,284.15	5,775.60	122.84%	
542.00 · MAINTENANCE,STRUCTURES & IMPROV					
542.50 · Maintenance Projects	10,823.76	0.00	10,823.76	100.0%	

**Buckingham Park Water District**  
Profit & Loss Budget vs. Actual  
July 2020 through March 2021

REVENUE LESS THAN 100%

EXPENSES GREATER THAN 125%

VARIANCES/NOTES

	Jul '20 - Mar 21	Budget	\$ Over Budget	% of Budget	
542.10 · Outside Services	3,248.96	386.28	2,862.68	841.09%	Mainline repair/ Deying bed cleanout
542.20 · Supplies	4,814.29	154.53	4,659.76	3,115.44%	Excessive service line leaks
542.30 · Tools	1,073.29	1,390.50	-317.21	77.19%	
542.40 · Equipment Rental	908.44	231.75	676.69	391.99%	Service line repairs
542.00 · MAINTENANCE,STRUCTURES & IMPROV - Other	1,075.00				
<b>Total 542.00 · MAINTENANCE,STRUCTURES &amp; IMPROV</b>	<b>21,943.74</b>	<b>2,163.06</b>	<b>19,780.68</b>	<b>1,014.48%</b>	
<b>Total TRANSMISSION &amp; DISTRIBUTION</b>	<b>53,003.49</b>	<b>27,447.21</b>	<b>25,556.28</b>	<b>193.11%</b>	
<b>WATER TREATMENT</b>					
<b>531.00 · SUPERVISION, LABOR &amp; EXPENSE</b>					
531.10 · Wages	60,321.95	65,115.40	-4,793.45	92.64%	
531.15 · PG&E / Electricity	3,059.60	2,317.50	742.10	132.02%	Varies
531.20 · Chemicals-PreChlor Sodium Hypo	2,226.53	3,553.47	-1,326.94	62.66%	
531.25 · Chemicals-PostChlor Sodium Hypo	2,523.19	1,545.03	978.16	163.31%	High Cl2 Demand over summer
531.30 · Chemicals - Coagluent	6,601.83	7,724.97	-1,123.14	85.46%	
531.35 · Chemicals - Coagluent Aid	271.42	463.50	-192.08	58.56%	
531.40 · Testing - Lab	2,465.00	1,699.47	765.53	145.05%	Title 22 finished water/Microcystin
531.45 · In Plant Test	1,502.22	1,545.03	-42.81	97.23%	
531.55 · State Water Board Licensing	1,598.10	1,158.75	439.35	137.92%	Water permit fee
531.60 · CUPA Permit & other permits	1,912.00	1,004.22	907.78	190.4%	Encroachment permit fees
531.70 · Alarm	309.50	231.75	77.75	133.55%	3 month billing cycle
531.75 · Propane	0.00	154.53	-154.53	0.0%	
<b>Total 531.00 · SUPERVISION, LABOR &amp; EXPENSE</b>	<b>82,791.34</b>	<b>86,513.62</b>	<b>-3,722.28</b>	<b>95.7%</b>	
<b>532.00 · MAINTENANCE,STRUCTURES &amp; IMPROV</b>					
532.10 · Outside Services	403.77	386.28	17.49	104.53%	
532.20 · Supplies	1,714.18	1,158.75	555.43	147.93%	Printer Toner
532.30 · Tools	430.57	463.50	-32.93	92.9%	
532.40 · Equipment Rental	2,150.00	772.47	1,377.53	278.33%	Drying bed cleanout
<b>Total 532.00 · MAINTENANCE,STRUCTURES &amp; IMPROV</b>	<b>4,698.52</b>	<b>2,781.00</b>	<b>1,917.52</b>	<b>168.95%</b>	
<b>Total WATER TREATMENT</b>	<b>87,489.86</b>	<b>89,294.62</b>	<b>-1,804.76</b>	<b>97.98%</b>	
<b>Total Expense</b>	<b>378,910.24</b>	<b>390,584.14</b>	<b>-11,673.90</b>	<b>97.01%</b>	
<b>Net Ordinary Income</b>	<b>99,309.61</b>	<b>44,168.61</b>	<b>55,141.00</b>	<b>224.84%</b>	
<b>Other Income/Expense</b>					
<b>Other Income</b>					
<b>NON-OPERATING REVENUE</b>					
<b>492.00 · INTEREST REVENUE</b>					
492.20 · Bank/Investment Interest Receiv	6,257.60	3,750.03	2,507.57	166.87%	
492.00 · INTEREST REVENUE - Other	20.57	0.00	20.57	100.0%	
<b>Total 492.00 · INTEREST REVENUE</b>	<b>6,278.17</b>	<b>3,750.03</b>	<b>2,528.14</b>	<b>167.42%</b>	

**Buckingham Park Water District**  
Profit & Loss Budget vs. Actual  
July 2020 through March 2021

REVENUE LESS THAN 100%

EXPENSES GREATER THAN 125%

VARIANCES/NOTES

	<u>Jul '20 - Mar 21</u>	<u>Budget</u>	<u>\$ Over Budget</u>	<u>% of Budget</u>
498.00 · OTHER NON-OPERATING REVENUES				
498.10 · LATE FEES & PENALTIES				
10 Day Notice (\$3.00)	3.00			
Carrying Charges	2,370.00	0.00	2,370.00	100.0%
Standby Late Penalty	16.83	0.00	16.83	100.0%
Total 498.10 · LATE FEES & PENALTIES	<u>2,389.83</u>	<u>0.00</u>	<u>2,389.83</u>	<u>100.0%</u>
498.15 · Resumption of Service Fee	500.00	0.00	500.00	100.0%
498.20 · Application Processing Fee	6,600.00	0.00	6,600.00	100.0%
498.25 · Liens	1,200.00	0.00	1,200.00	100.0%
498.30 · Returned Check Charge	70.00	0.00	70.00	100.0%
498.35 · Certified/Registered Mail Fee	35.00	0.00	35.00	100.0%
498.45 · CIP Reserve	94,323.00	97,629.75	-3,306.75	96.61% OK
498.50 · Copy Charges	-10.00			
Total 498.00 · OTHER NON-OPERATING REVENUES	<u>105,107.83</u>	<u>97,629.75</u>	<u>7,478.08</u>	<u>107.66%</u>
Total NON-OPERATING REVENUE	<u>111,386.00</u>	<u>101,379.78</u>	<u>10,006.22</u>	<u>109.87%</u>
Total Other Income	111,386.00	101,379.78	10,006.22	109.87%
Other Expense				
NON OPERATING EXPENSES				
594.00 · OTHER NON-OPERATING EXPENSES	3,300.00	0.00	3,300.00	100.0%
Total NON OPERATING EXPENSES	<u>3,300.00</u>	<u>0.00</u>	<u>3,300.00</u>	<u>100.0%</u>
590.00 · CAPITAL EXPENSES & MAJOR MAINT				
590.10 · SMALL CAPITAL PROJECTS	1,035.00	0.00	1,035.00	100.0%
590.00 · CAPITAL EXPENSES & MAJOR MAINT - Other	-170.00			
Total 590.00 · CAPITAL EXPENSES & MAJOR MAINT	<u>865.00</u>	<u>0.00</u>	<u>865.00</u>	<u>100.0%</u>
Total Other Expense	<u>4,165.00</u>	<u>0.00</u>	<u>4,165.00</u>	<u>100.0%</u>
Net Other Income	<u>107,221.00</u>	<u>101,379.78</u>	<u>5,841.22</u>	<u>105.76%</u>
Net Income	<u>206,530.61</u>	<u>145,548.39</u>	<u>60,982.22</u>	<u>141.9%</u>

9:36 AM

04/21/21

Accrual Basis

**Buckingham Park Water District**  
**Transaction Detail By Account**  
 July 2020 through March 2021

Type	Date	Num	Name	Memo	Amount
<b>411.00 · WATER SALES</b>					
<b>411.20 · Commercial</b>					
General Journal	07/31/2020	46906	Water Sales	July 2020	55.87
General Journal	08/31/2020	46919	Water Sales	August 2020	273.85
General Journal	09/30/2020	46938	Water Sales	September 2020	190.05
General Journal	10/01/2020	46934	Water Sales	September 2020	0.00
General Journal	10/31/2020	46944	Water Sales	October 2020	94.35
General Journal	11/30/2020	46953	Water Sales	November 2020	94.35
General Journal	12/31/2020	46961	Water Sales	December 2020	82.89
General Journal	01/31/2021	46968	Water Sales	January 2021	65.99
General Journal	02/28/2021	46977	Water Sales	February 2021	59.28
General Journal	03/31/2021	46985	Water Sales	March 2021	85.61
Total 411.20 · Commercial					1,002.24
Total 411.00 · WATER SALES					1,002.24
<b>TOTAL</b>					<b>1,002.24</b>

9:36 AM

04/21/21

Accrual Basis

**Buckingham Park Water District**  
**Transaction Detail By Account**  
 July 2020 through March 2021

Type	Date	Num	Name	Memo	Amount
<b>421.00 · WATER SERVICES</b>					
<b>421.50 · Other</b>					
<b>421.51 · Residential Base Rate</b>					
General Journal	07/31/2020	46906	Water Sales	July 2020	32,574.50
General Journal	08/31/2020	46919	Water Sales	August 2020	32,431.00
General Journal	09/30/2020	46938	Water Sales	September 2020	32,431.00
General Journal	10/01/2020	46934	Water Sales	September 2020	0.00
General Journal	10/31/2020	46944	Water Sales	October 2020	32,287.50
General Journal	11/30/2020	46953	Water Sales	November 2020	32,574.50
General Journal	12/31/2020	46961	Water Sales	December 2020	32,502.75
General Journal	01/31/2021	46968	Water Sales	January 2021	32,287.50
General Journal	02/28/2021	46977	Water Sales	February 2021	32,287.50
General Journal	03/31/2021	46985	Water Sales	March 2021	32,287.50
Total 421.51 · Residential Base Rate					291,663.75
Total 421.50 · Other					291,663.75
Total 421.00 · WATER SERVICES					291,663.75
<b>TOTAL</b>					<b>291,663.75</b>

9:37 AM

04/21/21

Accrual Basis

**Buckingham Park Water District**  
**Transaction Detail By Account**  
 July 2020 through March 2021

Type	Date	Num	Name	Memo	Amount
<b>421.00 · WATER SERVICES</b>					
<b>421.50 · Other</b>					
<b>421.52 · Business Base Rate</b>					
General Journal	07/31/2020	46906	Water Sales	July 2020	287.00
General Journal	08/31/2020	46919	Water Sales	August 2020	287.00
General Journal	09/30/2020	46938	Water Sales	September 2020	287.00
General Journal	10/01/2020	46934	Water Sales	September 2020	0.00
General Journal	10/31/2020	46944	Water Sales	October 2020	287.00
General Journal	11/30/2020	46953	Water Sales	November 2020	287.00
General Journal	12/31/2020	46961	Water Sales	December 2020	287.00
General Journal	01/31/2021	46968	Water Sales	January 2021	287.00
General Journal	02/28/2021	46977	Water Sales	February 2021	287.00
General Journal	03/31/2021	46985	Water Sales	March 2021	287.00
Total 421.52 · Business Base Rate					2,583.00
Total 421.50 · Other					2,583.00
Total 421.00 · WATER SERVICES					2,583.00
<b>TOTAL</b>					<b>2,583.00</b>



9:38 AM

04/21/21

Accrual Basis

**Buckingham Park Water District**  
**Transaction Detail By Account**  
 July 2020 through March 2021

Type	Date	Num	Name	Memo	Amount
<b>ADMINISTRATIVE &amp; GENERAL</b>					
<b>562.00 · OFFICE SUPPLIES &amp; OTHER EXPENSE</b>					
<b>562.10 · PG&amp;E/Utilities</b>					
Bill	07/17/2020	6/18/2...	PG&E	Plant Office/ 6/18/20-7/16/20	72.08
Bill	07/17/2020	6/18/2...	PG&E	Office Power / 6/18/20-7/16/20	203.87
Bill	08/25/2020	7/17/2...	PG&E	Office Power 7/17/20-8/17/20	252.58
Bill	09/17/2020	8/18/2...	PG&E	Plant Office Power	74.33
Bill	09/17/2020	08/18/...	PG&E	Office Power	177.51
Check	10/21/2020	ACH	PG&E	Office Power 9/17/20 - 10/16/20	161.33
Check	10/21/2020	ACH	PG&E	Plant Office Power	71.10
Check	11/05/2020	ACH	PG&E	Plant Office Power	71.10
Check	11/06/2020	ACH	PG&E	Offie Power	128.40
Bill	11/17/2020	91499...	PG&E	Office Power	105.23
Check	12/04/2020	ACH	PG&E	Plant Office Power	51.37
Check	01/04/2021	ACH	PG&E	Plant Office Power	43.66
Check	01/04/2021	ACH	PG&E	Main Office Power	96.93
Check	01/07/2021	ACH	PG&E		105.23
Check	01/21/2021	ACH	PG&E	Plant Office Power	43.56
Check	01/21/2021	ACH	PG&E	Office Power	206.96
Check	02/22/2021	ACH	PG&E	Plant Office Power 01/19/21 - 02/17/21	41.45
Check	02/22/2021	ACH	PG&E	Office Power 01/19/21 - 02/17/21	262.19
Check	03/22/2021	ACH	PG&E	2/18/21 - 03/18/21	41.21
Total 562.10 · PG&E/Utilities					2,210.09
Total 562.00 · OFFICE SUPPLIES & OTHER EXPENSE					2,210.09
Total ADMINISTRATIVE & GENERAL					2,210.09
<b>TOTAL</b>					<b>2,210.09</b>

9:38 AM

04/21/21

Accrual Basis

**Buckingham Park Water District**  
**Transaction Detail By Account**  
 July 2020 through March 2021

Type	Date	Num	Name	Memo	Amount
<b>ADMINISTRATIVE &amp; GENERAL</b>					
<b>562.00 · OFFICE SUPPLIES &amp; OTHER EXPENSE</b>					
<b>562.70 · Dues,Subscriptions, Memberships</b>					
General Journal	07/01/2020	46894		CSDA- 2020 Membership Dues (\$1,734/12 mos)	144.50
Bill	07/06/2020	10000...	CALPERS	SSA 218 - Annual Fee	200.00
Bill	07/08/2020	1-851...	Fred Pryor / Career ...	Transfer Fee from Jill to Lori	50.00
Bill	07/10/2020	70018...	American Water Wo...	Ahimsah membership term 10/01/20 - 09/30/21	445.00
General Journal	08/01/2020	46904		CSDA- 2020 Membership Dues (\$1,734/12 mos)	144.50
Bill	08/04/2020	20201...	USA North 811		150.00
Bill	08/04/2020	Will Rae	Wine Country Water...	Will Rae Year Membership	30.00
Bill	08/04/2020	45698...	Northern Tool + Equ...	Yearly Advant	39.99
General Journal	09/01/2020	46917		CSDA- 2020 Membership Dues (\$1,734/12 mos)	144.50
General Journal	10/01/2020	46930		CSDA- 2020 Membership Dues (\$1,734/12 mos)	144.50
Bill	10/21/2020	66029	National Rural Wate...	N.R.W.A Annual Membership 2021	49.00
General Journal	11/01/2020	46941		CSDA- 2020 Membership Dues (\$1,734/12 mos)	144.50
Bill	11/01/2020		Tyler Technologies, ...	Inv. # 025-312543	1,828.66
Bill	11/16/2020	03434...	Fred Pryor / Career ...	Lori Gonzalez Yearly Membership	299.00
Bill	11/18/2020	12322...	Quill	Annual Renewal	75.06
Bill	11/30/2020	108190	Streamline	Website for July 2020 - December 2020	600.00
General Journal	12/01/2020	46951		CSDA- 2020 Membership Dues (\$1,734/12 mos)	144.50
Bill	12/01/2020		California Rural Wat...	Annual CRWA Membership Jan 2021 - Jan 2022	545.00
Bill	01/04/2021	10000...	Thomson Reuters	2021 Water code book	115.29
Bill	01/13/2021	PO01...	RP Registrations Pl...	SAM Renewal	199.00
Bill	02/02/2021		Wine Country Water...	Alan Mitchell Yearly Membership	30.00
Bill	02/02/2021		Wine Country Water...	Ahimsah Wonderwheel Yearly Membership	30.00
Total 562.70 · Dues,Subscriptions, Memberships					5,553.00
Total 562.00 · OFFICE SUPPLIES & OTHER EXPENSE					5,553.00
Total ADMINISTRATIVE & GENERAL					5,553.00
<b>TOTAL</b>					<b>5,553.00</b>

9:39 AM

04/21/21

Accrual Basis

**Buckingham Park Water District**  
**Transaction Detail By Account**  
 July 2020 through March 2021

Type	Date	Num	Name	Memo	Amount
<b>ADMINISTRATIVE &amp; GENERAL</b>					
<b>562.00 · OFFICE SUPPLIES &amp; OTHER EXPENSE</b>					
<b>562.75 · Lien Filing &amp; Recording Fees</b>					
Check	07/06/2020	Cash	Lake County Recorder	Lien Release Libby x2	28.00
Check	01/19/2021	ACH	County of Lake	Lien Release	14.00
Bill	03/24/2021		Lake County Recorder	Copy of Grant Deed for 440-021-04	4.50
Bill	03/24/2021		Lake County Recorder	Copy of Grant Deed for 440-021-05	4.50
Total 562.75 · Lien Filing & Recording Fees					51.00
Total 562.00 · OFFICE SUPPLIES & OTHER EXPENSE					51.00
Total ADMINISTRATIVE & GENERAL					51.00
<b>TOTAL</b>					<b>51.00</b>

9:39 AM

04/21/21

Accrual Basis

**Buckingham Park Water District**  
**Transaction Detail By Account**  
 July 2020 through March 2021

Type	Date	Num	Name	Memo	Amount
<b>ADMINISTRATIVE &amp; GENERAL</b>					
<b>565.00 · EMPLOYEES RETIREMENT &amp; BENEFITS</b>					
565.30 · Payroll Taxes					
565.32 · SUI (State Unemployment Ins)					
Paycheck	07/09/2020	Direct ...	Ahimsah O Wonderwheel		0.00
Paycheck	07/09/2020	Direct ...	Ahimsah O Wonderwheel		0.00
Paycheck	07/09/2020	2123	Alan Mitchell		0.00
Paycheck	07/09/2020	2123	Alan Mitchell		0.00
Paycheck	07/09/2020	2123	Alan Mitchell		0.00
Paycheck	07/09/2020	2123	Alan Mitchell		0.00
Paycheck	07/09/2020	Direct ...	Nakia D Foskett		18.60
Paycheck	07/09/2020	Direct ...	William A Rae		0.00
Paycheck	07/09/2020	Direct ...	William A Rae		0.00
Paycheck	07/09/2020	Direct ...	William A Rae		0.00
Paycheck	07/09/2020	Direct ...	William A Rae		0.00
Paycheck	07/09/2020	Direct ...	William A Rae		0.00
Paycheck	07/09/2020	Direct ...	William A Rae		0.00
Paycheck	07/09/2020	Direct ...	Lori A Gonzalez		44.67
Paycheck	07/09/2020	Direct ...	Lori A Gonzalez		10.55
Paycheck	07/23/2020	ACH	Ahimsah O Wonderwheel		0.00
Paycheck	07/23/2020	ACH	Ahimsah O Wonderwheel		0.00
Paycheck	07/23/2020	ACH	Ahimsah O Wonderwheel		0.00
Paycheck	07/23/2020	ACH	Ahimsah O Wonderwheel		0.00
Paycheck	07/23/2020	ACH	Ahimsah O Wonderwheel		0.00
Paycheck	07/23/2020	ACH	Ahimsah O Wonderwheel		0.00
Paycheck	07/23/2020	ACH	Ahimsah O Wonderwheel		0.00
Paycheck	07/23/2020	2140	Alan Mitchell		0.00
Paycheck	07/23/2020	2140	Alan Mitchell		0.00
Paycheck	07/23/2020	2140	Alan Mitchell		0.00
Paycheck	07/23/2020	2140	Alan Mitchell		0.00
Paycheck	07/23/2020	ACH	Lori A Gonzalez		107.98
Paycheck	07/23/2020	ACH	Nakia D Foskett		9.92
Paycheck	07/23/2020	ACH	William A Rae		0.00
Paycheck	07/23/2020	ACH	William A Rae		0.00
Paycheck	07/23/2020	ACH	William A Rae		0.00
Paycheck	07/23/2020	ACH	William A Rae		0.00
Paycheck	08/07/2020	2162	Ahimsah O Wonderwheel		0.00
Paycheck	08/07/2020	2162	Ahimsah O Wonderwheel		0.00
Paycheck	08/07/2020	2163	Alan Mitchell		0.00
Paycheck	08/07/2020	2163	Alan Mitchell		0.00
Paycheck	08/07/2020	2163	Alan Mitchell		0.00
Paycheck	08/07/2020	2163	Alan Mitchell		0.00
Paycheck	08/07/2020	2163	Alan Mitchell		0.00
Paycheck	08/07/2020	2164	Lori A Gonzalez		110.44
Paycheck	08/07/2020	2165	Nakia D Foskett		11.16
Paycheck	08/07/2020	2166	William A Rae		0.00
Paycheck	08/07/2020	2166	William A Rae		0.00
Paycheck	08/07/2020	2166	William A Rae		0.00

9:39 AM

04/21/21

Accrual Basis

**Buckingham Park Water District  
Transaction Detail By Account  
July 2020 through March 2021**

Type	Date	Num	Name	Memo	Amount
Paycheck	08/07/2020	2166	William A Rae		0.00
Paycheck	08/07/2020	2166	William A Rae		0.00
Paycheck	08/20/2020	2183	Ahimsah O Wonderwheel		0.00
Paycheck	08/20/2020	2183	Ahimsah O Wonderwheel		0.00
Paycheck	08/20/2020	2183	Ahimsah O Wonderwheel		0.00
Paycheck	08/20/2020	2183	Ahimsah O Wonderwheel		0.00
Paycheck	08/20/2020	2183	Ahimsah O Wonderwheel		0.00
Paycheck	08/20/2020	2183	Ahimsah O Wonderwheel		0.00
Paycheck	08/20/2020	2184	Alan Mitchell		0.00
Paycheck	08/20/2020	2184	Alan Mitchell		0.00
Paycheck	08/20/2020	2184	Alan Mitchell		0.00
Paycheck	08/20/2020	2184	Alan Mitchell		0.00
Paycheck	08/20/2020	2185	Lori A Gonzalez		99.40
Paycheck	08/20/2020	2185	Lori A Gonzalez		10.55
Paycheck	08/20/2020	2186	Nakia D Foskett		2.48
Paycheck	08/20/2020	2187	William A Rae	VOID:	0.00
Paycheck	08/20/2020	2187	William A Rae	VOID:	0.00
Paycheck	08/20/2020	2187	William A Rae	VOID:	0.00
Paycheck	08/20/2020	2187	William A Rae	VOID:	0.00
Paycheck	08/20/2020	2191	William A Rae		0.00
Paycheck	08/20/2020	2191	William A Rae		0.00
Paycheck	08/20/2020	2191	William A Rae		0.00
Paycheck	08/20/2020	2191	William A Rae		0.00
Paycheck	09/03/2020	ACH	Ahimsah O Wonderwheel		0.00
Paycheck	09/03/2020	ACH	Ahimsah O Wonderwheel		0.00
Paycheck	09/03/2020	2211	Alan Mitchell		0.00
Paycheck	09/03/2020	2211	Alan Mitchell		0.00
Paycheck	09/03/2020	2211	Alan Mitchell		0.00
Paycheck	09/03/2020	2211	Alan Mitchell		0.00
Paycheck	09/03/2020	2211	Alan Mitchell		0.00
Paycheck	09/03/2020	ACH	Lori A Gonzalez		50.41
Paycheck	09/03/2020	ACH	Nakia D Foskett		13.64
Paycheck	09/03/2020	ACH	William A Rae		0.00
Paycheck	09/03/2020	ACH	William A Rae		0.00
Paycheck	09/03/2020	ACH	William A Rae		0.00
Paycheck	09/03/2020	ACH	William A Rae		0.00
Paycheck	09/18/2020	ACH	Ahimsah O Wonderwheel		0.00
Paycheck	09/18/2020	ACH	Ahimsah O Wonderwheel		0.00
Paycheck	09/18/2020	ACH	Ahimsah O Wonderwheel		0.00
Paycheck	09/18/2020	2235	Alan Mitchell		0.00
Paycheck	09/18/2020	2235	Alan Mitchell		0.00
Paycheck	09/18/2020	2235	Alan Mitchell		0.00
Paycheck	09/18/2020	ACH	Lori A Gonzalez		0.00
Paycheck	09/18/2020	ACH	Lori A Gonzalez		0.00
Paycheck	09/18/2020	ACH	Nakia D Foskett		7.44
Paycheck	09/18/2020	ACH	William A Rae		0.00
Paycheck	09/18/2020	ACH	William A Rae		0.00
Paycheck	09/18/2020	ACH	William A Rae		0.00

9:39 AM

04/21/21

Accrual Basis

**Buckingham Park Water District**  
**Transaction Detail By Account**  
**July 2020 through March 2021**

Type	Date	Num	Name	Memo	Amount
Paycheck	09/18/2020	ACH	William A Rae		0.00
Paycheck	09/18/2020	ACH	William A Rae		0.00
Paycheck	10/01/2020	2262	William A Rae		0.00
Paycheck	10/01/2020	2262	William A Rae		0.00
Paycheck	10/01/2020	2262	William A Rae		0.00
Paycheck	10/02/2020	2257	Ahimsah O Wonderwheel		0.00
Paycheck	10/02/2020	2257	Ahimsah O Wonderwheel		0.00
Paycheck	10/02/2020	2258	Alan Mitchell		0.00
Paycheck	10/02/2020	2258	Alan Mitchell		0.00
Paycheck	10/02/2020	2258	Alan Mitchell		0.00
Paycheck	10/02/2020	2258	Alan Mitchell		0.00
Paycheck	10/02/2020	2259	Lori A Gonzalez		0.00
Paycheck	10/02/2020	2260	Nakia D Foskett		22.94
Paycheck	10/02/2020	2261	William A Rae	VOID:	0.00
Paycheck	10/02/2020	2261	William A Rae	VOID:	0.00
Paycheck	10/02/2020	2261	William A Rae	VOID:	0.00
Paycheck	10/16/2020	2281	Ahimsah O Wonderwheel		0.00
Paycheck	10/16/2020	2281	Ahimsah O Wonderwheel		0.00
Paycheck	10/16/2020	2282	Alan Mitchell		0.00
Paycheck	10/16/2020	2282	Alan Mitchell		0.00
Paycheck	10/16/2020	2282	Alan Mitchell		0.00
Paycheck	10/16/2020	2282	Alan Mitchell		0.00
Paycheck	10/16/2020	2282	Alan Mitchell		0.00
Paycheck	10/16/2020	2284	Lori A Gonzalez		0.00
Paycheck	10/16/2020	2284	Lori A Gonzalez		0.00
Paycheck	10/16/2020	2283	William A Rae		0.00
Paycheck	10/16/2020	2283	William A Rae		0.00
Paycheck	10/16/2020	2283	William A Rae		0.00
Paycheck	10/16/2020	2283	William A Rae		0.00
Paycheck	10/16/2020	2283	William A Rae		0.00
Paycheck	10/30/2020	2303	Ahimsah O Wonderwheel		0.00
Paycheck	10/30/2020	2303	Ahimsah O Wonderwheel		0.00
Paycheck	10/30/2020	2304	Alan Mitchell		0.00
Paycheck	10/30/2020	2304	Alan Mitchell		0.00
Paycheck	10/30/2020	2304	Alan Mitchell		0.00
Paycheck	10/30/2020	2304	Alan Mitchell		0.00
Paycheck	10/30/2020	2305	Lori A Gonzalez		0.00
Paycheck	10/30/2020	2305	Lori A Gonzalez		0.00
Paycheck	10/30/2020	2306	Nakia D Foskett		18.60
Paycheck	10/30/2020	2307	William A Rae		0.00
Paycheck	10/30/2020	2307	William A Rae		0.00
Paycheck	10/30/2020	2307	William A Rae		0.00
Paycheck	10/30/2020	2307	William A Rae		0.00
Paycheck	11/10/2020	ACH	Ahimsah O Wonderwheel		0.00
Paycheck	11/10/2020	ACH	Ahimsah O Wonderwheel		0.00
Paycheck	11/10/2020	2339	Alan Mitchell		0.00
Paycheck	11/10/2020	2339	Alan Mitchell		0.00
Paycheck	11/10/2020	2339	Alan Mitchell		0.00

9:39 AM

04/21/21

Accrual Basis

**Buckingham Park Water District  
Transaction Detail By Account  
July 2020 through March 2021**

Type	Date	Num	Name	Memo	Amount
Paycheck	11/10/2020	2339	Alan Mitchell		0.00
Paycheck	11/10/2020	2339	Alan Mitchell		0.00
Paycheck	11/10/2020	2339	Alan Mitchell		0.00
Paycheck	11/10/2020	ACH	Lori A Gonzalez		0.00
Paycheck	11/10/2020	ACH	William A Rae		0.00
Paycheck	11/10/2020	ACH	William A Rae		0.00
Paycheck	11/10/2020	ACH	William A Rae		0.00
Paycheck	11/10/2020	ACH	William A Rae		0.00
Paycheck	11/10/2020	ACH	William A Rae		0.00
Paycheck	11/27/2020	ACH	Ahimsah O Wonderwheel		0.00
Paycheck	11/27/2020	2350	Alan Mitchell		0.00
Paycheck	11/27/2020	2350	Alan Mitchell		0.00
Paycheck	11/27/2020	2350	Alan Mitchell		0.00
Paycheck	11/27/2020	ACH	Lori A Gonzalez		0.00
Paycheck	11/27/2020	ACH	Lori A Gonzalez		0.00
Paycheck	11/27/2020	ACH	Nakia D Foskett		27.28
Paycheck	11/27/2020	ACH	William A Rae		0.00
Paycheck	11/27/2020	ACH	William A Rae		0.00
Paycheck	11/27/2020	ACH	William A Rae		0.00
Paycheck	11/27/2020	ACH	William A Rae		0.00
Paycheck	11/27/2020	ACH	William A Rae		0.00
Paycheck	12/11/2020	2367	Ahimsah O Wonderwheel		0.00
Paycheck	12/11/2020	2367	Ahimsah O Wonderwheel		0.00
Paycheck	12/11/2020	2367	Ahimsah O Wonderwheel		0.00
Paycheck	12/11/2020	2368	Alan Mitchell		0.00
Paycheck	12/11/2020	2368	Alan Mitchell		0.00
Paycheck	12/11/2020	2368	Alan Mitchell		0.00
Paycheck	12/11/2020	2368	Alan Mitchell		0.00
Paycheck	12/11/2020	2368	Alan Mitchell		0.00
Paycheck	12/11/2020	2369	Lori A Gonzalez		0.00
Paycheck	12/11/2020	2369	Lori A Gonzalez		0.00
Paycheck	12/11/2020	2370	William A Rae		0.00
Paycheck	12/11/2020	2370	William A Rae		0.00
Paycheck	12/11/2020	2370	William A Rae		0.00
Paycheck	12/11/2020	2370	William A Rae		0.00
Paycheck	12/11/2020	2370	William A Rae		0.00
Paycheck	12/24/2020	2393	Ahimsah O Wonderwheel		0.00
Paycheck	12/24/2020	2393	Ahimsah O Wonderwheel		0.00
Paycheck	12/24/2020	2393	Ahimsah O Wonderwheel		0.00
Paycheck	12/24/2020	2394	Alan Mitchell		0.00
Paycheck	12/24/2020	2394	Alan Mitchell		0.00
Paycheck	12/24/2020	2394	Alan Mitchell		0.00
Paycheck	12/24/2020	2395	Lori A Gonzalez		0.00
Paycheck	12/24/2020	2396	Nakia D Foskett		4.34
Paycheck	12/24/2020	2397	William A Rae	VOID:	0.00
Paycheck	12/24/2020	2397	William A Rae	VOID:	0.00
Paycheck	12/24/2020	2397	William A Rae	VOID:	0.00
Paycheck	12/24/2020	2416	William A Rae		0.00
Paycheck	12/24/2020	2416	William A Rae		0.00

9:39 AM

04/21/21

Accrual Basis

**Buckingham Park Water District**  
**Transaction Detail By Account**  
 July 2020 through March 2021

Type	Date	Num	Name	Memo	Amount
Paycheck	12/24/2020	2416	William A Rae		0.00
Paycheck	01/08/2021	2418	Ahimsah O Wonderwheel		117.44
Paycheck	01/08/2021	2418	Ahimsah O Wonderwheel		50.00
Paycheck	01/08/2021	2419	Alan Mitchell		51.56
Paycheck	01/08/2021	2419	Alan Mitchell		30.36
Paycheck	01/08/2021	2419	Alan Mitchell		121.45
Paycheck	01/08/2021	2419	Alan Mitchell		7.44
Paycheck	01/08/2021	2420	Lori A Gonzalez		64.29
Paycheck	01/08/2021	2420	Lori A Gonzalez		42.20
Paycheck	01/08/2021	2421	William A Rae		51.80
Paycheck	01/08/2021	2421	William A Rae		25.33
Paycheck	01/08/2021	2421	William A Rae		31.17
Paycheck	01/08/2021	2421	William A Rae		10.39
Paycheck	01/08/2021	2421	William A Rae		18.60
Paycheck	01/22/2021	2432	Ahimsah O Wonderwheel		168.74
Paycheck	01/22/2021	2433	Alan Mitchell		179.96
Paycheck	01/22/2021	2433	Alan Mitchell		24.04
Paycheck	01/22/2021	2433	Alan Mitchell		5.06
Paycheck	01/22/2021	2433	Alan Mitchell		13.02
Paycheck	01/22/2021	2434	Lori A Gonzalez		106.49
Paycheck	01/22/2021	2435	Nakia D Foskett		21.08
Paycheck	01/22/2021	2436	William A Rae		53.25
Paycheck	01/22/2021	2436	William A Rae		40.27
Paycheck	01/22/2021	2436	William A Rae		3.90
Paycheck	01/22/2021	2436	William A Rae		10.39
Paycheck	01/22/2021	2436	William A Rae		13.02
Paycheck	02/05/2021	2456	Ahimsah O Wonderwheel		97.82
Paycheck	02/05/2021	2457	Alan Mitchell		0.66
Paycheck	02/05/2021	2457	Alan Mitchell		0.18
Paycheck	02/05/2021	2457	Alan Mitchell		0.10
Paycheck	02/05/2021	2457	Alan Mitchell		0.02
Paycheck	02/05/2021	2457	Alan Mitchell		0.08
Paycheck	02/05/2021	2457	Alan Mitchell		0.07
Paycheck	02/05/2021	2458	Lori A Gonzalez		99.40
Paycheck	02/05/2021	2458	Lori A Gonzalez		10.55
Paycheck	02/05/2021	2459	Nakia D Foskett		12.40
Paycheck	02/05/2021	2460	William A Rae		52.61
Paycheck	02/05/2021	2460	William A Rae		29.87
Paycheck	02/05/2021	2460	William A Rae		14.29
Paycheck	02/05/2021	2460	William A Rae		9.09
Paycheck	02/05/2021	2460	William A Rae		13.02
Paycheck	02/19/2021	2480	Ahimsah O Wonderwheel		0.00
Paycheck	02/19/2021	2480	Ahimsah O Wonderwheel		0.00
Paycheck	02/19/2021	2481	Alan Mitchell		0.00
Paycheck	02/19/2021	2481	Alan Mitchell		0.00
Paycheck	02/19/2021	2481	Alan Mitchell		0.00
Paycheck	02/19/2021	2482	Lori A Gonzalez		100.88
Paycheck	02/19/2021	2482	Lori A Gonzalez		4.62
Paycheck	02/19/2021	2482	Lori A Gonzalez		1.98



9:39 AM

04/21/21

Accrual Basis

**Buckingham Park Water District**  
**Transaction Detail By Account**  
**July 2020 through March 2021**

Type	Date	Num	Name	Memo	Amount
Paycheck	02/19/2021	2483	William A Rae	VOID:	0.00
Paycheck	02/19/2021	2483	William A Rae	VOID:	0.00
Paycheck	02/19/2021	2483	William A Rae	VOID:	0.00
Paycheck	02/19/2021	2484	William A Rae		27.47
Paycheck	02/19/2021	2484	William A Rae		21.04
Paycheck	02/19/2021	2484	William A Rae		2.20
Paycheck	02/19/2021	2484	William A Rae		6.29
Paycheck	03/05/2021	2499	Ahimsah O Wonderwheel		0.00
Paycheck	03/05/2021	2499	Ahimsah O Wonderwheel		0.00
Paycheck	03/05/2021	2500	Alan Mitchell		0.00
Paycheck	03/05/2021	2500	Alan Mitchell		0.00
Paycheck	03/05/2021	2500	Alan Mitchell		0.00
Paycheck	03/05/2021	2500	Alan Mitchell		0.00
Paycheck	03/05/2021	2500	Alan Mitchell		0.00
Paycheck	03/05/2021	2500	Alan Mitchell		0.00
Paycheck	03/05/2021	2501	Lori A Gonzalez		3.24
Paycheck	03/05/2021	2501	Lori A Gonzalez		0.35
Paycheck	03/05/2021	2502	Nakia D Foskett		14.88
Paycheck	03/05/2021	2503	William A Rae		0.00
Paycheck	03/05/2021	2503	William A Rae		0.00
Paycheck	03/05/2021	2503	William A Rae		0.00
Paycheck	03/19/2021	2517	Ahimsah O Wonderwheel		0.00
Paycheck	03/19/2021	2517	Ahimsah O Wonderwheel		0.00
Paycheck	03/19/2021	2518	Alan Mitchell		0.00
Paycheck	03/19/2021	2518	Alan Mitchell		0.00
Paycheck	03/19/2021	2518	Alan Mitchell		0.00
Paycheck	03/19/2021	2518	Alan Mitchell		0.00
Paycheck	03/19/2021	2519	Lori A Gonzalez		0.00
Paycheck	03/19/2021	2519	Lori A Gonzalez		0.00
Paycheck	03/19/2021	2520	Nakia D Foskett		3.72
Paycheck	03/19/2021	2521	William A Rae		0.00
Paycheck	03/19/2021	2521	William A Rae		0.00
Paycheck	03/19/2021	2521	William A Rae		0.00
Paycheck	03/19/2021	2521	William A Rae		0.00
Paycheck	03/19/2021	2521	William A Rae		0.00
Paycheck	03/29/2021	2534	Ahimsah O Wonderwheel	VOID:	0.00
Paycheck	03/29/2021	2534	Ahimsah O Wonderwheel	VOID:	0.00
Paycheck	03/29/2021	2535	Alan Mitchell	VOID:	0.00
Paycheck	03/29/2021	2535	Alan Mitchell	VOID:	0.00
Paycheck	03/29/2021	2535	Alan Mitchell	VOID:	0.00
Paycheck	03/29/2021	2536	Lori A Gonzalez	VOID:	0.00
Paycheck	03/29/2021	2537	Nakia D Foskett	VOID:	0.00
Paycheck	03/29/2021	2538	William A Rae	VOID:	0.00
Paycheck	03/29/2021	2538	William A Rae	VOID:	0.00
Paycheck	03/29/2021	2538	William A Rae	VOID:	0.00
Paycheck	03/29/2021	2538	William A Rae	VOID:	0.00
Paycheck	03/29/2021	2539	Ahimsah O Wonderwheel	VOID:	0.00
Paycheck	03/29/2021	2539	Ahimsah O Wonderwheel	VOID:	0.00

9:39 AM

04/21/21

Accrual Basis

**Buckingham Park Water District**  
**Transaction Detail By Account**  
**July 2020 through March 2021**

Type	Date	Num	Name	Memo	Amount
Paycheck	03/29/2021	2540	Alan Mitchell		0.00
Paycheck	03/29/2021	2540	Alan Mitchell		0.00
Paycheck	03/29/2021	2540	Alan Mitchell		0.00
Paycheck	03/29/2021	2541	Lori A Gonzalez		0.00
Paycheck	03/29/2021	2542	Nakia D Foskett		6.20
Paycheck	03/29/2021	2543	William A Rae		0.00
Paycheck	03/29/2021	2543	William A Rae		0.00
Paycheck	03/29/2021	2543	William A Rae		0.00
Paycheck	03/29/2021	2543	William A Rae		0.00
Total 565.32 · SUI (State Unemployment Ins)					2,364.68
Total 565.30 · Payroll Taxes					2,364.68
Total 565.00 · EMPLOYEES RETIREMENT & BENEFITS					2,364.68
Total ADMINISTRATIVE & GENERAL					2,364.68
<b>TOTAL</b>					<b>2,364.68</b>

9:40 AM

04/21/21

Accrual Basis

**Buckingham Park Water District**  
**Transaction Detail By Account**  
 July 2020 through March 2021

Type	Date	Num	Name	Memo	Amount
<b>ADMINISTRATIVE &amp; GENERAL</b>					
<b>565.00 · EMPLOYEES RETIREMENT &amp; BENEFITS</b>					
<b>565.40 · Workers Comp Insurance</b>					
General Journal	07/01/2020	46899	Special District Risk ...	SDRMA Workers Comp 19/20 (Inv #65929)	635.48
Paycheck	07/23/2020	ACH	William A Rae		15.11
General Journal	07/23/2020	46926	State Compensation...	Workers comp code entered in payroll in error 7/23/20	-15.11
General Journal	08/01/2020	46907	Special District Risk ...	SDRMA Workers Comp 19/20 (Inv #65929)	635.48
Bill	08/14/2020	68962	Special District Risk ...	Annual Workers Comp	1,047.97
General Journal	09/01/2020	46932	Special District Risk ...	SDRMA Workers Comp 19/20 (Inv #65929)	635.48
General Journal	10/01/2020	46945	Special District Risk ...	SDRMA Workers Comp 19/20 (Inv #65929)	635.48
General Journal	11/01/2020	46954	Special District Risk ...	SDRMA Workers Comp 19/20 (Inv #65929)	635.48
General Journal	12/01/2020	46962	Special District Risk ...	SDRMA Workers Comp 19/20 (Inv #65929)	635.48
General Journal	01/01/2021	46969	Special District Risk ...	SDRMA Workers Comp 19/20 (Inv #65929)	635.48
General Journal	02/01/2021	46978	Special District Risk ...	SDRMA Workers Comp 19/20 (Inv #65929)	635.48
General Journal	03/01/2021	46983	Special District Risk ...	SDRMA Workers Comp 19/20 (Inv #65929)	635.48
Total 565.40 · Workers Comp Insurance					6,767.29
Total 565.00 · EMPLOYEES RETIREMENT & BENEFITS					6,767.29
Total ADMINISTRATIVE & GENERAL					6,767.29
<b>TOTAL</b>					<b>6,767.29</b>

9:41 AM

04/21/21

Accrual Basis

**Buckingham Park Water District**  
**Transaction Detail By Account**  
 July 2020 through March 2021

Type	Date	Num	Name	Memo	Amount
<b>ADMINISTRATIVE &amp; GENERAL</b>					
<b>569.00 · OTHER</b>					
<b>569.10 · Employee Uniforms</b>					
Bill	09/11/2020	25845	KonocTees	Employee shirts	467.43
Bill	09/30/2020	PO #2...	Kelseyville Lumber	Flagger vest for LG	11.79
Total 569.10 · Employee Uniforms					479.22
Total 569.00 · OTHER					479.22
Total ADMINISTRATIVE & GENERAL					479.22
<b>TOTAL</b>					<b>479.22</b>

9:41 AM

04/21/21

Accrual Basis

**Buckingham Park Water District**  
**Transaction Detail By Account**  
 July 2020 through March 2021

Type	Date	Num	Name	Memo	Amount
<b>ADMINISTRATIVE &amp; GENERAL</b>					
<b>569.00 · OTHER</b>					
<b>569.45 · Outside Services</b>					
Check	07/02/2020		Sophie Koot - Notary	Two Lien Releases for Libby	30.00
Check	07/23/2020		Sophie Koot - Notary	for Lien of 044-110-000 - 3011 Buckingham Drive	15.00
Check	07/28/2020		Sophie Koot - Notary	Lien for 044-251-03 / Francis and Sharon Anderson	15.00
Bill	09/11/2020	489532	Lake County Waste ...		23.00
Bill	09/21/2020	2206	Middletown Copy & ...	Updated Door Hangers	284.21
Bill	09/24/2020	491856	Lake County Waste ...	PO #2301 - Oak brnaches from tank site 2	9.00
Bill	10/12/2020	1186	Clearlake Lava, Inc	PO #2306 - 2 sack slurry for 1995 Eastlake Drive service line repair	271.34
Bill	10/25/2020	1619	Clearlake Lava, Inc	PO #2312 - 2100 Eastlake Drive Service Line Repair	262.28
Bill	10/31/2020		Autozone	flasher relay for zap truck	13.50
Bill	11/05/2020	498927	Lake County Waste ...	Disposal of leaves from tank 2 site	9.00
Bill	11/11/2020	68422...	Autozone	PO #2319 - Bulbs & Motor oil	22.54
Bill	11/11/2020	499950	Lake County Waste ...	PO #2318 -Disposal of leaves from plant and office	18.00
Bill	12/10/2020	504496	Lake County Waste ...	PO #2326 Disposal of leaves	18.00
Bill	12/21/2020	83621...	Performance Mecha...	Diagnostic & Install turbo Universal Capacitor	308.00
Check	12/29/2020		Sophie Koot - Notary	Notary for Lien of 044-202-120-000	15.00
Bill	01/01/2021	05056...	Lake County Waste ...	Green Waste	13.50
Check	01/14/2021		Sophie Koot - Notary		15.00
Bill	02/02/2021	68422...	Autozone	Anti Freeze & Motor Oil @ Ford Ranger	28.42
Check	03/09/2021	2516	Sophie Koot - Notary	Lien 044-241-05	15.00
Check	03/09/2021	2517	Sophie Koot - Notary	Lien 044-202-14	15.00
Check	03/09/2021	2518	Sophie Koot - Notary	Lien 044-182-01	15.00
Total 569.45 · Outside Services					1,415.79
Total 569.00 · OTHER					1,415.79
Total ADMINISTRATIVE & GENERAL					1,415.79
<b>TOTAL</b>					<b>1,415.79</b>

9:42 AM

04/21/21

Accrual Basis

**Buckingham Park Water District  
Transaction Detail By Account  
July 2020 through March 2021**

Type	Date	Num	Name	Memo	Amount
<b>SOURCE OF SUPPLY</b>					
<b>511.00 · SUPERVISION, LABOR &amp; EXPENSES</b>					
<b>511.20 · PG&amp;E / Electricity</b>					
Bill	07/17/2020	6/18/2...	PG&E	Intake Power / 6/18/20-7/16/20	828.83
Bill	09/17/2020	8/18/2...	PG&E	Intake Power	854.76
Check	10/21/2020	ACH	PG&E	Distribution System 9/17/20 - 10/16/20	268.02
Check	10/21/2020	ACH	PG&E	Intake Power	817.65
Check	11/05/2020	ACH	PG&E	Intake Power	817.65
Check	12/04/2020	ACH	PG&E	Intake Power	591.04
Check	01/04/2021	ACH	PG&E	Intake Power	502.33
Check	01/21/2021	ACH	PG&E	Intake Power	501.10
Check	02/22/2021	ACH	PG&E	Intake Power 01/19/21 - 02/17/21	476.83
Check	03/22/2021	ACH	PG&E	2/18/21 - 03/18/21	474.03
Total 511.20 · PG&E / Electricity					6,132.24
Total 511.00 · SUPERVISION, LABOR & EXPENSES					6,132.24
Total SOURCE OF SUPPLY					6,132.24
<b>TOTAL</b>					<b>6,132.24</b>

9:42 AM

04/21/21

Accrual Basis

**Buckingham Park Water District  
Transaction Detail By Account  
July 2020 through March 2021**

Type	Date	Num	Name	Memo	Amount
<b>TRANSMISSION &amp; DISTRIBUTION</b>					
<b>541.00 · SUPERVISION, LABOR &amp; EXPENSES</b>					
<b>541.10 · Wages</b>					
Paycheck	07/09/2020	2123	Alan Mitchell		122.43
Paycheck	07/09/2020	2123	Alan Mitchell		163.24
Paycheck	07/09/2020	Direct ...	William A Rae		481.85
Paycheck	07/23/2020	ACH	Ahimsah O Wonder...		84.00
Paycheck	07/23/2020	2140	Alan Mitchell		346.89
Paycheck	07/23/2020	ACH	William A Rae		41.90
Paycheck	07/23/2020	ACH	William A Rae		419.00
Invoice	07/23/2020	2	Water Sales	Bulk Water Sale = 445 Cubic Feet	-58.73
Paycheck	08/07/2020	2163	Alan Mitchell		163.24
Paycheck	08/07/2020	2166	William A Rae		523.75
Paycheck	08/07/2020	2166	William A Rae		86.43
Paycheck	08/20/2020	2183	Ahimsah O Wonder...		50.40
Paycheck	08/20/2020	2183	Ahimsah O Wonder...		33.60
Paycheck	08/20/2020	2184	Alan Mitchell		326.48
Paycheck	08/20/2020	2187	William A Rae	VOID:	0.00
Paycheck	08/20/2020	2187	William A Rae	VOID:	0.00
Paycheck	08/20/2020	2191	William A Rae		728.01
Paycheck	08/20/2020	2191	William A Rae		7.86
Paycheck	09/03/2020	2211	Alan Mitchell		530.53
Paycheck	09/03/2020	ACH	William A Rae		628.50
Paycheck	09/03/2020	ACH	William A Rae		62.86
Paycheck	09/18/2020	2235	Alan Mitchell		652.96
Paycheck	09/18/2020	ACH	William A Rae		811.81
Paycheck	10/01/2020	2262	William A Rae		963.70
Paycheck	10/02/2020	2258	Alan Mitchell		244.86
Paycheck	10/02/2020	2261	William A Rae	VOID:	0.00
Paycheck	10/16/2020	2282	Alan Mitchell		754.99
Paycheck	10/16/2020	2283	William A Rae		633.74
Paycheck	10/30/2020	2304	Alan Mitchell		724.38
Paycheck	10/30/2020	2307	William A Rae		1,026.55
Paycheck	11/10/2020	2339	Alan Mitchell		877.42
Paycheck	11/10/2020	2339	Alan Mitchell		15.31
Paycheck	11/10/2020	ACH	William A Rae		801.34
Paycheck	11/27/2020	2350	Alan Mitchell		489.72
Paycheck	11/27/2020	2350	Alan Mitchell		91.83
Paycheck	11/27/2020	ACH	William A Rae		654.69
Paycheck	12/11/2020	2368	Alan Mitchell		275.47
Paycheck	12/11/2020	2370	William A Rae		356.15
Paycheck	12/24/2020	2394	Alan Mitchell		285.67
Paycheck	12/24/2020	2397	William A Rae	VOID:	0.00
Paycheck	12/24/2020	2416	William A Rae		885.14
Paycheck	01/08/2021	2419	Alan Mitchell		489.72
Paycheck	01/08/2021	2421	William A Rae		377.10
Paycheck	01/08/2021	2421	William A Rae		31.43
Paycheck	01/22/2021	2433	Alan Mitchell		387.70
Paycheck	01/22/2021	2436	William A Rae		649.45

9:42 AM

04/21/21

Accrual Basis

**Buckingham Park Water District**  
**Transaction Detail By Account**  
**July 2020 through March 2021**

Type	Date	Num	Name	Memo	Amount
Paycheck	02/05/2021	2457	Alan Mitchell		571.34
Paycheck	02/05/2021	2460	William A Rae		481.85
Paycheck	02/19/2021	2481	Alan Mitchell		1,316.12
Paycheck	02/19/2021	2483	William A Rae	VOID:	0.00
Paycheck	02/19/2021	2484	William A Rae		701.83
Paycheck	03/05/2021	2500	Alan Mitchell		244.86
Paycheck	03/05/2021	2503	William A Rae		796.10
Paycheck	03/19/2021	2518	Alan Mitchell		591.75
Paycheck	03/19/2021	2521	William A Rae		864.19
Paycheck	03/29/2021	2535	Alan Mitchell	VOID:	0.00
Paycheck	03/29/2021	2538	William A Rae	VOID:	0.00
Paycheck	03/29/2021	2540	Alan Mitchell		489.72
Paycheck	03/29/2021	2543	William A Rae		927.04
Total 541.10 · Wages					24,208.17
Total 541.00 · SUPERVISION, LABOR & EXPENSES					24,208.17
Total TRANSMISSION & DISTRIBUTION					24,208.17
<b>TOTAL</b>					<b>24,208.17</b>



9:43 AM

04/21/21

Accrual Basis

**Buckingham Park Water District**  
**Transaction Detail By Account**  
 July 2020 through March 2021

Type	Date	Num	Name	Memo	Amount
<b>TRANSMISSION &amp; DISTRIBUTION</b>					
<b>541.00 · SUPERVISION, LABOR &amp; EXPENSES</b>					
<b>541.40 · Safety &amp; Security</b>					
Bill	07/10/2020	2185	Middletown Copy & ...	Lori's Name Badge and Magnets	122.27
Bill	08/28/2020	2195	Middletown Copy & ...	Name Badges for Alan, Ahimsah & Will also Door Magnets for Will	159.80
Check	09/15/2020	2249	Ahimsah Wonderwh...	Online Flagger Course	280.00
Bill	01/15/2021	12711...	Kelseyville Lumber	Motion Light for outback	75.06
Bill	02/10/2021	12788...	Kelseyville Lumber		23.57
Bill	02/15/2021		US Bank	New Office Cameras	528.73
Total 541.40 · Safety & Security					1,189.43
Total 541.00 · SUPERVISION, LABOR & EXPENSES					1,189.43
Total TRANSMISSION & DISTRIBUTION					1,189.43
<b>TOTAL</b>					<b>1,189.43</b>

9:44 AM

04/21/21

Accrual Basis

**Buckingham Park Water District  
Transaction Detail By Account  
July 2020 through March 2021**

Type	Date	Num	Name	Memo	Amount
<b>TRANSMISSION &amp; DISTRIBUTION</b>					
<b>541.00 · SUPERVISION, LABOR &amp; EXPENSES</b>					
<b>541.50 · State Water Board Licensing</b>					
Bill	12/18/2020	SM-10...	State Water Resour...	State Water Permit License Fee for 7/1/20 - 06/30/21	1,508.10
Total 541.50 · State Water Board Licensing					<u>1,508.10</u>
Total 541.00 · SUPERVISION, LABOR & EXPENSES					<u>1,508.10</u>
Total TRANSMISSION & DISTRIBUTION					<u>1,508.10</u>
<b>TOTAL</b>					<b><u><u>1,508.10</u></u></b>

9:44 AM

04/21/21

Accrual Basis

**Buckingham Park Water District**  
**Transaction Detail By Account**  
 July 2020 through March 2021

Type	Date	Num	Name	Memo	Amount
<b>TRANSMISSION &amp; DISTRIBUTION</b>					
<b>542.00 · MAINTENANCE,STRUCTURES &amp; IMPROV</b>					
<b>542.10 · Outside Services</b>					
Bill	09/13/2020	PO #2...	Clearlake Lava, Inc	Slurry for trench backfill 1995 Westlake Drive	271.34
Bill	09/23/2020	18860...	Granite Construction	PO #2301 - Hot Patch for Hillside Court	33.20
Bill	10/06/2020	14783	Burrell's Automotive	Install ebrake lever assy	317.81
Bill	10/08/2020	18979...	Granite Construction	PO #2309 - Asphalt for service line repair	71.02
Bill	02/17/2021	9025-21	Chernoh Excavating	Westlake Drive Main Line Repair	480.00
Bill	03/18/2021	14997	Burrell's Automotive	Valve cover, oil & filter temp sensor	300.59
Bill	03/24/2021		Terri Lujan	Equipment Rental	1,775.00
Total 542.10 · Outside Services					3,248.96
Total 542.00 · MAINTENANCE,STRUCTURES & IMPROV					3,248.96
Total TRANSMISSION & DISTRIBUTION					3,248.96
<b>TOTAL</b>					<b>3,248.96</b>

9:45 AM

04/21/21

Accrual Basis

**Buckingham Park Water District**  
**Transaction Detail By Account**  
 July 2020 through March 2021

Type	Date	Num	Name	Memo	Amount
<b>TRANSMISSION &amp; DISTRIBUTION</b>					
<b>542.00 · MAINTENANCE,STRUCTURES &amp; IMPROV</b>					
<b>542.20 · Supplies</b>					
Bill	08/11/2020	12211...	Kelseyville Lumber	PO # 2291 Aeration Pump Repair Parts	87.32
Bill	08/18/2020	PO 22...	Kelseyville Lumber	60# Asphalt Patch	42.20
Bill	10/06/2020	PO #2...	Kelseyville Lumber	Pipe wrap and asphalt patch	76.36
Bill	10/09/2020	02638...	Pace Supply	PO #2308 - Service line & fittings for inventory	409.95
Bill	10/13/2020	387346	USA Bluebook	PO #2311 - White marking paint	120.33
Bill	10/21/2020	02638...	Pace Supply	PO #2308	537.32
Bill	10/29/2020	02638...	Pace Supply	Po #2308	103.62
Bill	11/05/2020	12499...	Kelseyville Lumber	PO #2316 - Maint Supplies	26.79
Bill	11/19/2020	19246...	Granite Construction	PO #2320 - base rock & sand	603.90
Bill	11/19/2020	02645...	Pace Supply	PO #2315 - Misc service line fittings	600.39
Bill	11/24/2020	02645...	Pace Supply	inv# 026457599-1 repair supplies	537.32
Bill	11/24/2020	02645...	Pace Supply	supplies for distribution repairs	417.69
Bill	12/08/2020	02649...	Pace Supply	PO #2315 corp stop	111.68
Bill	12/10/2020	12611...	Kelseyville Lumber	PO #2325 green waste bags/yardsticks	25.68
Bill	12/11/2020	14060...	Badger Meter Inc.	Po #2324 - 6 new meters	559.65
Bill	01/05/2021	12683...	Kelseyville Lumber	PO #2329	31.72
Bill	01/06/2021	12685...	Kelseyville Lumber	PO #2330	35.38
Bill	01/07/2021	56195...	Mendo Mill Home C...	PO #2331	91.06
Bill	02/03/2021	493130	USA Bluebook	PO #2339	381.02
Bill	02/11/2021	12790...	Kelseyville Lumber	PO #2342	14.91
Bill	03/25/2021	02674...	Pace Supply	PO #2347	326.92
Bill	03/25/2021	553798	USA Bluebook	PO #2348	121.04
Total 542.20 · Supplies					5,262.25
Total 542.00 · MAINTENANCE,STRUCTURES & IMPROV					5,262.25
Total TRANSMISSION & DISTRIBUTION					5,262.25
<b>TOTAL</b>					<b>5,262.25</b>

9:45 AM

04/21/21

Accrual Basis

**Buckingham Park Water District  
Transaction Detail By Account  
July 2020 through March 2021**

Type	Date	Num	Name	Memo	Amount
<b>TRANSMISSION &amp; DISTRIBUTION</b>					
<b>542.00 · MAINTENANCE,STRUCTURES &amp; IMPROV</b>					
<b>542.40 · Equipment Rental</b>					
Bill	09/22/2020	24642...	Kelseyville Lumber	PO #2303	80.44
Bill	10/07/2020	196321	UCC Rentals	Vibra Plate	78.00
Bill	10/28/2020		Terri Lujan	2700 Buckingham Drive Service Line Repair	750.00
Total 542.40 · Equipment Rental					908.44
Total 542.00 · MAINTENANCE,STRUCTURES & IMPROV					908.44
Total TRANSMISSION & DISTRIBUTION					908.44
<b>TOTAL</b>					<b>908.44</b>

9:46 AM

04/21/21

Accrual Basis

**Buckingham Park Water District**  
**Transaction Detail By Account**  
 July 2020 through March 2021

Type	Date	Num	Name	Memo	Amount
<b>WATER TREATMENT</b>					
<b>531.00 · SUPERVISION, LABOR &amp; EXPENSE</b>					
<b>531.15 · PG&amp;E / Electricity</b>					
Bill	07/17/2020	6/18/2...	PG&E	Water Plant / 6/18/20-7/16/20	432.43
Bill	09/17/2020	8/18/2...	PG&E	Water Plant Power	445.96
Check	10/21/2020	ACH	PG&E	Water Plant	426.60
Check	11/05/2020	ACH	PG&E	Water Plant	426.60
Check	12/04/2020	ACH	PG&E	Water Plant	308.37
Check	01/04/2021	ACH	PG&E	Water Plant Power	262.09
Check	01/21/2021	ACH	PG&E	Water Plant Power	261.45
Check	02/22/2021	ACH	PG&E	Water Plant Power 01/19/21 - 02/17/21	248.78
Check	03/22/2021	ACH	PG&E	2/18/21 - 03/18/21	247.32
Total 531.15 · PG&E / Electricity					3,059.60
Total 531.00 · SUPERVISION, LABOR & EXPENSE					3,059.60
Total WATER TREATMENT					3,059.60
<b>TOTAL</b>					<b>3,059.60</b>

9:46 AM

04/21/21

Accrual Basis

**Buckingham Park Water District**  
**Transaction Detail By Account**  
 July 2020 through March 2021

Type	Date	Num	Memo	Amount
<b>WATER TREATMENT</b>				
<b>531.00 · SUPERVISION, LABOR &amp; EXPENSE</b>				
<b>531.25 · Chemicals-PostChlor Sodium Hypo</b>				
General Journal	07/31/2020	46910	Expense post-chlor for July 2020 - 144.8 Gal	363.45
General Journal	08/31/2020	46922	Expense post-chlor for August 2020 - 205 Gal	515.05
General Journal	09/30/2020	46937	Expense post-chlor for September 2020 - 173 Gal	485.85
General Journal	10/31/2020	46947	Expense post-chlor for October 2020 - 116 Gal	326.52
General Journal	11/30/2020	46957	Expense post-chlor for November 2020 - 74.1 Gal	208.22
General Journal	12/31/2020	46965	Expense post-chlor for December 2020 - 60.9 Gal	171.13
General Journal	01/31/2021	46974	Expense post-chlor for January 2021 - 65.7 Gal	184.62
General Journal	02/28/2021	46980	Expense post-chlor for Feb 2021 - 45.1 Gal	126.73
General Journal	03/31/2021	46987	Expense post-chlor for March 2021 - 50.4 Gal	141.62
Total 531.25 · Chemicals-PostChlor Sodium Hypo				2,523.19
Total 531.00 · SUPERVISION, LABOR & EXPENSE				2,523.19
Total WATER TREATMENT				2,523.19
<b>TOTAL</b>				<b>2,523.19</b>

9:47 AM

04/21/21

Accrual Basis

**Buckingham Park Water District**  
**Transaction Detail By Account**  
 July 2020 through March 2021

Type	Date	Num	Name	Memo	Amount
<b>WATER TREATMENT</b>					
<b>531.00 · SUPERVISION, LABOR &amp; EXPENSE</b>					
<b>531.40 · Testing - Lab</b>					
Bill	07/06/2020	17101...	Karola Kennedy	microcystin testing	105.00
Bill	07/22/2020	00732...	Alpha Analytical Lab...		120.00
Bill	08/02/2020	17100...	Karola Kennedy		105.00
Bill	09/21/2020	00934...	Alpha Analytical Lab...	Treated in plant	120.00
Bill	09/26/2020	17100...	Karola Kennedy		210.00
Bill	10/05/2020	01016...	Alpha Analytical Lab...		85.00
Bill	10/27/2020	01044...	Alpha Analytical Lab...		265.00
Bill	11/24/2020	17100...	Karola Kennedy	1710011-101620 Treated water Microcystin	105.00
Bill	11/24/2020	01125...	Alpha Analytical Lab...	20j3239 Finished water title 22	765.00
Bill	11/24/2020	20k0087	Alpha Analytical Lab...	20k0087 TOC	120.00
Bill	01/11/2021	10119...	Alpha Analytical Lab...	In plant treated	55.00
Bill	02/02/2021	10129...	Alpha Analytical Lab...	Water Treatment	120.00
Bill	02/10/2021	10228...	Alpha Analytical Lab...	Treated	135.00
Bill	03/17/2021	10344...	Alpha Analytical Lab...	Treated Water	120.00
Bill	03/29/2021	10359...	Alpha Analytical Lab...	Active treated in plant	35.00
Bill	03/30/2021	10361...	Alpha Analytical Lab...	Treatment	125.00
Total 531.40 · Testing - Lab					2,590.00
Total 531.00 · SUPERVISION, LABOR & EXPENSE					2,590.00
Total WATER TREATMENT					2,590.00
<b>TOTAL</b>					<b>2,590.00</b>



9:48 AM

04/21/21

Accrual Basis

**Buckingham Park Water District**  
**Transaction Detail By Account**  
 July 2020 through March 2021

Type	Date	Num	Name	Memo	Amount
<b>WATER TREATMENT</b>					
531.00 · SUPERVISION, LABOR & EXPENSE					
531.55 · State Water Board Licensing					
Bill	08/04/2020	D Op#...	State Water Resour...	Renewal for Alan Mitchell	90.00
Bill	12/18/2020	SM-10...	State Water Resour...	State Water Permit License Fee for 7/1/20 - 06/30/21	1,508.10
Total 531.55 · State Water Board Licensing					1,598.10
Total 531.00 · SUPERVISION, LABOR & EXPENSE					1,598.10
Total WATER TREATMENT					1,598.10
<b>TOTAL</b>					<b>1,598.10</b>

9:48 AM

04/21/21

Accrual Basis

**Buckingham Park Water District  
Transaction Detail By Account  
July 2020 through March 2021**

Type	Date	Num	Name	Memo	Amount
<b>WATER TREATMENT</b>					
<b>531.00 · SUPERVISION, LABOR &amp; EXPENSE</b>					
<b>531.60 · CUPA Permit &amp; other permits</b>					
Check	09/21/2020	2255	Lake County Depart...	Encroachment Permit 2390/2395 Eastlake Drive Service Line Leak	200.00
Check	09/24/2020		Lake County Depart...	Encroachment Permit 2390/2395 Eastlake Drive Service Line Leak ...	20.00
Bill	10/01/2020	2020_...	County Of Lake Dep...	Lakebed annual encroachment lease	128.00
Bill	10/14/2020		Lake County Public ...	Permit for 2100 Eastlake Drive	220.00
Check	10/21/2020	2302	Lake County Public ...	Permit for 2700 Buckingham Drive Service Line Repair	220.00
Bill	10/28/2020	IN001...	County of Lake Heal...	Cupa Permit 2021 Facility ID FA0000026	904.00
Check	02/17/2021	2498	Lake County Public ...	Westlake Drive Water Main Repair	220.00
Total 531.60 · CUPA Permit & other permits					1,912.00
Total 531.00 · SUPERVISION, LABOR & EXPENSE					1,912.00
Total WATER TREATMENT					1,912.00
<b>TOTAL</b>					<b>1,912.00</b>

9:49 AM

04/21/21

Accrual Basis

**Buckingham Park Water District**  
**Transaction Detail By Account**  
 July 2020 through March 2021

Type	Date	Num	Name	Memo	Amount
<b>WATER TREATMENT</b>					
<b>531.00 · SUPERVISION, LABOR &amp; EXPENSE</b>					
<b>531.70 · Alarm</b>					
Bill	09/01/2020	6423	High Country Security		96.00
Bill	10/14/2020		Ahimsah Wonderwh...		21.50
Bill	12/01/2020	6895	High Country Security	Plant Alarm	96.00
Bill	03/01/2021	7419	High Country Security	Plant Alarm	96.00
Total 531.70 · Alarm					309.50
Total 531.00 · SUPERVISION, LABOR & EXPENSE					309.50
Total WATER TREATMENT					309.50
<b>TOTAL</b>					<b>309.50</b>

9:49 AM

04/21/21

Accrual Basis

**Buckingham Park Water District**  
**Transaction Detail By Account**  
 July 2020 through March 2021

Type	Date	Num	Name	Memo	Amount
<b>WATER TREATMENT</b>					
<b>532.00 · MAINTENANCE,STRUCTURES &amp; IMPROV</b>					
<b>532.20 · Supplies</b>					
Bill	07/02/2020	285148	USA Bluebook	PO #2277, avacado Style Flow Switches	144.19
Bill	07/10/2020	PO #2...	Mendo Mill Home C...	PO #2280, Distilled Water	19.51
Check	07/22/2020	2160	Ahimsah Wonderwh...	Alarm Battery - Amazon	23.49
Check	07/22/2020	2160	Ahimsah Wonderwh...	Alarm Battery - Amazon	24.66
Bill	08/04/2020	68421...	Autozone		26.56
Bill	08/04/2020	24103...	Kelseyville Lumber	Tie down hardware for Propane Tank	107.17
Bill	08/04/2020	24166...	Kelseyville Lumber		16.08
Bill	08/19/2020	PO 22...	Grainger	PO #2294 Waste Receptor for cracked eye wash station	172.56
Bill	10/13/2020	11314...	Quill	Plant Office Toner	96.83
Bill	10/13/2020	11284...	Quill	Plant Office Toner	232.72
Bill	10/14/2020	11315...	Quill	Plant Office Toner	170.52
Check	10/15/2020		Autozone	Oil for Jumping Jack	13.02
Bill	11/04/2020	55780...	Mendo Mill Home C...	Misc supplies	185.83
Bill	12/03/2020	14006...	Grainger	PO #2321 relay & socket for Zap truck / bulbs	149.28
Bill	12/04/2020	68422...	Autozone	PO #2323 - Replace Auxilary battery on Zap truck	167.25
Bill	12/10/2020	68422...	Autozone	PO #2327 spark plugs/ignition wire set	44.51
Bill	12/21/2020	01241...	Alpha Analytical Lab...	Treated Water	120.00
Total 532.20 · Supplies					1,714.18
Total 532.00 · MAINTENANCE,STRUCTURES & IMPROV					1,714.18
Total WATER TREATMENT					1,714.18
<b>TOTAL</b>					<b>1,714.18</b>

9:50 AM

04/21/21

Accrual Basis

**Buckingham Park Water District**  
**Transaction Detail By Account**  
 July 2020 through March 2021

Type	Date	Num	Name	Memo	Amount
<b>WATER TREATMENT</b>					
532.00 · MAINTENANCE,STRUCTURES & IMPROV					
532.40 · Equipment Rental					
Bill	11/24/2020		Terri Lujan	drying bed cleanout	450.00
Bill	01/14/2021		Terri Lujan	Cleaning out drying beds	1,700.00
Total 532.40 · Equipment Rental					2,150.00
Total 532.00 · MAINTENANCE,STRUCTURES & IMPROV					2,150.00
Total WATER TREATMENT					2,150.00
<b>TOTAL</b>					<b>2,150.00</b>

9:50 AM

04/21/21

Accrual Basis

**Buckingham Park Water District**  
**Transaction Detail By Account**  
 July 2020 through March 2021

Type	Date	Num	Name	Memo	Amount
<b>NON-OPERATING REVENUE</b>					
<b>498.00 · OTHER NON-OPERATING REVENUES</b>					
<b>498.45 · CIP Reserve</b>					
General Journal	07/31/2020	46906	Water Sales	July 2020	10,534.00
General Journal	08/31/2020	46919	Water Sales	August 2020	10,488.00
General Journal	09/30/2020	46938	Water Sales	September 2020	10,488.00
General Journal	10/01/2020	46934	Water Sales	September 2020	0.00
General Journal	10/31/2020	46944	Water Sales	October 2020	10,442.00
General Journal	11/30/2020	46953	Water Sales	November 2020	10,534.00
General Journal	12/31/2020	46961	Water Sales	December 2020	10,511.00
General Journal	01/31/2021	46968	Water Sales	January 2021	10,442.00
General Journal	02/28/2021	46977	Water Sales	February 2021	10,442.00
General Journal	03/31/2021	46985	Water Sales	March 2021	10,442.00
Total 498.45 · CIP Reserve					94,323.00
Total 498.00 · OTHER NON-OPERATING REVENUES					94,323.00
Total NON-OPERATING REVENUE					94,323.00
<b>TOTAL</b>					<b>94,323.00</b>

8:54 AM

## Buckingham Park Water District

## Balance Sheet

As of March 31, 2021

04/06/21

Accrual Basis

	Mar 31, 21
<b>ASSETS</b>	
<b>Current Assets</b>	
Checking/Savings	
125 · Umpqua Bank - 6156 (USDA pmnts)	57,825.12
110 · Umpqua Bank - 7106	-3,000.10
115 · Umpqua Bank- 1586	83,152.10
120 · LAIF	967,650.93
130 · Petty Cash	65.00
Total Checking/Savings	1,105,693.05
Accounts Receivable	
200 · Accounts Receivable	
200-80 · Cal OES Grant Reimbursement	58.73
200-20 · Delinquent Accounts Receivable	708.65
200-30 · Utility Billing Receivable	20,183.65
200.10 · Accounts Receivable - Other	622.13
200 · Accounts Receivable - Other	-125.00
Total 200 · Accounts Receivable	21,448.16
Total Accounts Receivable	21,448.16
Other Current Assets	
300 · Prepaid Expenses	
300-35 · Prepaid Insurance-Liability	7,993.86
300-10 · Prepaid Chemicals	
300-101 · Prepaid Coagulant	9,740.77
300-105 · Prepaid Coagulant Aid	-761.30
300-200 · PrePaid Chlor Disinfectant	1,711.36
300-10 · Prepaid Chemicals - Other	79.56
Total 300-10 · Prepaid Chemicals	10,770.39
300-20 · Prepaid Filter Media	1,902.67
300-30 · Prepaid Insurance-Workers Comp	1,345.41
300-40 · Prepaid Office Supplies & Svcs	21,785.66
300-60 · Prepaid Tools & Equip	-4,767.62
Total 300 · Prepaid Expenses	39,030.37
Total Other Current Assets	39,030.37
Total Current Assets	1,166,171.58
<b>Fixed Assets</b>	
Accumulated Depreciation	-2,708,773.37
CIP - 2016 Retaining Wall	76,581.54
CIP - CDPHP501710011264-FA5013	-46,493.52
CIP - USDA Dist System Improv	1,425,035.52
CIP -SRF-14-613-550	6,718.75
Equipment Assets	
Office Equipment	10,929.05
Tools & Equipment	116,721.38
Equipment Assets - Other	21,129.50
Total Equipment Assets	148,779.93
Land	325,085.00
Water System Assets	
Fence	6,050.00
Water System Assets - Other	4,706,518.07
Total Water System Assets	4,712,568.07
Water System Software	0.08
1651 · Office Building	168,464.27

8:54 AM

## Buckingham Park Water District

04/06/21

## Balance Sheet

Accrual Basis

As of March 31, 2021

	Mar 31, 21
Total Fixed Assets	4,107,966.27
Other Assets	
GMAC Bond Assessment Receivable	33,181.20
Total Other Assets	33,181.20
<b>TOTAL ASSETS</b>	<b>5,307,319.05</b>
<b>LIABILITIES &amp; EQUITY</b>	
Liabilities	
Current Liabilities	
Accounts Payable	
Accounts Payable	12,654.02
Total Accounts Payable	12,654.02
Other Current Liabilities	
PAYROLL LIABILITIES	
Compensated Absences Accrued	4,714.81
EMPLOYEE WITHHOLDINGS	
Emp. IRA Contributions	973.75
Employee Fed W/H	1,754.40
Employee Medical W/H	3,973.79
Employee Paid FICA	
Employee % Medicare	206.32
Employee % Social Security	882.16
Total Employee Paid FICA	1,088.48
Employee PIT W/H	671.02
Employee Vol. SDI W/H	115.97
Total EMPLOYEE WITHHOLDINGS	8,577.41
EMPLOYER CONTRIBUTIONS & TAXES	
Employer IRA Contributions	-851.41
Employer Medical Contribution	500.00
Payroll Taxes	
Employer FICA	
Medicare	125.80
Social Security	962.68
Total Employer FICA	1,088.48
Employer SUI	-80.56
Employer Training Tax	-442.92
Payroll Taxes - Other	-3,308.19
Total Payroll Taxes	-2,743.19
EMPLOYER CONTRIBUTIONS & TAXES - Other	537.57
Total EMPLOYER CONTRIBUTIONS & TAXES	-2,557.03
PAYROLL LIABILITIES - Other	-349.78
Total PAYROLL LIABILITIES	10,385.41
Suspense	-1,069.13
2600 · Loan - SRF Zero Interest	178,200.00
Total Other Current Liabilities	187,516.28
Total Current Liabilities	200,170.30
Long Term Liabilities	
GMAC Bond Assessment Payable	-67,412.42
Less Current Portion	85,899.00
USDA Loan	1,026,028.94



8:54 AM

## Buckingham Park Water District

## Balance Sheet

As of March 31, 2021

04/06/21

Accrual Basis

	Mar 31, 21
Total Long Term Liabilities	1,044,515.52
Total Liabilities	1,244,685.82
Equity	
Investment in Fixed Assets, Net	2,538,552.00
Restricted	
Capital Improvement Plan (\$23)	
Short Lived Asset Reserve -USDA	19,150.00
Debt Service - USDA Loan	45,113.00
Debt Service - S.R.F. Loan	6,600.00
Capital Improvement Plan (\$23) - Other	414,125.20
Total Capital Improvement Plan (\$23)	484,988.20
Emergency Reserves(\$7)	140,268.57
Expansion Fees(\$9k)	-22,238.66
Total Restricted	603,018.11
Unrestricted	
Unrestricted / Designated	
Gen. Operating Reserve	391,583.00
Total Unrestricted / Designated	391,583.00
Unrestricted - Other	240,510.86
Total Unrestricted	632,093.86
1110 - Retained Earnings	82,438.65
Net Income	206,530.61
Total Equity	4,062,633.23
<b>TOTAL LIABILITIES &amp; EQUITY</b>	<b>5,307,319.05</b>

9:00 AM

**Buckingham Park Water District**  
**Statement of Cash Flows**  
 March 2021

04/06/21

	Mar 21
<b>OPERATING ACTIVITIES</b>	
Net Income	-2,622.67
Adjustments to reconcile Net Income to net cash provided by operations:	
200 · Accounts Receivable:200-30 · Utility Billing Receivable	4,231.46
300 · Prepaid Expenses:300-35 · Prepaid Insurance-Liability	1,065.52
300 · Prepaid Expenses:300-10 · Prepaid Chemicals:300-101 · Prepaid Coagulant	-3,178.30
300 · Prepaid Expenses:300-10 · Prepaid Chemicals:300-200 · PrePaid Chlor Disinfectant	267.23
300 · Prepaid Expenses:300-20 · Prepaid Filter Media	115.00
300 · Prepaid Expenses:300-30 · Prepaid Insurance-Workers Comp	635.48
Accounts Payable	-1,475.79
PAYROLL LIABILITIES:EMPLOYEE WITHHOLDINGS:Emp. IRA Contributions	412.77
PAYROLL LIABILITIES:EMPLOYEE WITHHOLDINGS:Employee Fed W/H	1,133.00
PAYROLL LIABILITIES:EMPLOYEE WITHHOLDINGS:Employee Paid FICA:Employee % Medicare	146.80
PAYROLL LIABILITIES:EMPLOYEE WITHHOLDINGS:Employee Paid FICA:Employee % Social Security	627.67
PAYROLL LIABILITIES:EMPLOYEE WITHHOLDINGS:Employee PIT W/H	430.82
PAYROLL LIABILITIES:EMPLOYEE WITHHOLDINGS:Employee Vol. SDI W/H	116.54
PAYROLL LIABILITIES:EMPLOYER CONTRIBUTIONS & TAXES:Employer IRA Contributions	248.47
PAYROLL LIABILITIES:EMPLOYER CONTRIBUTIONS & TAXES:Payroll Taxes:Employer FICA:Medicare	146.80
PAYROLL LIABILITIES:EMPLOYER CONTRIBUTIONS & TAXES:Payroll Taxes:Employer FICA:Social Security	627.67
PAYROLL LIABILITIES:EMPLOYER CONTRIBUTIONS & TAXES:Payroll Taxes:Employer SUI	6.20
	2,934.67
Net cash provided by Operating Activities	2,934.67
<b>FINANCING ACTIVITIES</b>	
1110 · Retained Earnings	-10,442.00
Restricted:Capital Improvement Plan (\$23)	10,442.00
	0.00
Net cash provided by Financing Activities	0.00
Net cash increase for period	2,934.67
Cash at beginning of period	1,102,758.38
Cash at end of period	1,105,693.05

8:59 AM

04/06/21

**Buckingham Park Water District**  
**Statement of Cash Flows**  
 July 2020 through March 2021

	Jul '20 - Mar 21
<b>OPERATING ACTIVITIES</b>	
Net Income	206,530.61
Adjustments to reconcile Net Income to net cash provided by operations:	
200 · Accounts Receivable:200-80 · Cal OES Grant Reimbursement	-58.73
200 · Accounts Receivable:200-20 · Delinquent Accounts Receivable	72.80
200 · Accounts Receivable:200-30 · Utility Billing Receivable	-5,624.88
300 · Prepaid Expenses:300-35 · Prepaid Insurance-Liability	9,589.68
300 · Prepaid Expenses:300-10 · Prepaid Chemicals:300-101 · Prepaid Coagulant	-1,346.76
300 · Prepaid Expenses:300-10 · Prepaid Chemicals:300-105 · Prepaid Coagulant Aid	410.44
300 · Prepaid Expenses:300-10 · Prepaid Chemicals:300-200 · PrePaid Chlor Disinfectant	-267.14
300 · Prepaid Expenses:300-20 · Prepaid Filter Media	1,035.00
300 · Prepaid Expenses:300-30 · Prepaid Insurance-Workers Comp	5,719.32
300 · Prepaid Expenses:300-40 · Prepaid Office Supplies & Svcs	-1,119.55
Accounts Payable	-6,471.28
PAYROLL LIABILITIES:EMPLOYEE WITHHOLDINGS:Emp. IRA Contributions	409.15
PAYROLL LIABILITIES:EMPLOYEE WITHHOLDINGS:Employee Fed W/H	1,126.00
PAYROLL LIABILITIES:EMPLOYEE WITHHOLDINGS:Employee Paid FICA:Employee % Medicare	145.93
PAYROLL LIABILITIES:EMPLOYEE WITHHOLDINGS:Employee Paid FICA:Employee % Social Security	623.93
PAYROLL LIABILITIES:EMPLOYEE WITHHOLDINGS:Employee PIT W/H	427.08
PAYROLL LIABILITIES:EMPLOYEE WITHHOLDINGS:Employee Vol. SDI W/H	115.97
PAYROLL LIABILITIES:EMPLOYER CONTRIBUTIONS & TAXES:Employer IRA Contributions	246.66
PAYROLL LIABILITIES:EMPLOYER CONTRIBUTIONS & TAXES:Payroll Taxes:Employer FICA:Medicare	145.93
PAYROLL LIABILITIES:EMPLOYER CONTRIBUTIONS & TAXES:Payroll Taxes:Employer FICA:Social Security	623.93
PAYROLL LIABILITIES:EMPLOYER CONTRIBUTIONS & TAXES:Payroll Taxes:Employer SUI	6.20
	212,340.29
Net cash provided by Operating Activities	212,340.29
<b>INVESTING ACTIVITIES</b>	
GMAC Bond Assessment Receivable	288.70
	288.70
Net cash provided by Investing Activities	288.70
<b>FINANCING ACTIVITIES</b>	
USDA Loan	21,196.88
1110 · Retained Earnings	-125,354.25
Restricted:Capital Improvement Plan (\$23)	57,707.73
Restricted:Emergency Reserves(\$7)	-9,200.00
	-55,649.64
Net cash provided by Financing Activities	-55,649.64
Net cash increase for period	156,979.35
Cash at beginning of period	948,713.70
Cash at end of period	1,105,693.05

JOURNAL ENTRY TO RECORD CHEMICAL INVENTORY FOR MONTH ENDING:

March 2021

1. PRE-CHLORINE

CREDIT: PREPAID CHEMICALS / DISINFECTANT

DEBIT: 531.20 / PRE-CHLORINE

\$ 125.61

MEMO: EXPENSE 44.7 GAL OF PRE-CL2

0.00

0.00

44.7 x

2.81 =

125.61 \*

*Pre. cl2*

2. POST-CHLORINE

CREDIT: PREPAID CHEMICALS / DISINFECTANT

DEBIT: 531.25 / POST CHLORINE

\$ 141.62

MEMO: EXPENSE 50.4 GAL OF POST-CL2

0.00

50.4 x

2.81 =

141.62 \*

*Post cl2*

3. COAGULANT

CREDIT: PREPAID CHEMICALS / COAGULANT

DEBIT: 531.30 / COAGULANT

\$ 420.70

MEMO: EXPENSE 60.1 GAL OF COAG

0.00

60.1 x

7.0 =

420.70 \*

*Coagulant*

*AW*

4. COAGULANT AID

CREDIT: PREPAID CHEMICALS / COAGULANT AID

DEBIT: 531.35 / COAGULANT AID

\$ 0

MEMO: EXPENSE 0 GAL OF COAG AID

12:00 PM  
 04/05/21  
 Accrual Basis

Buckingham Park Water District  
 General Journal Transaction  
 March 31, 2021

Num	Name	Memo	Account	Class	Debit	Credit
46986		Coagulant Ex...	531.30 · Chemicals ...		420.70	
		Coagulant Ex...	300-101 · Prepaid C...			420.70
					420.70	420.70
TOTAL					420.70	420.70

12:02 PM  
 04/05/21  
 Accrual Basis

**Buckingham Park Water District  
 General Journal Transaction  
 March 31, 2021**

Num	Name	Memo	Account	Class	Debit	Credit
46987		Expense pre-...	531.20 · Chemicals-...		125.61	
		Expense post...	531.25 · Chemicals-...		141.62	
		95.1 gal expe...	300-200 · PrePaid C...			267.23
					<u>267.23</u>	<u>267.23</u>
TOTAL					<u>267.23</u>	<u>267.23</u>


**UMPQUA BANK**

March 31, 2021 Page: 1 of 8

 Customer Service:  
 1-866-486-7782

 BUCKINGHAM PARK WATER DISTRICT  
 2880 EASTLAKE DR  
 KELSEYVILLE CA 95451-9031

 Last statement: February 28, 2021  
 This statement: March 31, 2021

**PUBLIC FUNDS ANALYZED CHECKING**

Account number	4861421586	Beginning balance	\$89,621.24
Low balance	\$75,851.81	Deposits/Additions	\$58,760.69
Average balance	\$86,147.16	Withdrawals/Subtractions	\$48,908.60
Interest earned	\$0.00	Ending balance	\$99,473.33

**Deposits/Additions**

<u>Date</u>	<u>Description</u>	<u>Additions</u>
03-08	Deposit	200.00
03-08	Deposit	100.00
03-31	Deposit	200.00
<b>Total Additions</b>		<b>\$500.00</b>

**Other Deposits/ Additions**

<u>Date</u>	<u>Description</u>	<u>Additions</u>
03-01	Remote Capture Dep	2,916.24
03-03	Remote Capture Dep	4,023.36
03-03	Remote Capture Dep	769.40
03-08	Remote Capture Dep	5,929.70
03-08	Remote Capture Dep	778.29
03-09	Remote Capture Dep	848.46
03-10	Remote Capture Dep	2,057.74
03-12	Remote Capture Dep	4,955.96
03-15	Remote Capture Dep	2,475.15
03-16	Remote Capture Dep	1,167.07
03-17	Remote Capture Dep	1,166.25
03-18	Remote Capture Dep	598.34
03-19	Remote Capture Dep	1,792.00
03-22	Remote Capture Dep	1,167.62
03-23	Remote Capture Dep	1,274.88
03-25	Remote Capture Dep	951.21
03-26	Remote Capture Dep	1,614.59
03-29	Remote Capture Dep	3,724.32
03-30	Remote Capture Dep	1,979.84

BUCKINGHAM PARK WATER DISTRICT

March 31, 2021 Page: 2 of 8

<u>Date</u>	<u>Description</u>	<u>Additions</u>
03-31	Remote Capture Dep	854.51
<b>Total Other Deposits/ Additions</b>		<b>\$41,044.93</b>

**ACH and Electronic Payments/Subtractions**

<u>Date</u>	<u>Description</u>	<u>Subtractions</u>
03-03	ACH Debit Vsp Payment Payments 20210303	46.28
03-04	ACH Debit Buckingham Park ACH 9425181586 Debit Offset For O Riginated Credits	5,159.65
03-05	ACH Debit Employment Devel Edd Eftpmt 1314722336 20210305	122.15
03-05	ACH Debit Employment Devel Edd Eftpmt 429920800 20210305	483.48
03-05	ACH Debit Franklin Sponsor 34957 20210305	566.59
03-05	ACH Debit IRS Usataxpymt 270146414070905 20210305	2,748.10
03-09	ACH Debit Pgande Web Online 20210309	262.19
03-09	ACH Debit Pgande Web Online 20210309	2,073.14
03-10	ACH Debit United Healthcar EDI Paymts 20210310 442580033420	2,634.82
03-15	ACH Debit Intuit Payroll 7607452 20210315	650.00
03-18	ACH Debit Leasing Services Cash Trans Greatamerica Fi Leasing Services* 877-311-4422*agree Ment Number 100429	394.03
03-18	ACH Debit Franklin Sponsor 34957 20210318	563.11
03-18	ACH Debit Buckingham Park ACH 9425181586 Debit Offset For O Riginated Credits	4,920.48
03-19	ACH Debit Employment Devel Edd Eftpmt 389935648 20210319	118.18
03-19	ACH Debit Employment Devel Edd Eftpmt 1381626400 20210319	452.97
03-19	ACH Debit IRS Usataxpymt 270147842890529 20210319	2,665.38
03-24	ACH Debit Pgande Web Online 20210324	234.09
<b>Total ACH and Electronic Payments/Subtractions</b>		<b>\$24,094.64</b>

*Adj. LG, WF, WR**Adj. LG, WF, WR***ACH and Electronic Deposits/Additions**

<u>Date</u>	<u>Description</u>	<u>Additions</u>
03-03	ACH Credit Paygov.U, LLC Tf 3.1 Buckingham Park 20210303	96.30
03-04	ACH Credit Paygov.U, LLC Tf 3.2 Buckingham Park 20210304	327.64
03-10	ACH Credit Paygov.U, LLC Tf 3.8 Buckingham Park 20210310	225.00
03-11	ACH Credit Paygov.U, LLC Tf 3.9 Buckingham Park 20210311	107.46
03-15	ACH Credit Paygov.U, LLC Tf 3.11 Buckingham Park 20210315	99.49
03-17	ACH Credit Paygov.U, LLC Tf 3.15 Buckingham Park 20210317	178.96
03-25	ACH Credit Buckingham Park Payment 9425181586 Credit Offset For Originated Debits	15,858.32
03-30	ACH Credit Paygov.U, LLC Tf 3.26 Buckingham Park 20210330	223.16
03-31	ACH Credit Paygov.U, LLC Tf 3.29 Buckingham Park 20210331	99.43
<b>Total ACH and Electronic Deposits/Additions</b>		<b>\$17,215.76</b>

*CC-10163  
11561  
11040***Other Withdrawals/Subtractions**

<u>Date</u>	<u>Description</u>	<u>Subtractions</u>
03-22	Maintenance Fee Analysis Activity For 02/21	236.23
03-22	Maintenance Fee Fee Based Activity For 02/21	763.51
03-29	Cash Mgmt Trsfr Dr Ref 08816331 Funds Transfer To Dep 4864976156 From Usda Loan Payment	375.95
<b>Total Other Withdrawals/Subtractions</b>		<b>\$1,375.69</b>

*New Check  
Scan her*



Daily Balances

Date	Amount	Date	Amount	Date	Amount
02-28	89,621.24	03-10	80,387.85	03-22	76,785.34
03-01	92,156.46	03-11	80,351.76	03-23	77,738.61
03-02	90,995.05	03-12	85,307.72	03-24	77,504.52
03-03	95,837.83	03-15	87,232.36	03-25	94,122.05
03-04	82,959.10	03-16	88,399.43	03-26	95,671.19
03-05	75,851.81	03-17	89,676.20	03-29	97,927.35
03-08	82,735.80	03-18	84,266.97	03-30	100,130.35
03-09	80,739.93	03-19	80,216.46	03-31	99,473.33

Overdraft Fee Summary

	Total For This Period	Total Year-to-Date
Total Overdraft Fees	\$0.00	\$0.00
Total Returned Item Fees	\$0.00	\$0.00

Checks

Check #	Amount	Date	Check #	Amount	Date
2474	\$200.00	03-02	2515	\$124.00	03-08
*2492	\$432.68	03-02	2516	\$143.55	03-11
*2495	\$528.73	03-02	*2518	\$2,472.03	03-19
*2497	\$381.02	03-01	*2526	\$124.00	03-23
2498	\$220.00	03-05	2527	\$179.34	03-23
*2500	\$2,486.97	03-05	2528	\$192.00	03-25
*2504	\$8,046.72	03-04	2529	\$18.27	03-23
*2509	\$68.44	03-17	2530	\$3,599.00	03-22
2510	\$509.00	03-09	*2532	\$1,092.21	03-29
2511	\$480.00	03-05	2533	\$65.45	03-26
2512	\$33.95	03-19	*2555	\$1,775.00	03-31
2513	\$129.95	03-18	2556	\$35.96	03-31
2514	\$100.00	03-19			

(\* Skip in check sequence, R-Check has been returned, + Electronified check)

Total Checks paid: 25 for -\$23,438.27

BUCKINGHAM PARK WATER DISTRICT

March 31, 2021 Page: 4 of 8

BUCKINGHAM PARK WATER DISTRICT  
2410 EASTLAKE DR  
KELSEVILLE, CA 95451-9031  
707-279-4568

2474  
ISSUED DATE  
3/2/2021

PAY TO THE ORDER OF: Digital Deployment, Inc dba Streamline \$ \*\*200.00

Two Hundred and 00/100

Digital Deployment, Inc  
dba Streamline  
2321 P Sweet, 1st Floor  
Sacramento, CA 95818

MEMO

⑈002474⑈ ⑆123205054⑆ 4861421586⑆

Check # 2474, Posted 03-02-21, Amount \$200.00

BUCKINGHAM PARK WATER DISTRICT  
2410 EASTLAKE DR  
KELSEVILLE, CA 95451-9031  
707-279-4568

2497  
ISSUED DATE  
3/1/2021

PAY TO THE ORDER OF: USA Bluebook \$ \*\*381.02

Three Hundred Eighty One and 02/100

USA Bluebook  
P.O. Box 9004  
Carroll, IL 60031

MEMO

⑈002497⑈ ⑆123205054⑆ 4861421586⑆

Check # 2497, Posted 03-01-21, Amount \$381.02

FOR DEPOSIT ONLY  
ACCT# 019988  
DIGITAL DEPLOYMENT, INC  
2321 P SWEET, 1ST FLOOR  
SACRAMENTO, CA 95818

FOR THE  
SACRAMENTO  
CITY BANK

⑈002474⑈ ⑆123205054⑆ 4861421586⑆

FOR DEPOSIT ONLY  
ACCT# 019988  
DIGITAL DEPLOYMENT, INC  
2321 P SWEET, 1ST FLOOR  
SACRAMENTO, CA 95818

⑈002497⑈ ⑆123205054⑆ 4861421586⑆

BUCKINGHAM PARK WATER DISTRICT  
2410 EASTLAKE DR  
KELSEVILLE, CA 95451-9031  
707-279-4568

2492  
ISSUED DATE  
3/1/2021

PAY TO THE ORDER OF: County of Lake Soss Waste \$ \*\*432.68

Four Hundred Thirty Two and 68/100

County of Lake Soss Waste  
333 2nd Street  
Lafayette, CA 95453

MEMO

⑈002492⑈ ⑆123205054⑆ 4861421586⑆

Check # 2492, Posted 03-02-21, Amount \$432.68

BUCKINGHAM PARK WATER DISTRICT  
2410 EASTLAKE DR  
KELSEVILLE, CA 95451-9031  
707-279-4568

2498  
ISSUED DATE  
3/5/2021

PAY TO THE ORDER OF: Lake County Public Works / Roads Division \$ \*\*220.00

Two Hundred Twenty and 00/100

Lake County Public Works / Roads Division

MEMO

⑈002498⑈ ⑆123205054⑆ 4861421586⑆

Check # 2498, Posted 03-05-21, Amount \$220.00

FOR DEPOSIT ONLY  
Fidelity Bank Treasurer  
Columbia Savings Dept 9927  
1000 FIDELITY BANK CENTER  
COLUMBIA, MO 65201

⑈002492⑈ ⑆123205054⑆ 4861421586⑆

FOR DEPOSIT ONLY  
FIDELITY BANK TREASURER  
COLUMBIA SAVINGS DEPARTMENT  
1000 FIDELITY BANK CENTER  
COLUMBIA, MO 65201

⑈002498⑈ ⑆123205054⑆ 4861421586⑆

BUCKINGHAM PARK WATER DISTRICT  
2410 EASTLAKE DR  
KELSEVILLE, CA 95451-9031  
707-279-4568

2495  
ISSUED DATE  
3/1/2021

PAY TO THE ORDER OF: US Bank \$ \*\*528.73

Five Hundred Twenty Eight and 73/100

US Bank  
P.O. Box 6343  
 Fargo, ND 58125-6343

MEMO

⑈002495⑈ ⑆123205054⑆ 4861421586⑆

Check # 2495, Posted 03-02-21, Amount \$528.73

BUCKINGHAM PARK WATER DISTRICT  
2410 EASTLAKE DR  
KELSEVILLE, CA 95451-9031  
707-279-4568

2500  
ISSUED DATE  
3/5/2021

PAY TO THE ORDER OF: Alan Mitchell \$ \*\*2,486.97

Two Thousand Four Hundred Eighty Six and 97/100

Alan Mitchell  
3835 Jefferson Street  
Clatskanie, OR 97122

MEMO

⑈002500⑈ ⑆123205054⑆ 4861421586⑆

Check # 2500, Posted 03-05-21, Amount \$2,486.97

FOR DEPOSIT ONLY  
U.S. BANK  
FARGO ELECTRONIC PAYMENT

⑈002495⑈ ⑆123205054⑆ 4861421586⑆

FOR DEPOSIT ONLY  
U.S. BANK  
FARGO ELECTRONIC PAYMENT

⑈002500⑈ ⑆123205054⑆ 4861421586⑆

BUCKINGHAM PARK WATER DISTRICT

BUCKINGHAM PARK WATER DISTRICT  
 P.O. BOX 4525  
 2500 EASTLAKE DR.  
 KEESVILLE, CA 95451-9031

2504  
 3/2/2021

PAY TO THE ORDER OF: Suzanne & Charles Clay \$ 8,046.72

Eight Thousand Forty-Six and 72/100

Suzanne & Charles Clay

MEMO: Reimbursement for ACH Payment for \$330 Orchard

⑆002504⑆ ⑆123205054⑆ 4861421586⑆

Check # 2504, Posted 03-04-21, Amount \$8,046.72

BUCKINGHAM PARK WATER DISTRICT  
 P.O. BOX 4525  
 2500 EASTLAKE DR.  
 KEESVILLE, CA 95451-9031

2511  
 3/5/2021

PAY TO THE ORDER OF: Church Excavating \$ 480.00

Four Hundred Eighty and 00/100

Church Excavating  
 PO Box 428  
 Lower Lake, CA 95451

MEMO

⑆002511⑆ ⑆123205054⑆ 4861421586⑆

Check # 2511, Posted 03-05-21, Amount \$480.00

BUCKINGHAM PARK WATER DISTRICT  
 P.O. BOX 4525  
 2500 EASTLAKE DR.  
 KEESVILLE, CA 95451-9031

2509  
 3/5/2021

PAY TO THE ORDER OF: Ahnash Woodzweil \$ 68.44

Sixty-Eight and 44/100

Ahnash Woodzweil  
 10610 North Skyview Rd.  
 Kelseyville Ca 95451

MEMO

⑆002509⑆ ⑆123205054⑆ 4861421586⑆

Check # 2509, Posted 03-17-21, Amount \$68.44

BUCKINGHAM PARK WATER DISTRICT  
 P.O. BOX 4525  
 2500 EASTLAKE DR.  
 KEESVILLE, CA 95451-9031

2512  
 3/5/2021

PAY TO THE ORDER OF: County of Lake Registrar of Voters \$ 33.95

Thirty-Three and 95/100

County of Lake Registrar of Voters  
 255 North Forbes St. Room 209  
 Lakeport, CA 95453

MEMO

⑆002512⑆ ⑆123205054⑆ 4861421586⑆

Check # 2512, Posted 03-19-21, Amount \$33.95

BUCKINGHAM PARK WATER DISTRICT  
 P.O. BOX 4525  
 2500 EASTLAKE DR.  
 KEESVILLE, CA 95451-9031

2510  
 3/5/2021

PAY TO THE ORDER OF: Alpha Analytical Laboratories, Inc. \$ 509.00

Five Hundred Nine and 00/100

Alpha Analytical Laboratories, Inc.  
 208 Mason Street  
 Ukiah, CA 95482

MEMO

⑆002510⑆ ⑆123205054⑆ 4861421586⑆

Check # 2510, Posted 03-09-21, Amount \$509.00

BUCKINGHAM PARK WATER DISTRICT  
 P.O. BOX 4525  
 2500 EASTLAKE DR.  
 KEESVILLE, CA 95451-9031

2513  
 3/5/2021

PAY TO THE ORDER OF: Medicom \$ 129.95

One Hundred Twenty-Nine and 95/100

Medicom  
 P.O. Box 5744  
 Carol Stream, IL 60187-5741

MEMO

⑆002513⑆ ⑆123205054⑆ 4861421586⑆

Check # 2513, Posted 03-18-21, Amount \$129.95

BUCKINGHAM PARK WATER DISTRICT  
 P.O. BOX 4525  
 2500 EASTLAKE DR.  
 KEESVILLE, CA 95451-9031

2515  
 3/5/2021

PAY TO THE ORDER OF: [Illegible] \$ [Illegible]

[Illegible]

[Illegible]

MEMO

⑆002515⑆ ⑆123205054⑆ 4861421586⑆

BUCKINGHAM PARK WATER DISTRICT  
 P.O. BOX 4525  
 2500 EASTLAKE DR.  
 KEESVILLE, CA 95451-9031

2516  
 3/5/2021

PAY TO THE ORDER OF: [Illegible] \$ [Illegible]

[Illegible]

[Illegible]

MEMO

⑆002516⑆ ⑆123205054⑆ 4861421586⑆

BUCKINGHAM PARK WATER DISTRICT  
 P.O. BOX 4525  
 2500 EASTLAKE DR.  
 KEESVILLE, CA 95451-9031

2517  
 3/5/2021

PAY TO THE ORDER OF: [Illegible] \$ [Illegible]

[Illegible]

[Illegible]

MEMO

⑆002517⑆ ⑆123205054⑆ 4861421586⑆

BUCKINGHAM PARK WATER DISTRICT  
 P.O. BOX 4525  
 2500 EASTLAKE DR.  
 KEESVILLE, CA 95451-9031

2518  
 3/5/2021

PAY TO THE ORDER OF: [Illegible] \$ [Illegible]

[Illegible]

[Illegible]

MEMO

⑆002518⑆ ⑆123205054⑆ 4861421586⑆

BUCKINGHAM PARK WATER DISTRICT  
 P.O. BOX 4525  
 2500 EASTLAKE DR.  
 KEESVILLE, CA 95451-9031

2519  
 3/5/2021

PAY TO THE ORDER OF: [Illegible] \$ [Illegible]

[Illegible]

[Illegible]

MEMO

⑆002519⑆ ⑆123205054⑆ 4861421586⑆

BUCKINGHAM PARK WATER DISTRICT  
 P.O. BOX 4525  
 2500 EASTLAKE DR.  
 KEESVILLE, CA 95451-9031

2520  
 3/5/2021

PAY TO THE ORDER OF: [Illegible] \$ [Illegible]

[Illegible]

[Illegible]

MEMO

⑆002520⑆ ⑆123205054⑆ 4861421586⑆

BUCKINGHAM PARK WATER DISTRICT

March 31, 2021 Page: 6 of 8

BUCKINGHAM PARK WATER DISTRICT  
 PH (925) 734-6500  
 2800 EASTLAKE DR.  
 KELSEYVILLE, CA 95441-9001

2514  
 3/19/2021

PAY TO THE ORDER OF Digital Deployment, Inc dba Streamline \$ 100.00

One Hundred and 00/100

Digital Deployment, Inc  
 dba Streamline  
 2321 P Street, 1st Floor  
 Sacramento, CA 95816

MEMO CDD931CA-0034

\*002514\* 123205054 4861421586\*

Check # 2514, Posted 03-19-21, Amount \$100.00

BUCKINGHAM PARK WATER DISTRICT  
 PH (925) 734-6500  
 2800 EASTLAKE DR.  
 KELSEYVILLE, CA 95441-9001

2518  
 3/19/2021

PAY TO THE ORDER OF Alpha Medical \$ 2,472.03

Two Thousand Four Hundred Seventy Two and 00/100

Alpha Medical  
 3535 Jefferson Street  
 Clearlake, CA 95422

MEMO Pay Period: 02/22/2021 - 03/13/2021

\*002518\* 123205054 4861421586\*

Check # 2518, Posted 03-19-21, Amount \$2,472.03

BUCKINGHAM PARK WATER DISTRICT  
 PH (925) 734-6500  
 2800 EASTLAKE DR.  
 KELSEYVILLE, CA 95441-9001

2515  
 3/8/2021

PAY TO THE ORDER OF Alpha Medical \$ 124.00

One Hundred Twenty Four and 00/100

Alpha Medical Laboratories, Inc.  
 208 Mason Street  
 Ukiah, CA 95422

MEMO

\*002515\* 123205054 4861421586\*

Check # 2515, Posted 03-08-21, Amount \$124.00

BUCKINGHAM PARK WATER DISTRICT  
 PH (925) 734-6500  
 2800 EASTLAKE DR.  
 KELSEYVILLE, CA 95441-9001

2526  
 3/19/2021

PAY TO THE ORDER OF Alpha Medical Laboratories, Inc \$ 124.00

One Hundred Twenty Four and 00/100

Alpha Medical Laboratories, Inc.  
 208 Mason Street  
 Ukiah, CA 95422

MEMO

\*002526\* 123205054 4861421586\*

Check # 2526, Posted 03-23-21, Amount \$124.00

BUCKINGHAM PARK WATER DISTRICT  
 PH (925) 734-6500  
 2800 EASTLAKE DR.  
 KELSEYVILLE, CA 95441-9001

2525  
 3/19/2021

PAY TO THE ORDER OF Alpha Medical Laboratories, Inc \$ 124.00

One Hundred Twenty Four and 00/100

Alpha Medical Laboratories, Inc.  
 208 Mason Street  
 Ukiah, CA 95422

MEMO

\*002525\* 123205054 4861421586\*

Check # 2525, Posted 03-23-21, Amount \$124.00

BUCKINGHAM PARK WATER DISTRICT  
 PH (925) 734-6500  
 2800 EASTLAKE DR.  
 KELSEYVILLE, CA 95441-9001

2516  
 3/5/2021

PAY TO THE ORDER OF Phony Boxes Global - 0016054024 \$ 143.55

One Hundred Forty Three and 55/100

Phony Boxes Global - 3104157295  
 Phony Boxes Services LLC  
 PO Box 371899  
 Pittsburgh, PA 15206-7897

MEMO

\*002516\* 123205054 4861421586\*

Check # 2516, Posted 03-11-21, Amount \$143.55

BUCKINGHAM PARK WATER DISTRICT  
 PH (925) 734-6500  
 2800 EASTLAKE DR.  
 KELSEYVILLE, CA 95441-9001

2527  
 3/19/2021

PAY TO THE ORDER OF AT&T (GALNETS) BAY \$ 179.34

One Hundred Seventy Nine and 34/100

AT&T (GALNETS) BAY #931064713  
 P.O. Box 9011  
 Canal Street, LA 80187-9011

MEMO

\*002527\* 123205054 4861421586\*

Check # 2527, Posted 03-23-21, Amount \$179.34

BUCKINGHAM PARK WATER DISTRICT  
 PH (925) 734-6500  
 2800 EASTLAKE DR.  
 KELSEYVILLE, CA 95441-9001

2517  
 3/19/2021

PAY TO THE ORDER OF AT&T (GALNETS) BAY \$ 179.34

One Hundred Seventy Nine and 34/100

AT&T (GALNETS) BAY #931064713  
 P.O. Box 9011  
 Canal Street, LA 80187-9011

MEMO

\*002517\* 123205054 4861421586\*

BUCKINGHAM PARK WATER DISTRICT

March 31, 2021 Page: 7 of 8

BUCKINGHAM PARK WATER DISTRICT  
 PH (909)794-4500  
 2580 EASTLAKE DR.  
 KELSEVILLE, CA 95451-9031  
 3/19/2021

PAY TO THE ORDER OF High County Security \$ \*\*192.00

One Hundred Ninety-Two and 00/100 DOLLARS

High County Security  
 P.O. Box 1709  
 Clearlake Oaks, Ca, 95423

TWO SIGNATURES OVER \$3,000.00

MEMO 550374

⑆002528⑆ ⑆123205054⑆ 4861421586⑆

Check # 2528, Posted 03-25-21, Amount \$192.00

BUCKINGHAM PARK WATER DISTRICT  
 PH (909)794-4500  
 2580 EASTLAKE DR.  
 KELSEVILLE, CA 95451-9031  
 3/19/2021

PAY TO THE ORDER OF USA Elnabock \$ \*\*1,092.21

One Thousand Ninety-Two and 21/100 DOLLARS

USA Elnabock  
 P.O. Box 9004  
 Geneva, IL 60031

TWO SIGNATURES OVER \$3,000.00

MEMO 550374

⑆002532⑆ ⑆123205054⑆ 4861421586⑆

Check # 2532, Posted 03-29-21, Amount \$1,092.21

123205054 002532  
 4861421586  
 PH (909)794-4500  
 2580 EASTLAKE DR.  
 KELSEVILLE, CA 95451-9031  
 3/19/2021

Pay to the order of Bank of the West  
 For Deposit Only  
 No cash payment  
 No cash withdrawal  
 No cash advance  
 No cash transfer  
 No cash payment  
 No cash withdrawal  
 No cash advance  
 No cash transfer

123205054 002532  
 4861421586  
 PH (909)794-4500  
 2580 EASTLAKE DR.  
 KELSEVILLE, CA 95451-9031  
 3/19/2021

Check # 2532  
 Amount \$1,092.21  
 Date 03/29/21  
 Payee USA Elnabock  
 Account # 123205054  
 Branch # 002532

BUCKINGHAM PARK WATER DISTRICT  
 PH (909)794-4500  
 2580 EASTLAKE DR.  
 KELSEVILLE, CA 95451-9031  
 3/19/2021

PAY TO THE ORDER OF Lake County Waste Solutions \$ \*\*18.27

Eighteen and 27/100 DOLLARS

Lake County Waste Solutions  
 P.O. Box 60  
 Ukiah, CA 95492-0060

TWO SIGNATURES OVER \$3,000.00

MEMO

⑆002529⑆ ⑆123205054⑆ 4861421586⑆

Check # 2529, Posted 03-23-21, Amount \$18.27

BUCKINGHAM PARK WATER DISTRICT  
 PH (909)794-4500  
 2580 EASTLAKE DR.  
 KELSEVILLE, CA 95451-9031  
 3/19/2021

PAY TO THE ORDER OF Vertical Wireless \$ \*\*65.45

Sixty-Five and 45/100 DOLLARS

Vertical Wireless  
 PO Box 690108  
 Dallas, TX 75269-0108

TWO SIGNATURES OVER \$3,000.00

MEMO 7420130900001

⑆002533⑆ ⑆123205054⑆ 4861421586⑆

Check # 2533, Posted 03-26-21, Amount \$65.45

123205054 002533  
 4861421586  
 PH (909)794-4500  
 2580 EASTLAKE DR.  
 KELSEVILLE, CA 95451-9031  
 3/19/2021

FOR DEPOSIT ONLY  
 Bank of the West  
 Lake County Waste Solutions  
 2580 Eastlake Dr.  
 Kelseyville, CA 95451-9031  
 3/19/2021

123205054 002533  
 4861421586  
 PH (909)794-4500  
 2580 EASTLAKE DR.  
 KELSEVILLE, CA 95451-9031  
 3/19/2021

CONFIRMED BY SPYGLASS 0312211334  
 DATE OF ISSUANCE 03/19/21 15:07  
 0312211334 0312211334

BUCKINGHAM PARK WATER DISTRICT  
 PH (909)794-4500  
 2580 EASTLAKE DR.  
 KELSEVILLE, CA 95451-9031  
 3/19/2021

PAY TO THE ORDER OF NTU Technologies, Inc. \$ \*\*3,599.00

Three Thousand Five Hundred Ninety-Nine and 00/100 DOLLARS

NTU Technologies, Inc.  
 P.O. Box 1107  
 Davis, CA 95617

TWO SIGNATURES OVER \$3,000.00

MEMO

⑆002530⑆ ⑆123205054⑆ 4861421586⑆

Check # 2530, Posted 03-22-21, Amount \$3,599.00

BUCKINGHAM PARK WATER DISTRICT  
 PH (909)794-4500  
 2580 EASTLAKE DR.  
 KELSEVILLE, CA 95451-9031  
 3/31/2021

PAY TO THE ORDER OF Terri Lujan \$ \*\*1,775.00

One Thousand Seven Hundred Seventy-Five and 00/100 DOLLARS

Terri Lujan  
 2533 Eastlake Drive  
 Kelseyville, CA 95451

TWO SIGNATURES OVER \$3,000.00

MEMO

⑆002555⑆ ⑆123205054⑆ 4861421586⑆

Check # 2555, Posted 03-31-21, Amount \$1,775.00

123205054 002530  
 4861421586  
 PH (909)794-4500  
 2580 EASTLAKE DR.  
 KELSEVILLE, CA 95451-9031  
 3/19/2021

MEMO PAYING ORDER OF  
 NTU TECHNOLOGIES INC  
 03/22/21

123205054 002555  
 4861421586  
 PH (909)794-4500  
 2580 EASTLAKE DR.  
 KELSEVILLE, CA 95451-9031  
 3/31/2021

11059900414240

Terri Lujan

BUCKINGHAM PARK WATER DISTRICT

March 31, 2021 Page: 8 of 8

BUCKINGHAM PARK WATER DISTRICT 111007229400 2500 EAST AVENUE MILPITAS, CA 95031-9031		2556 #3307 03/31/2021
PAY TO THE ORDER OF <u>WILL RAE</u>		\$ 35.96
Thirty Five and 00/100		DOLLARS
MEMO WILL RAE 10070 Point Lakeview Road Kelseyville, CA 95451		TWO SIGNATURES OVER \$2,000.00 <i>[Signature]</i>
⑆002556⑆ ⑆123205054⑆ ⑆861421586⑆		

Check # 2556, Posted 03-31-21, Amount \$35.96

BUCKINGHAM PARK WATER DISTRICT

TO: WILL RAE

FROM: MARISSA PEREIRA

TO: WELLS FARGO ONLY

DATE: 03/31/2021

AMOUNT: \$35.96

⑆002556⑆ ⑆123205054⑆ ⑆861421586⑆

7:47 AM

04/21/21

**Buckingham Park Water District**  
**Reconciliation Summary**  
**115 - Umpqua Bank- 1586, Period Ending 03/31/2021**

---

	Mar 31, 21
Beginning Balance	89,621.24
Cleared Transactions	
Checks and Payments - 51 items	-48,908.60
Deposits and Credits - 36 items	58,760.69
Total Cleared Transactions	9,852.09
Cleared Balance	99,473.33
Uncleared Transactions	
Checks and Payments - 25 items	-17,022.96
Deposits and Credits - 9 items	465.50
Total Uncleared Transactions	-16,557.46
Register Balance as of 03/31/2021	82,915.87
New Transactions	
Checks and Payments - 29 items	-20,547.33
Deposits and Credits - 21 items	27,122.05
Total New Transactions	6,574.72
Ending Balance	89,490.59

7:47 AM

## Buckingham Park Water District

## Reconciliation Detail

04/21/21

115 - Umpqua Bank- 1586, Period Ending 03/31/2021

Type	Date	Num	Name	Clr	Amount	Balance
Beginning Balance						89,621.24
Cleared Transactions						
Checks and Payments - 51 items						
Bill Pmt -Check	02/02/2021	2474	Streamline	X	-200.00	-200.00
Check	02/04/2021	ACH	Umpqua Bank- Che...	X	-763.51	-963.51
Check	02/17/2021	2498	Lake County Public ...	X	-220.00	-1,183.51
Bill Pmt -Check	02/19/2021	2495	US Bank	X	-528.73	-1,712.24
Bill Pmt -Check	02/19/2021	2492	County of Lake Soli...	X	-432.68	-2,144.92
Bill Pmt -Check	02/19/2021	2497	USA Bluebook	X	-381.02	-2,525.94
Check	02/22/2021	ACH	PG&E	X	-2,073.14	-4,599.08
Check	02/22/2021	ACH	PG&E	X	-262.19	-4,861.27
Check	03/02/2021	2504	Suzanne & Charles ...	X	-8,046.72	-12,907.99
Check	03/02/2021	2515	Ahimsah Wonderwh...	X	-124.00	-13,031.99
Liability Check	03/05/2021	2508	United States Treas...	X	-2,748.10	-15,780.09
Paycheck	03/05/2021	2500	Alan Mitchell	X	-2,486.97	-18,267.06
Paycheck	03/05/2021	2499	Ahimsah O Wonder...	X	-2,027.90	-20,294.96
Paycheck	03/05/2021	2501	Lori A Gonzalez	X	-1,471.58	-21,766.54
Paycheck	03/05/2021	2503	William A Rae	X	-1,441.41	-23,207.95
Liability Check	03/05/2021	2507	Franklin Templeton I...	X	-566.59	-23,774.54
Bill Pmt -Check	03/05/2021	2510	Alpha Analytical Lab...	X	-509.00	-24,283.54
Liability Check	03/05/2021	2505	EDD 69811925	X	-483.48	-24,767.02
Bill Pmt -Check	03/05/2021	2511	Chernoh Excavating	X	-480.00	-25,247.02
Paycheck	03/05/2021	2502	Nakia D Foskett	X	-218.76	-25,465.78
Bill Pmt -Check	03/05/2021	2516	Pitney Bowes Globa...	X	-143.55	-25,609.33
Bill Pmt -Check	03/05/2021	2513	Mediacom	X	-129.95	-25,739.28
Liability Check	03/05/2021	2506	EDD - Vol. 77653459	X	-122.15	-25,861.43
Bill Pmt -Check	03/05/2021	2514	Streamline	X	-100.00	-25,961.43
Bill Pmt -Check	03/05/2021	2509	Ahimsah Wonderwh...	X	-68.44	-26,029.87
Bill Pmt -Check	03/05/2021	2512	County of Lake Regi...	X	-33.95	-26,063.82
Check	03/15/2021	ACH	Intuit QuickBooks P...	X	-650.00	-26,713.82
Check	03/16/2021	ACH	Great America Fina...	X	-394.03	-27,107.85
Bill Pmt -Check	03/19/2021	2530	NTU Technologies, I...	X	-3,599.00	-30,706.85
Liability Check	03/19/2021	2524	United States Treas...	X	-2,665.38	-33,372.23
Paycheck	03/19/2021	2518	Alan Mitchell	X	-2,472.03	-35,844.26
Paycheck	03/19/2021	2517	Ahimsah O Wonder...	X	-1,948.41	-37,792.67
Paycheck	03/19/2021	2521	William A Rae	X	-1,489.27	-39,281.94
Paycheck	03/19/2021	2519	Lori A Gonzalez	X	-1,428.11	-40,710.05
Bill Pmt -Check	03/19/2021	2532	USA Bluebook	X	-1,092.21	-41,802.26
Liability Check	03/19/2021	2523	Franklin Templeton I...	X	-563.11	-42,365.37
Liability Check	03/19/2021	2525	EDD 69811925	X	-452.97	-42,818.34
Bill Pmt -Check	03/19/2021	2528	High Country Security	X	-192.00	-43,010.34
Bill Pmt -Check	03/19/2021	2527	AT&T (CALNET3) B...	X	-179.34	-43,189.68
Bill Pmt -Check	03/19/2021	2526	Alpha Analytical Lab...	X	-124.00	-43,313.68
Liability Check	03/19/2021	2522	EDD - Vol. 77653459	X	-118.18	-43,431.86
Bill Pmt -Check	03/19/2021	2533	Verizon Wireless	X	-65.45	-43,497.31
Paycheck	03/19/2021	2520	Nakia D Foskett	X	-54.69	-43,552.00
Bill Pmt -Check	03/19/2021	2529	Lake County Waste ...	X	-18.27	-43,570.27
Check	03/22/2021	ACH	United Healthcare In...	X	-2,634.82	-46,205.09
Check	03/22/2021			X	-236.23	-46,441.32
Check	03/22/2021	ACH	PG&E	X	-234.09	-46,675.41
Check	03/22/2021	ACH	VSP	X	-46.28	-46,721.69
Transfer	03/29/2021			X	-375.95	-47,097.64
Bill Pmt -Check	03/31/2021	2555	Terri Lujan	X	-1,775.00	-48,872.64
Bill Pmt -Check	03/31/2021	2556	Will Rae	X	-35.96	-48,908.60
Total Checks and Payments					-48,908.60	-48,908.60
Deposits and Credits - 36 items						
Deposit	03/01/2021			X	96.30	96.30
Deposit	03/01/2021			X	101.63	197.93
Deposit	03/01/2021			X	110.40	308.33
Deposit	03/01/2021			X	115.61	423.94
Deposit	03/01/2021			X	2,916.24	3,340.18
Deposit	03/03/2021			X	769.40	4,109.58
Deposit	03/03/2021			X	4,023.36	8,132.94
Deposit	03/05/2021			X	225.00	8,357.94
Deposit	03/05/2021			X	778.29	9,136.23
Deposit	03/08/2021			X	100.00	9,236.23



7:47 AM

04/21/21

## Buckingham Park Water District

## Reconciliation Detail

115 - Umpqua Bank- 1586, Period Ending 03/31/2021

Type	Date	Num	Name	Clr	Amount	Balance
Deposit	03/08/2021			X	200.00	9,436.23
Deposit	03/08/2021			X	5,929.70	15,365.93
Deposit	03/09/2021			X	107.46	15,473.39
Deposit	03/09/2021			X	848.46	16,321.85
Deposit	03/10/2021			X	2,057.74	18,379.59
Deposit	03/11/2021			X	99.49	18,479.08
Deposit	03/12/2021			X	178.96	18,658.04
Deposit	03/12/2021			X	4,955.96	23,614.00
Deposit	03/15/2021			X	2,475.15	26,089.15
Deposit	03/16/2021			X	1,167.07	27,256.22
Deposit	03/17/2021			X	1,166.25	28,422.47
Deposit	03/18/2021			X	598.34	29,020.81
Deposit	03/19/2021			X	1,792.00	30,812.81
Deposit	03/22/2021			X	1,167.62	31,980.43
Deposit	03/23/2021			X	1,274.88	33,255.31
Deposit	03/25/2021			X	223.16	33,478.47
Deposit	03/25/2021			X	951.21	34,429.68
Deposit	03/25/2021			X	15,858.32	50,288.00
Deposit	03/26/2021			X	1,614.59	51,902.59
Deposit	03/29/2021			X	99.43	52,002.02
Deposit	03/29/2021			X	3,724.32	55,726.34
Deposit	03/30/2021			X	1,979.84	57,706.18
Deposit	03/31/2021			X	200.00	57,906.18
Deposit	03/31/2021			X	854.51	58,760.69
Paycheck	04/16/2021	2562	William A Rae	X	0.00	58,760.69
Paycheck	04/16/2021	2563	William A Rae	X	0.00	58,760.69
Total Deposits and Credits					58,760.69	58,760.69
Total Cleared Transactions					9,852.09	9,852.09
Cleared Balance					9,852.09	99,473.33
<b>Uncleared Transactions</b>						
<b>Checks and Payments - 25 items</b>						
Check	10/25/2018	1165	John & Betty Glenn		-87.99	-87.99
Check	12/10/2019	1838	Coughlan Napa CP...		-3,500.00	-3,587.99
Check	03/16/2020	1983	Verizon Wireless		-68.60	-3,656.59
Check	05/20/2020				-239.52	-3,896.11
Transfer	06/29/2020				-375.95	-4,272.06
Liability Check	02/02/2021	1	United States Treas...		-16.22	-4,288.28
Liability Check	02/02/2021	2	EDD 69811925		-4.31	-4,292.59
Bill Pmt -Check	03/19/2021	2531	T&T Valve and Instr...		-240.54	-4,533.13
Check	03/22/2021	ACH	PG&E		-2,060.99	-6,594.12
Check	03/22/2021	ACH	PG&E		-218.60	-6,812.72
Paycheck	03/29/2021	2540	Alan Mitchell		-2,328.84	-9,141.56
Paycheck	03/29/2021	2539	Ahimsah O Wonder...		-1,938.58	-11,080.14
Paycheck	03/29/2021	2541	Lori A Gonzalez		-1,461.32	-12,541.46
Paycheck	03/29/2021	2543	William A Rae		-1,436.22	-13,977.68
Paycheck	03/29/2021	2542	Nakia D Foskett		-91.15	-14,068.83
Bill Pmt -Check	03/31/2021	2550	County of Lake Soli...		-1,137.68	-15,206.51
Bill Pmt -Check	03/31/2021	2554	Quill		-479.60	-15,686.11
Bill Pmt -Check	03/31/2021	2549	Burrell's Automotive		-380.59	-16,066.70
Bill Pmt -Check	03/31/2021	2548	Alpha Analytical Lab...		-315.00	-16,381.70
Check	03/31/2021	ACH	Pitney Bowes-Reser...		-300.00	-16,681.70
Bill Pmt -Check	03/31/2021	2553	Mediacom		-129.95	-16,811.65
Bill Pmt -Check	03/31/2021	2551	Daniel & Wanda Gray		-112.30	-16,923.95
Bill Pmt -Check	03/31/2021	2557	State Water Resour...		-60.00	-16,983.95
Bill Pmt -Check	03/31/2021	2558	Quill		-30.01	-17,013.96
Bill Pmt -Check	03/31/2021	2552	Lake County Recorder		-9.00	-17,022.96
Total Checks and Payments					-17,022.96	-17,022.96
<b>Deposits and Credits - 9 items</b>						
Deposit	12/01/2020				115.00	115.00
Paycheck	03/29/2021	2538	William A Rae		0.00	115.00
Paycheck	03/29/2021	2537	Nakia D Foskett		0.00	115.00
Paycheck	03/29/2021	2535	Alan Mitchell		0.00	115.00
Paycheck	03/29/2021	2534	Ahimsah O Wonder...		0.00	115.00

7:47 AM

04/21/21

## Buckingham Park Water District Reconciliation Detail

115 - Umpqua Bank- 1586, Period Ending 03/31/2021

Type	Date	Num	Name	Clr	Amount	Balance
Paycheck	03/29/2021	2536	Lori A Gonzalez		0.00	115.00
Deposit	03/31/2021				97.26	212.26
Deposit	03/31/2021				116.92	329.18
Deposit	03/31/2021				136.32	465.50
Total Deposits and Credits					465.50	465.50
Total Uncleared Transactions					-16,557.46	-16,557.46
Register Balance as of 03/31/2021					-6,705.37	82,915.87
<b>New Transactions</b>						
<b>Checks and Payments - 29 items</b>						
Liability Check	04/02/2021	2546	United States Treas...		-2,681.94	-2,681.94
Liability Check	04/02/2021	2545	Franklin Templeton I...		-661.24	-3,343.18
Liability Check	04/02/2021	2547	EDD 69811925		-437.02	-3,780.20
Liability Check	04/02/2021	2544	EDD - Vol. 77653459		-116.54	-3,896.74
Bill Pmt -Check	04/13/2021	2578	Thatcher Company, ...		-1,102.21	-4,998.95
Bill Pmt -Check	04/13/2021	2572	Ferguson Waterworks		-1,019.52	-6,018.47
Bill Pmt -Check	04/13/2021	2576	Pace Supply		-908.54	-6,927.01
Bill Pmt -Check	04/13/2021	2577	Scott Technology Gr...		-848.34	-7,775.35
Bill Pmt -Check	04/13/2021	2580	USA Bluebook		-466.58	-8,241.93
Bill Pmt -Check	04/13/2021	2570	Alpha Analytical Lab...		-214.00	-8,455.93
Bill Pmt -Check	04/13/2021	2582	AT&T (CALNET3) B...		-179.15	-8,635.08
Check	04/13/2021	2584	Ahimsah Wonderwh...		-175.00	-8,810.08
Bill Pmt -Check	04/13/2021	2573	Kelseyville Lumber		-128.28	-8,938.36
Bill Pmt -Check	04/13/2021	2579	US Bank		-101.88	-9,040.24
Bill Pmt -Check	04/13/2021	2571	American Water Wo...		-100.00	-9,140.24
Bill Pmt -Check	04/13/2021	2571	California Extermina...		-84.00	-9,224.24
Bill Pmt -Check	04/13/2021	2583	Verizon Wireless		-70.03	-9,294.27
Bill Pmt -Check	04/13/2021	2581	Lori Gonzalez - Rei...		-40.60	-9,334.87
Bill Pmt -Check	04/13/2021	2575	Ahimsah Wonderwh...		-31.90	-9,366.77
Bill Pmt -Check	04/13/2021	2569	Lake County Waste ...		-13.05	-9,379.82
Bill Pmt -Check	04/13/2021	2574	Pitney Bowes-Reser...		-300.00	-9,679.82
Check	04/15/2021	ACH	United States Treas...		-2,615.68	-12,295.50
Liability Check	04/16/2021	2567	Alan Mitchell		-2,314.56	-14,610.06
Paycheck	04/16/2021	2560	Ahimsah O Wonder...		-1,900.99	-16,511.05
Paycheck	04/16/2021	2559	William A Rae		-1,427.89	-17,938.94
Paycheck	04/16/2021	2564	Lori A Gonzalez		-1,423.62	-19,362.56
Paycheck	04/16/2021	2561	Franklin Templeton I...		-653.72	-20,016.28
Liability Check	04/16/2021	2566	EDD 69811925		-417.55	-20,433.83
Liability Check	04/16/2021	2565	EDD - Vol. 77653459		-113.50	-20,547.33
Liability Check	04/16/2021	2568				
Total Checks and Payments					-20,547.33	-20,547.33
<b>Deposits and Credits - 21 items</b>						
Deposit	04/01/2021				112.30	112.30
Deposit	04/01/2021				122.21	234.51
Deposit	04/01/2021				226.36	460.87
Deposit	04/01/2021				453.55	914.42
Deposit	04/02/2021				107.12	1,021.54
Deposit	04/05/2021				946.42	1,967.96
Deposit	04/06/2021				48.89	2,016.85
Deposit	04/06/2021				102.50	2,119.35
Deposit	04/06/2021				532.74	2,652.09
Deposit	04/07/2021				1,566.04	4,218.13
Deposit	04/07/2021				4,000.00	8,218.13
Deposit	04/07/2021				1,957.42	10,175.55
Deposit	04/08/2021				1,000.00	11,175.55
Deposit	04/09/2021				3,559.97	14,735.52
Deposit	04/09/2021				4,857.12	19,592.64
Deposit	04/12/2021				1,492.85	21,085.49
Deposit	04/13/2021				715.70	21,801.19
Deposit	04/14/2021				100.00	21,901.19
Deposit	04/15/2021				300.00	22,201.19
Deposit	04/15/2021				2,862.27	25,063.46
Deposit	04/16/2021				2,058.59	27,122.05
Deposit	04/19/2021					
Total Deposits and Credits					27,122.05	27,122.05

7:47 AM  
04/21/21

**Buckingham Park Water District**  
**Reconciliation Detail**  
115 · Umpqua Bank- 1586, Period Ending 03/31/2021

---

Type	Date	Num	Name	Clr	Amount	Balance
Total New Transactions					6,574.72	6,574.72
Ending Balance					-130.65	89,490.59

---


**UMPQUA BANK**

March 31, 2021 Page: 1 of 2

 Customer Service:  
 1-866-486-7782

 BUCKINGHAM PARK WATER DISTRICT  
 U S D A LOAN  
 2880 EASTLAKE DR  
 KELSEYVILLE CA 95451-9031

 Last statement: February 28, 2021  
 This statement: March 31, 2021

**PUBLIC FUNDS ANALYZED CHECKING**

Account number	4864976156	Beginning balance	\$57,449.17
Low balance	\$57,425.90	Deposits/Additions	\$375.95
Average balance	\$57,478.05	Withdrawals/Subtractions	\$23.27
Interest earned	\$0.00	Ending balance	\$57,801.85

**Other Deposits/ Additions**

<u>Date</u>	<u>Description</u>	<u>Additions</u>
03-29	Cash Mgmt Trsfr Cr Ref 08816331 Funds Transfer Frm Dep 4861421586 From Usda Loan Payment	375.95
<b>Total Other Deposits/ Additions</b>		<b>\$375.95</b>

**Other Withdrawals/Subtractions**

<u>Date</u>	<u>Description</u>	<u>Subtractions</u>
03-22	Maintenance Fee Analysis Activity For 02/21	23.27
<b>Total Other Withdrawals/Subtractions</b>		<b>\$23.27</b>

**Daily Balances**

<u>Date</u>	<u>Amount</u>	<u>Date</u>	<u>Amount</u>	<u>Date</u>	<u>Amount</u>
02-28	57,449.17	03-22	57,425.90	03-29	57,801.85
				03-31	57,801.85

BUCKINGHAM PARK WATER DISTRICT

March 31, 2021 Page: 2 of 2

**Overdraft Fee Summary**

	<b>Total For This Period</b>	<b>Total Year-to-Date</b>
<b>Total Overdraft Fees</b>	\$0.00	\$0.00
<b>Total Returned Item Fees</b>	\$0.00	\$0.00

**Checks**

(\* Skip in check sequence, R-Check has been returned, + Electronified check))

Total Checks paid: 0 for **-\$0.00**

## IN CASE OF ERRORS OR QUESTIONS ABOUT YOUR ELECTRONIC TRANSFERS

Call us at 1-866-486-7782 or write us at Umpqua Bank, P.O. Box 19243, Spokane, WA 99219, as soon as you can if you think your statement or receipt is wrong or if you need more information about a transfer on the statement or receipt. We must hear from you no later than 60 days after we send you the FIRST statement on which the error or problem appears.

- (1) Tell us your name and account number (if any).
- (2) Describe the error or the transfer you are unsure about, and explain as clearly as you can why you believe there is an error or why you need more information.
- (3) Tell us the dollar amount of the suspected error.

If you tell us orally, we may require that you send us your complaint or question in writing within 10 business days.

We will determine whether an error occurred within 10 business days after we hear from you and will correct any error promptly. If we need more time, however, we may take up to 45 days to investigate your complaint or question. If we decide to do this, we will credit your account within 10 business days for the amount you think is in error, so that you will have the use of the money during the time it takes us to complete our investigation. If we ask you to put your complaint or question in writing and we do not receive it within 10 business days, we may not credit your account.

For errors involving new accounts, point-of-sale, or foreign-initiated transactions, we may take up to 90 days to investigate your complaint or question. For new accounts, we may take up to 20 business days to credit your account for the amount you think is in error.

We will tell you the results within three business days after completing our investigation. If we decide that there was no error, we will send you a written explanation.

You may ask for copies of the documents that we used in our investigation.

7:50 AM

04/21/21

**Buckingham Park Water District**  
**Reconciliation Summary**  
**125 · Umpqua Bank - 6156 (USDA pmnts), Period Ending 03/31/2021**

---

	<u>Mar 31, 21</u>
Beginning Balance	57,449.17
Cleared Transactions	
Checks and Payments - 1 item	-23.27
Deposits and Credits - 1 item	375.95
Total Cleared Transactions	<u>352.68</u>
Cleared Balance	<u>57,801.85</u>
Register Balance as of 03/31/2021	57,801.85
Ending Balance	57,801.85

7:50 AM

04/21/21

**Buckingham Park Water District  
Reconciliation Detail**

**125 · Umpqua Bank - 6156 (USDA pmnts), Period Ending 03/31/2021**

Type	Date	Num	Name	Clr	Amount	Balance
Beginning Balance						57,449.17
Cleared Transactions						
Checks and Payments - 1 item						
Check	03/22/2021			X	-23.27	-23.27
Total Checks and Payments					-23.27	-23.27
Deposits and Credits - 1 item						
Transfer	03/29/2021			X	375.95	375.95
Total Deposits and Credits					375.95	375.95
Total Cleared Transactions					352.68	352.68
Cleared Balance					352.68	57,801.85
Register Balance as of 03/31/2021					352.68	57,801.85
Ending Balance					352.68	57,801.85



California State Treasurer  
**Fiona Ma, CPA**



Local Agency Investment Fund  
P.O. Box 942809  
Sacramento, CA 94209-0001  
(916) 653-3001

April 01, 2021

[LAIF Home](#)  
[PMIA Average Monthly Yields](#)

BUCKINGHAM PARK WATER DISTRICT

OFFICE MANAGER  
2880 EASTLAKE DRIVE  
KELSEYVILLE, CA 95451

[Tran Type Definitions](#)

**Account Number:** 90-17-003

March 2021 Statement

**Account Summary**

Total Deposit:	0.00	Beginning Balance:	967,650.93
Total Withdrawal:	0.00	Ending Balance:	967,650.93

7:51 AM

04/21/21

Buckingham Park Water District  
Reconciliation Summary  
120 · LAIF, Period Ending 03/31/2021

---

	<u>Mar 31, 21</u>
Beginning Balance	967,650.93
Cleared Balance	967,650.93
Register Balance as of 03/31/2021	967,650.93
Ending Balance	967,650.93

7:51 AM

04/21/21

Buckingham Park Water District  
**Reconciliation Detail**  
120 · LAIF, Period Ending 03/31/2021

---

Type	Date	Num	Name	Clr	Amount	Balance
Beginning Balance						967,650.93
Cleared Balance						967,650.93
Register Balance as of 03/31/2021						967,650.93
Ending Balance						967,650.93

---

**BUCKINGHAM PARK WATER DISTRICT**

INTERNAL CONTROLS

COMPLIANCE REVIEW: PETTY CASH

MARCH 2021

Date	Receipt Amount	Log	QB	Notes
2/10/21	\$40.00	Y	Y	gas @ ford
2/24/21	\$50.00	Y	Y	gas @ Ford & can

Was petty cash hand reconciled during reporting Month? no/day after month end-ok

Date(s) of Petty Cash hand reconciliation: 3/1/21

VARIANCES: 0

Notes to Variances: n/a

*Nakia Inoketti* 3/17/2021

Verifying Signature

Date

PETTY CASH RECONCILIATION

DATE: 3/1/21

\$0.01	<u>.10</u>	0.00G+
\$0.05	<u>.35</u>	0.10 +
\$0.10	<u>.80</u>	0.35 +
\$0.25	<u>4.75</u>	0.80 +
\$1.00	<u>20.00</u>	4.75 +
\$5.00	<u>40.00</u>	20.00 +
\$10.00	<u>10.00</u>	40.00 +
\$20.00	<u>          </u>	10.00 +
\$50.00	<u>          </u>	76.00G+
\$100.00	<u>          </u>	
Total Cash	<u>76.00</u> ✓	

0.00G+  
 0.10 +  
 0.35 +  
 0.80 +  
 4.75 +  
 20.00 +  
 40.00 +  
 10.00 +  
 76.00G+  
 0.00G+  
 200.00 +  
 76.00 -  
 124.00G+

↓  
Petty Cash Check

Reconciled By:

[Signature] 3/1/21  
 Date


Verified By:

[Signature] 3/1/21  
 Date

PETTY CASH RECONCILIATION

DATE: 4/1/21

		0.00G+
\$0.01	<u>.10</u>	0.10 +
\$0.05	<u>.35</u>	0.35 +
\$0.10	<u>.80</u>	0.80 +
\$0.25	<u>4.75</u>	4.75 +
\$1.00	<u>4.00</u>	4.00 +
\$5.00	<u>5.00</u>	5.00 +
\$10.00	<u>10.00</u>	10.00 +
\$20.00	<u>40.00</u>	40.00 +
\$50.00	<u>          </u>	65.00G+ ✓
\$100.00	<u>          </u>	
Total Cash	<u>65.00</u> ✓	


Reconciled By:  4/1/21  
Date

Verified By:  4/1/21  
Date

**Buckingham Park Water District**

**Petty Cash Expense Log**  
 Month: March 2021

DATE	VENDOR	CODE	PURPOSE	AMOUNT	CASH RECD' BY:	QB ENTRY BY:
3/9/21	Sophie Koot	569.45	Notary Lien 044-241-05	15 <sup>00</sup>	x AK	AK
3/9/21	Sophie Koot	569.45	Notary Lien 044-202-14	15 <sup>00</sup>	x AK	AK
3/9/21	Sophie Koot	569.45	Notary Lien 044-182-01	15 <sup>00</sup>	x AK	AK
3/10/21	Braitos	541.60	Gas @ Ford	40.00	WZ	WZ
3/23/21	Braitos	541.60	Gas @ Ford	50.00	WZ	WZ

      14/22/21  
 Signature of Verification      Date

BUCKINGHAM PARK WATER DISTRICT

192  
2515

Ahimsah Wonderwheel - Petty Cash  
130 · Petty Cash

3/2/2021

124.00

Petty Cash

124.00

BUCKINGHAM PARK WATER DISTRICT

2515

Ahimsah Wonderwheel - Petty Cash  
130 · Petty Cash

3/2/2021

124.00

Petty Cash

124.00





Buckingham Park Water District  
2880 Eastlake Drive · Kelseyville, CA 95451  
Phone (707) 279-8568 · Fax (707) 279-2947

PETTY CASH EXPENSE

~~2/25/21~~

MAR 09 2021

Sophie Koot

Notary fee for Lien of 044-241-050-000, at 3015 Southlake Drive, Kelseyville, CA 95451

Total: \$15.00

Received by: Sophie Koot

Date: 3/9/21



**Buckingham Park Water District**  
2880 Eastlake Drive · Kelseyville, CA 95451  
Phone (707) 279-8568 · Fax (707) 279-2947

**PETTY CASH EXPENSE**

~~2/25/21~~

MAR 09 2021 *la*

**Sophie Koot**

**Notary fee for Lien of 044-182-010-000, at 1910 Westlake Drive, Kelseyville, CA 95451**

**Total: \$15.00**

Received by: *Sophie Koot*

Date: 3/09/21



**Buckingham Park Water District**  
2880 Eastlake Drive · Kelseyville, CA 95451  
Phone (707) 279-8568 · Fax (707) 279-2947

**PETTY CASH EXPENSE**

~~2/25/21~~

MAR 09 2021 *h*

**Sophie Koot**

**Notary fee for Lien of 044-202-140-000, at 2570 Westlake Drive, Kelseyville, CA 95451**

**Total: \$15.00**

Received by: *Sophie Koot*

Date: *3/09/21*

WR 3/10/21

RIVIERA FOODS  
9730 STATE HWY 281 KELSEYVILLE CA  
(707) 277-7601

				MARIO
0001	03	03930331	03/10/21	10:09am 109
		GAS		\$40.00
		SUBTOTAL		\$40.00
		TOTAL		\$40.00
		CASH		\$40.00
		CHANGE		\$0.00
# OF ITEMS: 1				

90.418 MILES

10.641 GAL @ \$3759/GAL

WR 3/23/21  
RANGE 90,614 MILES

RIVIERA FOODS  
9730 STATE HWY 281 KELSEYVILLE CA  
(707) 277-7601

JULIE  
0001 03 03937310 03/23/21 8:35am 151  
GAS \$50.00

SUBTOTAL \$50.00  
TOTAL \$50.00

CASH \$50.00  
CHANGE \$0.00

# OF ITEMS: 1

12.629 GAL @ \$3.959/GAL

7:53 AM

04/21/21

**Buckingham Park Water District**  
**Reconciliation Summary**  
**130 · Petty Cash, Period Ending 03/31/2021**

---

	<u>Mar 31, 21</u>
Beginning Balance	76.00
Cleared Transactions	
Checks and Payments - 5 items	-135.00
Deposits and Credits - 1 item	<u>124.00</u>
Total Cleared Transactions	<u>-11.00</u>
Cleared Balance	<u>65.00</u>
Register Balance as of 03/31/2021	65.00
New Transactions	
Checks and Payments - 2 items	-80.00
Deposits and Credits - 1 item	<u>175.00</u>
Total New Transactions	<u>95.00</u>
Ending Balance	<u><u>160.00</u></u>

7:53 AM

04/21/21

**Buckingham Park Water District**  
**Reconciliation Detail**  
**130 · Petty Cash, Period Ending 03/31/2021**

Type	Date	Num	Name	Clr	Amount	Balance
<b>Beginning Balance</b>						76.00
<b>Cleared Transactions</b>						
<b>Checks and Payments - 5 items</b>						
Check	03/09/2021	2516	Sophie Koot - Notary	X	-15.00	-15.00
Check	03/09/2021	2518	Sophie Koot - Notary	X	-15.00	-30.00
Check	03/09/2021	2517	Sophie Koot - Notary	X	-15.00	-45.00
Check	03/10/2021		Braitto's Riviera Foods	X	-40.00	-85.00
Check	03/23/2021		Braitto's Riviera Foods	X	-50.00	-135.00
Total Checks and Payments					-135.00	-135.00
<b>Deposits and Credits - 1 item</b>						
Check	03/02/2021	2515	Ahimsah Wonderwh...	X	124.00	124.00
Total Deposits and Credits					124.00	124.00
Total Cleared Transactions					-11.00	-11.00
Cleared Balance					-11.00	65.00
Register Balance as of 03/31/2021					-11.00	65.00
<b>New Transactions</b>						
<b>Checks and Payments - 2 items</b>						
Check	04/06/2021		Braitto's Riviera Foods		-40.00	-40.00
Check	04/20/2021		Braitto's Riviera Foods		-40.00	-80.00
Total Checks and Payments					-80.00	-80.00
<b>Deposits and Credits - 1 item</b>						
Check	04/13/2021	2584	Ahimsah Wonderwh...		175.00	175.00
Total Deposits and Credits					175.00	175.00
Total New Transactions					95.00	95.00
<b>Ending Balance</b>					<b>84.00</b>	<b>160.00</b>

BUCKINGHAM PARK WATER DISTRICT  
COUNTY OF LAKE, STATE OF CALIFORNIA  
RESOLUTION #21-04-01

RESOLUTION OF THE BUCKINGHAM PARK WATER DISTRICT  
AUTHORIZING BOARD PRESIDENT TO SIGN FINANCING AGREEMENTs,  
AMENDMENTS, AND CERTIFICATIONS FOR FUNDING UNDER THE  
DRINKING WATER STATE REVOLVING FUND (DWSRF); AUTHORIZING  
GENERAL MANAGER TO APPROVE CLAIMS FOR REIMBURSEMENT, EXECUTE  
BUDGET AND EXPENDITURE SUMMARY; AUTHORIZING PROJECT MANAGER  
TO SIGN THE CERTIFICATION OF PROJECT COMPLETION; AND PLEDGING  
AND DEDICATION NET WATER REVENUES TO PAYMENT OF DWSRF  
FINANCING

10  
11 WHEREAS: The Buckingham Park Water District ("District"), seeks financing from the State  
12 Water Resources Control Board for a project known as Water Treatment Plant  
13 Emergency Intake Project ("Project"); and  
14

15 WHEREAS: The Board of Directors of the District is responsible to ensure proper  
16 accountability, security and expenditure of District funds;  
17

18 NOW, THEREFORE BE IT RESOLVED AND ORDERED, that  
19

20 1. The *Board president* is hereby authorized and directed to sign and file, for and on  
21 behalf of *the District* a financial assistance application for a financing agreement from the State  
22 Water Resources Control Board for the Project;  
23

24 2. The *Board President* or designee is hereby authorized to sign the DWSRF program  
25 financing agreement for the Project and any amendments thereto, and provide the assurances,  
26 certifications and commitments required therefore;  
27

28 3. The *General Manager* or designee is hereby authorized to represent the *District*, is  
29 carrying out the *District's* responsibilities under the financing agreement, including approving  
30 and submitting disbursement requests (including Claims for Reimbursement) or other required  
31 documentation, compliance with applicable state and federal laws, and making any other  
32 necessary certifications;  
33

34 4. The *District* does hereby dedicate and pledge its net water revenues and its water  
35 enterprise fund to payment of the DWSRF financing for the Project. The *District* commits to  
36 collecting such revenues and maintaining such fund(s) throughout the term of such financing  
37 and until the *District* has satisfied its repayment obligation hereunder unless modification or  
38 change is approved by in writing by the State Water Resources Control Board. So long as the  
39 financing agreement(s) are outstanding, the *District* pledge hereunder shall constitute a lien in



1 favor of the State Water Resources Control Board on the foregoing fund(s) and revenue(s)  
 2 without and further actions necessary. So long as the financing agreement(s) are outstanding,  
 3 the *District* commits to maintaining the fund(s) and revenue(s) at levels sufficient to meet its  
 4 obligations under the financing agreement(s). If for any reason, the said source of revenues  
 5 proves insufficient to satisfy the debt service of the DWSRF obligation, sufficient funds shall be  
 6 raised through increased water rates, user charges, or assessments or any other legal means  
 7 available to meet the DWSRF obligation and to operate and maintain the Project.; and

8  
 9 5. The authority granted hereunder shall be deemed retroactive. All acts authorized  
 10 hereunder and performed prior to the date of this Resolution are hereby ratified and affirmed.  
 11 The State Water Resources Control Board is authorized to rely upon this Resolution until  
 12 written notice to the contrary, executed by each of the undersigned, is received by the State  
 13 Water Resources Control Board. The State Water Resources Control Board shall be entitled to  
 14 act in reliance upon the matters contained herein, notwithstanding anything to the contrary  
 15 contained in the formation documents of the *District* or in any other document.

16  
 17 **THE ABOVE RESOLUTION** is hereby passed and adopted by the Board of Directors of the  
 18 Buckingham Park Water District at a public meeting held on the 26<sup>th</sup> day of April, 2021, by the  
 19 following vote:

20  
 21  
 22  
 23  
 24  
 25  
 26 **AYES:**

27 **NOES:**

28 **ABSTENSIONS:**

29 **ABSENT:**

---

30 **Mark Boyle, President of the Board of Directors**

---

31 Attest: Lori Gonzalez, Secretary to the Board of Directors

32

**BUCKINGHAM PARK WATER DISTRICT**  
**COUNTY OF LAKE, STATE OF CALIFORNIA**

**RESOLUTION #21-04-02**

1           **A RESOLUTION TO AMEND RESOLUTION #14-10-02 CHECK SIGNING**  
2           **REQUIREMENTS FOR THE PAYMENT OF DISTRICT EXPENSES**  
3  
4  
5

6           **WHEREAS**, the Board of Directors (the Board) of the Buckingham Park Water District  
7           (the District), is a County Water District organized and operating pursuant to the  
8           California Water Code; and

9           **WHEREAS**, The District is duly authorized to maintain a bank account to pay official  
10          expenses and costs incurred in operating the district; and

11          **WHEREAS**, the Board of the District is responsible to ensure the proper accountability,  
12          security and expenditure of District funds; and

13          **WHEREAS**, The Board of the District must designate individuals authorized to sign  
14          District check for payment of expenses, and the signing limits thereof.

15          **NOW, THEREFORE, BE IT RESOLVED THAT**

16          1. The Board does hereby resolve that this resolution amends Resolution 14-10-02 as  
17          follows:

18          *The District hereby requires dual authorized signatures of all expenditures equal to and*  
19          *that exceed \$3,000. All expenses of less than \$3,000 will require one authorized*  
20          *signature.*

21          2. The authority granted hereunder shall be deemed retroactive to the regular public  
22          meeting held on the 28<sup>th</sup> of September, 2020, whereas the Board of Directors approved  
23          to amend the check signing requiring dual signatures from \$2,500 to \$3,000.  
24

1 **THE ABOVE RESOLUTION** is hereby passed and adopted by the Board of Directors of the  
2 Buckingham Park Water District at a regular public meeting held thereof on the 26th day of  
3 April, 2021, by the following vote:

4

5

6 **AYES:**

7 **NOES:**

8 **ABSTENSIONS:**

9 **ABSENT:**

10

---

**Mark Boyle, President of the Board of Directors**

11

12

---

Attest: Lori Gonzalez, Secretary to the Board of Directors

## BUCKINGHAM PARK WATER DISTRICT

## RESOLUTION AUTHORIZING A CONTRACT

No. 21-04-03

WHEREAS, the Public Employees' Retirement Law provides for the participation of a Public Agency in the California Public Employees' Retirement System, making its employees members of said System; and

WHEREAS, the Board of Directors of the Buckingham Park Water ~~District~~<sup>Districts</sup> on March 22, 2021, adopted a Resolution giving notice of intention to approve a contract providing for such participation; and

WHEREAS, the employees of said public agency, whose memberships in said Retirement System are contemplated, have approved said participation, by majority vote;

NOW, THEREFORE, BE IT RESOLVED, that a contract between the Board of Directors of the Buckingham Park Water District and the Board of Administration, California Public Employees' Retirement System is hereby authorized, a copy of said contract being attached hereto and by such reference made a part hereof as though herein set out in full; and

NOW, THEREFORE, BE IT FURTHER RESOLVED, that the presiding officer of said governing body is hereby authorized, empowered and directed to execute said contract for and on behalf of said public agency.

Adopted this 26<sup>th</sup> day of April, 2021.


\_\_\_\_\_  
Presiding Officer

Attest:

\_\_\_\_\_  
Clerk or Secretary




California  
Public Employees' Retirement System



# CONTRACT

Between the  
Board of Administration  
California Public Employees' Retirement System  
and the  
Board of Directors  
Buckingham Park Water District



In consideration of the covenants and agreement hereafter contained and on the part of both parties to be kept and performed, the governing body of above public agency, hereafter referred to as "Public Agency", and the Board of Administration, Public Employees' Retirement System, hereafter referred to as "Board", hereby agree as follows:

1. All words and terms used herein which are defined in the Public Employees' Retirement Law shall have the meaning as defined therein unless otherwise specifically provided. "Normal retirement age" shall mean age 62 for local miscellaneous members.
2. Public Agency shall participate in the Public Employees' Retirement System from and after May 10, 2021 making its employees as hereinafter provided, members of said System subject to all provisions of the Public Employees' Retirement Law except such as apply only on election of a contracting agency and are not provided for herein and to all amendments to said Law hereafter enacted except those, which by express provisions thereof, apply only on the election of a contracting agency.

3. Public Agency agrees to indemnify, defend and hold harmless the California Public Employees' Retirement System (CalPERS) and its trustees, agents and employees, the CalPERS Board of Administration, and the California Public Employees' Retirement Fund from any claims, demands, actions, losses, liabilities, damages, judgments, expenses and costs, including but not limited to interest, penalties and attorney fees that may arise as a result of any of the following:
  - (a) Public Agency's election to provide retirement benefits, provisions or formulas under this Contract that are different than the retirement benefits, provisions or formulas provided under the Public Agency's prior non-CalPERS retirement program.
  - (b) Any dispute, disagreement, claim, or proceeding (including without limitation arbitration, administrative hearing, or litigation) between Public Agency and its employees (or their representatives) which relates to Public Agency's election to amend this Contract to provide retirement benefits, provisions or formulas that are different than such employees' existing retirement benefits, provisions or formulas.
  - (c) Public Agency's agreement with a third party other than CalPERS to provide retirement benefits, provisions, or formulas that are different than the retirement benefits, provisions or formulas provided under this Contract and provided for under the California Public Employees' Retirement Law.
4. Employees of Public Agency in the following classes shall become members of said Retirement System except such in each such class as are excluded by law or this agreement:
  - a. Employees other than local safety members (herein referred to as local miscellaneous members).
5. Any exclusion(s) shall remain in effect until such time as the Public Employees' Retirement System determines that continuing said exclusion(s) would risk a finding of non-compliance with any federal tax laws or regulations. If such a determination is contemplated, the Public Employees' Retirement System will meet with the Public Agency to discuss the matter and coordinate any required changes or amendments to the contract.

In addition to the classes of employees excluded from membership by said Retirement Law, the following classes of employees shall not become members of said Retirement System:

**a. SAFETY EMPLOYEES.**

6. Public Agency's participation in the Public Employees' Retirement System is based on the Board's reasonable, good faith interpretation of current Internal Revenue Service Guidance that Public Agency as constituted at the time of this Agreement is eligible to participate in a governmental plan within the meaning of Internal Revenue Code Section 414(d). Public Agency's continued participation shall be subject to the Board's determination of Public Agency's status as an "agency or instrumentality of the state or political subdivision of a State" that is eligible to participate in a governmental plan within the meaning of Section 414(d), upon publication of final Treasury Regulations pursuant to such Section (the "Final Regulations"). If upon publication of the Final Regulations, the Board determines that Public Agency would not qualify as an agency or instrumentality of the state or political subdivision of a State, Public Agency shall take all necessary and applicable steps to comply with the Final Regulations, including making any necessary amendments to Public Agency's governing documents. If Public Agency fails to timely comply with the Final Regulations, the Board shall take any remedial corrections required under the Final Regulations, which may include the termination of Public Agency's participation in the Public Employees' Retirement System, and the cancellation of all benefits and any service credit accrued for Public Agency employees and retirees.
7. The percentage of final compensation to be provided for local miscellaneous members for each year of credited prior service is 0% and the percentage of final compensation to be provided for each year of credited current service is 100% and determined in accordance with Section 7522.20 of said Retirement Law (2% at age 62 Full).
8. Public Agency shall contribute to said Retirement System the contributions determined by actuarial valuations of prior and future service liability with respect to local miscellaneous members of said Retirement System.
9. Contributions required of Public Agency and its employees shall be subject to adjustment by Board on account of amendments to the Public Employees' Retirement Law, and on account of the experience under the Retirement System as determined by the periodic investigation and valuation required by said Retirement Law.

- 10. Contributions required of Public Agency and its employees shall be paid by Public Agency to the Retirement System within fifteen days after the end of the period to which said contributions refer or as may be prescribed by Board regulation. If more or less than the correct amount of contributions is paid for any period, proper adjustment shall be made in connection with subsequent remittances. Adjustments on account of errors in contributions required of any employee may be made by direct payments between the employee and the Board.

BOARD OF ADMINISTRATION  
PUBLIC EMPLOYEES' RETIREMENT SYSTEM

BOARD OF DIRECTORS  
BUCKINGHAM PARK WATER  
DISTRICT

BY \_\_\_\_\_  
ARNITA PAIGE, CHIEF  
PENSION CONTRACTS AND PREFUNDING  
PROGRAMS DIVISION  
PUBLIC EMPLOYEES' RETIREMENT SYSTEM

BY \_\_\_\_\_  
PRESIDING OFFICER



\_\_\_\_\_  
Witness Date

Attest:



\_\_\_\_\_  
Clerk





California Public Employees' Retirement System  
Financial Office | Pension Contracts and Prefunding Programs Division  
P.O. Box 942703, Sacramento, CA 94229-2703  
888 CalPERS (or 888-225-7377) | TTY: (877) 249-7442 | www.calpers.ca.gov

**CERTIFICATION  
OF  
FINAL ACTION OF GOVERNING BODY**

I hereby certify that the \_\_\_\_\_ of the  
(governing body)

\_\_\_\_\_  
(public agency)

considered and adopted on \_\_\_\_\_, \_\_\_\_\_, by an affirmative vote of a  
(date)

majority of the members of said Governing Body, **Resolution No.** \_\_\_\_\_ approving the attached contractual agreement between the Governing Body of said Agency and the Board of Administration of the California Public Employees' Retirement System, a certified copy of said **Resolution** in the form furnished by said Board of Administration being attached hereto.

Adoption of the retirement benefit increase/change was not placed on the consent calendar.



\_\_\_\_\_  
Clerk/Secretary

\_\_\_\_\_  
Title

Date \_\_\_\_\_



Phone: (530)244-0202

Consultant Job No.: 2412.06  
Project Manager: RB  
Billing Manager: RB  
Billing Code: PD  
Date File Opened:

### ENGINEERING AGREEMENT

This agreement has been entered into at Redding, California on the CLIENT signature date set forth below and is by and between the CLIENT as listed below and PACE Engineering, Inc., hereinafter called the CONSULTANT.

CLIENT: Buckingham Park Water District PHONE: (707) 279-8568  
ATTENTION: Ahimsah Wonderwheel EMAIL: gm@buckinghamparkwater.us  
ADDRESS: 2880 Eastlake Drive, Kelseyville, CA 95451  
PROJECT TITLE: Lake Intake Floating Pump  
APN: \_\_\_\_\_ CLIENT PROJECT NO: \_\_\_\_\_

**PROJECT DESCRIPTION:**

Design of improvements to lake intake for connection of a floating pump to be used during low lake level periods.

**SCOPE OF SERVICES BY CONSULTANT:**

**TASK 100**

1. Provide pump sizing for floating pump package system.
2. Provide electrical design for pump control panel including power requirements necessary for operating pump in manual and automatic modes.
3. Provide mechanical design for piping to existing wet well.
4. Includes one site visit.
5. Permits by others.


The CONSULTANT agrees to perform the above-described services for the CLIENT. The CLIENT agrees to compensate CONSULTANT for such services as follows:

- A lump-sum amount of \$ \_\_\_\_\_, payable per Item 21.
- At the CONSULTANT'S STANDARD RATES. (See attached Exhibit A) Estimated Fee \$ 15,000
- Other. Describe: \_\_\_\_\_
- Special Billing Instructions: \_\_\_\_\_

This Agreement is subject to the Standard Provisions 1 through 50 contained herein and the terms and conditions contained in exhibits attached herewith and made a part hereof. Other exhibits not identified above are as follows: \_\_\_\_\_

IN WITNESS WHEREOF, the parties hereto have accepted, made, and executed this Agreement upon the terms, conditions, and provisions hereinafter stated on pages 1 through 4 and on the referenced attached exhibits.

**CONSULTANT:**

License No.: C 72511  
By:   
Name/Title: Rickey Bowser, Senior Engineer  
Date: April 20, 2021

**CLIENT:**

By: \_\_\_\_\_  
Print Name: \_\_\_\_\_  
Title: \_\_\_\_\_ Date: \_\_\_\_\_

Form of doing business: Owner, Partnership, Corporation

## Standard Provisions of Agreement

1. This Agreement shall be binding upon the heirs, executors, administrators, successors and assigns of Client and Consultant.
2. This Agreement shall not be assigned by either Client or Consultant without the prior written consent of the other.
3. This Agreement contains the entire Agreement between Client and Consultant relating to the project and the provision of services to the project. Any prior agreement, promises, negotiations or representations not expressly set forth in this Agreement are of no force or effect. Subsequent modifications to this Agreement shall be in writing and signed by both Client and Consultant.
4. Consultant's waiver of any term, condition, or covenant, or breach of any term, condition, or covenant, shall not constitute the waiver of any other term, condition, or covenant, or the breach of any other term, condition, or covenant.
5. If any term, condition, or covenant of this Agreement is held by a court of competent jurisdiction to be invalid, void or unenforceable, the remaining provisions of this Agreement shall be valid and binding on Client and Consultant.
6. This Agreement shall be governed by and construed in accordance with the laws of the State of California.
7. Consultant shall only act as an advisor in all governmental relations.
8. All original papers, documents, drawings and other work product of Consultant, and copies thereof, produced by Consultant pursuant to this Agreement shall remain the property of Consultant and may be used by Consultant without the consent of Client. Upon request and payment of the costs involved, Client is entitled to a copy of all papers, documents, and drawings provided Client's account is paid current.
9. Client acknowledges that its right to utilize the services and work product provided pursuant to this Agreement will continue only so long as Client is not in default pursuant to the terms and conditions of this Agreement. Client further acknowledges that Consultant has the unrestricted right to use the services provided pursuant to this Agreement as well as all work product provided pursuant to this Agreement.
10. Client and Consultant agree to cooperate with each other in every way on the project.
11. Upon request, Client shall execute and deliver, or cause to be executed and delivered, such additional instruments, documents, governmental fees and charges which are necessary to perform the terms of this Agreement.
12. Consultant makes no representations concerning soil conditions unless specifically included in writing in this Agreement, and he is not responsible for any liability that may arise out of the making or failure to make soil surveys, or sub-surface soil tests, or general soil testing.
13. Client agrees not to use or permit any other person to use plans, drawings, or other work product prepared by Consultant, which plans, drawings, or other work product are not final and which are not signed, and stamped or sealed by Consultant. Client agrees to be liable and responsible for any such use of nonfinal plans, drawings, or other work product not signed and stamped or sealed by Consultant and waives liability against Consultant for their use. Client further agrees that final plans, drawings or other work product are for the exclusive use of Client and may be used by Client only for the project described on the face hereof. Such final plans, drawings or other work product may not be changed nor used on a different project without the written authorization or approval by Consultant. If Consultant's work product exists in electronic or computerized format, or is transferred in electronic or computerized format, the stamp, seal and signature shall be original and may not be a computer-generated copy, photocopy, or facsimile transmission of the original.
14. Consultant has a right to complete all services agreed to be rendered pursuant to this contract. In the event this Agreement is terminated before the completion of all services, unless Consultant is responsible for such early termination, Client agrees to release Consultant from all liability for services performed. In the event all or any portion of the services or work product prepared or partially prepared by Consultant be suspended, abandoned, or terminated, Client shall pay Consultant for all fees, charges, and services provided for the project, not to exceed any contract limit specified herein. Client acknowledges if the project services are suspended and restarted, there will be additional charges due to suspension of the services which shall be paid for by Client as extra services.
15. If the scope of services to be provided by Consultant pursuant to the terms of this agreement includes an ALTA survey, Client agrees that Consultant may sign one of the two ALTA Survey Statements attached hereto and incorporated herein by reference. In the event that Consultant is required to sign a statement or certificate which differs from the ALTA Survey Statements contained in the attachment, Client hereby agrees to indemnify and hold Consultant harmless from any and all liability arising from or resulting from the signing of any statement which differs from those statements contained in the attachment.
16. If the scope of services to be provided by Consultant pursuant to the terms of this Agreement include the preparation of grading plans but exclude construction staking services, Client acknowledges that such staking services normally include coordinating civil engineering services and the preparation of as-built drawings pursuant to Uniform Building Code Appendix, Chapter 33 or local grading ordinances and Client will be required to retain such services from another Consultant or pay Consultant pursuant to this Agreement for such services as extra work in accordance with Provision 26.
17. Consultant shall be entitled to immediately, and without notice, suspend the performance of any and all of its obligations pursuant to this Agreement if Client files a voluntary petition seeking relief under the United States Bankruptcy Code or if there is an involuntary bankruptcy petition filed against Client in the United States Bankruptcy Court, and that petition is not dismissed within fifteen (15) days of its filing. Any suspension of services made pursuant to the provisions of this paragraph shall continue until such time as this Agreement has been fully and properly assumed in accordance with the applicable provisions of the United States Bankruptcy Code and in compliance with the final order or judgment issued by the Bankruptcy Court.
18. This Agreement shall not be construed to alter, affect or waive any lien or stop notice right which Consultant may have for the performance of services pursuant to this Agreement. Client agrees to separately provide to Consultant the present name and address of the record owner of the property on which the project is to be located. Client also agrees to separately provide Consultant with the name and address of any and all lenders who would loan money on the project and who are entitled to receive a preliminary notice.
19. If payment for Consultant's services is to be made on behalf of Client by a third-party lender, Client agrees that Consultant shall not be required to indemnify the third-party lender, in the form of an endorsement or otherwise, as a condition of receiving payment for services.
20. If Client fails to pay Consultant within thirty (30) days after invoices are rendered, Client agrees Consultant shall have the right to consider such default in payment a material breach of this entire Agreement, and upon written notice, the duties, obligations, and responsibilities of Consultant under this Agreement are suspended or terminated. In such event, Client shall promptly pay Consultant for all fees, charges, and services provided by Consultant.

21. All fees and other charges will be billed monthly and shall be due at the time of billing unless otherwise specified in this Agreement. For lump sum work the amount due shall be based upon the Consultant's estimate of the percent complete at the time that the invoice is prepared.
22. Client agrees that the periodic billings from Consultant to Client are correct, conclusive, and binding on Client unless Client, within ten (10) days from the date of receipt of such billing, notifies Consultant in writing of alleged inaccuracies, discrepancies, or errors in the billing.
23. Client agrees to pay a monthly late payment charge, which will be the lesser of, one and one-fourth percent (1¼%) per month or a monthly charge not to exceed the maximum legal rate, which will be applied to any unpaid balance commencing thirty (30) days after the date of the original billing.
24. If Consultant, pursuant to this Agreement, produces plans, specifications, or other documents and/or performs field services, and such plans, specifications, and other documents and/or field services are required by one or more governmental agency, and one or more such governmental agency changes its ordinances, policies, procedures or requirements after the date of this Agreement, any additional office or field services thereby required shall be paid for by Client as extra services.
25. In the event Consultant's fee schedule changes due to any increase of costs such as the granting of wage increases and/or other employee benefits to field or office employees due to the terms of any labor agreement, or rise in the cost of living, during the lifetime of this Agreement, a percentage increase shall be applied to all remaining compensation.
26. Client agrees that if Client requests services not specified pursuant to the scope of services description within this Agreement, Client agrees to pay for all such additional services as extra work.
27. In the event the staking is destroyed, damaged or disturbed by an act of God or parties other than Consultant, the cost of restaking shall be paid for by Client as extra services.
28. Client acknowledges that the design services performed pursuant to this Agreement are based upon field and other conditions existing at the time these services were performed. Client further acknowledges that field and other conditions may change by the time project construction occurs and clarification, adjustments, modifications and other changes may be necessary to reflect changed field or other conditions. If the scope of services pursuant to this Agreement does not include construction staking services by Consultant for this project, or if subsequent to this Agreement Client retains other persons or entities to provide such staking services; or if the scope of services pursuant to this Agreement does not include onsite construction review, construction management, observation of construction of engineering structures, or other construction services for this project, or if subsequent to this Agreement Client retains other persons or entities to provide such construction services, then Client acknowledges that such services will be performed by others, and that Client will defend, indemnify, and hold Consultant harmless from any and all claims arising from or resulting from the performance of such services by other persons or entities except claims caused by the sole negligence or willful misconduct of Consultant; and from any and all claims arising from or resulting from clarifications, adjustments, modifications or other changes which may be necessary to reflect changed field or other conditions except claims caused by the sole negligence or willful misconduct of Consultant.
29. Client shall pay the costs of checking and inspection fees, zoning and annexation application fees, assessment fees, soils engineering fees, soils testing fees, aerial topography fees, and all other fees, permits, bond premiums, applicable taxes on professional services, title company charges, blueprints and reproductions, and all other charges not specifically covered by the terms of this Agreement.
30. Client acknowledges and agrees that if Consultant provides surveying services, which services require the filing of a Record of Survey in accordance with Business and Professions Code Section 8762, that all of the costs of preparation, examination and filing for the Record of Survey will be paid by Client as extra work in accordance with Provision 26.
31. Consultant is not responsible for delay caused by activities or factors beyond Consultant's reasonable control, including but not limited to, delays by reason of strikes, lockouts, work slowdowns, or stoppages, accidents, acts of God, failure of Client to furnish timely information or approve or disapprove of Consultant's services or work product promptly, faulty performance by Client or other contractors or governmental agencies. When such delays beyond Consultant's reasonable control occur, Client agrees Consultant is not responsible in damages nor shall Consultant be deemed to be in default of this Agreement.
32. Consultant shall not be liable for damages resulting from the actions or inactions of governmental agencies including, but not limited to, permit processing, environmental impact reports, dedications, general plans and amendments thereto, zoning matters, annexations or consolidations, use or conditional use permits, project or plan approvals, and building permits. The Client agrees that it is the responsibility of the Client to maintain in good standing all government approvals and permits and to apply for any extensions thereof.
33. Consultant makes no representation concerning the estimated quantities and probable costs made in connection with maps, plans, specifications, reports or drawings other than that all such costs are estimates only and actual costs will vary. It is the responsibility of Client to verify costs.
34. Client acknowledges that Consultant is not responsible for the performance of work by third parties including, but not limited to, the construction contractor and its subcontractors.
35. Consultant makes no warranty, either expressed or implied, as to his findings, recommendations, plans, specifications, or professional advice except that the services or work product were performed pursuant to generally accepted standards of practice in effect at the time of performance.
36. Estimates of land areas provided under this Agreement are not to be considered precise unless Consultant specifically agrees to provide the precise determination of such areas.
37. In the event the Client agrees to, permits, authorizes, constructs or permits construction of changes in the plans, specifications and documents or does not follow recommendations or reports prepared by Consultant pursuant to this Agreement, which changes are not consented to in writing by Consultant, Client acknowledges that the changes and their effects are not the responsibility of Consultant and Client agrees to release Consultant from all liability arising from the use of such changes and further agrees to defend, indemnify and hold harmless Consultant, its officers, directors, principals, agents and employees from and against all claims, demands, damages or costs arising from the changes and their effects.
38. Client agrees that in accordance with generally accepted construction practices, construction contractor will be required to assume sole and complete responsibility for job site conditions during the course of construction of the project, including safety of all persons and property; that this requirement shall be made to apply continuously and not be limited to normal working hours.

PB

39. In the event Client discovers or becomes aware of changed field or other conditions which necessitate clarification, adjustments, modifications or other changes during the construction phase of the project, Client agrees to notify Consultant and engage Consultant to prepare the necessary clarifications, adjustments, modifications or other changes to Consultant's services or work product before construction activities commence or further activity proceeds. Further, Client agrees to have a provision in its construction contracts for the project which requires the contractor to notify Client of any changed field or other conditions so that Client may in turn notify Consultant pursuant to the provisions of this paragraph.

40. Client agrees to limit the liability of Consultant, its principals, employees and their subconsultants, to Client and to all contractors and subcontractors on the project, for any claim or action arising in tort, contract or strict liability, to the sum of \$50,000 or Consultant's fee, whichever is greater. Client and Consultant acknowledge that this provision was expressly negotiated and agreed upon.

41. Client agrees to purchase and maintain, during the course of construction, builder's risk "all risk" insurance which will name Consultant as an additional insured as their interest may appear.

42. Client acknowledges that Consultant's scope of services for this project does not include any services related in any way to asbestos and/or hazardous or toxic materials. Should Consultant or any other party encounter such materials on the job site, or should it in any other way become known that such materials are present or may be present on the job site or any adjacent or nearby areas which may affect Consultant's services, Consultant may, at its option, terminate work on the project until such time as Client retains a specialist contractor to abate and/or remove the asbestos and/or hazardous or toxic materials and warrant that the job site is free from any hazard which may result from the existence of such materials.

43. The Client hereby agrees to bring no claim for negligence, breach of contract, strict liability, indemnity, delays or otherwise against the Consultant, its principals, employees, and agents if such claim, in any way, would involve the Consultant's services for the investigation, detection, abatement, replacement, use or specification, or removal of products, materials or processes containing asbestos, asbestos cement pipe, and/or hazardous or toxic materials. Client further agrees to defend, indemnify and hold harmless Consultant, its officers, directors, principals, employees and agents from any asbestos and/or hazardous or toxic material related claims that may be brought by third parties as a result of the services provided by the Consultant pursuant to this Agreement except claims caused by the sole negligence or willful misconduct of the Consultant.

44. If any action at law or equity, including an action for declaratory relief, is brought to enforce or interpret the provisions of this Agreement or in any way connected with the performance of this Agreement, the prevailing party shall be entitled to reasonable attorneys' fees, which fees may be set by the court in the same action or in a separate action brought for that purpose, in addition to any other relief to which he may be entitled.

45. Client agrees that in the event Client institutes litigation to enforce or interpret the provisions of this Agreement, such litigation is to be brought and adjudicated in the appropriate court in the county in which Consultant's principal place of business is located, and Client waives the right to bring, try or remove such litigation to any other county or judicial district.

46. (a) Except for the provision of subdivision (b) and subdivision (c), and in an effort to resolve any conflicts that arise during the

design or construction of the project or following the completion of the project, the client and the Consultant agree that all disputes between them arising out of or relating to this Agreement shall be submitted to nonbinding mediation or other form of Alternative Dispute Resolution as agreed to by the parties.

The Client and the Consultant further agree to include a similar mediation provision in all agreements with independent contractors and consultants retained for the project and with other successive third parties including but not limited to construction contractors, lenders and homeowner associations and to require all independent contractors and consultants also to include a similar mediation provision in all agreements with subcontractors, subconsultants, suppliers or fabricators so retained, thereby providing for mediation as the primary method for dispute resolution between the parties to those agreements.

(b) Subdivision (a) does not preclude or limit consultant's right to elect to file an action for collection of fees if the amount in dispute is within the jurisdiction of the small claims court.

(c) Subdivision (a) does not preclude or limit consultant's right to elect to perfect or enforce applicable mechanics lien remedies.

47. (a) Notwithstanding any other provision of this Agreement and except for the provisions of (b) and (c), if a dispute arises regarding Consultant's fees pursuant to this contract, and if the fee dispute cannot be settled pursuant to Provision 46, such dispute shall be settled by binding arbitration in accordance with the Construction Industry Arbitration Rules of the American Arbitration Association, and judgment upon the award rendered by the Arbitrator(s) may be entered in any court having jurisdiction thereof.

(b) Subdivision (a) does not preclude or limit Consultant's right to elect to file an action for collection of fees if the amount in dispute is within the jurisdiction of the small claims court.

(c) Subdivision (a) does not preclude or limit Consultant's right to elect to perfect or enforce applicable mechanics lien remedies.

48. Client agrees to reimburse the Consultant for any time and expense incurred for depositions or appearances at any legal proceedings requested by Client or duly authorized attorney, or when required by a subpoena or court action, as may be required from the Consultant performing work under this Agreement. Client agrees to indemnify and reimburse the Consultant for costs and expenses that may result in legal actions taken against the Consultant unless it is determined by a court of law that the Consultant was negligent in his services leading to such action. Consultant shall be paid by Client for such time and expense at his normal charge-out rate for professional services applicable at the time.

49. Any applicable statute of limitations pertaining to all causes of action, latent or patent, shall commence to run and any alleged cause of action shall be deemed to have accrued in any and all events not later than the date of Substantial Completion.

50. In soils, foundation, groundwater, and other subsurface investigations, the actual characteristics may vary significantly between successive test points and sample intervals and at locations other than where observations, exploration, and investigations have been made. Because of the inherent uncertainties in subsurface evaluations, changed underground conditions may occur that could affect total project cost and/or execution. These conditions and cost/execution effects are not the responsibility of Consultant.





**Exhibit A**  
**STANDARD CHARGES FOR PROFESSIONAL SERVICES**  
 Effective through December 31, 2021

LABOR CLASSIFICATION	BILLING CLASS	HOURLY RATE
Senior Engineering Consultant	E8	\$225
Managing Engineer	E7	\$225
Principal Engineer	E6	\$212
Senior Engineer	E5	\$195
Associate Engineer	E4	\$175
Staff Engineer/Grade 3	E3	\$157
Staff Engineer/Grade 2	E2	\$147
Staff Engineer/Grade 1	E1	\$134
Engineering Technician 4	T4	\$147
Engineering Technician 3	T3	\$133
Engineering Technician 2	T2	\$120
Engineering Technician 1	T1	\$104
One-Man Survey Crew	SC1	\$247
Two-Man Survey Crew	SC2	\$315
Two-Man Survey Crew (O/T)	SC2x	\$372
Three-Man Survey Crew	SC3	\$388
Survey Supervisor	SS1	\$182
Licensed Land Surveyor	LS1	\$164
Admin. Clerk 3	AD3	\$82
Admin. Clerk 2	AD2	\$73
Admin. Clerk 1	AD1	\$66

**EXPENSES**

Meals and Lodging: At cost (out-of-town and overnight work only).  
 Vehicle Transportation: Included in hourly rates unless specifically indicated otherwise in Agreement.  
 Hourly labor rates are applicable during travel to and from job site.  
 Express Mail/Federal Express: At cost.  
 Outside Services and Fees: At cost plus 10% administrative fee.  
 Computers, Plotters, and Electronic Distance Measuring Instruments: Included in hourly rate.

Rates for expert witness services will be as set forth in the Engineering Agreement.

Rates are established on an annual basis and are subject to change from year to year.

Refer to Exhibit A-1 for hourly rates on prevailing wage projects.



GAVIN NEWSOM  
GOVERNOR



JARED BLUMENFELD  
SECRETARY FOR  
ENVIRONMENTAL PROTECTION

## State Water Resources Control Board

March 22, 2021

System No. 1710011

Buckingham Park Water District  
c/o Ahimsah Wonderwheel, General Manager  
2880 Eastlake Drive  
Kelseyville, CA 95451

### ORDER NO. 02\_03\_21M\_014\_1710011 HEALTH AND SAFETY CODE SECTION 116400 ORDER REGARDING SAMPLING FOR TOTAL MICROCYSTINS

Dear Ahimsah Wonderwheel:

Enclosed is Order No. 02\_03\_21M\_014\_1710011 (hereinafter "Order") issued by the State Water Resources Control Board ("State Water Board"), Division of Drinking Water ("Division") to Ahimsah Wonderwheel. **Please note that there are legally enforceable requirements associated with this Order.**

The contamination of drinking water systems with cyanotoxins is an issue of emerging concern and increased prevalence across California. Cyanotoxins are caused by cyanobacteria during events known as Harmful Algal Blooms (HABs). In 2015, the United States Environmental Protection Agency (U.S. EPA) issued a 10-day drinking water health advisory for one cyanotoxin group, total microcystins, of 0.3 micrograms per liter ( $\mu\text{g/L}$ ) for children under the age of six and 1.6  $\mu\text{g/L}$  for school-aged children and adults. Microcystins are a group of cyanotoxins that are routinely detected by public water systems and recreational monitoring in Northern California. Clear Lake is known to have routine HABs and microcystins are the prevalent cyanotoxin present in the waterbody. Eighteen public water systems use Clear Lake as a source of supply. Prior sampling has confirmed the presence of microcystins either at or near the raw water intakes for each of these water systems. Forecasted dry conditions due to changing weather patterns are expected to increase the frequency and severity of HAB's in Clear Lake.

Pursuant to Health and Safety Code Section 116400, the Division is issuing the enclosed Order requiring testing for microcystins using the methodology specified in the Order. Based on historical sampling results, the drinking water system source(s) listed in the Order are at risk for potential contamination by microcystins. The Order requires periodic, paired samples to be collected at the raw water source and the corresponding, post-treatment entry point to the distribution system.

E. JOAQUIN ESQUIVEL, CHAIR | EILEEN SOBECK, EXECUTIVE DIRECTOR

1001 I Street, Sacramento, CA 95814 | Mailing Address: P.O. Box 100, Sacramento, CA 95812-0100 | [www.waterboards.ca.gov](http://www.waterboards.ca.gov)

Ahimsah Wonderwheel

- 2 -

March 22, 2021

More information on cyanotoxins and HABs can be found here:

[https://www.waterboards.ca.gov/drinking\\_water/programs/habs/](https://www.waterboards.ca.gov/drinking_water/programs/habs/)

Any person who is aggrieved by this Order may file a petition with the State Water Board for reconsideration of this Order. Information regarding filing petitions may be found at:

[http://www.waterboards.ca.gov/drinking\\_water/programs/petitions/index.shtml](http://www.waterboards.ca.gov/drinking_water/programs/petitions/index.shtml)

The Division appreciates the hard work of the Buckingham Park Water District in maintaining safe drinking water at all times. The information gathered from the enclosed Order will assist the State Water Board in its mission to protect water resources and to address risks to health caused by HAB impacts to drinking water.

If you have any questions regarding this matter, please contact me at (707) 576-2733.

Sincerely,

Zachary  
Rounds

Digitally signed by Zachary  
Rounds  
Date: 2021.03.19 18:01:03  
-07'00'  
Water Boards

Zachary C. Rounds, P.E., District Engineer  
Mendocino District  
Division of Drinking Water  
State Water Resources Control Board

Enclosure: Order No. 02\_03\_21M\_014\_1710011

1710011/Compliance(4)  
210322\_OrderNo02\_03\_21M\_014\_1710011  
PWS\_Supervision/Enforcement Link: 02\_03\_21M\_014\_1710011



STATE OF CALIFORNIA  
STATE WATER RESOURCES CONTROL BOARD  
DIVISION OF DRINKING WATER

**Name of Public Water System: Buckingham Park Water District**

**Water System No: 1710011**

**Attention:** Ahimsah Wonderwheel, General Manager  
2880 Eastlake Drive  
Kelseyville, CA 95451

**Issued:** March 22, 2021

**ORDER REQUIRING BUCKINGHAM PARK WATER DISTRICT  
TO SAMPLE FOR MICROCYSTINS  
CALIFORNIA HEALTH AND SAFETY CODE SECTION 116400**

The State Water Resources Control Board ("State Water Board"), acting by and through its Division of Drinking Water ("Division"), hereby issues Order No.

02\_03\_21M\_014\_1710011 (hereinafter "Order") pursuant to Section 116400 of the Health and Safety Code to Buckingham Park Water District (hereinafter "System") as set forth below:

**AUTHORITIES**

1. Health and Safety Code Section 116400 authorizes the State Water Board, if it determines that a public water system is subject to potential contamination, to order a public water system to conduct periodic water analysis in accordance

with conditions specified by the State Water Board. Section 116400 specifies that the water analysis shall be reported on a quarterly basis unless the State Water Board finds that reasonable action requires either more or less frequent analysis.

2. In June 2015, the United States Environmental Protection Agency (U.S. EPA) issued a ten-day health advisory for microcystins, a group of cyanotoxins, based on research that shows short-term exposure to microcystins can cause adverse health effects in humans. Health advisories are non-regulatory values that serve as informal technical guidance to assist in protecting the public from contaminants. The health advisory for total microcystins is 0.3 micrograms per liter ( $\mu\text{g/L}$ ) for children pre-school age and younger (less than six years old) and 1.6  $\mu\text{g/L}$  for school-aged children through adults. The Division is using these values as benchmarks for protecting public health.
3. The drinking water system source specifically listed in this Order is at risk for potential contamination by total microcystins due to their reliance on Clear Lake as a source. Clear Lake periodically contains cyanobacteria which produce microcystins, as identified by sampling since 2011. Based on microcystin samples collected from Clear Lake water system intakes to date, the range of concentrations is between non-detect and 31  $\mu\text{g/L}$ . Each region of Clear Lake has demonstrated susceptibility to cyanobacteria blooms producing microcystins at various times and locations. The sample results demonstrate that total microcystins can be elevated in Clear Lake between May 1 and October 31. The time and location-dependent variability of cyanobacteria results throughout Clear Lake supports an increase in monitoring from quarterly to weekly or once trigger-based monitoring.

**FINDING**

For the reasons set forth above, the State Water Board determines that exposure to microcystin poses an acute health risk and the System is subject to potential contamination from total microcystins.

**DIRECTIVES**

THEREFORE, the State Water Board hereby orders that System conduct periodic water analysis for microcystins according to the following conditions:

1. Between May 1 and October 31, 2021, and if an adjacent recreation monitoring site result exceeds 0.3 µg/L between November 1, 2021 and April 30, 2022, the System shall monitor for microcystins in accordance with the monitoring requirements set forth in Directives 2, 3, and 4.
  
2. Samples shall be collected from the water system's surface water intake and the entry point to the distribution system (entry point) for treated surface water using the sample locations and Primary Station Codes (PS Codes) specified below. Specifically, the intake and entry point sample must be collected during the same sampling event on the same date.

Sample Location (Site Name)	Sample Site PS CODE
CLEAR LAKE INTAKE	CA1710011_001_001
TREATMENT PLANT - CLEAR LAKE INTAKE-TRTD	CA1710011_004_004

3. Samples from the intake and entry point location shall be collected once every two weeks, unless a sample analyzed for total microcystins exceeds 0.3 µg/L from either the intake or entry point location. After being notified of a microcystin sample result above 0.3 µg/L, System shall begin paired intake and entry point sampling on a weekly basis beginning the week following the notification from the laboratory of the detection above 0.3 µg/L. System shall continue monitoring on a weekly basis from the intake and entry point location until two consecutive weeks of microcystin results at both locations are below 0.3 µg/L.
4. If laboratory analysis detects the presence of total microcystins at the entry point above 0.3 µg/L, System must collect a confirmation sample within 24 hours of being notified of the result by the laboratory. If a confirmation sample is collected and analyzed with a result above 0.3 µg/L, or if a confirmation sample is not collected, then the Division recommends that System conduct public notification in accordance with U.S. EPA recommendations (Appendix 1). If a confirmation sample is collected and analyzed with a result below 0.3 µg/L, System must remain on weekly monitoring until there are two consecutive weeks of sample results below 0.3 µg/L at the entry point and at the intake sample location. System shall notify the Division and the Lake County public health officer by telephone within 24 hours of receiving the laboratory results if a total microcystin result of 0.3 µg/L is detected at the entry point.
5. Samples collected pursuant to this Order shall be analyzed using U.S. EPA Method 546: Determination of Total Microcystins and Nodularins in Drinking Water and Ambient Water by Adda Enzyme-Linked Immunosorbent Assay or by U.S. EPA Method 544: Determination of Microcystins and Nodularin in Drinking Water by Solid Phase Extraction and Liquid Chromatography/ Tandem Mass

Spectrometry (LC/MS/MS). For systems utilizing U.S. EPA Method 544, in order to determine the total microcystin concentration with respect to the U.S. EPA health advisory, total microcystins shall be determined by summing the total concentrations for each microcystin congener measured.

6. The results of all analyses conducted pursuant to this Order shall be reported to the Division by the analyzing laboratory using the EDF (Electronic Deliverable Format) process in accordance with Section 64469 of title 22 of the California Code of Regulations. Analytical results shall be reported electronically no later than the 10th day of the month following completion of the analysis.

The State Water Board reserves the right to make modifications to this Order as it may deem necessary to protect public health and safety. Such modifications may be issued as amendments to this Order and shall be effective upon issuance.

#### **SEVERABILITY**

The directives of this Order are severable, and System shall comply with each and every provision thereof notwithstanding the effectiveness of any provision.

#### **FURTHER ENFORCEMENT ACTION**

The California Safe Drinking Water Act authorizes the State Water Board to issue a citation or order with assessment of administrative penalties to a public water system for violation or continued violation of the requirements of the California Safe Drinking Water Act or any regulation, permit, standard, citation, or order issued or adopted thereunder including. The California Safe Drinking Water Act also authorizes the State Water Board to take action to suspend or revoke a permit that has been issued to a public water system if the public water system has violated applicable law or regulations or has

Order No. 02\_03\_21M\_014\_1710011

failed to comply with an order of the State Water Board, and to petition the superior court to take various enforcement measures against a public water system that has failed to comply with an order of the State Water Board.

Stefan  
Cajina



Digitally signed by  
Stefan Cajina  
Date: 2021.03.19  
16:54:05 -07'00'

March 22, 2021

---

Stefan Cajina  
Section Chief  
State Water Resources Control Board  
Division of Drinking Water

---

Date

Appendix 1. Public Notification Resources

Certified Mail No. 7017 3040 0000 9802 4504

## APPENDIX 1

### PUBLIC NOTIFICATION RESOURCES

#### A. RESOURCES

The United States Environmental Protection Agency (USEPA) provides several resources to public water systems in order to plan for and manage cyanotoxins in their drinking water.

General Website: <https://www.epa.gov/ground-water-and-drinking-water/cyanotoxin-management-tools-public-water-systems>

Communication Toolbox: <https://www.epa.gov/ground-water-and-drinking-water/drinking-water-cyanotoxin-risk-communication-toolbox>

#### B. TEMPLATE MICROCYSTIN NOTICES

USEPA provides notices that are specific to age groups (e.g. under six years of age and for six and older). The State Water Resources Control Board, Division of Drinking Water recommends issuing a notice to all age groups if treated drinking water exceeds 0.3 µg/L.

##### a. ENGLISH NOTICES

<https://www.epa.gov/ground-water-and-drinking-water/drinking-water-cyanotoxin-risk-communication-toolbox-templates>

##### b. NON-ENGLISH NOTICES RECOMMENDED

State Water Resources Control Board, Division of Drinking Water recommends notices are provided in English, Spanish, and the language spoken by any non-English-speaking group exceeding 10 percent of the persons served by the System.

**SPANISH NOTICES:** <https://espanol.epa.gov/espanol/caja-de-herramientas-para-la-comunicacion-del-riesgo-de-cianotoxinas-en-el-agua-potable>

[SUMMARY OF FINAL SUBMITTED VERSION]

SUPPLEMENTAL STATEMENT OF WATER DIVERSION AND USE FOR 2020

Primary Owner: BUCKINGHAM PARK COUNTY WATER DISTRICT  
 Statement Number: S009678  
 Date Submitted: 03/24/2021

1. Water is used under	Riparian Claim Pre-1914 Claim
2. Year diversion commenced	1930

2. Purpose of Use	
Municipal	1501

3. Special Use Categories	
C1. Are you using any water diverted under this right for the cultivation of cannabis?	No

4. Amount of Water Diverted and Used			
Month	Amount directly diverted (Acre-Feet)	Amount diverted or collected to storage (Acre-Feet)	Amount beneficially used (Acre-Feet)
January	10.016848	0	10.016848
February	10.084701	0	10.084701
March	8.086334	0	8.086334
April	9.021363	0	9.021363
May	11.343682	0	11.343682
June	13.770343	0	13.770343
July	16.809708	0	16.809708
August	20.127574	0	20.127574
September	15.792279	0	15.792279
October	14.599249	0	14.599249
November	9.717018	0	9.717018
December	7.93958	0	7.93958
Total	147.308679	0	147.308679
Type of Diversion	Direct Diversion Only		
Comments			

5. Water Diversion Measurement	
a. Required to measure as of the date this report is submitted	Yes
b. Is diversion measured?	Yes
c. An alternative compliance plan was submitted to the division of water rights on	
d. A request for additional time was submitted to the division of water rights on	

Measurement ID number	M001284
This Device/Method was used to measure water during the current reporting period	Yes
M1. Briefly describe the measurement device or method	Propeller Meter
M2. Nickname	Raw Water Flow Meter
M3. Type of device / method	Flow meter (propeller)
M4. Device make	McRometer
M5. Serial number	n/a
M6. Model number	MW506
M7. Approximate date of installation	08/08/2018
M8. Additional info	
M9. Approximate date the measuring device was last calibrated or the measurement method was updated	08/08/2018
M10. Estimated accuracy of measurement	99%
M11. Description of calibration method	New flow meter installed on 8/8/2018 came factory calibrated.
M12. Describe the maintenance schedule for the device/method	The District verifies the flow meter daily.
Information for the person who last calibrated the device or designed the measurement method	
M13. Name	McRometer
M14. Phone number	1-800-220-2279
M15. Email	
M16. Qualifications of the individual	
M17. License number and type for the qualified individual above and/or any other relevant explanation	
M18. Type of data recorder device / method	Ledger
M19. Data recorder device make	n/a



M20. Data recorder serial number	n/a
M21. Data recorder model number	n/a
M22. Data recorder units of measurement	Gallons
M23. Frequency of data recording	Daily
M24. Additional data recorder info	
M25. I am required to report my diversion or storage data by telemetry as of the date this report is submitted	No
M26. I report my diversion or storage date by telemetry to the following website	

Measurement Attachments			
Measurement ID Number	File Name	Description	Size
No attachments			

Measurement Data Files			
Measurement ID Number	File Name	Description	Size
No data files			

6. Maximum Rate of Diversion	
Month	Rate of Diversion (Gallons Per Minute)
January	238.50
February	199.70
March	203
April	194.90
May	195
June	195.80
July	191.70
August	187.40
September	193.10
October	195
November	194.60
December	203.10

7. Water Transfers	
8a. Water transfered	No
8b. Quantity transferred (Acre-Feet)	
8c. Dates which transfer occurred	/ to /
8d. Transfer approved by	

Water Supply Contracts	
8e. Water supply contract	No
8f. Contract with	
8g. Other provider	
8h. Contract number	
8i. Source from which contract water was diverted	
8j. Point of diversion same as identified water right	
8k. Amount (Acre-Feet) authorized to divert under this contract	
8l. Amount (Acre-Feet) authorized to be diverted in 2020	
8m. Amount (Acre-Feet) projected for 2021	
8n. Exchange or settlement of prior rights	
8o. All monthly reported diversion claimed under the prior rights	
8p. Amount (Acre-Feet) of reported diversion solely under contract	

Credits Claimed			
	Conservation	Reclaimed Water Use	Conjunctive Groundwater Use
Claimed? (Yes/No)	No	No	No
January			
February			
March			
April			
May			
June			
July			
August			
September			
October			
November			
December			

**Conservation Supporting Information**

Description of conservation methods	
Description of baseline water use and time period	
Description of conservation calculation methods	
Conserved water used?	

Additional Remarks

Attachments		
File Name	Description	Size
No Attachments		

Contact Information of the Person Submitting the Form	
First Name	Ahimsah
Last Name	Wonderwheel
Relation to Water Right	Agent
The information in the report is true to the best of his/her knowledge and belief	Yes

Contact Information of the Person Submitting the Form	
First Name	Ahimsah
Last Name	Wonderwheel
Relation to Water Right	Agent

Information on Certification and Signatory	
Name of Person Signing and Certifying the Report	Ahimsah Wonderwheel
Date of Signature	03/24/2021