



BUCKINGHAM PARK WATER DISTRICT
2880 Eastlake Drive, Kelseyville, CA 95451

AGENDA

MEETING OF THE BOARD

Monday February 22, 2021 at 5:00 p.m.

Held via teleconference

Due to COVID-19

The public may attend via teleconference by calling (425) 436-6362
and use Access code: 807718#

REQUEST FOR DISABILITY RELATED MODIFICATION OR ACCOMMODATION: *A request for a disability-related modification or accommodation which is necessary to participate in the Board of Directors meeting should be made in writing to the Secretary to the Board at least 48 hours prior to the meeting.*

1.0 CALL TO ORDER:

Time: _____ / Location: Teleconference / Buckingham Park Water District's Business Office at 2874 Eastlake Drive, Kelseyville, CA 95451

2.0 ROLL CALL OF BOARD MEMBERS:

President, Mark Boyle	[]	Vice President, Ken Agarwal	[]	Director, Shannon Maurer	[]
Director, Lisa Vartabedian	[]	Director, Thomas Brandon	[]		

3.0 PUBLIC INPUT:

NON-AGENDA ITEMS – Members of the Public may address the Board for a maximum of 3 minutes on subject matter, which falls within the jurisdiction of the Board.

3.1 Kathy Berncich would like to address the Board

4.0 CONSENT AGENDA:

(A Board Member may move any item from the Consent Agenda to the Action / Discussion Items should action need to be taken.)

- 4.1 Approval of February 22nd, 2021 Agenda
- 4.2 Approval of January 25th, 2021 Minutes

5.0 APPEALS:

5.1 Appeal # 1 – Appeal of High Water Usage due to Leak



BUCKINGHAM PARK WATER DISTRICT
2880 Eastlake Drive, Kelseyville, CA 95451

AGENDA

MEETING OF THE BOARD

Monday February 22, 2021 at 5:00 p.m.

Held via teleconference

Due to COVID-19

**The public may attend via teleconference by calling (425) 436-6362
and use Access code: 807718#**

6.0 ACTION / DISCUSSION ITEMS:

- 6.1 a) APPROVE / DISAPPROVE Managements Report
January 2021
- 6.2 a) DISCUSSION
Update Board on the rehab/paint on old water tank on Westlake Drive
- 6.3 a) DISCUSSION
Auditor Update
- 6.4 a.) DISCUSSION
Emergency Intertie with Riviera West – Seek funding sources update
b) Seek Funding – Update for build out of emergency water intake
- 6.5 a) DISCUSSION
Protocol for monitoring slash burns in Buckingham / Black Forest – Requirements to test hydrants in
proximity and have ready in needed

7.0 NEW BUSINESS:

- 7.1 Consideration of items not appearing on the posted agenda:
Consideration of items not appearing on the posted agenda, if necessary, requires the following Board action prior to consideration: 1) A determination by a majority of the Board that an emergency situation exists (as defined in section 54956.9 of the Brown Act); or 2) A determination by a two-thirds vote of the legislative body or, if less than two-thirds of the members that are present, a unanimous vote of those members present, that there is a need to take immediate action and that the need for action came to the attention of the District subsequent to the agenda being posted.



BUCKINGHAM PARK WATER DISTRICT

2880 Eastlake Drive, Kelseyville, CA 95451

AGENDA

MEETING OF THE BOARD

Monday February 22, 2021 at 5:00 p.m.

Held via teleconference

Due to COVID-19

**The public may attend via teleconference by calling (425) 436-6362
and use Access code: 807718#**

8.0 **ADJOURNMENT:**

Motion to adjourn: _____ Time: _____

Respectfully Submitted by:



Lori Gonzalez Office Manager / Secretary to the Board





BUCKINGHAM PARK WATER DISTRICT
2880 Eastlake Drive, Kelseyville, CA 95451

OFFICIAL MEETING MINUTES

MEETING OF THE BOARD

Monday January 25th, 2021 at 5:00 p.m.;

Held via teleconference

Due to COVID-19

The public may attend via teleconference by calling (425) 436-6362
and use Access code: 807718#

1.0 CALL TO ORDER:

Board President Mark Boyle called the meeting to order at 5:04pm

2.0 ROLL CALL OF BOARD MEMBERS:

Present: President Mark Boyle, Director Thomas Brandon and Director Shannon Maurer
Excused: Vice President Ken Agarwal and Director Lisa Vartabedian

3.0 APPOINTMENT OF SPECIAL DISTRICT DIRECTOR IN LIEU OF ELECTION:

3.1 Perform Oath of Office:

The Secretary to the Board of Directors performed the Oath of Office for Shannon Maurer and Thomas Brandon appointed Special District Director.

4.0 PUBLIC INPUT:

NON-AGENDA ITEMS – Members of the Public may address the Board for a maximum of 3 minutes on subject matter, which falls within the jurisdiction of the Board.

None

5.0 CONSENT AGENDA:

(A Board Member may move any item from the Consent Agenda to the Action / Discussion Items should action need to be taken.)

5.1 Approval of corrected October budget numbers

5.2 Approval of January 25th, 2021 Agenda

5.3 Approval of November 23rd, 2020 Minutes

The October corrected budget numbers was approved by the following vote:

Ayes: Brandon, Maurer, Boyle

Noes: None

Abstentions: None

Absent: Vartabedian, Agarwal

The January 25th, 2021 Agenda and the November 23rd, 2020 Minutes was approved by the following vote:

Ayes: Brandon, Maurer, Boyle

Noes: None

Abstentions: None

Absent: Vartabedian, Agarwal



BUCKINGHAM PARK WATER DISTRICT
2880 Eastlake Drive, Kelseyville, CA 95451

OFFICIAL MEETING MINUTES

MEETING OF THE BOARD

Monday January 25th, 2021 at 5:00 p.m.;

Held via teleconference

Due to COVID-19

The public may attend via teleconference by calling (425) 436-6362
and use Access code: 807718#

6.0 APPEALS:

- 6.1 APPROVE / DISAPPROVE
Appeal #1 – Appeal of late fees

The Board denied the appeal of late fees by the following vote:

Ayes: Maurer, Brandon, Boyle

Noes: None

Abstentions: None

Absent: Vartabedian, Agarwal

7.0 ACTION / DISCUSSION ITEMS:

- 7.1 a) APPROVE / DISAPPROVE MANAGEMENT'S REPORT:
November 2020

- b) APPROVE / DISAPPROVE MANAGEMENT'S REPORT:
December 2020

The Managements Report for November 2020 and December 2020 was approved by the following vote:

Ayes: Maurer, Brandon, Boyle

Noes: None

Abstentions: None

Absent: Vartabedian, Agarwal

- 7.2 a) Discussion
Update Board on the rehab/paint on old water tank on Westlake Drive - Carry Over to February 22, 2021
Board Meeting



BUCKINGHAM PARK WATER DISTRICT
2880 Eastlake Drive, Kelseyville, CA 95451

OFFICIAL MEETING MINUTES

MEETING OF THE BOARD

Monday January 25th, 2021 at 5:00 p.m.;

Held via teleconference

Due to COVID-19

The public may attend via teleconference by calling (425) 436-6362
and use Access code: 807718#

- 7.3 a) Discussion
Review Carrying Charges - Tabled

8.0 NEW BUSINESS:

- 8.1 Approve / Disapprove

- a) Proposal for new HVAC system using emergency fund

The Board approved to accept the proposal from Abbott's Heating & Air-conditioning by the following vote:

Ayes: Brandon, Maurer, Boyle

Noes: None

Abstentions: None

Absent: Vartabedian, Agarwal

- 8.2 Approve / Disapprove

- a) Purchase of new Aerator Pump Motor for Clearwell using CIP fund – Carry over for February 22, 2021
Meeting

- 8.3 Consideration of items not appearing on the posted agenda:

Consideration of items not appearing on the posted agenda, if necessary, requires the following Board action prior to consideration: 1) A determination by a majority of the Board that an emergency situation exists (as defined in section 54956.9 of the Brown Act); or 2) A determination by a two-thirds vote of the legislative body or, if less than two-thirds of the members that are present, a unanimous vote of those members present, that there is a need to take immediate action and that the need for action came to the attention of the District subsequent to the agenda being posted. None



BUCKINGHAM PARK WATER DISTRICT
2880 Eastlake Drive, Kelseyville, CA 95451

OFFICIAL MEETING MINUTES

MEETING OF THE BOARD

Monday January 25th, 2021 at 5:00 p.m.;

Held via teleconference

Due to COVID-19

The public may attend via teleconference by calling (425) 436-6362
and use Access code: 807718#

9.0 ADJOURNMENT:

Director Maurer made a motion to adjourn the public board meeting at 5:59 p.m. The motion carried by the following vote:

Ayes: Maurer, Brandon, Boyle

Noes: None

Abstentions: None

Absent: Vartabedian, Agarwal

Respectfully Submitted by:

(Seal)

Lori Gonzalez - Office Manager / Secretary to the Board

BUCKINGHAM PARK WATER DISTRICT

2880 Eastlake Drive · Kelseyville, CA 95451
 Phone (707) 279-8568 · Fax (707) 279-2947

APPEAL #1

To: Board of Directors
From: Lori Gonzalez, Office Manager & Secretary to the Board
Date: February 17, 2021
Re: Appeal – High Usage / Bill

Suzanne & Charles Clary / Autohaus-Schmid, Inc. Account #2236702

I am requesting direction from the Board regarding the above referenced account. We received an Appeal from Suzanne Clary. Suzanne is asking Buckingham Park Water District to waive the enormous water bill as they were not aware of a leak as no sign of water above ground. Operator Alan Mitchell notified me while reading the meter on January 26, 2021 that the leak indicator was spinning very fast and that the water usage was very high. In turn I notified Mary Ann Schmid of the issue and asked if she would like for us to turn off the water as no one was at the location. She gave permission to turn the water off. On Tuesday February 16, 2021 Suzanne Clary came into our office to ask about the high water bill. Suzanne informed me that she moved out of the house on January 5, 2021 but has paid the rent for January as she was under contract until the property owners could find someone to rent the property. The leak has since been repaired.

Unfortunately it is written in Section 4, Article E, Item 1 that the customer is responsible for all water that flowed through the water meter (please see below as stated in Ordinance)

SECTION 4: ESTABLISHMENT OF DISTRICT BUDGET, RATES AND FEES, BILLING**E. CONSUMPTION BILLING**

1. The customer is liable for paying for all water that has flowed through the water meter as determined by reading the cubic feet of water recorded by the water meter

Sincerely,



Lori Gonzalez
 Office Manager & Secretary to the Board

BUCKINGHAM PARK WATER DISTRICT
2880 Eastlake Drive Kelseyville, CA 95451
Phone (707) 279-8568 / Fax (707) 279-2947

Appeal Request Form

SUZANNE CLARY

Name: _____
1suzie74@gmail.com

Mailing Address: _____

Property Address 8330 Orchard Dr, Kelseyville, CA 95451
(if different than above): _____

APPEAL

Please select the charge that you are appealing:

Carrying Charge Backflow late Fee High Usage / Bill

Other: _____

Date of the charge that you are appealing: 2-1-2021

Please describe below in detail the reason for your appeal:

~~The high water bill was a result of an unknown underground leak. we were made aware of this by the water company. As soon as we were made aware the water was shut off and the leak was found, dug up and repaired.~~

~~There is no way we could have known about beforehand this, as there was no signs above ground that it was leaking.~~

DocuSigned by: _____
SUZANNE CLARY / 2/16/2021
Signature / Date
ID: B4FAB1C4C4F1...

Customer Profile

Account: 2236702

Meter: 20367

Name: Autohaus-Schmid, Inc.

Status: ACTIVE

Service Address: 8330 Orchard Drive Kelseyville, CA 95451

Changed: 8/5/2020

Area: 1 APS: YES Service Start: 8/5/2020 Service End:

Phone Number: (650) 430-2237

Group: 2 Route: 2 Service Rate: A Commodity Rate: A

Sewer Rate:

Balance Info

Last Billed: 2/1/2021 \$8,046.72
 Last Payment: 1/22/2021 (\$103.65)
 Last Adjustment: 8/5/2020 \$150.00
 Last Reminder:
 Last Shut Off:
 Promise:

Past Due Info

Past Due 1: \$0.00
 Past Due 2: \$0.00
 Past Due 3: \$0.00
 Current Bill: \$8,046.72

 Total Due: \$8,046.72

Resident Info

Relationship: T
 SS#:
 Employer:
 Work City:
 Work Phone: ext:

E-Mail: maryanschmid@icloud.co

Payment History: P P P P P P

Mailing Info

Name: Schmid LLC Autohaus

Phone: (707) 275-2181

C/O Name:

Address: 5135 State Highway 20 APT 20 Upper Lake, CA 95485

Suzanne & Charles Clary
 Moved out on January 5, 2021

Buckingham Park Water District
 2880 Eastlake Drive
 Kelseyville, CA 95451-9031

MAIL TO:

Suzanne & Charles Clary
 9734 State Highway 281 APT PB 5038
 Kelseyville, CA 95451



ACCOUNT NUMBER 2236702	METER NUMBER 20367
DATE PAYMENT DUE 2/28/2021	
PLEASE PAY THIS AMOUNT NO PAYMENT DUE	

TEAR ALONG DOTTED LINE AND REMIT WITH YOUR PAYMENT

CHARGES				
SERVICE ADDRESS	ACCOUNT NUMBER	BILLING DATE	PERIOD	PAY THIS AMOUNT
			FROM TO	
8330 Orchard Drive	2236702	2/1/2021	12/30/2020 1/26/2021	\$8,046.72

Item	Date	Description	Amount
1	1/4/2021	Previous Balance	\$103.65
2	1/22/2021	PAYMENT ** THANK YOU **	(\$103.65)
4	2/1/2021	Water/ Tier 1 @\$0.031/CF(0-1145)	\$35.50
5	2/1/2021	Water/ Tier 2 @\$0.0597/CF(1145-1560)	\$24.78
6	2/1/2021	Water/ Tier 3 @\$0.0832/CF(1560-96412)	\$7,891.69
7	2/1/2021	CIP Reserve Fee	\$23.00
8	2/1/2021	Emergency Reserve (\$7.00)	\$0.00
9	2/1/2021	Residential Base Rate	\$71.75

TOTAL: \$8,046.72


Thank you for your consistently prompt payments
 \$ 8046.72 will be automatically drafted from your designated acct the 25th of t
 Now accepting credit card payments, for more information please call District Of
 To view your 2018- CGR & to learn more about your drinking water please visit:
http://www.buckinghamparkwater.us/ESW/Files/BPWD_2018_CCR.pdf
 All of the District's Ordinances and meeting minutes can
 be viewed on our website as well as other water related
 information and forms relevant to your water service.

Office Hours: Monday through Friday 9am-4pm

BILLING DATE	2/1/2021	METER READINGS	USAGE	UNITS	PLEASE PAY THIS AMOUNT NO PAYMENT DUE
DAYS THIS PERIOD	27	8990 105402	96412		
ACCOUNT NUMBER	2236702	12/30/2020 1/26/2021			



DocuSign







MANAGEMENT'S REPORT TO THE BOARD

JANUARY

▪
2021

2880 EASTLAKE DRIVE
KELSEYVILLE, CA. 95451

FINANCIAL REPORT

Internal Control Failures:

There was one internal control failure in the month of January. The aeration pump motor burnt up. Installed back up motor.

Installment Plan Defaults:

None.

New Customers:

There were three (3) property transfers in the month of January.

Balance Sheet Highlights as of January , 2021:

- Assets Checking / Savings \$1,078,512.02

- **Restricted Reserve Fund Balances**

- Emergency Reserve **\$149,468.57**

- The District's Emergency Reserve Account is intended to provide funds for disasters or unexpected expenditures for catastrophic failures. The Emergency Reserve Account is not intended to fund the District's normal operations and may only be used in the case of an unanticipated emergency that threatens the District's ability to provide an adequate supply of safe drinking water to the District's customers.*

- Compliance Project Reserve

USDA Short Lived Asset Reserve	\$ 19,150.00
USDA Debt Service / Loan	\$ 45,113.00
SRF Debt Service / Loan	\$ 6,600.00
Compliance Project Reserve Other	<u>\$393,241.20</u>
Total Compliance Project Reserve	\$464,104.20

Fees collected under this category shall be expended as follows:

- a.) Acquisition of new equipment or capabilities that do not currently exist within the District
- b.) To replace or upgrade existing equipment or capabilities which has exceeded its useful life and is no longer economically feasible to repair
- c.) To acquire new production, storage or distribution capacity that is required to provide service to the District's service area
- d.) Debt reduction

**Buckingham Park Water District - Treatment Plant
Monthly Report Summary - SN 1710011**

Monthly Report Date: **January-21**

Number of Active Connections: **455**

Daily System Demand (gallons) & Demand per Connection (gallons/connection)¹

Day 1, (Fri)	63,257 (139)	Day 11, (Mon)	73,575 (162)	Day 21, (Thu)	77,726 (171)	Maximum Daily Distribution Demand: 89,368 gallons Occurred on: 1/13/2021
Day 2, (Sat)	66,872 (147)	Day 12, (Tue)	78,520 (173)	Day 22, (Fri)	79,336 (174)	
Day 3, (Sun)	80,244 (176)	Day 13, (Wed)	89,368 (196)	Day 23, (Sat)	82,349 (181)	
Day 4, (Mon)	74,661 (164)	Day 14, (Thu)	80,836 (178)	Day 24, (Sun)	83,300 (183)	Monthly Demand per Conn.: 5,131 gal/conn
Day 5, (Tue)	79,865 (176)	Day 15, (Fri)	79,768 (175)	Day 25, (Mon)	77,056 (169)	
Day 6, (Wed)	73,326 (161)	Day 16, (Sat)	81,299 (179)	Day 26, (Tue)	68,374 (150)	Avg Daily Demand per Conn.: 166 gal/conn
Day 7, (Thu)	76,628 (168)	Day 17, (Sun)	85,549 (188)	Day 27, (Wed)	61,757 (136)	
Day 8, (Fri)	76,357 (168)	Day 18, (Mon)	84,179 (185)	Day 28, (Thu)	49,984 (110)	
Day 9, (Sat)	86,713 (191)	Day 19, (Tue)	83,651 (184)	Day 29, (Fri)	60,899 (134)	
Day 10, (Sun)	79,431 (175)	Day 20, (Wed)	79,587 (175)	Day 30, (Sat)	61,273 (135)	
				Day 31, (Sun)	59,051 (130)	

Total Operational Hours of Source Water Pump:	275.1 hours (11.5 days)
Total Operational Hours of Recycled Water Pump:	66.2 hours (2.8 days)
Total Operational Hours of Filter Plant:	274.7 hours (11.4 days)
Total Operational Hours of Clearwell Pumps:	201.4 hours (8.4 days)
Average Combined Filter Flow:	177 gpm (0.254 MGD)
Average Clearwell Flow:	197 gpm (0.283 MGD)
Total Quantity of Source Water Pumped:	3,022,654 gal (9.276 acre-ft)
Total Quantity of Recycled Water Pumped:	44,103 gal (0.135 acre-ft)
Total Quantity of Source + Recycled Water Pumped:	3,066,757 gal (9.412 acre-ft)
Total Quantity of Water Filtered (sum of individual flow meters):	2,868,873 gal (8.804 acre-ft)
Total Quantity of Water Pumped from Clearwell into Distribution System:	2,376,865 gal (7.294 acre-ft)
Net Distribution Demand:	2,334,790 gal (7.165 acre-ft)
Total Quantity of Filter Surface Wash (water from distribution system):	10,459 gal (0.032 acre-ft)
Total Quantity of Filter Backwash (27 Total Backwashes), (water from Clearwell):	123,825 gal (0.380 acre-ft)
Total Quantity of Filter-to-Waste:	21,797 gal (0.067 acre-ft)
Total Quantity of Water Discharged to Backwash Sludge Pond:	156,081 gal (0.479 acre-ft)
Net Quantity of Compliance Water Filtered: ²	2,734,589 gal (8.392 acre-ft)
Percent Recovery Rate: ^{2,3}	95.3 %

Multi-Media Filter #	Filter Operations (hours)	Filter Production (Gallons)	Surface Wash (Gallons)	Filter Backwash (Gallons)	Filter-to-Waste (Gallons)	Discharge Vol to Sludge Pond (Gallons)
Filter 1	269	1,438,076	5,204	61,950	10,484	77,638
Filter 2	269	1,430,797	5,255	61,875	11,313	78,443
Sum:	538	2,868,873	10,459	123,825	21,797	156,081

Chemical Dosage, mg/L

Percentile Daily Data	Disinfection Pre-Chlorine NaOCl	Coagulant Polymer Blend 9800	Other	Filter Aid Pro Pac 9890	Disinfection Chlorine NaOCl
5 th =	2.5	29.4	-	-	2.0
50 th =	2.8	30.6	-	-	2.9
95 th =	3.3	31.6	-	-	3.3

Percentile 15 minute Data	Clearwell Flow (gpm)	Temperature °C	Clearwell pH	Clearwell Cl ₂ Residual (mg/L)	Microcystin-LR Log (%) Reduction	Giardia cyst Log Inactivation
Min =	32	5.7	7.10	1.22	1.4 (96.00%)	2.1
5 th =	188	6.6	7.20	1.25	-	2.3
50 th =	200	8.7	7.60	1.43	2.2 (99.39%)	2.9
95 th =	205	11.0	7.80	1.61	-	3.6
Max =	212	12.7	7.90	1.69	3.3 (99.95%)	3.8
# of Samples	799	799	799	761	31	656

Percentile 15 min Data	Source NTU	Recycled NTU	Settled NTU	CFE NTU	Filter 1 NTU	Filter 2 NTU
Min =	1.1	0.45	0.18	0.008	0.032	0.035
50 th =	3.4	0.61	0.36	0.011	0.045	0.041
95 th =	4.6	0.75	0.51	0.013	0.048	0.043
Max =	8.5	1.07	1.29	0.040	0.061	0.059
# of Samples	1,107	31	1,107	1,089	1,076	1,075

Note: All turbidity results are based on 15 minute recordings.

All production data and hours operated are based on 1 minute recordings.

1. The demand per connection is based on daily net storage usage + daily amount of water pumped into distribution system - water used surface wash.

2. Based on filter production recorded from individual flow meters minus quantity of water used for filter backwash & surface wash.

3. Percent recovery rate is the ratio between the net and total quantity of water filtered.

Notes:

Print Name: **ALAN MITCHELL**

Signature: *Alan Mitchell*

Date: **2/2/21**

**MONTHLY SUMMARY OF MONITORING
FOR SURFACE WATER TREATMENT REGULATIONS**

System Name: Buckingham Park Water District - Treatment Plant

System Number: 1710011

Plant Type: Conventional Treatment - 2 Multi-Media Vertical Pressure Filters

Month/Year: January-21

Date	Plant Operations & Pre-Filtered Water Turbidities (NTU) ¹					Combined Treated Water NTU Every Four Hours ²						CFE Daily Filtered Turbidity, Range, (50th, 95th) ¹
	Plant Run Time, Hr.	CFE Flow (gpm) (5, 50, 95th)	Recycled Water Turbidity ³	Source Water Turbidity (5, 50, 95th)	Settled Water Turbidity (5, 50, 95th)	Midnight	4:00 AM	8:00 AM	Noon	4:00 PM	8:00 PM	
Fri-1	7.3	179, 180, 180	0.6	4.6, 4.9, 5.6	0.34, 0.46, 0.57	-	-	-	0.011	-	0.012	0.010 - 0.013, (0.012, 0.012)
Sat-2	8.5	164, 180, 181	1.1	4.1, 4.4, 4.9	0.29, 0.41, 0.52	0.012	-	-	0.010	-	0.011	0.009 - 0.016, (0.011, 0.012)
Sun-3	9.0	176, 180, 181	0.7	4.1, 4.3, 4.6	0.29, 0.38, 0.46	0.012	0.010	-	0.012	-	-	0.010 - 0.014, (0.011, 0.012)
Mon-4	9.5	179, 180, 180	0.6	3.9, 4.2, 4.4	0.33, 0.37, 0.46	-	0.012	-	0.012	-	0.012	0.009 - 0.012, (0.011, 0.012)
Tue-5	7.8	171, 180, 181	0.7	3.5, 3.7, 4.4	0.29, 0.41, 0.49	-	-	-	0.010	-	-	0.010 - 0.014, (0.011, 0.013)
Wed-6	9.5	175, 180, 181	0.7	3.3, 3.5, 3.7	0.28, 0.41, 0.52	0.012	-	-	-	-	-	0.009 - 0.012, (0.011, 0.012)
Thu-7	9.8	179, 180, 181	0.7	3.3, 3.5, 3.9	0.30, 0.39, 0.47	0.012	0.011	-	-	0.011	0.012	0.010 - 0.016, (0.011, 0.014)
Fri-8	8.0	179, 180, 181	0.6	3.5, 3.7, 4.0	0.29, 0.39, 0.48	0.011	-	-	0.010	-	-	0.009 - 0.014, (0.011, 0.012)
Sat-9	9.5	179, 180, 181	0.6	3.6, 3.8, 4.0	0.31, 0.43, 0.50	-	0.011	-	-	0.012	-	0.009 - 0.027, (0.012, 0.013)
Sun-10	9.3	179, 180, 181	0.6	3.3, 3.5, 3.9	0.27, 0.34, 0.43	-	-	0.011	-	0.011	-	0.009 - 0.016, (0.011, 0.012)
Mon-11	9.5	170, 180, 181	0.6	3.0, 3.5, 3.7	0.27, 0.36, 0.44	-	-	0.011	-	-	0.010	0.009 - 0.015, (0.011, 0.012)
Tue-12	8.8	160, 180, 181	0.6	2.9, 3.1, 3.3	0.25, 0.30, 0.42	-	-	-	0.011	-	-	0.009 - 0.015, (0.011, 0.012)
Wed-13	10.0	179, 180, 181	0.6	3.0, 3.3, 3.6	0.21, 0.28, 0.36	-	-	0.011	0.012	-	0.011	0.009 - 0.016, (0.011, 0.012)
Thu-14	9.3	172, 180, 182	0.7	2.8, 3.1, 3.4	0.22, 0.26, 0.32	-	-	-	0.011	0.012	-	0.010 - 0.014, (0.012, 0.013)
Fri-15	9.3	179, 180, 182	0.7	3.1, 3.4, 3.9	0.24, 0.30, 0.37	-	0.011	-	0.013	-	-	0.010 - 0.013, (0.012, 0.013)
Sat-16	10.0	160, 180, 180	0.8	2.8, 3.2, 3.9	0.23, 0.30, 0.34	-	0.012	0.010	-	0.011	-	0.010 - 0.014, (0.012, 0.013)
Sun-17	10.8	99, 180, 182	0.6	2.7, 2.9, 3.3	0.23, 0.30, 0.35	-	-	0.009	-	0.011	-	0.009 - 0.013, (0.011, 0.012)
Mon-18	10.0	179, 180, 181	0.7	2.9, 3.0, 3.5	0.24, 0.31, 0.41	-	0.010	-	0.010	-	-	0.009 - 0.013, (0.011, 0.012)
Tue-19	9.0	179, 180, 181	0.6	3.1, 3.4, 4.1	0.29, 0.34, 0.42	0.010	0.009	0.010	-	-	-	0.008 - 0.013, (0.010, 0.011)
Wed-20	9.3	85, 180, 181	0.6	2.2, 2.8, 3.9	0.26, 0.35, 0.43	0.010	0.011	-	0.011	0.009	-	0.009 - 0.013, (0.010, 0.011)
Thu-21	9.0	156, 179, 181	0.6	2.2, 2.7, 3.3	0.24, 0.38, 0.50	0.009	0.011	-	0.011	-	-	0.008 - 0.040, (0.010, 0.013)
Fri-22	9.8	179, 180, 180	0.5	2.4, 2.7, 3.3	0.28, 0.37, 0.43	0.011	0.009	0.009	0.009	-	0.010	0.008 - 0.011, (0.009, 0.011)
Sat-23	10.0	177, 179, 180	0.5	2.2, 2.4, 2.9	0.29, 0.40, 0.50	0.012	-	-	-	-	0.010	0.008 - 0.016, (0.010, 0.012)
Sun-24	9.0	179, 180, 180	0.6	2.4, 2.9, 3.7	0.25, 0.39, 0.45	-	-	-	0.010	-	0.010	0.008 - 0.012, (0.009, 0.011)
Mon-25	9.5	162, 178, 180	0.5	3.0, 3.4, 4.0	0.23, 0.44, 0.56	-	-	0.009	0.011	-	0.010	0.009 - 0.013, (0.010, 0.011)
Tue-26	7.3	176, 180, 180	0.5	2.6, 3.3, 4.4	0.25, 0.40, 0.67	0.009	-	-	0.010	-	-	0.008 - 0.011, (0.009, 0.010)
Wed-27	6.5	175, 178, 179	0.7	2.9, 3.4, 4.3	0.30, 0.51, 0.62	-	-	0.009	0.010	-	-	0.009 - 0.012, (0.010, 0.011)
Thu-28	6.3	102, 177, 180	0.5	2.9, 3.5, 7.9	0.32, 0.40, 0.54	-	-	0.011	0.009	-	0.011	0.009 - 0.016, (0.010, 0.012)
Fri-29	6.0	179, 180, 180	0.5	3.0, 3.6, 5.7	0.29, 0.39, 0.46	0.009	-	0.011	0.011	-	-	0.008 - 0.012, (0.010, 0.011)
Sat-30	7.8	178, 179, 180	0.5	2.9, 3.4, 5.1	0.31, 0.39, 0.49	0.009	-	-	-	-	-	0.008 - 0.015, (0.009, 0.011)
Sun-31	7.5	178, 179, 180	0.5	2.8, 3.7, 4.4	0.25, 0.35, 0.45	0.009	-	-	0.011	-	-	0.009 - 0.013, (0.010, 0.011)
Min:	6.0	34	0.5	1.1	0.18	0.009	0.009	0.009	0.009	0.009	0.010	0.008
Avg:	8.8	177	0.6	3.5	0.37	0.011	0.011	0.010	0.011	0.011	0.011	0.011
Max:	10.8	185	1.1	8.5	1.29	0.012	0.012	0.011	0.013	0.012	0.012	0.040

- Reported values are based on 15 minute recorded data.
- Reported values are based on discrete recorded data at 4 hour intervals.
- Reported values are based on daily grab sampling.

of Filter Backwashes:

Filter 1: 13
Filter 2: 14

Avg % reduction during the month = $[(\text{Avg Raw NTU} - \text{Avg Effl NTU}) / (\text{Avg Raw NTU})] \times 100\%$:
Meets Standard (i.e. Reduction is greater than 80%) (Y/N)?

Number of readings <= 0.3 NTU: **75**
% Readings <= 0.3 NTU: **100.0%**
Average Effluent NTU: **0.011**

	4 hr	15 min
Number of readings <= 0.3 NTU:	75	1,089
% Readings <= 0.3 NTU:	100.0%	100.0%
Average Effluent NTU:	0.011	0.011
Meets Standard (i.e. at least 95% of readings are <= 0.3 NTU) (Y/N)?	Yes	Yes
Avg % reduction during the month = $[(\text{Avg Raw NTU} - \text{Avg Effl NTU}) / (\text{Avg Raw NTU})] \times 100\%$:	99.7%	99.7%
Meets Standard (i.e. Reduction is greater than 80%) (Y/N)?	Yes	Yes

15 min Data	Source Flow (gpm)	Recycled Water Turbidity	Source Water Turbidity	Settled Water Turbidity
Min =	34	0.5	1.1	0.18
50 th =	180	0.6	3.4	0.36
90 th =	180	0.7	4.3	0.47
95 th =	181	0.8	4.6	0.51
98 th =	181	0.9	5.1	0.56
99 th =	182	1.0	5.5	0.59
Max =	185	1.1	8.5	1.29

	Sample Frequency:		
	4 hr	15 min	
Number of Samples:	75	1,089	
Percentile Results:	Min =	0.009	0.008
xth Percentile NTU Value of all turbidity readings:	50 th =	0.011	0.011
(x% of all turbidity readings are less than these values)	90 th =	0.012	0.012
	95 th =	0.012	0.013
	98 th =	0.012	0.013
	99 th =	0.013	0.015
	Max =	0.013	0.040

**MONTHLY SUMMARY OF MONITORING
FOR SURFACE WATER TREATMENT REGULATIONS**

System Name: Buckingham Park Water District - Treatment Plant

System Number: 1710011

Filter Type: Filter 1 (Vertical Pressure: 50.3 sq-ft, anthracite & silica sand)

Month/Year: January-21

Date	Filter 1 Operations & Pre-Filtered Water Turbidities (NTU) ¹				Filter 1 Treated Water NTU Every Four Hours ²						Filter 1 Daily Filtered Turbidity, Range, (50, 95th) ¹
	Filter Run Time, Hr.	Filter Loading Rate, (gpm/ft ²) Range, (50th) ³	Source Water Turbidity (5, 50, 95th)	Settled Water Turbidity (5, 50, 95th)	Midnight	4:00 AM	8:00 AM	Noon	4:00 PM	8:00 PM	
Fri-1	7.3	1.8 - 1.8, (1.8)	4.6, 4.9, 5.6	0.34, 0.46, 0.57	-	-	-	0.047	-	0.047	0.046 - 0.051, (0.048, 0.050)
Sat-2	8.5	1.7 - 1.8, (1.8)	4.1, 4.4, 4.9	0.29, 0.41, 0.52	0.047	-	-	0.047	-	0.046	0.046 - 0.050, (0.047, 0.048)
Sun-3	8.8	1.7 - 1.8, (1.8)	4.1, 4.3, 4.6	0.29, 0.38, 0.46	0.046	0.046	-	0.048	-	-	0.046 - 0.061, (0.047, 0.049)
Mon-4	9.5	1.8 - 1.8, (1.8)	3.9, 4.2, 4.4	0.33, 0.37, 0.46	-	0.047	-	0.046	-	0.047	0.046 - 0.048, (0.047, 0.048)
Tue-5	7.5	1.5 - 1.8, (1.8)	3.5, 3.7, 4.4	0.29, 0.41, 0.49	-	-	-	0.046	-	-	0.046 - 0.051, (0.047, 0.050)
Wed-6	9.5	1.6 - 1.8, (1.8)	3.3, 3.5, 3.7	0.28, 0.41, 0.52	0.047	-	-	-	-	-	0.045 - 0.049, (0.046, 0.047)
Thu-7	9.5	1.8 - 1.8, (1.8)	3.3, 3.5, 3.9	0.30, 0.39, 0.47	0.046	0.046	-	-	0.045	0.045	0.045 - 0.057, (0.046, 0.048)
Fri-8	8.0	1.8 - 1.8, (1.8)	3.5, 3.7, 4.0	0.29, 0.39, 0.48	0.046	-	-	0.046	-	-	0.046 - 0.047, (0.046, 0.047)
Sat-9	9.5	1.8 - 1.8, (1.8)	3.6, 3.8, 4.0	0.31, 0.43, 0.50	-	0.047	-	-	0.046	-	0.045 - 0.048, (0.046, 0.047)
Sun-10	9.0	1.8 - 1.8, (1.8)	3.3, 3.5, 3.9	0.27, 0.34, 0.43	-	-	0.046	-	0.046	-	0.045 - 0.059, (0.046, 0.049)
Mon-11	9.5	1.3 - 1.8, (1.8)	3.0, 3.5, 3.7	0.27, 0.36, 0.44	-	-	0.046	-	-	0.046	0.045 - 0.046, (0.046, 0.046)
Tue-12	8.5	1.1 - 1.9, (1.8)	2.9, 3.1, 3.3	0.25, 0.30, 0.42	-	-	-	0.046	-	-	0.045 - 0.057, (0.046, 0.047)
Wed-13	10.0	1.8 - 1.9, (1.8)	3.0, 3.3, 3.6	0.21, 0.28, 0.36	-	-	0.045	0.045	-	0.044	0.044 - 0.047, (0.045, 0.046)
Thu-14	9.0	1.2 - 1.9, (1.8)	2.8, 3.1, 3.4	0.22, 0.26, 0.32	-	-	-	0.048	0.046	-	0.037 - 0.052, (0.047, 0.048)
Fri-15	9.3	1.8 - 1.9, (1.8)	3.1, 3.4, 3.9	0.24, 0.30, 0.37	-	0.047	-	0.046	-	-	0.044 - 0.049, (0.047, 0.048)
Sat-16	9.8	0.9 - 1.8, (1.8)	2.8, 3.2, 3.9	0.23, 0.30, 0.34	-	0.047	0.047	-	0.045	-	0.042 - 0.052, (0.047, 0.049)
Sun-17	10.8	0.8 - 1.9, (1.8)	2.7, 2.9, 3.3	0.23, 0.30, 0.35	-	-	0.045	-	0.044	-	0.042 - 0.046, (0.044, 0.046)
Mon-18	9.8	1.8 - 1.9, (1.8)	2.9, 3.0, 3.5	0.24, 0.31, 0.41	-	0.044	-	0.043	-	-	0.041 - 0.055, (0.044, 0.046)
Tue-19	9.0	1.6 - 1.8, (1.8)	3.1, 3.4, 4.1	0.29, 0.34, 0.42	0.040	0.045	0.045	-	-	-	0.032 - 0.046, (0.044, 0.045)
Wed-20	9.0	0.7 - 1.8, (1.8)	2.2, 2.8, 3.9	0.26, 0.35, 0.43	0.046	0.047	-	0.046	0.040	-	0.037 - 0.049, (0.046, 0.047)
Thu-21	9.0	0.6 - 1.8, (1.8)	2.2, 2.7, 3.3	0.24, 0.38, 0.50	0.040	0.039	-	0.038	-	-	0.036 - 0.040, (0.038, 0.039)
Fri-22	9.5	1.8 - 1.8, (1.8)	2.4, 2.7, 3.3	0.28, 0.37, 0.43	0.039	0.038	0.038	0.038	-	0.041	0.038 - 0.043, (0.039, 0.041)
Sat-23	10.0	1.6 - 1.8, (1.8)	2.2, 2.4, 2.9	0.29, 0.40, 0.50	0.039	-	-	-	-	0.039	0.038 - 0.041, (0.039, 0.040)
Sun-24	8.8	1.8 - 1.8, (1.8)	2.4, 2.9, 3.7	0.25, 0.39, 0.45	-	-	-	0.038	-	0.038	0.038 - 0.052, (0.039, 0.042)
Mon-25	9.5	0.4 - 1.8, (1.8)	3.0, 3.4, 4.0	0.23, 0.44, 0.56	-	-	0.040	0.039	-	0.039	0.038 - 0.040, (0.039, 0.040)
Tue-26	7.3	1.7 - 1.8, (1.8)	2.6, 3.3, 4.4	0.25, 0.40, 0.67	0.039	-	-	0.038	-	-	0.038 - 0.043, (0.040, 0.041)
Wed-27	6.3	1.7 - 1.8, (1.8)	2.9, 3.4, 4.3	0.30, 0.51, 0.62	-	-	0.040	0.039	-	-	0.039 - 0.055, (0.040, 0.043)
Thu-28	6.3	0.6 - 1.8, (1.8)	2.9, 3.5, 7.9	0.32, 0.40, 0.54	-	-	0.040	0.039	-	0.040	0.039 - 0.041, (0.040, 0.041)
Fri-29	6.0	1.8 - 1.8, (1.8)	3.0, 3.6, 5.7	0.29, 0.39, 0.46	0.040	-	0.041	0.039	-	-	0.039 - 0.042, (0.040, 0.042)
Sat-30	7.5	1.8 - 1.9, (1.8)	2.9, 3.4, 5.1	0.31, 0.39, 0.49	0.041	-	-	-	-	-	0.039 - 0.060, (0.040, 0.043)
Sun-31	7.5	1.8 - 1.8, (1.8)	2.8, 3.7, 4.4	0.25, 0.35, 0.45	0.039	-	-	0.040	-	-	0.038 - 0.040, (0.039, 0.040)
Min:	6.0	0.36	1.1	0.2	0.039	0.038	0.038	0.038	0.040	0.038	0.032
Avg:	8.7	1.78	3.5	0.4	0.042	0.045	0.043	0.043	0.045	0.043	0.044
Max:	10.8	1.93	8.5	1.3	0.047	0.047	0.047	0.048	0.046	0.047	0.061

- Reported values are based on 15 minute recorded data.
- Reported values are based on discrete recorded data at 4 hour intervals.
- Reported loading rate values are based on individual filtration flow.

Number of readings <= 0.3 NTU: **75**

% Readings <= 0.3 NTU: **100.0%**

Average Effluent NTU: **0.043**

Meets Standard (i.e. at least 95% of readings are <= 0.3 NTU) (Y/N)? **Yes**

Avg % reduction during the month = [(Avg Raw NTU - Avg Effl NTU)/(Avg Raw NTU)] x 100% : **98.7%**

Meets Standard (i.e. Reduction is greater than 80%) (Y/N)? **Yes**

	4 hr	15 min
Number of readings <= 0.3 NTU:	75	1,076
% Readings <= 0.3 NTU:	100.0%	100.0%
Average Effluent NTU:	0.043	0.044
Meets Standard (i.e. at least 95% of readings are <= 0.3 NTU) (Y/N)?	Yes	Yes
Avg % reduction during the month = [(Avg Raw NTU - Avg Effl NTU)/(Avg Raw NTU)] x 100% :	98.7%	98.7%
Meets Standard (i.e. Reduction is greater than 80%) (Y/N)?	Yes	Yes
Sample Frequency:	4 hr	15 min
Number of Samples:	75	1,076
Percentile Results:	Min =	0.038
xth Percentile NTU Value of all turbidity readings: (x% of all turbidity readings are less than these values)	50 th =	0.045
	90 th =	0.047
	95 th =	0.047
	98 th =	0.048
	99 th =	0.048
	Max =	0.061

15 min Data	Filter 1 (gpm/ft ²)	Source Water Turbidity	Settled Water Turbidity
Min =	0.36	1.1	0.18
50 th =	1.79	3.4	0.36
90 th =	1.80	4.3	0.47
95 th =	1.80	4.6	0.51
98 th =	1.82	5.1	0.56
99 th =	1.84	5.5	0.59
Max =	1.93	8.5	1.29

**MONTHLY SUMMARY OF MONITORING
FOR SURFACE WATER TREATMENT REGULATIONS**

System Name: Buckingham Park Water District - Treatment Plant

System Number: 1710011

Filter Type: Filter 2 (Vertical Pressure: 50.3 sq-ft, anthracite & silica sand)

Month/Year: January-21

Date	Filter 2 Operations & Pre-Filtered Water Turbidities (NTU) ¹				Filter 2 Treated Water NTU Every Four Hours ²						Filter 2 Daily Filtered Turbidity, Range, (50, 95th) ¹
	Filter Run Time, Hr.	Filter Loading Rate, (gpm/ft ²) Range, (50th) ³	Source Water Turbidity (5, 50, 95th)	Settled Water Turbidity (5, 50, 95th)	Midnight	4:00 AM	8:00 AM	Noon	4:00 PM	8:00 PM	
Fri-1	7.3	1.8 - 1.8, (1.8)	4.6, 4.9, 5.6	0.34, 0.46, 0.57	-	-	-	0.039	-	0.039	0.010 - 0.044, (0.040, 0.042)
Sat-2	8.3	1.3 - 1.8, (1.8)	4.1, 4.4, 4.9	0.29, 0.41, 0.52	0.041	-	-	0.041	-	0.040	0.009 - 0.053, (0.040, 0.043)
Sun-3	9.0	1.7 - 1.8, (1.8)	4.1, 4.3, 4.6	0.29, 0.38, 0.46	0.041	0.041	-	0.043	-	-	0.010 - 0.044, (0.041, 0.043)
Mon-4	9.3	1.8 - 1.8, (1.8)	3.9, 4.2, 4.4	0.33, 0.37, 0.46	-	0.041	-	0.041	-	0.042	0.009 - 0.059, (0.041, 0.044)
Tue-5	7.8	1.7 - 1.8, (1.8)	3.5, 3.7, 4.4	0.29, 0.41, 0.49	-	-	-	0.042	-	-	0.010 - 0.043, (0.042, 0.043)
Wed-6	9.3	1.5 - 1.8, (1.8)	3.3, 3.5, 3.7	0.28, 0.41, 0.52	0.043	-	-	-	-	-	0.009 - 0.045, (0.041, 0.042)
Thu-7	9.8	1.7 - 1.8, (1.8)	3.3, 3.5, 3.9	0.30, 0.39, 0.47	0.037	0.040	-	-	0.039	0.039	0.010 - 0.042, (0.039, 0.041)
Fri-8	8.0	1.8 - 1.8, (1.8)	3.5, 3.7, 4.0	0.29, 0.39, 0.48	0.040	-	-	0.041	-	-	0.009 - 0.042, (0.041, 0.041)
Sat-9	9.3	1.8 - 1.8, (1.8)	3.6, 3.8, 4.0	0.31, 0.43, 0.50	-	0.041	-	-	0.040	-	0.009 - 0.054, (0.041, 0.043)
Sun-10	9.3	1.8 - 1.8, (1.8)	3.3, 3.5, 3.9	0.27, 0.34, 0.43	-	-	0.041	-	0.041	-	0.009 - 0.043, (0.041, 0.042)
Mon-11	9.3	1.1 - 1.8, (1.8)	3.0, 3.5, 3.7	0.27, 0.36, 0.44	-	-	0.041	-	-	0.040	0.009 - 0.053, (0.040, 0.041)
Tue-12	8.8	1.1 - 1.8, (1.8)	2.9, 3.1, 3.3	0.25, 0.30, 0.42	-	-	-	0.040	-	-	0.009 - 0.043, (0.041, 0.042)
Wed-13	9.8	1.7 - 1.8, (1.8)	3.0, 3.3, 3.6	0.21, 0.28, 0.36	-	-	0.038	0.039	-	0.040	0.009 - 0.051, (0.039, 0.042)
Thu-14	9.3	1.6 - 2.0, (1.8)	2.8, 3.1, 3.4	0.22, 0.26, 0.32	-	-	-	0.042	0.042	-	0.010 - 0.044, (0.042, 0.043)
Fri-15	9.0	1.7 - 1.8, (1.8)	3.1, 3.4, 3.9	0.24, 0.30, 0.37	-	0.042	-	0.045	-	-	0.010 - 0.049, (0.042, 0.045)
Sat-16	10.0	0.9 - 2.0, (1.8)	2.8, 3.2, 3.9	0.23, 0.30, 0.34	-	0.042	0.042	-	0.041	-	0.010 - 0.043, (0.042, 0.043)
Sun-17	10.5	0.8 - 1.8, (1.8)	2.7, 2.9, 3.3	0.23, 0.30, 0.35	-	-	0.041	-	0.041	-	0.009 - 0.055, (0.041, 0.042)
Mon-18	10.0	1.7 - 1.8, (1.8)	2.9, 3.0, 3.5	0.24, 0.31, 0.41	-	0.040	-	0.040	-	-	0.009 - 0.041, (0.040, 0.041)
Tue-19	8.8	0.8 - 1.8, (1.8)	3.1, 3.4, 4.1	0.29, 0.34, 0.42	0.040	0.040	0.040	-	-	-	0.008 - 0.047, (0.041, 0.042)
Wed-20	9.3	0.6 - 1.8, (1.8)	2.2, 2.8, 3.9	0.26, 0.35, 0.43	0.040	0.041	-	0.040	0.042	-	0.009 - 0.043, (0.041, 0.042)
Thu-21	8.8	0.6 - 1.8, (1.8)	2.2, 2.7, 3.3	0.24, 0.38, 0.50	0.042	0.043	-	0.042	-	-	0.008 - 0.055, (0.042, 0.043)
Fri-22	9.8	1.8 - 1.8, (1.8)	2.4, 2.7, 3.3	0.28, 0.37, 0.43	0.042	0.042	0.041	0.040	-	0.040	0.008 - 0.042, (0.041, 0.042)
Sat-23	9.8	1.7 - 2.0, (1.8)	2.2, 2.4, 2.9	0.29, 0.40, 0.50	0.042	-	-	-	-	-	0.008 - 0.042, (0.040, 0.041)
Sun-24	9.0	1.8 - 1.8, (1.8)	2.4, 2.9, 3.7	0.25, 0.39, 0.45	-	-	-	0.039	-	0.041	0.008 - 0.042, (0.041, 0.041)
Mon-25	9.3	0.3 - 1.8, (1.8)	3.0, 3.4, 4.0	0.23, 0.44, 0.56	-	-	0.042	0.041	-	0.041	0.009 - 0.049, (0.041, 0.043)
Tue-26	7.3	1.8 - 1.8, (1.8)	2.6, 3.3, 4.4	0.25, 0.40, 0.67	0.043	-	-	0.042	-	-	0.008 - 0.044, (0.042, 0.043)
Wed-27	6.5	1.7 - 1.8, (1.8)	2.9, 3.4, 4.3	0.30, 0.51, 0.62	-	-	0.042	0.041	-	-	0.009 - 0.043, (0.042, 0.043)
Thu-28	6.0	0.2 - 1.8, (1.7)	2.9, 3.5, 7.9	0.32, 0.40, 0.54	-	-	0.040	0.041	-	0.040	0.009 - 0.055, (0.041, 0.044)
Fri-29	6.0	1.8 - 1.8, (1.8)	3.0, 3.6, 5.7	0.29, 0.39, 0.46	0.041	-	0.042	0.041	-	-	0.008 - 0.043, (0.042, 0.042)
Sat-30	7.8	1.7 - 1.8, (1.8)	2.9, 3.4, 5.1	0.31, 0.39, 0.49	0.043	-	-	-	-	-	0.008 - 0.045, (0.043, 0.044)
Sun-31	7.3	1.7 - 1.8, (1.8)	2.8, 3.7, 4.4	0.25, 0.35, 0.45	0.043	-	-	0.041	-	-	0.009 - 0.052, (0.043, 0.045)
Min:	6.0	0.24	1.1	0.2	0.037	0.040	0.038	0.039	0.039	0.039	0.035
Avg:	8.7	1.77	3.5	0.4	0.041	0.041	0.041	0.041	0.041	0.040	0.041
Max:	10.5	1.99	8.5	1.3	0.043	0.043	0.042	0.045	0.042	0.042	0.059

1. Reported values are based on 15 minute recorded data.
2. Reported values are based on discrete recorded data at 4 hour intervals.
3. Reported loading rate values are based on individual filtration flow.

Number of readings <= 0.3 NTU: **74**
 % Readings <= 0.3 NTU: **100.0%**
 Average Effluent NTU: **0.041**
 Meets Standard (i.e. at least 95% of readings are <= 0.3 NTU) (Y/N)? **Yes**
 Avg % reduction during the month = [(Avg Raw NTU - Avg Effl NTU)/(Avg Raw NTU)] x 100% : **98.8%**
 Meets Standard (i.e. Reduction is greater than 80%) (Y/N)? **Yes**

15 min Data	Filter 2 (gpm/ft ²)	Source Water Turbidity	Settled Water Turbidity
Min =	0.24	1.1	0.18
50 th =	1.79	3.4	0.36
90 th =	1.80	4.3	0.47
95 th =	1.80	4.6	0.51
98 th =	1.81	5.1	0.56
99 th =	1.82	5.5	0.59
Max =	1.99	8.5	1.29

Sample Frequency:	4 hr	15 min
	Number of Samples:	74
Percentile Results:		
Min =	0.037	0.035
50 th =	0.041	0.041
90 th =	0.042	0.042
95 th =	0.043	0.043
98 th =	0.043	0.045
99 th =	0.043	0.047
Max =	0.045	0.059

**MONTHLY SUMMARY OF MONITORING
FOR SURFACE WATER TREATMENT REGULATIONS**

22

System Name: **Buckingham Park Water District - Treatment Plant**

System Number: **1710011**

Plant Type: **Conventional Treatment - (Solids-Contact Upflow Clarifier, 2 Multi-Media Vertical Pressure Filters, 2 GAC filters & Disinfection)**

Month/Year: **January-21**

Plant Operations and Water Characteristics (depicted data is based on when plant is producing water)

Date	Plant Run Time, Hr.	Recycled Run Time, Hr.	Source + Recycled Flow (gpm) (5, 50, 95th)	Recycled Flow (gpm) (5, 50, 95th)	% Recycled Flow (5, 50, 95th)	CFE Flow (gpm) (5, 50, 95th)	Clearwell Flow (gpm) (5, 50, 95th)	Recycled Production (gallons)	Source Production (gallons)	CFE Production (gallons)	Clearwell Pumped (gallons)	Distribution Demand (gallons)	Clearwell pH (5, 50, 95th)	Clearwell Cl ₂ Inlet, mg/L (5, 50, 95th)	Clearwell Cl ₂ Outlet, mg/L (5, 50, 95th)	Clearwell Temp, °C (5, 50, 95th)
Sat-1	7.3	1.0	172, 188, 211	11.1, 11.2, 11.2	4.6%, 5.7%, 6.2%	179, 180, 180	182, 199, 203	669	81,925	78,160	70,514	63,257	7.58, 7.60, 7.70	1.72, 2.40, 2.84	1.35, 1.37, 1.38	7.6, 8.3, 9.4
Sat-2	8.5	2.3	156, 187, 198	11.1, 11.2, 11.4	5.3%, 5.8%, 6.9%	164, 180, 181	194, 199, 202	1,513	93,266	89,728	68,498	66,872	7.51, 7.60, 7.70	1.84, 2.57, 2.84	1.35, 1.37, 1.39	7.9, 9.5, 8.9
Sun-3	9.0	1.3	160, 188, 213	11.1, 11.2, 11.2	5.8%, 6%, 6.7%	176, 180, 181	195, 199, 205	838	103,161	95,624	71,281	80,244	7.50, 7.59, 7.69	1.93, 2.45, 3.81	1.38, 1.39, 1.40	8.0, 8.7, 9.2
Mon-4	9.5	2.3	170, 189, 210	11.2, 11.2, 11.3	5.2%, 5.9%, 6.4%	179, 180, 180	189, 200, 203	1,515	108,929	101,221	83,147	74,661	7.40, 7.49, 7.61	1.89, 2.47, 3.26	1.37, 1.42, 1.46	8.4, 8.9, 9.6
Tue-5	7.8	1.0	152, 188, 215	11.1, 11.2, 11.3	5.6%, 5.8%, 6.5%	171, 180, 181	186, 197, 202	672	87,158	82,377	73,814	79,865	7.28, 7.31, 7.40	1.72, 2.43, 3.87	1.44, 1.46, 1.49	8.2, 8.7, 9.4
Wed-6	9.5	2.8	175, 188, 211	10.0, 11.2, 11.3	4.9%, 5.9%, 6.4%	175, 180, 181	79, 199, 203	1,815	106,430	100,724	78,027	73,326	7.20, 7.22, 7.30	1.77, 2.35, 2.72	1.47, 1.49, 1.50	8.0, 8.3, 8.7
Thu-7	9.8	1.8	154, 188, 209	11.2, 11.2, 11.3	5.5%, 5.9%, 6.1%	179, 180, 181	195, 202, 204	1,181	108,865	103,865	83,853	76,628	7.12, 7.20, 7.28	1.71, 2.34, 2.74	1.47, 1.49, 1.50	8.1, 8.4, 8.9
Fri-8	8.0	2.5	162, 188, 208	9.7, 11.2, 11.3	5%, 5.9%, 6.5%	179, 180, 181	188, 201, 204	1,635	89,409	86,299	65,892	76,357	7.12, 7.28, 7.33	1.88, 2.34, 2.63	1.41, 1.46, 1.49	8.1, 8.7, 9.3
Sat-9	9.5	1.0	173, 189, 204	11.2, 11.2, 11.3	5.8%, 6%, 6.3%	179, 180, 181	197, 202, 206	673	107,947	101,256	90,729	86,713	7.40, 7.47, 7.54	1.75, 2.41, 2.71	1.38, 1.40, 1.41	8.2, 8.6, 9.2
Sun-10	9.3	2.5	150, 187, 215	11.1, 11.2, 11.3	5.6%, 6.1%, 7.6%	179, 180, 181	199, 203, 205	1,679	101,969	98,480	76,021	79,431	7.50, 7.53, 7.60	1.77, 2.40, 2.64	1.36, 1.37, 1.37	8.2, 8.6, 8.8
Mon-11	9.5	0.5	157, 187, 204	11.2, 11.2, 11.2	5.9%, 6%, 6%	170, 180, 181	193, 201, 203	336	107,161	100,305	79,918	73,575	7.50, 7.54, 7.60	1.75, 2.42, 3.73	1.34, 1.35, 1.38	8.1, 8.5, 9.0
Tue-12	8.8	2.3	149, 187, 213	11.1, 11.2, 11.3	5.5%, 5.9%, 7.1%	160, 180, 181	119, 201, 205	1,509	96,374	92,198	77,171	78,520	7.50, 7.54, 7.60	1.82, 2.40, 2.74	1.33, 1.33, 1.35	8.3, 8.7, 9.5
Wed-13	10.0	2.3	149, 187, 210	11.2, 11.2, 11.3	5.5%, 6%, 6.3%	179, 180, 181	154, 200, 204	1,517	113,651	106,629	90,225	89,368	7.41, 7.50, 7.60	1.73, 2.37, 3.59	1.31, 1.32, 1.34	8.7, 9.2, 10.5
Thu-14	9.3	1.8	177, 188, 230	11.1, 11.2, 11.3	5%, 5.9%, 6.2%	172, 180, 182	121, 201, 208	1,174	105,165	98,886	78,214	80,836	7.40, 7.50, 7.60	1.65, 2.37, 2.53	1.28, 1.29, 1.31	9.2, 9.8, 10.3
Fri-15	9.3	4.0	174, 188, 217	9.8, 11.3, 11.9	4.5%, 6%, 7.1%	179, 180, 182	123, 201, 204	2,652	102,081	98,704	75,042	79,768	7.50, 7.55, 7.60	1.53, 2.28, 2.67	1.22, 1.25, 1.26	9.4, 9.8, 10.6
Sat-16	10.0	2.0	168, 188, 212	11.2, 11.2, 11.3	5.6%, 5.9%, 6.5%	160, 180, 180	196, 201, 204	1,348	111,462	105,620	87,235	81,299	7.50, 7.55, 7.60	1.64, 2.46, 3.04	1.24, 1.26, 1.34	9.9, 10.3, 11.4
Sun-17	10.8	1.3	108, 185, 229	11.2, 11.2, 11.3	6%, 6.1%, 10.1%	99, 180, 182	199, 201, 204	841	118,963	112,022	87,611	85,549	7.50, 7.55, 7.60	1.68, 2.97, 3.42	1.34, 1.39, 1.53	9.9, 10.4, 11.2
Mon-18	10.0	3.3	150, 187, 222	11.2, 11.2, 12.6	5.7%, 6.1%, 6.9%	179, 180, 181	150, 200, 203	2,240	112,500	106,769	84,640	84,179	7.50, 7.56, 7.60	2.16, 3.14, 3.62	1.54, 1.57, 1.65	10.6, 11.1, 11.7
Tue-19	9.0	1.5	171, 187, 198	11.2, 11.2, 11.3	6.9%, 6%, 6.5%	179, 180, 181	155, 201, 204	1,010	100,062	96,184	84,427	83,651	7.50, 7.60, 7.70	1.98, 2.68, 4.50	1.60, 1.64, 1.68	10.4, 11.1, 12.0
Wed-20	9.3	2.3	114, 186, 204	11.1, 11.2, 11.3	5.8%, 6%, 6.1%	85, 180, 181	152, 201, 205	1,511	105,154	95,104	80,972	79,587	7.54, 7.63, 7.70	1.91, 2.61, 3.12	1.51, 1.53, 1.57	9.8, 10.3, 10.7
Thu-21	9.0	1.8	148, 188, 201	11.1, 11.2, 11.3	5.9%, 6%, 7.2%	156, 179, 181	196, 200, 203	1,174	97,677	93,678	74,705	77,726	7.60, 7.70, 7.80	2.08, 2.77, 3.67	1.53, 1.55, 1.56	8.8, 9.4, 9.9
Fri-22	9.8	3.8	171, 189, 214	11.1, 11.2, 11.3	5.5%, 5.8%, 6.3%	179, 180, 180	185, 200, 203	2,520	108,718	103,953	85,566	79,336	7.70, 7.73, 7.80	1.92, 2.48, 3.07	1.53, 1.56, 1.59	8.5, 9.0, 9.8
Sat-23	10.0	1.5	169, 187, 212	11.1, 11.2, 11.3	5.1%, 5.7%, 6.8%	177, 179, 180	166, 200, 204	1,006	111,884	107,096	83,982	82,349	7.60, 7.70, 7.78	1.83, 2.46, 3.01	1.46, 1.48, 1.52	8.1, 8.6, 9.4
Sun-24	9.0	2.5	145, 187, 220	11.1, 11.2, 11.3	5.4%, 5.9%, 6.3%	179, 180, 180	195, 202, 205	1,678	101,865	95,823	78,170	83,300	7.60, 7.70, 7.78	1.98, 2.66, 2.92	1.52, 1.53, 1.55	7.8, 8.2, 8.7
Mon-25	9.5	1.3	168, 185, 213	9.4, 11.1, 11.3	4.8%, 5.6%, 5.9%	162, 178, 180	199, 202, 207	805	102,749	97,731	81,696	77,056	7.62, 7.70, 7.80	2.14, 2.91, 3.54	1.55, 1.57, 1.60	7.0, 7.4, 7.8
Tue-26	7.3	3.0	141, 187, 207	10.2, 11.2, 11.2	5.5%, 6%, 7.7%	176, 180, 180	171, 201, 206	1,979	79,263	77,998	63,284	68,374	7.61, 7.68, 7.80	1.88, 2.43, 3.12	1.53, 1.60, 1.62	6.1, 6.7, 7.4
Wed-27	6.5	2.3	163, 184, 214	11.0, 11.1, 11.2	5.4%, 6%, 6.9%	175, 178, 179	196, 201, 204	1,501	73,766	67,971	60,021	61,757	7.61, 7.71, 7.79	1.78, 2.57, 2.86	1.45, 1.49, 1.50	5.8, 6.4, 6.7
Thu-28	6.3	2.8	143, 186, 215	11.2, 11.2, 11.3	5.2%, 5.9%, 7.2%	102, 177, 180	187, 198, 202	1,849	64,291	63,094	58,867	49,984	7.68, 7.79, 7.89	0.80, 2.14, 2.58	1.31, 1.35, 1.41	6.1, 6.6, 7.3
Fri-29	6.0	1.8	163, 189, 203	11.0, 11.2, 11.3	5.6%, 5.8%, 6.5%	179, 180, 180	186, 200, 205	1,171	66,388	64,790	53,663	60,899	7.70, 7.80, 7.80	1.25, 1.96, 2.47	1.25, 1.30, 1.33	6.3, 6.7, 7.6
Sat-30	7.8	3.0	170, 186, 216	11.1, 11.2, 11.3	5.6%, 6%, 6.4%	178, 179, 180	190, 199, 204	2,013	86,039	82,076	71,029	61,273	7.70, 7.80, 7.81	1.71, 2.32, 3.59	1.23, 1.24, 1.37	6.2, 6.8, 7.9
Sun-31	7.5	2.8	138, 186, 195	11.2, 11.2, 11.3	5.8%, 6%, 6.3%	178, 179, 180	192, 198, 202	1,851	84,869	79,137	59,402	59,051	7.70, 7.76, 7.85	1.95, 3.18, 3.75	1.40, 1.43, 1.52	7.0, 7.5, 8.1

**MONTHLY SUMMARY OF MONITORING
FOR SURFACE WATER TREATMENT REGULATIONS**

System Name: Buckingham Park Water District - Treatment Plant

System #: 1710011

Filter Type: Filter 1 (Vertical Pressure: 50.3 sq-ft)

Month/Year: January-21

Filter 1 Operations												
Date	Run Time, Hr.	Filter Flow gpm, gpm/ft ² Range (50th)	Filter Production (gallons)	Backwash (BW) Start Time	Surface Wash Loading Rate (gpm/ft ²)	Filter BW Loading Rate (gpm/ft ²)	Filter BW Volume (gallons)	Filter SW Volume (gallons)	Filter-to Waste, Vol (gallons)	Total Vol to Sludge Pond (gallons)	Gal of Water Produced Between BW	UFRV (gal/ft ²)
Sat-1	7.3	89 - 91, (90) 1.8 - 1.8, (1.8)	40,342	-	-	-	-	-	-	-	-	-
Sat-2	8.5	83 - 91, (90) 1.7 - 1.8, (1.8)	45,254	-	-	-	-	-	-	-	-	-
Sun-3	8.8	85 - 91, (90) 1.7 - 1.8, (1.8)	45,861	9:24 AM	2.5, 2.7, 2.7 0.2, 0.0, 0.0	5 minutes of BW @ 17.6 gpm/ft ²	4,425	402	808	5,635	102,139	2,032
Mon-4	9.5	89 - 92, (90) 1.8 - 1.8, (1.8)	52,375	-	-	-	-	-	-	-	-	-
Tue-5	7.5	76 - 91, (90) 1.5 - 1.8, (1.8)	41,117	2:30 PM	2.3, 2.7, 2.7 0.4, 0.0, 0.0	5 minutes of BW @ 17.6 gpm/ft ²	4,425	404	809	5,638	106,114	2,111
Wed-6	9.5	78 - 91, (90) 1.6 - 1.8, (1.8)	49,181	-	-	-	-	-	-	-	-	-
Thu-7	9.5	89 - 91, (90) 1.8 - 1.8, (1.8)	50,322	8:09 PM	2.1, 2.7, 2.7 0.6, 0.0, 0.0	5 minutes of BW @ 17.6 gpm/ft ²	4,425	405	807	5,637	106,158	2,112
Fri-8	8.0	89 - 91, (90) 1.8 - 1.8, (1.8)	40,031	-	-	-	-	-	-	-	-	-
Sat-9	9.5	89 - 91, (90) 1.8 - 1.8, (1.8)	53,904	-	-	-	-	-	-	-	-	-
Sun-10	9.0	89 - 91, (90) 1.8 - 1.8, (1.8)	46,672	1:40 AM	1.9, 2.7, 2.7 0.8, 0.0, 0.0	5 minutes of BW @ 17.6 gpm/ft ²	4,425	404	808	5,637	106,562	2,120
Mon-11	9.5	63 - 92, (90) 1.3 - 1.8, (1.8)	51,694	-	-	-	-	-	-	-	-	-
Tue-12	8.5	57 - 93, (90) 1.1 - 1.9, (1.8)	44,829	6:39 AM	1.7, 2.6, 2.6 1.0, 0.0, 0.0	5 minutes of BW @ 17.6 gpm/ft ²	4,425	397	806	5,628	106,062	2,110
Wed-13	10.0	89 - 94, (90) 1.8 - 1.9, (1.8)	55,341	-	-	-	-	-	-	-	-	-
Thu-14	9.0	61 - 93, (90) 1.2 - 1.9, (1.8)	47,607	11:00 AM	1.5, 2.7, 2.7 1.2, 0.0, 0.0	6 minutes of BW @ 17.6 gpm/ft ²	5,310	401	808	6,519	106,125	2,111
Fri-15	9.3	89 - 96, (90) 1.8 - 1.9, (1.8)	47,015	-	-	-	-	-	-	-	-	-
Sat-16	9.8	47 - 91, (90) 0.9 - 1.8, (1.8)	51,393	12:45 PM	1.3, 2.7, 2.7 1.4, 0.0, 0.0	6 minutes of BW @ 17.6 gpm/ft ²	5,310	401	808	6,519	106,078	2,110
Sun-17	10.8	41 - 97, (90) 0.8 - 1.9, (1.8)	56,658	-	-	-	-	-	-	-	-	-
Mon-18	9.8	89 - 97, (90) 1.8 - 1.9, (1.8)	51,391	12:12 PM	1.1, 2.7, 2.7 1.6, 0.0, 0.0	6 minutes of BW @ 17.6 gpm/ft ²	5,310	403	806	6,519	106,127	2,111
Tue-19	9.0	81 - 91, (90) 1.6 - 1.8, (1.8)	50,797	-	-	-	-	-	-	-	-	-
Wed-20	9.0	33 - 91, (90) 0.7 - 1.8, (1.8)	48,915	3:19 PM	0.9, 2.7, 2.7 1.7, 0.0, 0.0	6 minutes of BW @ 17.6 gpm/ft ²	5,310	402	805	6,517	105,814	2,105
Thu-21	9.0	30 - 93, (90) 0.6 - 1.8, (1.8)	47,154	-	-	-	-	-	-	-	-	-
Fri-22	9.5	89 - 91, (90) 1.8 - 1.8, (1.8)	51,910	6:01 PM	0.7, 2.6, 2.6 1.9, 0.0, 0.0	6 minutes of BW @ 17.6 gpm/ft ²	5,310	395	804	6,509	105,529	2,099
Sat-23	10.0	79 - 92, (90) 1.6 - 1.8, (1.8)	52,551	-	-	-	-	-	-	-	-	-
Sun-24	8.8	89 - 91, (90) 1.8 - 1.8, (1.8)	46,215	8:11 PM	0.5, 2.6, 2.6 2.1, 0.0, 0.0	5 minutes of BW @ 17.6 gpm/ft ²	4,425	397	806	5,628	105,125	2,091
Mon-25	9.5	18 - 91, (90) 0.4 - 1.8, (1.8)	50,197	-	-	-	-	-	-	-	-	-
Tue-26	7.3	87 - 91, (90) 1.7 - 1.8, (1.8)	37,778	-	-	-	-	-	-	-	-	-
Wed-27	6.3	86 - 93, (90) 1.7 - 1.8, (1.8)	34,823	6:57 AM	0.3, 2.6, 2.6 2.3, 0.0, 0.0	5 minutes of BW @ 17.6 gpm/ft ²	4,425	396	802	5,623	104,538	2,080
Thu-28	6.3	28 - 92, (90) 0.6 - 1.8, (1.8)	33,946	-	-	-	-	-	-	-	-	-
Fri-29	6.0	90 - 91, (90) 1.8 - 1.8, (1.8)	31,585	-	-	-	-	-	-	-	-	-
Sat-30	7.5	89 - 94, (90) 1.8 - 1.9, (1.8)	39,067	10:12 AM	2.7, 2.7, 2.6 0.0, 0.0, 0.0	5 minutes of BW @ 17.6 gpm/ft ²	4,425	399	805	5,629	104,521	2,079
Sun-31	7.5	89 - 91, (90) 1.8 - 1.8, (1.8)	42,152	-	-	-	-	-	-	-	-	-
Total:	269.0		1,438,076	13			61,950	5,206	10,484	77,640		
	11.2 days											

UFRV: Unit Filter Run Volume is the amount of water filtered per squared-foot between backwashes.

Note: The amount of water filtered between backwashes does not account for the filter production in the previous month for the first calculated UFRV value.

**MONTHLY SUMMARY OF MONITORING
FOR SURFACE WATER TREATMENT REGULATIONS**

System Name: Buckingham Park Water District - Treatment Plant

System #: 1710011

Filter Type: Filter 2 (Vertical Pressure: 50.3 sq-ft)

Month/Year: January-21

Filter 2 Operations												
Date	Run Time, Hr.	Filter Flow (gpm) Range (50th)	Filter Production (gallons)	Backwash (BW) Start Time	Surface Wash Loading Rate (gpm/ft ²)	Filter BW Loading Rate (gpm/ft ²)	Filter BW Volume (gallons)	Filter SW Volume (gallons)	Filter-to-Waste, Vol (gallons)	Total Vol to Sludge Pond (gallons)	Gal of Water Produced Between BW	UFRV (gal/ft ²)
Sat-1	7.3	88 - 90, (90) 1.8 - 1.8, (1.8)	40,075	-	-	-	-	-	-	-	-	-
Sat-2	8.3	64 - 92, (90) 1.3 - 1.8, (1.8)	43,753	5:52 AM	2.4, 2.5, 2.5 0.1, 0.0, 0.0	5 minutes of BW @ 16.4 gpm/ft ²	4,125	374	812	5,311	47,495	945
Sun-3	9.0	83 - 91, (90) 1.7 - 1.8, (1.8)	47,205	-	-	-	-	-	-	-	-	-
Mon-4	9.3	89 - 91, (90) 1.8 - 1.8, (1.8)	50,970	10:43 AM	2.3, 2.5, 2.5 0.3, 0.0, 0.0	5 minutes of BW @ 16.4 gpm/ft ²	4,125	381	814	5,320	106,548	2,120
Tue-5	7.8	87 - 92, (90) 1.7 - 1.8, (1.8)	42,477	-	-	-	-	-	-	-	-	-
Wed-6	9.3	73 - 91, (90) 1.5 - 1.8, (1.8)	47,595	5:33 PM	2.1, 2.5, 2.5 0.5, 0.0, 0.0	5 minutes of BW @ 16.4 gpm/ft ²	4,125	380	810	5,315	106,091	2,111
Thu-7	9.8	87 - 92, (90) 1.7 - 1.8, (1.8)	51,702	-	-	-	-	-	-	-	-	-
Fri-8	8.0	88 - 90, (90) 1.8 - 1.8, (1.8)	39,868	-	-	-	-	-	-	-	-	-
Sat-9	9.3	89 - 92, (90) 1.8 - 1.8, (1.8)	52,499	12:28 AM	1.9, 2.5, 2.5 0.7, 0.0, 0.0	5 minutes of BW @ 16.4 gpm/ft ²	4,125	380	813	5,318	105,791	2,105
Sun-10	9.3	89 - 90, (90) 1.8 - 1.8, (1.8)	47,888	-	-	-	-	-	-	-	-	-
Mon-11	9.3	58 - 92, (90) 1.1 - 1.8, (1.8)	50,182	5:08 AM	1.7, 2.5, 2.5 0.8, 0.0, 0.0	5 minutes of BW @ 16.4 gpm/ft ²	4,125	379	814	5,318	106,194	2,113
Tue-12	8.8	57 - 91, (90) 1.1 - 1.8, (1.8)	46,202	-	-	-	-	-	-	-	-	-
Wed-13	9.8	87 - 92, (90) 1.7 - 1.8, (1.8)	53,894	9:53 AM	1.5, 2.5, 2.5 1.0, 0.0, 0.0	5 minutes of BW @ 16.4 gpm/ft ²	4,125	380	809	5,314	105,910	2,107
Thu-14	9.3	80 - 100, (90) 1.6 - 2.0, (1.8)	48,964	-	-	-	-	-	-	-	-	-
Fri-15	9.0	87 - 92, (90) 1.7 - 1.8, (1.8)	45,602	10:13 AM	1.3, 2.5, 2.5 1.2, 0.0, 0.0	6 minutes of BW @ 16.4 gpm/ft ²	4,950	373	806	6,129	106,201	2,113
Sat-16	10.0	43 - 100, (90) 0.9 - 2.0, (1.8)	52,732	-	-	-	-	-	-	-	-	-
Sun-17	10.5	40 - 91, (90) 0.8 - 1.8, (1.8)	55,230	1:27 PM	1.1, 2.5, 2.5 1.4, 0.0, 0.0	6 minutes of BW @ 16.4 gpm/ft ²	4,950	373	805	6,128	105,991	2,109
Mon-18	10.0	87 - 92, (90) 1.7 - 1.8, (1.8)	52,719	-	-	-	-	-	-	-	-	-
Tue-19	8.8	39 - 91, (90) 0.8 - 1.8, (1.8)	49,275	12:45 PM	1.0, 2.5, 2.5 1.6, 0.0, 0.0	6 minutes of BW @ 16.4 gpm/ft ²	4,950	380	804	6,134	105,994	2,109
Wed-20	9.3	30 - 91, (90) 0.6 - 1.8, (1.8)	50,212	-	-	-	-	-	-	-	-	-
Thu-21	8.8	28 - 90, (89) 0.6 - 1.8, (1.8)	45,263	5:22 PM	0.8, 2.5, 2.5 1.7, 0.0, 0.0	6 minutes of BW @ 16.4 gpm/ft ²	4,950	379	807	6,136	104,672	2,082
Fri-22	9.8	90 - 91, (90) 1.8 - 1.8, (1.8)	53,264	-	-	-	-	-	-	-	-	-
Sat-23	9.8	87 - 98, (89) 1.7 - 2.0, (1.8)	50,617	7:59 PM	0.6, 2.5, 2.5 1.9, 0.0, 0.0	6 minutes of BW @ 16.4 gpm/ft ²	4,950	373	808	6,131	104,945	2,088
Sun-24	9.0	90 - 91, (90) 1.8 - 1.8, (1.8)	47,485	-	-	-	-	-	-	-	-	-
Mon-25	9.3	16 - 90, (88) 0.3 - 1.8, (1.8)	47,621	11:05 PM	0.4, 2.5, 2.5 2.1, 0.0, 0.0	5 minutes of BW @ 16.4 gpm/ft ²	4,125	381	809	5,315	103,849	2,066
Tue-26	7.3	89 - 90, (90) 1.8 - 1.8, (1.8)	37,901	-	-	-	-	-	-	-	-	-
Wed-27	6.5	87 - 90, (89) 1.7 - 1.8, (1.8)	36,010	-	-	-	-	-	-	-	-	-
Thu-28	6.0	12 - 90, (87) 0.2 - 1.8, (1.7)	31,641	8:10 PM	0.2, 2.5, 2.5 2.3, 0.0, 0.0	5 minutes of BW @ 16.4 gpm/ft ²	4,125	372	800	5,297	103,148	2,052
Fri-29	6.0	89 - 90, (90) 1.8 - 1.8, (1.8)	31,544	-	-	-	-	-	-	-	-	-
Sat-30	7.8	87 - 91, (89) 1.7 - 1.8, (1.8)	40,089	-	-	-	-	-	-	-	-	-
Sun-31	7.3	88 - 90, (89) 1.7 - 1.8, (1.8)	40,316	6:35 PM	2.5, 2.5, 1.9 0.0, 0.0, 0.0	5 minutes of BW @ 16.4 gpm/ft ²	4,125	351	803	5,279	104,176	2,073
Total:	268.8		1,430,797	14			61,875	5,256	11,313	78,444		
	11.2 days											

UFRV: Unit Filter Run Volume is the amount of water filtered per squared-foot between backwashes.

Note: The amount of water filtered between backwashes does not account for the filter production in the previous month for the first calculated UFRV value.

Combined Filter Effluent Reporting

Incidents of turbidity greater than **1.0 NTU** in two consecutive measurements taken no more than 15 minutes apart.

Date of Incident	NONE					
Value						

Incidents of turbidity greater than **0.2 NTU** in two consecutive measurements taken 15 minutes apart at the end of the first 60 minutes of continuous filter operation after the filter has been backwashed or otherwise taken offline.

Date of Incident	NONE					
Value						

Individual Filter Effluent Reporting

Were individual filters monitored and recorded at least once every 15 minutes? Yes No
 Were there any trigger violations? Yes No

Incidents of turbidity greater than **1.0 NTU** in two consecutive measurements taken no more than 15 minutes apart.

Date of Incident	NONE						
Value							
Filter Number							

Incidents of turbidity greater than **0.3 NTU** in two consecutive measurements taken 15 minutes apart at the end of the first 60 minutes of continuous filter operation after the filter has been backwashed or otherwise taken offline.

Date of Incident	NONE						
Value							
Filter Number							

Incidents of turbidity greater than **1.0 NTU** in two consecutive measurements taken no more than 15 minutes apart at any time in each of three consecutive months.

Date of Incident	NONE						
Value							
Filter Number							

Incidents of turbidity greater than **2.0 NTU** in two consecutive measurements taken no more than 15 minutes apart at any time in each of two consecutive months.

Date of Incident	NONE						
Value							
Filter Number							

Note: System is required to arrange with the Department for a comprehensive performance evaluation (CPE) to be conducted no later than 30 days following the exceedance. The CPE must be completed and submitted to the State no later than 90 days following the exceedance for the second straight month.

Turbidity Instrument Calibration

Indicate the date that the turbidimeters that are used for regulatory monitoring purposes were calibrated:

Date	Which Turbidimeter	Which standards used, primary or secondary	Date	Which Turbidimeter	Which standards used, primary or secondary
1/20/2021	1720 dfilter 1	primary	1/20/2021	raw scatter 7	primary
1/20/2021	1720 d filter 2	primary	1/19/2021	hach hand held	primary
1/20/2021	Swan Turbiwell	verification			
1/20/2021	settled 1720 c	primary			

Alarm Testing

Date	Alarm Tested	Set Point Tested	Call Out Successful	Shut Down Successful	Time Delay
1/21/2021	CL2 LOW	0.8	YES	YES	0min/30sec
1/21/2021	CL2HIGH	3.25	YES	YES	0min/30sec
1/21/2021	coagulant fail	fail	YES	YES	6min/21sec
1/21/2021	filter 1 ntu high	0.28	YES	YES	INST
1/21/2021	filter 2 ntu high	0.28	YES	YES	INST
1/21/2021	combined ntu high	0.28	YES	YES	0min/15sec

Disinfection Process Data

Disinfectant residual type (check one): Free Chlorine Combined Chlorine Other

Incidents of chlorine residuals less than **0.2 mg/L** at the plant effluent:

Date of Incident	none				
Duration					
Date Dept. Notified					

Total number of incidents where residual is < 0.2 mg/L: 0
 Meet Standard (i.e. is not less than 0.2 mg/L for more than four hours (Y/N)? Yes

Number of distribution system residual samples collected:	124
Number of distribution system samples for HPC only:	
Total number of residual and/or HPC samples collected:	124
Number of samples with no detectable residual and HPC is not measured:	
Number of samples with no residual and HPC > 500 CFU/mL:	
Number of samples for HPC only and HPC > 500 CFU/mL:	
Total number of samples with no residual and/or HPC > 500 CFU/mL:	0

Compute V:

Where V = [1 - (Total No. of samples with no residual and/or HPC > 500)/(Total No. of residual and/or HPC samples collected)] x 100

V = 100.0%
 Meets Standard (i.e. V >= 95%) (Y/N)? Yes

SUMMARY OF WATER QUALITY COMPLAINTS

General Complaints:

Type of Complaint	Number	Corrective Actions Taken
Taste/Odor		
Color		
Turbidity		
Suspended Solids		
Other (Describe)		

Reports of Gastrointestinal Illness (attach additional sheets if necessary):

Person Reporting	Date	Corrective Actions Taken

Attach an explanation of any failure of the performance standards or operating criteria and corrective action taken or planned.

Print Name: ALAN MITCHELL

Signature: Alan Mitchell

Date: 2/2/21

CT Compliance for Giardia Lamblia Cysts by Free Chlorine

Input Parameters:

Water System Name:	Buckingham Park Water District		
Number of Service Connections:	455		
System Number:	1710011		
Month and Year:	January-21		
Clearwell(s) - Volume per Foot:	5,288	Gallons/Ft	
Short-Circuiting Factor for Clearwell(s):	0.13	t ₁₀ /T	

		Calc. are based only when plant is on-line and flow leaving clearwell							Results for Giardia Inactivation and Reduction of Microcystin-LR				
		Plant Clearwell Operations							Giardia cysts			Microcystin-LR (Min)	
Date	Plant Run Time, hr	Flow Rate, gpm	Clearwell Level, ft	Temp, °C	pH	Chlorine Residual, mg/L	Effective Volume, gal	Effective Contact Time, minutes	Calc. CT ₁₀	Minimum Log Inactivation	Log Inactivation Range, (5 th, Median)	Calculated Log (%) Reduction	MC-LR Reduced from x to 0.3 ug/L
Sat-1	7.3	204	33.8	7.5	7.60	1.37	23,235	113.9	156	2.69	2.69 - 3.07 (2.72, 2.91)	2.1 (99.25%)	40
Sun-2	8.5	202	34.2	8.2	7.60	1.35	23,510	116.4	157	2.81	2.81 - 3.04 (2.84, 2.93)	2.2 (99.35%)	46
Mon-3	9.0	205	34.2	8.8	7.69	1.39	23,510	114.9	160	2.85	2.85 - 3.25 (2.90, 3.06)	2.0 (99.10%)	33
Tue-4	9.5	204	34.3	8.3	7.51	1.38	23,579	115.3	159	2.94	2.94 - 3.46 (3.00, 3.25)	2.5 (99.65%)	87
Wed-5	7.8	202	34.5	8.3	7.39	1.46	23,717	117.7	172	3.30	3.30 - 3.68 (3.37, 3.54)	3.0 (99.90%)	313
Thu-6	9.5	200	34.3	8.5	7.30	1.47	23,579	117.8	173	3.47	3.47 - 19.99 (3.47, 3.65)	3.3 (99.95%)	606
Fri-7	9.8	204	34.2	8.4	7.30	1.49	23,510	115.2	172	3.43	3.43 - 3.85 (3.51, 3.61)	3.3 (99.95%)	548
Sat-8	8.0	204	34.4	8.6	7.33	1.43	23,630	115.7	165	3.30	3.30 - 3.78 (3.35, 3.55)	3.1 (99.92%)	365
Sun-9	9.5	205	33.6	8.7	7.47	1.39	23,098	112.8	157	3.02	3.02 - 3.34 (3.02, 3.12)	2.6 (99.73%)	112
Mon-10	9.3	205	34.3	8.7	7.60	1.37	23,579	115.2	158	2.92	2.92 - 3.14 (2.92, 3.00)	2.3 (99.44%)	54
Tue-11	9.5	202	33.1	8.5	7.57	1.35	22,754	112.8	152	2.81	2.81 - 3.18 (2.82, 2.99)	2.2 (99.42%)	52
Wed-12	8.8	203	34.5	8.4	7.54	1.35	23,717	116.7	157	2.91	2.91 - 7.76 (2.91, 3.00)	2.4 (99.58%)	71
Thu-13	10.0	204	32.8	9.0	7.46	1.33	22,548	110.8	147	2.95	2.95 - 7.38 (2.95, 3.05)	2.5 (99.66%)	89
Fri-14	9.3	212	33.8	10.1	7.60	1.29	23,235	109.6	141	2.95	2.95 - 7.26 (2.98, 3.12)	2.1 (99.25%)	40
Sat-15	9.3	202	34.3	9.3	7.55	1.23	23,579	116.7	143	2.86	2.86 - 5.90 (2.87, 3.04)	2.2 (99.39%)	49
Sun-16	10.0	198	34.6	9.9	7.60	1.26	23,752	119.7	151	3.02	3.02 - 3.41 (3.02, 3.10)	2.3 (99.44%)	54
Mon-17	10.8	206	34.4	9.7	7.55	1.36	23,617	114.7	156	3.12	3.12 - 3.82 (3.19, 3.45)	2.5 (99.65%)	86
Tue-18	10.0	205	34.2	10.6	7.60	1.56	23,510	114.8	179	3.73	3.73 - 6.98 (3.75, 4.02)	2.7 (99.82%)	166
Wed-19	9.0	203	34.3	10.8	7.64	1.63	23,579	116.0	189	3.78	3.78 - 5.85 (3.82, 4.01)	2.8 (99.84%)	184
Thu-20	9.3	205	34.4	10.0	7.63	1.52	23,648	115.6	176	3.38	3.38 - 5.54 (3.44, 3.57)	2.5 (99.70%)	101
Fri-21	9.0	201	33.3	9.4	7.77	1.54	22,892	113.7	175	3.12	3.12 - 3.53 (3.16, 3.35)	2.1 (99.17%)	36
Sat-22	9.8	203	34.0	8.3	7.73	1.59	23,373	114.9	183	3.04	3.04 - 4.62 (3.10, 3.24)	2.2 (99.37%)	48
Sun-23	10.0	202	34.4	8.6	7.80	1.50	23,648	117.1	175	2.92	2.92 - 4.18 (2.97, 3.07)	2.0 (98.88%)	27
Mon-24	9.0	203	34.2	7.9	7.76	1.55	23,510	115.9	180	2.90	2.90 - 3.18 (2.92, 3.06)	2.0 (99.10%)	33
Tue-25	9.5	207	33.9	7.4	7.76	1.58	23,304	112.4	177	2.77	2.77 - 3.24 (2.80, 2.94)	2.0 (98.93%)	28
Wed-26	7.3	201	34.4	6.2	7.79	1.53	23,639	117.3	179	2.64	2.64 - 3.63 (2.66, 2.87)	1.8 (98.56%)	21
Thu-27	6.5	206	34.2	5.7	7.71	1.50	23,510	114.3	171	2.52	2.52 - 2.81 (2.55, 2.66)	1.9 (98.71%)	23
Fri-28	6.3	202	34.3	6.6	7.89	1.32	23,579	116.8	154	2.27	2.27 - 2.78 (2.31, 2.51)	1.4 (96.00%)	7.5
Sat-29	6.0	205	34.3	7.0	7.80	1.28	23,579	115.1	147	2.30	2.30 - 2.58 (2.30, 2.40)	1.5 (97.08%)	10
Sun-30	7.8	204	34.1	6.3	7.80	1.23	23,440	115.0	142	2.14	2.14 - 2.65 (2.17, 2.40)	1.4 (96.35%)	8.2
Mon-31	7.5	198	34.3	7.0	7.84	1.40	23,579	119.2	167	2.61	2.61 - 2.99 (2.62, 2.73)	1.7 (97.81%)	14
Min	6.0	198	32.8	5.7	7.30	1.23	22,548	109.6	141	2.14	2.14	1.4 (96.00%)	7.5
Median	9.3	204	34.3	8.5	7.60	1.39	23,579	115.2	160	2.92	3.29	2.2 (99.39%)	49
Max	10.8	212	34.6	10.8	7.89	1.63	23,752	119.7	189	3.78	19.99	3.3 (99.95%)	606

Print Name: ALAN MITCHELL

Signature: Alan Mitchell

Date: 2/2/21

MONTHLY CHEMICAL DOSAGE SUMMARY SHEET

System Name: Buckingham Water District SN: 1710011 Month/Year: January-21

Source and Combined Filter Flows & Chemical Feed Rate and Dosages													
		Source Water - Inlet to Solids-Contact Upflow Clarifier							Filter Coagulant Aid and Post GAC Disinfection				
		Pre-Disinfection			Coagulants				Filter Aid			Disinfection	
Units:		gpm	mL/min	mg/L	mL/min	mg/L	mL/min	mg/L	gpm	mL/min	mg/L	mL/min	mg/L
Date	Plant Hours Operated	Source Flow	NaOCl	NaOCl	Product 9800	Product 9800	Chemical Type	Chemical Type	CFE Flow	Product Pro Pac 9890	Product Pro Pac 9890	NaOCl	NaOCl
Sal-1	9.3	189	19.0	2.8	17.0	30.9		-	179		-	19.0	3.0
Sat-2	5.5	185	21.5	3.3	17.0	31.5		-	176		-	19.0	3.0
Sun-3	9.2	192	21.5	3.2	17.0	30.4		-	182		-	19.0	2.9
Mon-4	8.5	195	21.5	3.1	17.0	30.0		-	187		-	19.0	2.9
Tue-5	9.3	180	21.5	3.4	17.0	32.4		-	170		-	19.0	3.2
Wed-6	9.0	188	21.5	3.2	17.0	31.1		-	178		-	19.0	3.0
Thu-7	8.7	191	21.5	3.2	17.0	30.6		-	180		-	19.0	3.0
Fri-8	8.9	189	21.5	3.2	17.0	30.8		-	179		-	19.0	3.0
Sat-9	8.6	184	19.0	2.9	16.5	30.8		-	175		-	19.0	3.1
Sun-10	9.3	193	19.0	2.8	16.5	29.4		-	185		-	19.0	2.9
Mon-11	9.8	189	19.0	2.8	16.5	30.0		-	176		-	19.0	3.0
Tue-12	8.5	191	19.0	2.8	16.5	29.7		-	179		-	19.0	3.0
Wed-13	8.8	185	19.0	2.9	16.5	30.6		-	178		-	19.0	3.0
Thu-14	9.7	191	19.0	2.8	16.5	29.6		-	182		-	19.0	2.9
Fri-15	10.1	189	20.0	3.0	16.5	29.9		-	178		-	21.0	3.3
Sat-16	8.9	186	20.0	3.0	16.5	30.4		-	177		-	21.0	3.3
Sun-17	8.6	193	20.0	2.9	16.5	29.4		-	182		-	21.0	3.3
Mon-18	11.2	188	20.0	3.0	16.5	30.1		-	180		-	21.0	3.3
Tue-19	10.0	185	20.0	3.1	16.5	30.6		-	176		-	15.0	2.4
Wed-20	9.5	190	17.0	2.5	16.5	29.9		-	181		-	15.0	2.3
Thu-21	9.4	185	17.0	2.6	16.5	30.6		-	174		-	13.0	2.1
Fri-22	8.8	193	17.0	2.5	16.5	29.3		-	183		-	13.0	2.0
Sat-23	9.3	190	17.0	2.5	17.0	30.7		-	178		-	13.0	2.1
Sun-24	9.8	187	17.0	2.6	17.0	31.2		-	179		-	13.0	2.0
Mon-25	8.9	188	17.0	2.6	17.0	31.1		-	179		-	13.0	2.1
Tue-26	10.6	186	17.0	2.6	17.0	31.4		-	176		-	13.0	2.1
Wed-27	6.3	184	17.0	2.6	17.0	31.7		-	177		-	13.0	2.1
Thu-28	6.4	191	17.0	2.5	17.0	30.5		-	180		-	13.0	2.0
Fri-29	6.3	186	17.0	2.6	17.0	31.3		-	177		-	13.0	2.1
Sat-30	6.8	186	17.0	2.6	17.0	31.4		-	180		-	12.0	1.9
Sun-31	6.3	188	17.0	2.6	17.0	31.1		-	177		-	12.0	1.9
5 th	6.3	184	17.0	2.5	16.5	29.4		-	175		-	12.5	2.0
25 th	8.6	186	17.0	2.6	16.5	30.0		-	177		-	13.0	2.1
50 th	8.9	188	19.0	2.8	17.0	30.6		-	179		-	19.0	2.9
75 th	9.5	191	20.0	3.0	17.0	31.1		-	180		-	19.0	3.0
95 th	10.4	193	21.5	3.3	17.0	31.6		-	184		-	21.0	3.3

Comments:

Name (Print): ALAN MITCHELL

Signature: Alan Mitchell
2/2/21

GM-Buckingham Park Water

From: GM-Buckingham Park Water [gm@buckinghamparkwater.us]
Sent: Thursday, February 04, 2021 9:49 AM
To: 'Schott, Guy@Waterboards'
Cc: DDW - Mendocino General Email (DWPDIST03@waterboards.ca.gov)
Subject: 1.2021 Monthly operations report
Attachments: 1.21 Operations Report.pdf

Hello,

I have attached the monthly operations report for January 2021 from system # 1710011 Buckingham Park Water District. From what I see everything looks good on the report. If you have any questions or comments please let me know. Thank you.

Sincerely,

Ahimsah Wonderwheel

General Manager

Buckingham Park Water District

2880 Eastlake Drive Kelseyville, CA 95451

Cell (707) 900-8367 / Office (707) 279-8568 / Fax (707) 279-2947

"Visit us on the web at: www.buckinghamparkwater.us!"

Buckingham Park Water District 1 21 Water Plant Log revised 2.27.2020

Date & Time	Oper. Initials	Read (Last Day Last)	Raw Water Hours						Raw Water Flow					Less Backwash		Recycle Flow				Net Raw Water Flow	
			P-1			P-2			Raw Water Meter	Daily Raw Water Flow	MGD	Raw Water Flow M-T-D	Raw Water Flow gpm	Daily Combined Filter Backwash Flow	MTD Combined Filter Backwash Flow	Read	Backwash Re-cycle Gallons	% Of Daily Flow	M-T-D	Total Raw Water Gallons Daily	Total Raw Water Gallons MTD
			Read	P-1 Hours	MTD	Read	P-2 Hours	MTD	1,214,544						78,201						
1	11:21	WR	449,902	4.4	4.4	96,841	5.0	5.0	1,215,609	106,500	0.107	106,500	188.8	7,080	7,080	78,362	1,610	2.0%	1,610	104,890	104,890
2	7:30	AM	449,927	2.5	6.9	96,871	3.0	8.0	1,216,221	61,200	0.061	167,700	185.5	6,600	13,680	78,426	640	1.4%	2,250	60,560	165,450
3	8:00	WR	449,976	4.9	11.8	96,913	4.2	12.2	1,217,268	104,700	0.105	272,400	191.8	-	13,680	78,650	2,240	2.6%	4,490	102,460	267,910
4	8:09	WR	450,025	4.9	16.7	96,951	3.8	16.0	1,218,284	101,600	0.102	374,000	194.6	7,080	20,760	78,739	890	1.1%	5,380	100,710	368,620
5	7:30	AM	450,061	3.6	20.3	97,007	5.6	21.6	1,219,279	99,500	0.100	473,500	180.3	6,600	27,360	78,809	700	0.9%	6,080	98,800	467,420
6	7:30	AM	450,110	4.9	25.2	97,050	4.3	25.9	1,220,316	103,700	0.104	577,200	187.9	7,080	34,440	78,967	1,580	2.0%	7,660	102,120	569,540
7	7:30	AM	450,151	4.1	29.3	97,095	4.5	30.4	1,221,301	98,500	0.099	675,700	190.9	6,600	41,040	79,050	830	1.1%	8,490	97,670	667,210
8	7:30	AM	450,200	4.9	34.2	97,136	4.1	34.5	1,222,324	102,300	0.102	778,000	189.4	7,080	48,120	79,250	2,000	2.5%	10,490	100,300	767,510
9	7:30	AM	450,242	4.2	38.4	97,180	4.4	38.9	1,223,272	94,800	0.095	872,800	183.7	6,600	54,720	79,333	830	1.1%	11,320	93,970	861,480
10	8:00	WR	450,285	4.3	42.7	97,233	5.3	44.2	1,224,381	110,900	0.111	983,700	192.5	7,080	61,800	79,490	1,570	1.8%	12,890	109,330	970,810
11	7:47	WR	450,342	5.7	48.4	97,272	3.9	48.1	1,225,470	108,900	0.109	1,092,600	189.1	6,600	68,400	79,561	710	0.9%	13,600	108,190	1,079,000
12	7:30	AM	450,387	4.5	52.9	97,313	4.1	52.2	1,226,453	98,300	0.098	1,190,900	190.5	7,080	75,480	79,757	1,960	2.6%	15,560	96,340	1,175,340
13	7:30	AM	450,423	3.6	56.5	97,365	5.2	57.4	1,227,431	97,800	0.098	1,288,700	185.2	-	75,480	79,780	230	0.3%	15,790	97,570	1,272,910
14	7:30	AM	450,460	3.7	60.2	97,426	6.1	63.5	1,228,557	112,600	0.113	1,401,300	191.5	6,600	82,080	79,921	1,410	1.7%	17,200	111,190	1,384,100
15	7:30	AM	450,516	5.6	65.8	97,471	4.5	68.0	1,229,705	114,800	0.115	1,516,100	189.4	7,080	89,160	80,082	1,610	1.8%	18,810	113,190	1,497,290
16	7:30	AM	450,571	5.5	71.3	97,505	3.4	71.4	1,230,699	99,400	0.099	1,615,500	186.1	6,600	95,760	80,305	2,230	2.8%	21,040	97,170	1,594,460
17	7:22	WR	450,614	4.3	75.6	97,549	4.4	75.8	1,231,704	100,500	0.101	1,716,000	192.5	7,080	102,840	80,445	1,400	1.9%	22,440	99,100	1,693,560
18	7:24	WR	450,672	5.8	81.4	97,603	5.4	81.2	1,232,968	126,400	0.126	1,842,400	188.1	6,600	109,440	80,664	2,190	2.1%	24,630	124,210	1,817,770
19	7:30	AM	450,715	4.3	85.7	97,661	5.8	87.0	1,234,089	112,100	0.112	1,954,500	185.0	7,080	116,520	80,778	1,140	1.3%	25,770	110,960	1,928,730
20	7:30	AM	450,756	4.1	89.8	97,716	5.5	92.5	1,235,182	109,300	0.109	2,063,800	189.8	6,600	123,120	80,917	1,390	1.8%	27,160	107,910	2,036,640
21	7:30	AM	450,803	4.7	94.5	97,763	4.7	97.2	1,236,228	104,600	0.105	2,168,400	185.5	7,080	130,200	81,019	1,020	1.2%	28,180	103,580	2,140,220
22	7:30	AM	450,853	5.0	99.5	97,801	3.8	101.0	1,237,249	102,100	0.102	2,270,500	193.4	6,600	136,800	81,247	2,280	3.0%	30,460	99,820	2,240,040
23	7:30	AM	450,900	4.7	104.2	97,847	4.6	105.6	1,238,309	106,000	0.106	2,376,500	190.0	7,080	143,880	81,393	1,460	1.8%	31,920	104,540	2,344,580
24	7:23	WR	450,952	5.2	109.4	97,894	4.7	110.3	1,239,421	111,200	0.111	2,487,700	187.2	6,600	150,480	81,546	1,530	1.8%	33,450	109,670	2,454,250
25	7:28	WR	450,995	4.3	113.7	97,941	4.7	115.0	1,240,436	101,500	0.102	2,589,200	188.0	7,080	157,560	81,685	1,390	1.8%	34,840	100,110	2,554,360
26	9:00	AM	451,057	6.2	119.9	97,984	4.3	119.3	1,241,608	117,200	0.117	2,706,400	186.0	6,600	164,160	81,883	1,980	2.1%	36,820	115,220	2,669,580
27	7:30	AM	451,092	3.5	123.4	98,014	3.0	122.3	1,242,326	71,800	0.072	2,778,200	184.1	7,080	171,240	82,068	1,850	3.4%	38,670	69,950	2,739,530
28	7:30	AM	451,118	2.6	126.0	98,051	3.7	126.0	1,243,049	72,300	0.072	2,850,500	191.3	-	171,240	82,153	850	1.5%	39,520	71,450	2,810,980
29	7:30	AM	24	3.1	129.1	98,084	3.3	129.3	1,243,765	71,600	0.072	2,922,100	186.5	6,600	177,840	82,302	1,490	2.8%	41,010	70,110	2,881,090
30	7:30	AM	62	3.8	132.9	98,114	3.0	132.3	1,244,524	75,900	0.076	2,998,000	186.0	-	177,840	82,559	2,570	4.1%	43,580	73,330	2,954,420
31	7:51	WR	91	2.9	135.8	98,149	3.5	135.8	1,245,246	72,200	0.072	3,070,200	188.0	7,080	184,920	82,685	1,260	2.4%	44,840	70,940	3,025,360
Avg.				4.4		4.4			99,039	0.099		1,000	188.3	6,849		1,446	1.93%		97,592		
Min.				2.5		3.0			61,200	0.061			180.3	6,600		230	0.28%		60,560		
Max.				6.2	135.8	6.1	135.8		126,400	0.126	3,070,200	194.6		7,080	184,920	2,570	4.15%	44,840	124,210	3,025,360	

Buckingham Park Water District
1 21 Water Plant Log revised 2.27.2020

Filter #1

Date	Filtering Hours & Flows							Backwash Frequencies & Flows				Surface Wash Flows			
	F1 Hour Meter	Daily Hours	F1 Flow Meter	Daily Flow	GPM	Month to Date Flow	Daily Max. Filter Load Rate	No. of Backwashes/Day	Minutes Per Backwash	Peak Backwash Flow Rate	Backwash Volume	SW Flow Meter Read	Daily Flow	Read GPM	Month to Date Flow
	Read (Last Day Last Mo)														
	360,772		1,167,637									118,056			
1	360,865	9.3	1,168,133	49,600	88.9	49,600	1.8	1	8	885	7,080	118,099	430	86	430
2	360,920	5.5	1,168,429	29,600	89.7	79,200	1.8	0	-	-	-	118,099	-	-	430
3	361,012	9.2	1,168,932	50,300	91.1	129,500	1.8	0	-	-	-	118,099	-	-	430
4	361,097	8.5	1,169,406	47,400	92.9	176,900	1.8	1	8	885	7,080	118,141	420	84	850
5	361,190	9.3	1,169,882	47,600	85.3	224,500	1.7	0	-	-	-	118,141	-	-	850
6	361,280	9.0	1,170,365	48,300	89.4	272,800	1.8	1	8	885	7,080	118,184	430	86	1,280
7	361,367	8.7	1,170,834	46,900	89.8	319,700	1.8	0	-	-	-	118,184	-	-	1,280
8	361,456	8.9	1,171,308	47,400	88.8	367,100	1.8	1	8	885	7,080	118,227	430	86	1,710
9	361,542	8.6	1,171,764	45,600	88.4	412,700	1.8	0	-	-	-	118,227	-	-	1,710
10	361,635	9.3	1,172,278	51,400	92.1	464,100	1.8	1	8	885	7,080	118,270	430	86	2,140
11	361,733	9.8	1,172,798	52,000	88.4	516,100	1.8	0	-	-	-	118,270	-	-	2,140
12	361,818	8.5	1,173,254	45,600	89.4	561,700	1.8	1	8	885	7,080	118,312	420	84	2,560
13	361,906	8.8	1,173,724	47,000	89.0	608,700	1.8	0	-	-	-	118,312	-	-	2,560
14	362,003	9.7	1,174,257	53,300	91.6	662,000	1.8	0	-	-	-	118,312	-	-	2,560
15	362,104	10.1	1,174,792	53,500	88.3	715,500	1.8	1	8	885	7,080	118,355	430	86	2,990
16	362,193	8.9	1,175,269	47,700	89.3	763,200	1.8	0	-	-	-	118,355	-	-	2,990
17	362,279	8.6	1,175,734	46,500	90.1	809,700	1.8	1	8	885	7,080	118,397	420	84	3,410
18	362,391	11.2	1,176,342	60,800	90.5	870,500	1.8	0	-	-	-	118,397	-	-	3,410
19	362,491	10.0	1,176,866	52,400	87.3	922,900	1.7	1	8	885	7,080	118,440	430	86	3,840
20	362,586	9.5	1,177,389	52,300	91.8	975,200	1.8	0	-	-	-	118,440	-	-	3,840
21	362,680	9.4	1,177,878	48,900	86.7	1,024,100	1.7	1	8	885	7,080	118,483	430	86	4,270
22	362,768	8.8	1,178,366	48,800	92.4	1,072,900	1.8	0	-	-	-	118,483	-	-	4,270
23	362,861	9.3	1,178,858	49,200	88.2	1,122,100	1.8	1	8	885	7,080	118,525	420	84	4,690
24	362,959	9.8	1,179,392	53,400	90.8	1,175,500	1.8	0	-	-	-	118,525	-	-	4,690
25	363,048	8.9	1,179,866	47,400	88.8	1,222,900	1.8	1	8	885	7,080	118,567	420	84	5,110
26	363,154	10.6	1,180,435	56,900	89.5	1,279,800	1.8	0	-	-	-	118,567	-	-	5,110
27	363,217	6.3	1,180,765	33,000	87.3	1,312,800	1.7	1	8	885	7,080	118,609	420	84	5,530
28	363,281	6.4	1,181,111	34,600	90.1	1,347,400	1.8	0	-	-	-	118,609	-	-	5,530
29	363,344	6.3	1,181,456	34,500	91.3	1,381,900	1.8	0	-	-	-	118,609	-	-	5,530
30	363,412	6.8	1,181,823	36,700	90.0	1,418,600	1.8	0	-	-	-	118,609	-	-	5,530
31	363,475	6.3	1,182,153	33,000	87.3	1,451,600	1.7	1	8	885	7,080	118,652	430	86	5,960
Avg.		8.7		46,826	89.5		1.8	0	8		7,080		426	85	
Min.		5.5		29,600	85.3		1.7	0	8		7,080		420	84	
Max.	270.3	11.2		60,800	92.9	1,451,600	1.8	1	8		7,080	99,120	430	86	5,960

Buckingham Park Water District
1 21 Water Plant Log revised 2.27.2020

Filter #2

Date	Read (Left Day Last Mo)	Filtering Hours & Flows						Backwash Frequencies & Flows				Surface Wash Flows				
		F2 Hour Meter		F2 Flow Meter		Daily Flow	GPM	Month to Date Flow	Daily Max. Filter Load Rate	No. of Backwashes/Day	Minutes Per Backwash	Peak Backwash Flow Rate	Backwash Volume	SW Flow Meter Read		
			Daily Hours													
	940,007			1,180,986									122,947			
1	940,101	9.4	1,181,494	50,800	90.1	50,800	1.8	0	-	-	-	-	122,947	-	-	-
2	940,155	5.4	1,181,774	28,000	86.4	78,800	1.7	1	8	825	6,600	122,985	380	76	380	
3	940,247	9.2	1,182,276	50,200	90.9	129,000	1.8	0	-	-	-	122,985	-	-	380	
4	940,333	8.6	1,182,763	48,700	94.4	177,700	1.9	0	-	-	-	122,985	-	-	380	
5	940,424	9.1	1,183,225	46,200	84.6	223,900	1.7	1	8	825	6,600	123,025	400	80	780	
6	940,518	9.4	1,183,722	49,700	88.1	273,600	1.8	0	-	-	-	123,025	-	-	780	
7	940,602	8.4	1,184,176	45,400	90.1	319,000	1.8	1	8	825	6,600	123,064	390	78	1,170	
8	940,692	9.0	1,184,663	48,700	90.2	367,700	1.8	0	-	-	-	123,064	-	-	1,170	
9	940,776	8.4	1,185,102	43,900	87.1	411,600	1.7	1	8	825	6,600	123,104	400	80	1,570	
10	940,871	9.5	1,185,630	52,800	92.6	464,400	1.8	0	-	-	-	123,104	-	-	1,570	
11	940,967	9.6	1,186,134	50,400	87.5	514,800	1.7	1	8	825	6,600	123,143	390	78	1,960	
12	941,054	8.7	1,186,604	47,000	90.0	561,800	1.8	0	-	-	-	123,143	-	-	1,960	
13	941,142	8.8	1,187,072	46,800	88.6	608,600	1.8	0	-	-	-	123,143	-	-	1,960	
14	941,238	9.6	1,187,592	52,000	90.3	660,600	1.8	1	8	825	6,600	123,182	390	78	2,350	
15	941,340	10.2	1,188,139	54,700	89.4	715,300	1.8	0	-	-	-	123,182	-	-	2,350	
16	941,428	8.8	1,188,603	46,400	87.9	761,700	1.7	1	8	825	6,600	123,221	390	78	2,740	
17	941,515	8.7	1,189,082	47,900	91.8	809,600	1.8	0	-	-	-	123,221	-	-	2,740	
18	941,626	11.1	1,189,675	59,300	89.0	868,900	1.8	1	8	825	6,600	123,260	390	78	3,130	
19	941,727	10.1	1,190,213	53,800	89	922,700	1.8	0	-	-	-	123,260	-	-	3,130	
20	941,822	9.5	1,190,721	50,800	89.1	973,500	1.8	1	8	825	6,600	123,299	390	78	3,520	
21	941,917	9.5	1,191,220	49,900	87.5	1,023,400	1.7	0	-	-	-	123,299	-	-	3,520	
22	942,004	8.7	1,191,692	47,200	90.4	1,070,600	1.8	1	8	825	6,600	123,338	390	78	3,910	
23	942,097	9.3	1,192,196	50,400	90.3	1,121,000	1.8	0	-	-	-	123,338	-	-	3,910	
24	942,194	9.7	1,192,711	51,500	88.5	1,172,500	1.8	1	8	825	6,600	123,377	390	78	4,300	
25	942,284	9.0	1,193,197	48,600	90.0	1,221,100	1.8	0	-	-	-	123,377	-	-	4,300	
26	942,389	10.5	1,193,741	54,400	86.3	1,275,500	1.7	1	8	825	6,600	123,417	400	80	4,700	
27	942,454	6.5	1,194,089	34,800	89.2	1,310,300	1.8	0	-	-	-	123,417	-	-	4,700	
28	942,517	6.3	1,194,427	33,800	89.4	1,344,100	1.8	0	-	-	-	123,417	-	-	4,700	
29	942,580	6.3	1,194,751	32,400	85.7	1,376,500	1.7	1	8	825	6,600	123,455	380	76	5,080	
30	942,648	6.8	1,195,117	36,600	89.7	1,413,100	1.8	0	-	-	-	123,455	-	-	5,080	
31	942,711	6.3	1,195,457	34,000	89.9	1,447,100	1.8	0	-	-	-	123,455	-	-	5,080	
Avg.		8.7		46,681	89.2		1.8	0	8		6,600		391	78		
Min.		5.4		28,000	84.6		1.7	0	8		6,600		380	76		
Max.	270.4	11.1		59,300	94.4	1,447,100	1.9	1	8		6,600	85,800	400	80	5,080	

Buckingham Park Water District
1 21 Water Plant Log revised 2.27.2020

Combined

Date	Read (Last Day Last Mo)	Backwash Flow			Filter Effluent Flow		
		BW Flow Meter Read	BW Basin Flow Rate (Metered GPM)	Daily Flow	Month to Date Flow	Combined Filter Effluent GPM*	Daily Combined Filter Effluent Flow
	705,149						
1	705,202		5,300	5,300	179	100,400	100,400
2	705,254		5,200	10,500	176	57,600	158,000
3	705,254		-	10,500	182	100,500	258,500
4	705,307		5,300	15,800	187	96,100	354,600
5	705,359		5,200	21,000	170	93,800	448,400
6	705,412		5,300	26,300	178	98,000	546,400
7	705,465		5,300	31,600	180	92,300	638,700
8	705,516		5,100	36,700	179	96,100	734,800
9	705,568		5,200	41,900	175	89,500	824,300
10	705,621		5,300	47,200	185	104,200	928,500
11	705,672		5,100	52,300	176	102,400	1,030,900
12	705,726		5,400	57,700	179	92,600	1,123,500
13	705,726		-	57,700	178	93,800	1,217,300
14	705,778		5,200	62,900	182	105,300	1,322,600
15	705,831		5,300	68,200	178	108,200	1,430,800
16	705,883		5,200	73,400	177	94,100	1,524,900
17	705,936		5,300	78,700	182	94,400	1,619,300
18	705,988		5,200	83,900	180	120,100	1,739,400
19	706,041		5,300	89,200	176	106,200	1,845,600
20	706,093		5,200	94,400	181	103,100	1,948,700
21	706,145		5,200	99,600	174	98,800	2,047,500
22	706,197		5,200	104,800	183	96,000	2,143,500
23	706,250		5,300	110,100	178	99,600	2,243,100
24	706,303		5,300	115,400	179	104,900	2,348,000
25	706,357		5,400	120,800	179	96,000	2,444,000
26	706,408		5,100	125,900	176	111,300	2,555,300
27	706,462		5,400	131,300	177	67,800	2,623,100
28	706,462		-	131,300	180	68,400	2,691,500
29	706,514		5,200	136,500	177	66,900	2,758,400
30	706,514		-	136,500	180	73,300	2,831,700
31	706,567		5,300	141,800	177	67,000	2,898,700
Avg.	####		5.252			93,506	
Min.	0		5.100			57,600	
Max.	0		5.400	141,800		120,100	2,898,700

Buckingham Park Water District
1 21 Water Plant Log revised 2.27.2020

Date	Gross Plant Production Flow					Sodium Hypo-chlorite & H ₂ O Flow			(Meter Installed) Clarifier Knock Down & H ₂ O Flow			(Metered) Hydrant Flushing H ₂ O Flow		(Metered) Filter Surface Wash Flow		(Meter Installed) DB Spicket		Net Plant Production Flow				
	Last Day Last Mo	Read	Production Gallons	Million Gallons	Daily Calculated Flow Rate (gpm)	Production Gallons M-T-D	Read	Chem. Makeup Water Daily Flow	Chem. Makeup Water MTD Flow	Read	Clarifier Sprinkler Flow	Month to Date Clarifier	Average Daily Hydrant Flushing Flow	Month to Date Hydrant Flushing Flow	Daily Filter Surface Wash Flow	Month to Date Filter Surface Wash Flow	Read	DB Spicket Flow	Month to Date DB Spicket	Daily Flow Less Treatment Consumption	Million Gallons	MTD Flow Less Treatment Consumption
	4,523,688					24,497			276,097							56,753						
1	4,524,504	81,600	0.082	197.1	81,600	24,498	7	7	276,447	2,618	2,618	-	-	430	430	56,753	0	-	78,545	0.079	78,545	
2	4,524,954	45,000	0.045	197.4	126,600	24,498	0	7	276,703	1,915	4,533	-	-	380	810	56,753	0	-	42,705	0.043	121,250	
3	4,525,800	84,600	0.085	198.6	211,200	24,498	0	7	277,006	2,266	6,799	-	-	0	810	56,753	0	-	82,334	0.082	203,583	
4	4,526,577	77,700	0.078	199.2	288,900	24,499	7	15	277,308	2,259	9,058	-	-	420	1,230	56,753	0	-	75,014	0.075	278,597	
5	4,527,334	75,700	0.076	194.1	364,600	24,499	0	15	277,596	2,154	11,213	-	-	400	1,630	56,753	0	-	73,146	0.073	351,743	
6	4,528,127	79,300	0.079	197.3	443,900	24,501	15	30	277,893	2,222	13,434	-	-	430	2,060	56,753	0	-	76,633	0.077	428,376	
7	4,528,876	74,900	0.075	201.3	518,800	24,501	0	30	278,144	1,877	15,312	-	-	390	2,450	56,753	0	-	72,633	0.073	501,009	
8	4,529,663	78,700	0.079	201.8	597,500	24,502	7	37	278,378	1,750	17,062	-	-	430	2,880	56,753	0	-	76,512	0.077	577,521	
9	4,530,429	76,600	0.077	196.4	674,100	24,502	0	37	278,613	1,758	18,820	-	-	400	3,280	56,753	0	-	74,442	0.074	651,963	
10	4,531,282	85,300	0.085	203.1	759,400	24,503	7	45	278,851	1,780	20,600	-	-	430	3,710	56,753	0	-	83,082	0.083	735,045	
11	4,532,098	81,600	0.082	200.0	841,000	24,503	0	45	279,080	1,713	22,313	-	-	390	4,100	56,753	0	-	79,497	0.079	814,542	
12	4,532,850	75,200	0.075	198.9	916,200	24,508	37	82	279,307	1,698	24,011	-	-	420	4,520	56,753	0	-	73,045	0.073	887,587	
13	4,533,681	83,100	0.083	197.9	999,300	24,507	-7	75	279,539	1,735	25,746	12,940	12,940	0	4,520	56,753	0	-	68,432	0.068	956,019	
14	4,534,510	82,900	0.083	203.2	1,082,200	24,507	0	75	279,773	1,750	27,496	7,480	20,420	390	4,910	56,753	0	-	73,280	0.073	1,029,298	
15	4,535,413	90,300	0.090	200.7	1,172,500	24,509	15	90	280,010	1,773	29,269	-	20,420	430	5,340	56,753	0	-	88,082	0.088	1,117,381	
16	4,536,199	78,600	0.079	198.5	1,251,100	24,509	0	90	280,245	1,758	31,027	-	20,420	390	5,730	56,753	0	-	76,452	0.076	1,193,833	
17	4,536,950	75,100	0.075	201.9	1,326,200	24,510	7	97	280,475	1,720	32,747	-	20,420	420	6,150	56,760	52	52	72,900	0.073	1,266,733	
18	4,537,974	102,400	0.102	200.8	1,428,600	24,510	0	97	280,709	1,750	34,498	-	20,420	390	6,540	56,760	0	52	100,260	0.100	1,366,992	
19	4,538,870	89,600	0.090	199.1	1,518,200	24,512	15	112	280,974	1,982	36,480	1,496	21,916	430	6,970	56,760	0	52	85,677	0.086	1,452,669	
20	4,539,657	78,700	0.079	201.8	1,596,900	24,513	7	120	281,243	2,012	38,492	-	21,916	390	7,360	56,760	0	52	76,290	0.076	1,528,959	
21	4,540,482	82,500	0.083	196.4	1,679,400	24,516	22	142	281,495	1,885	40,377	-	21,916	430	7,790	56,760	0	52	80,163	0.080	1,609,122	
22	4,541,240	75,800	0.076	200.5	1,755,200	24,517	7	150	281,755	1,945	42,322	-	21,916	390	8,180	56,760	0	52	73,458	0.073	1,682,580	
23	4,542,051	81,100	0.081	195.9	1,836,300	24,522	37	187	282,014	1,937	44,259	-	21,916	420	8,600	56,760	0	52	78,705	0.079	1,761,285	
24	4,542,910	85,900	0.086	201.6	1,922,200	24,523	7	194	282,268	1,900	46,159	-	21,916	390	8,990	56,760	0	52	83,603	0.084	1,844,888	
25	4,543,697	78,700	0.079	201.8	2,000,900	24,523	0	194	282,524	1,915	48,074	-	21,916	420	9,410	56,760	0	52	76,365	0.076	1,921,253	
26	4,544,626	92,900	0.093	201.1	2,093,800	24,525	15	209	282,785	1,952	50,026	-	21,916	400	9,810	56,760	0	52	90,533	0.091	2,011,786	
27	4,545,168	54,200	0.054	200.7	2,148,000	24,525	0	209	283,034	1,863	51,889	-	21,916	420	10,230	56,760	0	52	51,917	0.052	2,063,703	
28	4,545,740	57,200	0.057	198.6	2,205,200	24,526	7	217	283,291	1,922	53,811	-	21,916	0	10,230	56,760	0	52	55,270	0.055	2,118,973	
29	4,546,272	53,200	0.053	201.5	2,258,400	24,531	37	254	283,544	1,892	55,704	-	21,916	380	10,610	56,760	0	52	50,890	0.051	2,169,863	
30	4,546,892	62,000	0.062	195.0	2,320,400	24,531	0	254	283,800	1,915	57,618	-	21,916	0	10,610	56,760	0	52	60,085	0.060	2,229,948	
31	4,547,422	53,000	0.053	200.8	2,373,400	24,531	0	254	284,056	1,915	59,533	-	21,916	430	11,040	56,760	0	52	50,655	0.051	2,280,604	
Avg.		76,561	0.077	199.5			8		1,920		7,305		7,305	356				2		73,568		
Min.		45,000	0.045	194.1			-7		1,698		1,496		1,496	0				0		42,705		
Max.		102,400	0.102	203.2	2,373,400		37	254	2,618	59,533	12,940	21,916	430	11,040	52	52	100,260		52	2,280,604		

Buckingham Park Water District
1 21 Water Plant Log revised 2.27.2020

Date	Zone 1 (High Service Pumps @ Treatment Plant)							Zone 2 (Located at Zone 1 Booster Pump Station)											Zone 3 (Located at Zone 1 Booster Pump Station)												
	Hours & Flow Rate							Hours					Flow						Hours					Flow					PSI		
	Pump 1 Read	Daily Hours	M-T-D Hours	Pump 2 Read	Daily Hours	M-T-D Hours	Daily Calculated Flow (gpm)	Pump 1 Read	Daily Hours	M-T-D Hours	Pump 2 Read	Daily Hours	M-T-D Hours	Fire Pump Read	Daily Hours	M-T-D Hours	Flow Meter Read	Daily Calculated Flow (gpm)	Daily Flow	M-T-D Flow	Pump 1 Read	Daily Hours	M-T-D Hours	Pump 2 Read	Daily Hours	M-T-D Hours	Flow Meter Read	Daily Calculated		Daily Flow	M-T-D Flow
Last Day	32,185			133,760				4,051.2			5,645.5			2,751.2			114,440				6,550.7			2,332.8			778,862				
1	32,216	3.1	3.1	133,798	3.8	3.8	197.1	4,051.2	-	-	5,646.3	0.8	0.8	2,751.2	-	-	114,523	172.9	8,300	8,300	6,550.9	0.2	0.2	2,333.0	0.2	0.2	778,890	117	2,800	2,800	78
2	32,235	1.9	5.0	133,817	1.9	5.7	197.4	4,051.2	-	0.0	5,646.3	-	0.8	2,751.2	-	0.0	114,523	-	-	8,300	6,551.0	0.1	0.3	2,333.1	0.1	0.3	778,907	142	1,700	4,500	69
3	32,273	3.8	8.8	133,850	3.3	9.0	198.6	4,052.0	0.8	0.8	5,646.3	-	0.8	2,751.2	-	0.0	114,608	177.1	8,500	16,800	6,551.1	0.1	0.4	2,333.2	0.1	0.4	778,928	175	2,100	6,600	61
4	32,307	3.4	12.2	133,881	3.1	12.1	199.2	4,052.0	-	0.8	5,647.2	0.9	1.7	2,751.2	-	0.0	114,695	161.1	8,700	25,500	6,551.3	0.2	0.6	2,333.4	0.2	0.6	778,955	112	2,700	9,300	63
5	32,335	2.8	15.0	133,918	3.7	15.8	194.1	4,052.0	-	0.8	5,647.2	-	1.7	2,751.2	-	0.0	114,695	-	-	25,500	6,551.4	0.1	0.7	2,333.5	0.1	0.7	778,973	150	1,800	11,100	75
6	32,370	3.5	18.5	133,950	3.2	19.0	197.3	4,052.8	0.8	1.6	5,647.2	-	1.7	2,751.2	-	0.0	114,777	170.8	8,200	33,700	6,551.5	0.1	0.8	2,333.6	0.1	0.8	778,994	175	2,100	13,200	63
7	32,401	3.1	21.6	133,981	3.1	22.1	201.3	4,052.8	-	1.6	5,647.2	-	1.7	2,751.2	-	0.0	114,777	-	-	33,700	6,551.6	0.1	0.9	2,333.7	0.1	0.9	779,017	192	2,300	15,500	72
8	32,435	3.4	25.0	134,012	3.1	25.2	201.8	4,052.8	-	1.6	5,648.1	0.9	2.6	2,751.2	-	0.0	114,861	155.6	8,400	42,100	6,551.7	0.1	1.0	2,333.8	0.1	1.0	779,034	142	1,700	17,200	66
9	32,468	3.3	28.3	134,044	3.2	28.4	196.4	4,052.8	-	1.6	5,648.1	-	2.6	2,751.2	-	0.0	114,861	-	-	42,100	6,551.8	0.1	1.1	2,334.0	0.2	1.2	779,056	122	2,200	19,400	69
10	32,501	3.3	31.6	134,081	3.7	32.1	203.1	4,053.6	0.8	2.4	5,648.1	-	2.6	2,751.2	-	0.0	114,946	177.1	8,500	50,600	6,552.0	0.2	1.3	2,334.1	0.1	1.3	779,080	133	2,400	21,800	62
11	32,541	4.0	35.6	134,109	2.8	34.9	200.0	4,053.6	-	2.4	5,648.9	0.8	3.4	2,751.2	-	0.0	115,031	177.1	8,500	59,100	6,552.2	0.2	1.5	2,334.3	0.2	1.5	779,112	133	3,200	25,000	77
12	32,573	3.2	38.8	134,140	3.1	38.0	198.9	4,053.6	-	2.4	5,648.9	-	3.4	2,751.2	-	0.0	115,031	-	-	59,100	6,552.3	0.1	1.6	2,334.4	0.1	1.6	779,130	150	1,800	26,800	69
13	32,604	3.1	41.9	134,179	3.9	41.9	197.9	4,054.4	0.8	3.2	5,648.9	-	3.4	2,751.2	-	0.0	115,117	179.2	8,600	67,700	6,552.4	0.1	1.7	2,334.5	0.1	1.7	779,150	167	2,000	28,800	74
14	32,629	2.5	44.4	134,222	4.3	46.2	203.2	4,054.4	-	3.2	5,648.9	-	3.4	2,751.2	-	0.0	115,117	-	-	67,700	6,552.5	0.1	1.8	2,334.7	0.2	1.9	779,172	122	2,200	31,000	75
15	32,672	4.3	48.7	134,254	3.2	49.4	200.7	4,054.4	-	3.2	5,649.8	0.9	4.3	2,751.2	-	0.0	115,202	157.4	8,500	76,200	6,552.6	0.1	1.9	2,334.8	0.1	2.0	779,194	183	2,200	33,200	73
16	32,711	3.9	52.6	134,281	2.7	52.1	198.5	4,055.2	0.8	4.0	5,649.8	-	4.3	2,751.2	-	0.0	115,283	168.8	8,100	84,300	6,552.7	0.1	2.0	2,334.9	0.1	2.1	779,213	158	1,900	35,100	62
17	32,744	3.3	55.9	134,310	2.9	55.0	201.9	4,055.2	-	4.0	5,649.8	-	4.3	2,751.2	-	0.0	115,283	-	-	84,300	6,552.9	0.2	2.2	2,335.1	0.2	2.3	779,240	113	2,700	37,800	69
18	32,789	4.5	60.4	134,350	4.0	59.0	200.8	4,055.2	-	4.0	5,650.6	0.8	5.1	2,751.2	-	0.0	115,368	177.1	8,500	92,800	6,553.0	0.1	2.3	2,335.2	0.1	2.4	779,264	200	2,400	40,200	67
19	32,822	3.3	63.7	134,392	4.2	63.2	199.1	4,056.1	0.9	4.9	5,650.6	-	5.1	2,751.2	-	0.0	115,452	155.6	8,400	101,200	6,553.1	0.1	2.4	2,335.3	0.1	2.5	779,285	175	2,100	42,300	68
20	32,853	3.1	66.8	134,426	3.4	66.6	201.8	4,056.1	-	4.9	5,650.6	-	5.1	2,751.2	-	0.0	115,452	-	-	101,200	6,553.2	0.1	2.5	2,335.4	0.1	2.6	779,305	167	2,000	44,300	67
21	32,887	3.4	70.2	134,462	3.6	70.2	196.4	4,056.1	-	4.9	5,651.5	0.9	6.0	2,751.2	-	0.0	115,538	159.3	8,600	109,800	6,553.4	0.2	2.7	2,335.5	0.1	2.7	779,325	111	2,000	46,300	63
22	32,918	3.1	73.3	134,494	3.2	73.4	200.5	4,056.9	0.8	5.7	5,651.5	-	6.0	2,751.2	-	0.0	115,623	177.1	8,500	118,300	6,553.5	0.1	2.8	2,335.7	0.2	2.9	779,348	128	2,300	48,600	76
23	32,954	3.6	76.9	134,527	3.3	76.7	195.9	4,056.9	-	5.7	5,651.5	-	6.0	2,751.2	-	0.0	115,623	-	-	118,300	6,553.7	0.2	3.0	2,335.9	0.2	3.1	779,384	150	3,600	52,200	76
24	32,986	3.2	80.1	134,566	3.9	80.6	201.6	4,056.9	-	5.7	5,652.3	0.8	6.8	2,751.2	-	0.0	115,706	172.9	8,300	126,600	6,553.8	0.1	3.1	2,336.1	0.2	3.3	779,413	161	2,900	55,100	68
25	33,019	3.3	83.4	134,598	3.2	83.8	201.8	4,056.9	-	5.7	5,652.3	-	6.8	2,751.7	0.5	0.5	115,775	230.0	6,900	133,500	6,554.0	0.2	3.3	2,336.2	0.1	3.4	779,439	144	2,600	57,700	61
26	33,059	4.0	87.4	134,635	3.7	87.5	201.1	4,056.9	-	5.7	5,652.3	-	6.8	2,751.7	-	0.5	115,775	-	-	133,500	6,554.1	0.1	3.4	2,336.3	0.1	3.5	779,458	158	1,900	59,600	70
27	33,082	2.3	89.7	134,657	2.2	89.7	200.7	4,057.7	0.8	6.5	5,652.3	-	6.8	2,751.7	-	0.5	115,860	177.1	8,500	142,000	6,554.2	0.1	3.5	2,336.4	0.1	3.6	779,479	175	2,100	61,700	77
28	33,104	2.2	91.9	134,683	2.6	92.3	198.6	4,057.7	-	6.5	5,652.3	-	6.8	2,751.7	-	0.5	115,860	-	-	142,000	6,554.3	0.1	3.6	2,336.6	0.2	3.8	779,505	144	2,600	64,300	65
29	33,125	2.1	94.0	134,706	2.3	94.6	201.5	4,057.7	-	6.5	5,653.2	0.9	7.7	2,751.7	-	0.5	115,943	153.7	8,300	150,300	6,554.5	0.2	3.8	2,336.7	0.1	3.9	779,527	122	2,200	66,500	79
30	33,149	2.4	96.4	134,735	2.9	97.5	195.0	4,058.5	0.8	7.3	5,653.2	-	7.7	2,751.7	-	0.5	116,025	170.8	8,200	158,500	6,554.6	0.1	3.9	2,336.9	0.2	4.1	779,549	122	2,200	68,700	69
31	33,172	2.3	98.7	134,756	2.1	99.6	200.8	4,058.5	-	7.3	5,654.1	0.9	8.6	2,751.7	-	0.5	116,113	163.0	8,800	167,300	6,554.7	0.1	4.0	2,337.0	0.1	4.2	779,574	208	2,500	71,200	68
Avg.		3.2			3.2		199.5		0.8		0.2			0.5			171.2	8.365			0.1		0.1			150	2.297			62	
Min		1.9			1.9		194.1		0.8		0.8			0.5			153.7	6.900			0.1		0.1			111	1.700			61	
Max		4.5	28.7		4.3	29.6	203.2		0.2	7.3	0.2	8.6		0.5	0.5		230.0	8.800	167.300		0.2	4.0		0.2	4.2	208	3.600	71.200		72	

Buckingham Park Water District
1 21 Water Plant Log revised 2.27.2020

Date	Bulk Inventory			Sodium Hypochlorite-Pre/Secondary Disinfection								Sodium Hypochlorite-Post/Primary Disinfection								Zone 1 3378 West-lake Ct. CL ₂ Res.			Zone 1 8405 Palace Dr. CL ₂ Res.			Zone 2 200K Gal. Tank CL ₂ Res.			Zone 3 100K Gal. Tank CL ₂ Res.				
	Bulk CL (total gals on hand)	Daily Total Gals. Used	Total Gals Used MTD	Pre-Clarif. Res.	Pre-Disinfection Res. a.m.	Pre-Disinfection Res. p.m.	Total Gals Used Daily	Total Gals Used MTD	Pump Setting (speed & stroke)	Wkly Using Cali-bration Cylinder Calculate Chem. Flow Rate ml/min	gal. per hr.	Dosage mg/L	Pre CL17 Res. a.m.	Pre CL17 Res. p.m.	Post CL17 Res. a.m.	Post CL17 Res. p.m.	Daily Total Gals. Used	Total Gals Used MTD	Pump Setting (speed & stroke)	Wkly Using Cali-bration Cylinder Calculate Chem. Flow Rate ml/min	gal. per hr.	Dosage mg/L	Added Disin-fectant (t=tab & g=gal) Y or N	Amount Added	Zone 1 3378 West-lake Ct. CL ₂ Res.	Zone 1 8405 Palace Dr. CL ₂ Res.	Zone 2 200K Gal. Tank CL ₂ Res.	Added Disin-fectant (t=tab & g=gal) Y or N	Amount Added				
	191			Res.	Res.	Res.							Res.	Res.	Res.	Res.																	
1		185.5	5.5	5.5	1.15	0.06	0.03	2.9	2.9	20 40	19.0	0.30	3.31	2.43	2.24	1.39	1.39	2.6	2.6	3.0	19.0	0.30	3.31			1.22	1.05	1.44			1.22		
2	182	182.7	2.8	8.3	0.56	0.04	0.06	1.4	4.3	20 40	21.5	0.33	3.71	2.35	2.54	1.37	1.38	1.4	1.4	3.0	19.0	0.31	3.48			1.30	1.36	1.41			1.25		
3		177.4	5.3	13.6	0.52	0.06	0.02	2.7	7.0	20 40	21.5	0.33	3.59	2.70	2.57	1.39	1.40	2.6	4.0	3.0	19.0	0.31	3.37			1.31	1.22	1.38			1.21		
4		172.5	4.9	18.5	0.71	0.02	0.01	2.5	9.5	20 40	21.5	0.33	3.53	2.66	2.56	1.40	1.43	2.4	6.4	3.0	19.0	0.31	3.32			1.28	1.21	1.36			1.28		
5		167.7	4.8	23.3	0.63	0.04	0.01	2.4	11.9	20 40	21.5	0.33	3.81	2.46	2.42	1.46	2.40	2.4	8.8	3.0	19.0	0.31	3.58			1.27	1.20	1.30			1.26		
6		162.5	5.2	28.5	0.60	0.02	0.03	2.7	14.6	20 40	21.5	0.33	3.66	3.14	2.72	1.49	1.48	2.5	11.3	3.0	19.0	0.31	3.44			1.31	1.24	1.32			1.22		
7		157.5	5.0	33.5	0.57	0.09	0.04	2.7	17.3	20 40	21.5	0.33	3.60	2.52	2.20	1.50	1.48	2.3	13.6	3.0	19.0	0.31	3.38			1.23	1.26	1.31			1.21		
8		152.4	5.1	38.6	0.55	0.05	0.04	2.7	20.0	20 40	21.5	0.33	3.63	2.51	2.63	1.49	1.46	2.4	16.0	3.0	19.0	0.31	3.41			1.27	1.31	1.30			1.23		
9	144	147.4	5.0	43.6	0.41	0.03	0.08	2.5	22.5	20 40	19.0	0.30	3.40	2.69	2.75	1.42	1.39	2.5	18.5	3.0	19.0	0.30	3.40			1.28	1.21	1.27			1.23		
10		142.1	5.3	48.9	0.57	0.07	0.02	2.7	25.2	20 40	19.0	0.30	3.25	2.28	2.61	1.37	1.37	2.6	21.1	3.0	19.0	0.30	3.25			1.11	1.12	1.19			1.20		
11		136.6	5.5	54.4	0.55	0.06	0.02	2.9	28.1	20 40	19.0	0.30	3.31	2.38	2.41	1.39	1.38	2.6	23.7	3.0	19.0	0.30	3.31			1.23	1.20	1.13			1.29		
12		131.7	4.9	59.3	0.47	0.08	0.02	2.6	30.7	20 40	19.0	0.30	3.28	2.33	2.45	1.33	1.34	2.3	26.0	3.0	19.0	0.30	3.28			1.09	1.16	1.18			1.20		
13		126.7	5.0	64.3	0.44	0.04	0.01	2.7	33.4	20 40	19.0	0.30	3.37	2.52	2.31	1.32	1.35	2.3	28.3	3.0	19.0	0.30	3.37			1.11	1.19	1.12			1.24		
14	121.3	121.7	5.0	69.3	0.42	0.03	0.07	2.5	35.9	20 40	19.0	0.30	3.26	2.54	2.39	1.29	1.29	2.5	30.8	3.0	19.0	0.30	3.26			1.14	1.22	1.08			1.22		
15	420	420.4	5.4	74.7	0.52	0.04	0.02	2.8	38.7	20 45	20.0	0.32	3.52	2.28	2.58	1.24	1.25	2.6	33.4	3.25	21.0	0.33	3.63			1.20	1.14	1.09			1.12		
16	416	415.2	5.2	79.9	0.48	0.04	0.06	2.7	41.4	20 45	20.0	0.32	3.58	2.23	2.91	1.27	1.26	2.5	35.9	3.25	21.0	0.33	3.69			1.03	1.09	1.07			1.14		
17		409.9	5.3	85.2	0.53	0.02	0.04	2.7	44.1	20 45	20.0	0.32	3.46	2.63	3.14	1.36	1.39	2.6	38.5	3.25	21.0	0.33	3.57			0.98	1.06	1.03			1.20		
18		403.5	6.4	91.6	0.68	0.02	0.08	3.2	47.3	20 45	20.0	0.32	3.54	3.14	3.18	1.56	1.61	3.2	41.7	3.25	21.0	0.33	3.66			1.19	1.12	1.04			1.24		
19		397.8	5.6	97.2	0.93	0.17	0.09	2.9	50.2	20 45	20.0	0.32	3.60	2.77	2.88	1.69	1.63	2.8	44.5	2.75	15.0	0.24	2.70			1.41	1.27	1.01			1.35		
20		393.1	4.7	101.9	1.24	0.15	0.08	2.7	52.9	20 40	17.0	0.27	2.96	2.97	2.67	1.54	1.52	2.0	46.5	2.75	15.0	0.24	2.63			1.38	1.39	0.99			1.37		
21		388.5	4.6	106.5	0.82	0.13	0.07	2.5	55.4	20 40	17.0	0.27	3.03	2.72	3.16	1.56	1.55	2.1	48.6	2.5	13.0	0.20	2.25			1.47	1.31	1.01			1.40		
22		384.3	4.3	110.8	0.74	0.13	0.09	2.3	57.6	20 40	17.0	0.27	2.91	3.02	2.53	1.57	1.57	2.0	50.6	2.5	13.0	0.20	2.15			1.36	1.35	0.96			1.40		
23	380	380.2	4.1	114.9	0.69	0.11	0.10	2.3	59.9	20 40	17.0	0.27	2.96	2.46	2.92	1.48	1.47	1.8	52.4	2.5	13.0	0.20	2.19			1.40	1.46	0.94			1.42		
24		375.6	4.6	119.5	0.64	0.09	0.04	2.5	62.4	20 40	17.0	0.27	3.00	2.80	3.01	1.51	1.52	2.1	54.5	2.75	13.0	0.20	2.23			1.37	1.35	0.91			1.38		
25		371.4	4.2	123.7	0.96	0.11	0.08	2.3	64.7	20 40	17.0	0.27	2.99	2.85	2.87	1.56	1.58	1.9	56.4	2.75	13.0	0.20	2.22			1.40	1.29	0.92			1.39		
26		366.4	5.0	128.7	1.21	0.15	0.17	2.7	67.4	20 40	17.0	0.27	3.02	2.57	2.60	1.61	1.57	2.3	58.7	2.5	13.0	0.20	2.24			1.36	1.17	0.90			1.38		
27		363.7	2.7	131.4	1.22	0.21	0.17	1.6	69.0	20 40	17.0	0.27	3.06	2.67	2.70	1.49	1.49	1.1	59.8	2.5	13.0	0.20	2.26			1.44	1.34	0.87			1.43		
28		361.1	2.6	134.0	1.25	0.10	0.05	1.6	70.6	20 40	17.0	0.27	2.94	2.04	1.93	1.39	1.35	1.0	60.8	2.5	13.0	0.20	2.18			1.41	1.37	0.85			1.29		
29		358.6	2.5	136.5	1.04	0.13	0.10	1.5	72.1	20 40	17.0	0.27	3.02	2.33	2.09	1.32	1.28	1.0	61.8	2.2	13.0	0.20	2.23			1.26	1.33	0.89			1.35		
30	355	355.9	2.7	139.2	1.30	0.17	0.06	1.7	73.8	20 40	17.0	0.27	3.02	2.21	2.28	1.23	1.25	1.0	62.8	2.75	12.0	0.19	2.13			1.19	1.22	0.89			1.25		
31	353	352.7	3.2	142.4	0.92	0.10	0.12	1.6	75.4	20 40	17	0.27	2.99	3.28	3.22	1.40	1.48	1.6	64.4	2.75	12	0.19	2.11			1.11	1.17	0.90			1.24		
Avg.		4.59			0.75	0.08	0.06	2.43			19.0	0.30	3.30	2.60	2.63	1.43	1.46	2.16			16.8	0.27	2.94			1.26	1.24	1.10	####		1.28	####	
Min.	353	2.50			0.41	0.02	0.01	1.40			17.0	0.27	2.91	2.04	1.93	1.23	1.25	1.00			12.0	0.19	2.11			0.98	1.05	0.85	0.00		1.12		0.00
Max.		6.40	142.35		1.30	0.21	0.17	3.20	75.40		21.5	0.33	3.81	3.28	3.22	1.69	2.40	3.20	66.95		21.0	0.33	3.69			1.47	1.46	1.44	0.00		1.43		0.00

Buckingham Park Water District
1 21 Water Plant Log revised 2.27.2020

Nethelometric Turbidity Units

CT Criteria

Coagulant Usage

Coagulant Aid Usage

Date	Raw NTU (Peak)		Settled NTU (Peak)		Com-bined Filter Effluent NTU (Peak)		Recycle Basin Effluent NTU (Peak)	Post-Clearwell Water Temp. a.m.	Raw Water pH a.m.	Finished Water pH a.m.	Raw Water Manganese mg/L	Finished Water Manganese mg/L	Raw Water Ammonia mg/L	Clear-well Low Level 9:00 am-9:00 a.m.	9800 Coag. On Hand (gallons)		Daily Total Gals. Used	Total Gals. Used MTD	Pump Setting (speed & stroke)	Pump Flow Rate (Wily Using Calib. Cyl. Determine Chem. Flow Rate)		Dosage mg/L	9890 Coag. Aid On Hand (gallons)		Daily Total Gals. Used	Total Gals. Used MTD	Pump Setting (speed & stroke)	Pump Flow Rate (Wily Using Calib. Cyl. Determine Chem. Flow Rate)		gal. per hr.	Dosage mg/L
	a.m.	p.m.	a.m.	p.m.	a.m.	p.m.									46.0	46.0				ml/min	per hr.		46.0	46.0				ml/min	per hr.		
1	4.80	5.70	0.46	0.35	0.01	0.01	0.63	8	7.9	7.6				33.3	366.0	363.5	2.54	2.5	30 80	17.0	0.27	30.98	46	-	-	-	-	-	-	-	-
2	4.50	4.00	0.31	0.29	0.01	0.01	1.07	8	7.8	7.7	0.07	0.04	0.20	33.6	368	362.0	1.49	4.0	30 80	17.0	0.27	31.54	46	-	-	-	-	-	-	-	-
3	4.20	4.10	0.44	0.30	0.01	0.01	0.65	9	7.7	7.6				33.8	359.5	2.46	6.5	30 80	17.0	0.27	30.51	-	-	-	-	-	-	-	-	-	
4	4.20	4.20	0.40	0.32	0.01	0.01	0.60	9	7.7	7.6				33.2	357.2	2.35	8.8	30 80	17.0	0.27	30.06	-	-	-	-	-	-	-	-	-	
5	4.20	3.40	0.32	0.37	0.01	0.01	0.65	8	7.6	7.4				33.0	354.7	2.48	11.3	30 80	17.0	0.27	32.45	-	-	-	-	-	-	-	-	-	
6	3.40	3.60	0.31	0.25	0.01	0.01	0.71	8	7.7	7.3				33.3	352.2	2.48	13.8	30 80	17.0	0.27	31.14	-	-	-	-	-	-	-	-	-	
7	3.40	3.70	0.41	0.30	0.01	0.01	0.65	8	7.8	7.3				33.2	349.9	2.32	16.1	30 80	17.0	0.27	30.65	-	-	-	-	-	-	-	-	-	
8	3.70	4.00	0.39	0.31	0.01	0.01	0.63	9	7.7	7.2				33.1	347.5	2.43	18.5	30 80	17.0	0.27	30.88	-	-	-	-	-	-	-	-	-	
9	3.80	4.00	0.42	0.44	0.01	0.01	0.62	8	7.6	7.5	0.07	0.00	0.21	34.1	340	345.2	2.24	20.8	30 80	16.5	0.26	30.66	46	-	-	-	-	-	-	-	-
10	3.70	5.10	0.29	0.27	0.01	0.01	0.60	9	7.7	7.6				33.6	342.7	2.50	23.3	30 80	16.5	0.26	29.26	-	-	-	-	-	-	-	-	-	
11	3.90	4.00	0.31	0.32	0.01	0.01	0.61	8	7.8	7.6				32.9	340.2	2.50	25.8	30 80	16.5	0.26	29.80	-	-	-	-	-	-	-	-	-	
12	3.00	3.30	0.33	0.24	0.01	0.01	0.61	9	7.7	7.6				32.8	338.0	2.24	28.0	30 80	16.5	0.26	29.57	-	-	-	-	-	-	-	-	-	
13	3.20	3.40	0.31	0.27	0.01	0.01	0.61	9	7.7	7.5				33.7	335.7	2.29	30.3	30 80	16.5	0.26	30.41	-	-	-	-	-	-	-	-	-	
14	3.40	3.30	0.24	0.21	0.01	0.01	0.66	10	7.7	7.6				32.5	333.2	2.55	32.8	30 80	16.5	0.26	29.42	-	-	-	-	-	-	-	-	-	
15	3.30	3.60	0.35	0.25	0.01	0.01	0.73	10	7.8	7.6				33.3	330.5	2.63	35.5	30 80	16.5	0.26	29.74	-	-	-	-	-	-	-	-	-	
16	3.90	3.00	0.26	0.31	0.01	0.01	0.77	10	7.8	7.6	0.05	0.03	0.22	34.1	323	328.2	2.31	37.8	30 80	16.5	0.26	30.26	46	-	-	-	-	-	-	-	-
17	3.30	2.90	0.35	0.25	0.01	0.01	0.61	10	7.7	7.6				33.3	325.9	2.26	40.1	30 80	16.5	0.26	29.26	-	-	-	-	-	-	-	-	-	
18	3.00	3.10	0.35	0.26	0.01	0.01	0.66	11	7.8	7.6				33.6	323.0	2.91	43.0	30 80	16.5	0.26	29.95	-	-	-	-	-	-	-	-	-	
19	3.30	3.40	0.30	0.30	0.01	0.01	0.56	11	8.0	7.6				33.2	320.4	2.63	45.6	30 80	16.5	0.26	30.45	-	-	-	-	-	-	-	-	-	
20	3.40	2.30	0.33	0.34	0.01	0.01	0.57	10	7.9	7.7				33.2	317.9	2.50	48.1	30 80	16.5	0.26	29.69	-	-	-	-	-	-	-	-	-	
21	2.10	2.90	0.42	0.33	0.01	0.01	0.62	9	7.6	7.7				33.5	315.5	2.44	50.5	30 80	16.5	0.26	30.37	-	-	-	-	-	-	-	-	-	
22	2.70	2.60	0.32	0.36	0.01	0.01	0.52	9	7.6	7.8				33.2	313.2	2.29	52.8	30 80	16.5	0.26	29.13	-	-	-	-	-	-	-	-	-	
23	3.00	3.00	0.31	0.27	0.01	0.01	0.51	8	7.7	7.8	0.06	0.04	0.19	33.9	308	310.7	2.51	55.3	30 80	17.0	0.27	30.80	46	-	-	-	-	-	-	-	-
24	3.90	3.10	0.24	0.26	0.01	0.01	0.56	8	7.5	7.8				33.8	308.0	2.67	58.0	30 80	17.0	0.27	31.25	-	-	-	-	-	-	-	-	-	
25	4.10	3.70	0.38	0.30	0.01	0.01	0.45	7	7.8	7.8				34.1	305.6	2.43	60.4	30 80	17.0	0.27	31.12	-	-	-	-	-	-	-	-	-	
26	3.60	2.70	0.39	0.40	0.01	0.01	0.48	7	7.9	7.7				33.3	302.7	2.84	63.3	30 80	17.0	0.27	31.45	-	-	-	-	-	-	-	-	-	
27	3.10	4.40	0.48	0.38	0.01	0.01	0.69	6	7.9	7.8				34.2	301.0	1.76	65.0	30 80	17.0	0.27	31.78	-	-	-	-	-	-	-	-	-	
28	3.50	4.80	0.35	0.35	0.01	0.01	0.53	6	7.8	7.8				33.9	299.3	1.70	66.7	30 80	17.0	0.27	30.59	-	-	-	-	-	-	-	-	-	
29	3.50	5.10	0.30	0.31	0.01	0.01	0.53	6	7.9	7.8				34.2	297.6	1.73	68.5	30 80	17.0	0.27	31.37	-	-	-	-	-	-	-	-	-	
30	3.50	4.20	0.46	0.31	0.01	0.01	0.53	7	7.9	7.8	0.07	0.01	0.18	33.8	292	295.7	1.84	70.3	30 80	17.0	0.27	31.45	46	-	-	-	-	-	-	-	-
31	5.40	6.90	0.24	0.29	0.01	0.01	0.47	7	7.88	7.85				33.3	290	294.0	1.73	72.0	30 80	17	0.27	31.11	46	-	-	-	-	-	-	-	-
Avg.	3.61	3.79	0.35	0.31	0.01	0.01	0.62	8	7.8	7.6	0.1	0.0		33.5		2.32				16.8	0.27	30.55									
Min	2.10	2.30	0.24	0.21	0.01	0.01	0.45	6	7.5	7.2	0.1	0.0		32.5		1.49				16.5	0.26	29.13		0.00				0.0	0.00	0.00	
Max	5.40	6.90	0.48	0.44	0.01	0.01	1.07	11	8.0	7.9	0.1	0.0		34.2		2.91	72.01			17.0	0.27	32.45		0.00	0.00			0.0	0.00	0.00	

Buckingham Park Water District

1 21 Water Plant Log revised 2.27.2020

Date	1				2				3				4				5			
	Hyd. #	Begin Read	End Read	Flow (cf)	Hyd. #	Begin Read	End Read	Flow (cf)	Hyd. #	Begin Read	End Read	Flow (cf)	Hyd. #	Begin Read	End Read	Flow (cf)	Hyd. #	Begin Read	End Read	Flow (cf)
1				0				0				0				0				0
2				0				0				0				0				0
3				0				0				0				0				0
4				0				0				0				0				0
5				0				0				0				0				0
6				0				0				0				0				0
7				0				0				0				0				0
8				0				0				0				0				0
9				0				0				0				0				0
10				0				0				0				0				0
11				0				0				0				0				0
12				0				0				0				0				0
13	15	329800	330750	950	22	330750	331350	600	23	331350	331380	30	24	331380	331530	150				0
14	27	331530	331630	100	57	331630	332530	900				0				0				0
15				0				0				0				0				0
16				0				0				0				0				0
17				0				0				0				0				0
18				0				0				0				0				0
19	63	332530	332730	200				0				0				0				0
20				0				0				0				0				0
21				0				0				0				0				0
22				0				0				0				0				0
23				0				0				0				0				0
24				0				0				0				0				0
25				0				0				0				0				0
26				0				0				0				0				0
27				0				0				0				0				0
28				0				0				0				0				0
29				0				0				0				0				0
30				0				0				0				0				0
31				0				0				0				0				0
				1250				1500				30				150				0

Buckingham Park Water District

1 21 Water Plant Log revised 2.27.2020

Date	6				7				8				9				10			
	Hyd. #	Begin Read	End Read	Flow (cf)	Hyd. #	Begin Read	End Read	Flow (cf)	Hyd. #	Begin Read	End Read	Flow (cf)	Hyd. #	Begin Read	End Read	Flow (cf)	Hyd. #	Begin Read	End Read	Flow (cf)
1				0				0				0				0				0
2				0				0				0				0				0
3				0				0				0				0				0
4				0				0				0				0				0
5				0				0				0				0				0
6				0				0				0				0				0
7				0				0				0				0				0
8				0				0				0				0				0
9				0				0				0				0				0
10				0				0				0				0				0
11				0				0				0				0				0
12				0				0				0				0				0
13				0				0				0				0				0
14				0				0				0				0				0
15				0				0				0				0				0
16				0				0				0				0				0
17				0				0				0				0				0
18				0				0				0				0				0
19				0				0				0				0				0
20				0				0				0				0				0
21				0				0				0				0				0
22				0				0				0				0				0
23				0				0				0				0				0
24				0				0				0				0				0
25				0				0				0				0				0
26				0				0				0				0				0
27				0				0				0				0				0
28				0				0				0				0				0
29				0				0				0				0				0
30				0				0				0				0				0
31				0				0				0				0				0
				0				0				0				0				0

Buckingham Park Water District

1 21 Water Plant Log revised 2.27.2020

Date	11				12				13				14				15				Total Daily Hydrant Flow (gals)	Total MTD Hydrant Flow (gals)				
	Hyd. #	Begin Read	End Read	Flow (cf)	Hyd. #	Begin Read	End Read	Flow (cf)	Hyd. #	Begin Read	End Read	Flow (cf)	Hyd. #	Begin Read	End Read	Flow (cf)	Hyd. #	Begin Read	End Read	Flow (cf)						
1				0				0				0				0				0	0	0				
2				0				0				0				0				0	0	0				
3				0				0				0				0				0	0	0				
4				0				0				0				0				0	0	0				
5				0				0				0				0				0	0	0				
6				0				0				0				0				0	0	0				
7				0				0				0				0				0	0	0				
8				0				0				0				0				0	0	0				
9				0				0				0				0				0	0	0				
10				0				0				0				0				0	0	0				
11				0				0				0				0				0	0	0				
12				0				0				0				0				0	0	0				
13				0				0				0				0				0	12,940	12,940				
14				0				0				0				0				0	7,480	20,420				
15				0				0				0				0				0	0	20,420				
16				0				0				0				0				0	0	20,420				
17				0				0				0				0				0	0	20,420				
18				0				0				0				0				0	0	20,420				
19				0				0				0				0				0	1,496	21,916				
20				0				0				0				0				0	0	21,916				
21				0				0				0				0				0	0	21,916				
22				0				0				0				0				0	0	21,916				
23				0				0				0				0				0	0	21,916				
24				0				0				0				0				0	0	21,916				
25				0				0				0				0				0	0	21,916				
26				0				0				0				0				0	0	21,916				
27				0				0				0				0				0	0	21,916				
28				0				0				0				0				0	0	21,916				
29				0				0				0				0				0	0	21,916				
30				0				0				0				0				0	0	21,916				
31				0				0				0				0				0	0	21,916				
				0				0				0				0				0				0	21,916	21,916

CT Compliance for Giardia Lamblia Cysts by Free Chlorine

Input Parameters:

Water System Name: Buckingham Park Water District				System Number: 1710011			
Number of Service Connections: 457				Month and Year: January-21			
Clearwell(s) - Volume per Foot:		5,200 Gallons/Ft		Transmission Pipe - Volume:		0 Gallons	
Short-Circuiting Factor for Clearwell(s):		0.13 t ₁₀ /T		Short-Circuiting Factor for Pipe:		0.90 t ₁₀ /T	
Required Log Inactivation of Giardia Cyst:				0.5 Log			

	Clearwell Data for Peak Hourly Flow (1)								Results for Giardia Inactivation and Reduction of Microcystin-LR					
	Date	Flow Rate, gpm	Lowest Level, ft	Temp, °C	pH	Chlorine Residual, mg/L	Effective Vol, gal	Effective Contact Time, minutes	Giardia cysts			Microcystin-LR		
									Required CT	Calculated CT ₁₀	Calculated Log Inactivation	Calculated Log Reduction	*Microcystin-LR Reduced from x to 0.3 ug/L	**Microcystin-LR Reduced from x to 1 ug/L
Fri	1	197.4	33.6	8.0	7.64	1.35	22,714	115	28	155	2.77	2.1	34	115
Sat	2	198.6	33.8	8.0	7.65	1.29	22,849	115	28	148	2.65	1.9	26	88
Sun	3	199.2	33.2	9.0	7.64	1.35	22,443	113	27	152	2.82	2.1	37	125
Mon	4	194.1	33.0	9.0	7.59	1.40	22,308	115	26	161	3.09	2.3	67	223
Tue	5	197.3	33.3	8.0	7.39	1.45	22,511	114	26	165	3.18	2.9	215	716
Wed	6	201.3	33.2	8.0	7.30	1.45	22,443	111	25	162	3.23	3.0	315	1,049
Thu	7	201.8	33.1	8.0	7.25	1.45	22,376	111	25	161	3.22	3.1	404	1,346
Fri	8	196.4	34.1	9.0	7.22	1.45	23,052	117	23	170	3.70	3.5	1,001	3,336
Sat	9	203.1	33.6	8.0	7.50	1.34	22,714	112	27	150	2.78	2.3	63	209
Sun	10	200.0	32.9	9.0	7.59	1.33	22,240	111	26	148	2.84	2.2	43	144
Mon	11	198.9	32.8	8.0	7.59	1.31	22,173	111	28	146	2.61	2.1	34	112
Tue	12	197.9	33.7	9.0	7.58	1.30	22,781	115	26	150	2.88	2.2	49	162
Wed	13	203.2	32.5	9.0	7.52	1.30	21,970	108	25	141	2.81	2.2	49	164
Thu	14	200.7	33.3	10.0	7.55	1.30	22,511	112	24	146	3.04	2.3	61	204
Fri	15	198.5	34.1	10.0	7.60	1.23	23,052	116	24	143	2.98	2.1	41	138
Sat	16	201.9	33.3	10.0	7.61	1.20	22,511	111	24	134	2.79	2.0	29	96
Sun	17	200.8	33.6	10.0	7.63	1.30	22,714	113	25	147	2.94	2.1	40	134
Mon	18	199.1	33.2	11.0	7.63	1.50	22,443	113	24	169	3.52	2.5	103	344
Tue	19	201.8	33.2	11.0	7.61	1.53	22,443	111	24	170	3.54	2.6	123	410
Wed	20	196.4	33.5	10.0	7.67	1.50	22,646	115	26	173	3.33	2.4	73	244
Thu	21	200.5	33.2	9.0	7.67	1.50	22,443	112	27	168	3.11	2.2	51	171
Fri	22	195.9	33.9	9.0	7.79	1.51	22,916	117	29	177	3.05	2.0	32	105
Sat	23	201.6	33.8	8.0	7.77	1.42	22,849	113	30	161	2.68	1.8	20	66
Sun	24	201.8	34.1	8.0	7.75	1.48	23,052	114	30	169	2.82	2.0	27	91
Mon	25	201.1	33.3	7.0	7.75	1.50	22,511	112	32	168	2.62	1.9	22	74
Tue	26	200.7	34.2	7.0	7.73	1.50	23,119	115	32	173	2.70	2.0	28	94
Wed	27	198.6	33.9	6.0	7.78	1.45	22,916	115	34	167	2.46	1.7	16	52
Thu	28	201.5	34.2	6.0	7.80	1.40	23,119	115	34	161	2.36	1.6	12	40
Fri	29	195.0	33.8	6.0	7.80	1.30	22,849	117	33	152	2.31	1.5	10	33
Sat	30	200.8	33.3	7.0	7.84	1.17	22,511	112	32	131	2.05	1.3	6.0	20
Sun	31	195.7	33.3	7.0	7.85	1.31	22,511	115	32	151	2.35	1.5	8.9	30
	Min	194	32.5	6.0	7.22	1.17	21,970	108.1	23	131	2.05	1.3	6.0	20
	Median	200	33.3	8.0	7.63	1.40	22,511	113.3	27	161	2.82	2.1	40	134
	Max	203	34.2	11.0	7.85	1.53	23,119	117.4	34	177	3.70	3.5	1,001	3,336
													*Input lower limit of Microcystin-LR:	0.3
													**Input lower limit of Microcystin-LR:	1.0

Print Name: _____

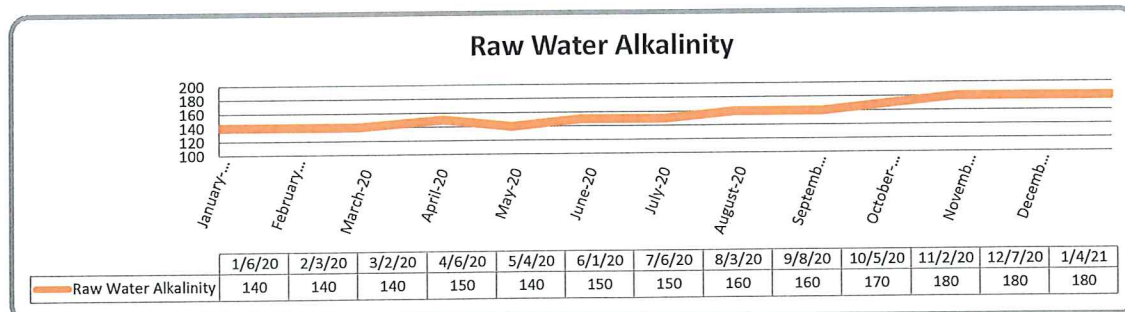
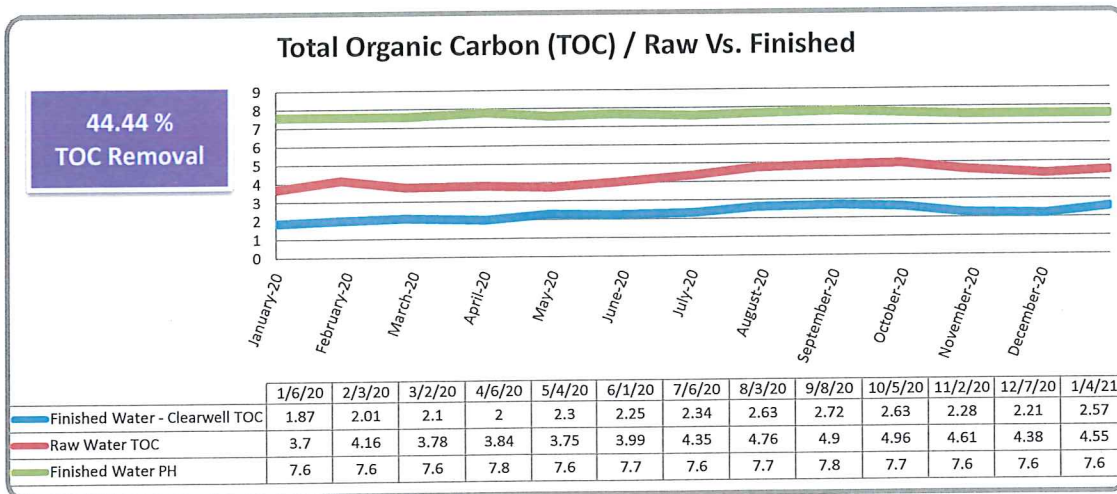
Signature: _____

Date: _____

BUCKINGHAM PARK WATER DISTRICT

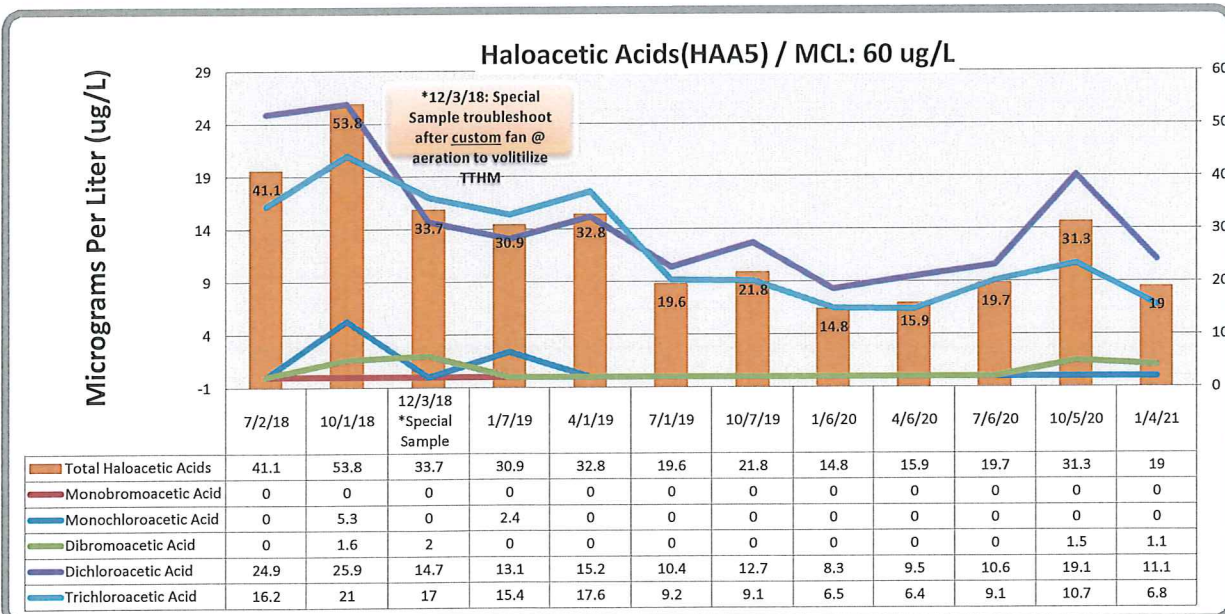
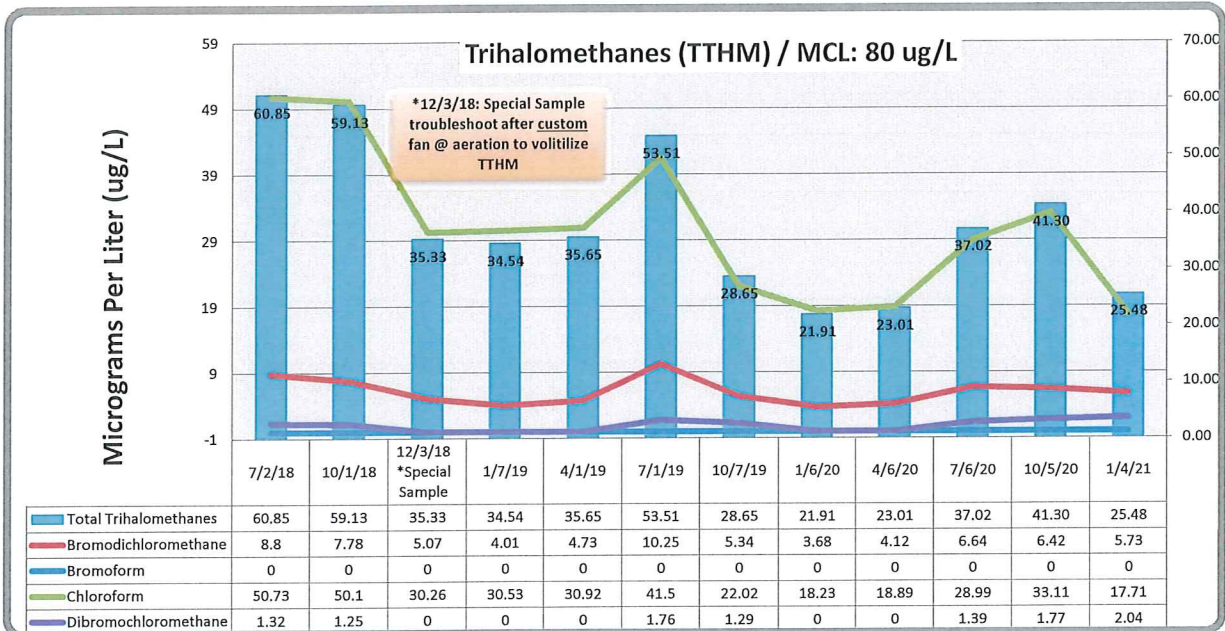
Water Analysis Overview

BUCKINGHAM PARK WATER DISTRICT TOTAL ORGANIC CARBON (TOC) & ALKALINITY RESULTS	1/6/20	2/3/20	3/2/20	4/6/20	5/4/20	6/1/20	7/6/20	8/3/20	9/8/20	10/5/20	11/2/20	12/7/20	1/4/21
Raw Water TOC Total Organic Carbon (TOC) <i>(Detection Level Required: 0.30mg/L)</i>	3.7	4.16	3.78	3.84	3.75	3.99	4.35	4.76	4.9	4.96	4.61	4.38	4.55
Raw Water Alkalinity	140	140	140	150	140	150	150	160	160	170	180	180	180
Finished Water PH	7.6	7.6	7.6	7.8	7.6	7.7	7.6	7.7	7.8	7.7	7.6	7.6	7.6
Finished Water - Clearwell TOC Total Organic Carbon (TOC) <i>(Detection Level Required: 0.30mg/L)</i>	1.87	2.01	2.1	2	2.3	2.25	2.34	2.63	2.72	2.63	2.28	2.21	2.57
% of TOC Removal	49.46%	51.68%	44.44%	47.92%	38.67%	43.61%	46.21%	44.75%	44.49%	46.98%	50.54%	49.54%	43.52%

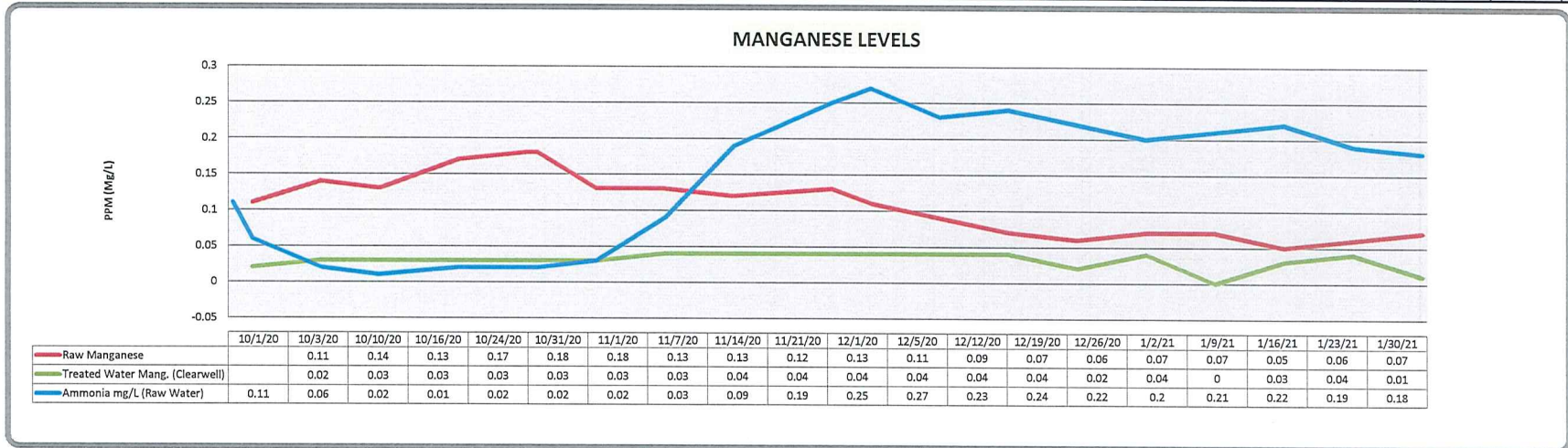


BUCKINGHAM PARK WATER DISTRICT
Water Analysis Overview: DBPs

BUCKINGHAM PARK WATER DISTRICT TOTAL DISINFECTION BYPRODUCTS RESULTS	7/2/18	10/1/18	12/3/18 *Special Sample	1/7/19	4/1/19	7/1/19	10/7/19	1/6/20	4/6/20	7/6/20	10/5/20	1/4/21
Trihalomethane (TTHM)												
Bromodichloromethane	8.8	7.78	5.07	4.01	4.73	10.25	5.34	3.68	4.12	6.64	6.42	5.73
Bromoform	0	0	0	0	0	0	0	0	0	0	0	0
Chloroform	50.73	50.1	30.26	30.53	30.92	41.5	22.02	18.23	18.89	28.99	33.11	17.71
Dibromochloromethane	1.32	1.25	0	0	0	1.76	1.29	0	0	1.39	1.77	2.04
Total Trihalomethanes	60.85	59.13	35.33	34.54	35.65	53.51	28.65	21.91	23.01	37.02	41.30	25.48
Haloacetic Acids (HAA5)												
Monobromoacetic Acid	0	0	0	0	0	0	0	0	0	0	0	0
Monochloroacetic Acid	0	5.3	0	2.4	0	0	0	0	0	0	0	0
Dibromoacetic Acid	0	1.6	2	0	0	0	0	0	0	0	1.5	1.1
Dichloroacetic Acid	24.9	25.9	14.7	13.1	15.2	10.4	12.7	8.3	9.5	10.6	19.1	11.1
Trichloroacetic Acid	16.2	21	17	15.4	17.6	9.2	9.1	6.5	6.4	9.1	10.7	6.8
Total Haloacetic Acids	41.1	53.8	33.7	30.9	32.8	19.6	21.8	14.8	15.9	19.7	31.3	19



BUCKINGHAM PARK WATER DISTRICT MANGANESE EVALUATION RESULTS	10/1/20	10/3/20	10/10/20	10/16/20	10/24/20	10/31/20	11/1/20	11/7/20	11/14/20	11/21/20	12/1/20	12/5/20	12/12/20	12/19/20	12/26/20	1/2/21	1/9/21	1/16/21	1/23/21	1/30/21	
MANGANESE MCL .5 mg/L (micrograms)																					
Raw Water Mang. After PreC12/Before Filter After Multimedia Filter		0.11	0.14	0.13	0.17	0.18	0.18	0.13	0.13	0.12	0.13	0.11	0.09	0.07	0.06	0.07	0.07	0.05	0.06	0.07	
Treated Water Mang. (Clearwell) After GAC Westlake Drive Customer Zone 2 Tank		0.02	0.03	0.03	0.03	0.03	0.03	0.03	0.04	0.04	0.04	0.04	0.04	0.04	0.02	0.04	0	0.03	0.04	0.01	
Ammonia mg/L (Raw Water)	0.11	0.06	0.02	0.01	0.02	0.02	0.02	0.03	0.09	0.19	0.25	0.27	0.23	0.24	0.22	0.2	0.21	0.22	0.19	0.18	
NTU LEVELS																					
Raw Water NTU	2.8	5.1	4.7	9.3	9.5	9.9	10.5	10.5	16.3	9.7	9.3	7.4	8.1	5.6	5.8	4.5	4	3.9	3	4.2	
Clarifier NTU	0.61	0.69	1.02	1.98	0.98	1.34	1.31	1.59	2.49	0.95	0.74	0.58	0.36	0.55	0.38	0.31	0.44	0.31	0.31	0.46	
Water Plant Effluent NTU	0.05	0.09	0.03	0.03	0.02	0.02	0.02	0.02	0.02	0.01	0.02	0.01	0.01	0.01	0.01	0.01	0.01	0.01	0.01	0.01	



January - December 2021

	Residential			Commercial			Landscape / Irrigation			Total Cf. Usage	Total Gal. Usage	Total Customer	
	Cubic Ft	Gallons	# Cust. Billed	Cubic Ft	Gallons	# Cust. Billed	Cubic Ft	Gallons	# Cust. Billed				
January	260,586	1,949,183	448	2,103	15,730	6	0	0	0	262,689	1,964,914	454	
February										0	0		
March										0	0		
April										0	0		
May										0	0		
June										0	0		
July										0	0		
August										0	0		
September										0	0		
October										0	0		
November										0	0		
December										0	0		
2019 YTD Totals	260,586	1,949,183	Average 448	2,103	15,730	Average 6	0	0	Average	0	262,689	1,964,914	Average 454

	Tier 1 (cf)	Tier 2 (cf)	Tier 3 (cf)	Total (Cf.)
January	145,958	6,441	110,290	262,689
February				0
March				0
April				0
May				0
June				0
July				0
August				0
September				0
October				0
November				0
December				0
YTD Total	145,958	6,441	110,290	262,689
% of Total Usage	55.56%	2.45%	41.99%	100%

Top 10 Users	
Acct#	Cf
HIGH USERS	
7901	6011
4201	5449
9703	4455
7401	3680
0603	2333
8402	2307
1202	1590
8601	1546
27,371 cubic feet	
204,735 gallons	
10.42% of total usage	
LEAKS	
6702	98412
6802	2093
98,505 cubic feet	
736,817 gallons	
37.50% of total usage	
125,876 Total Top 10 CF	
941,552 Total Top 10 Gal	
47.92%	
Top 10 Total % of Usage	

Total Average (gal.) Usage Per Person Per Day:

	(Highest Months)		
	JUNE '19	AUGUST '20	2 yr. Ave.
Average person per connection:	3.3	3.3	3.3
Total Gallons:	5,133,818	5,557,230	5,345,524
Days in Month :	30	31	30.5
Active Connections:	457	457	457
Total Average Usage in Gallons Per Person/Day:	113	119	116

Current Water Storage Availability

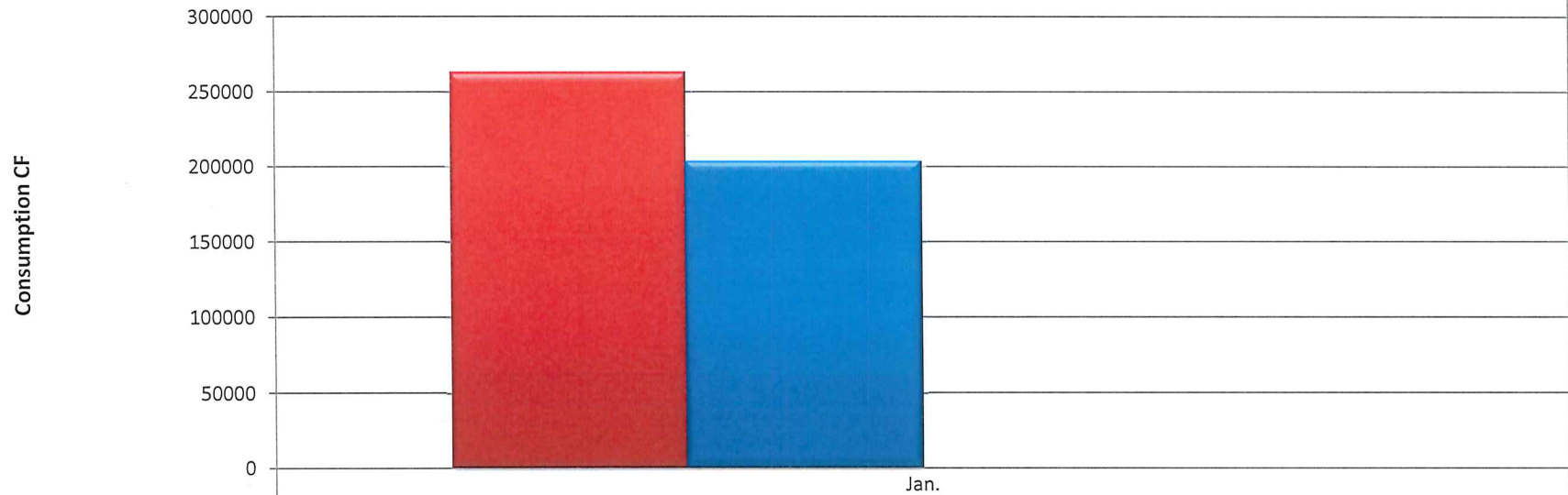
Plant Available storage	170,000 gal
Zone 1	100,000 gal
Zone 2	200,000 gal
Total Storage Avail.	470,000 gal

Avail. Storage / Month

	JUNE '19	AUGUST '20	Average
Total Average Usage per Day	171,127	179,265	175,196
Days of Avail. Storage	2.75	2.62	2.68

(Based on current usage)

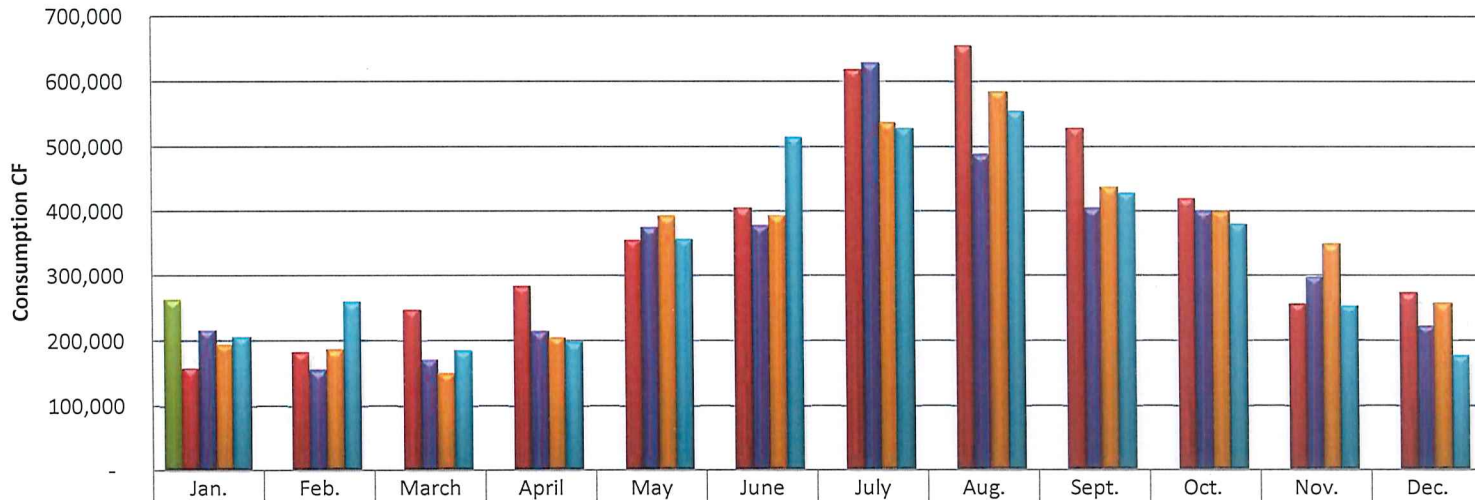
Current Usage Year To Date vs. 5 Year Average



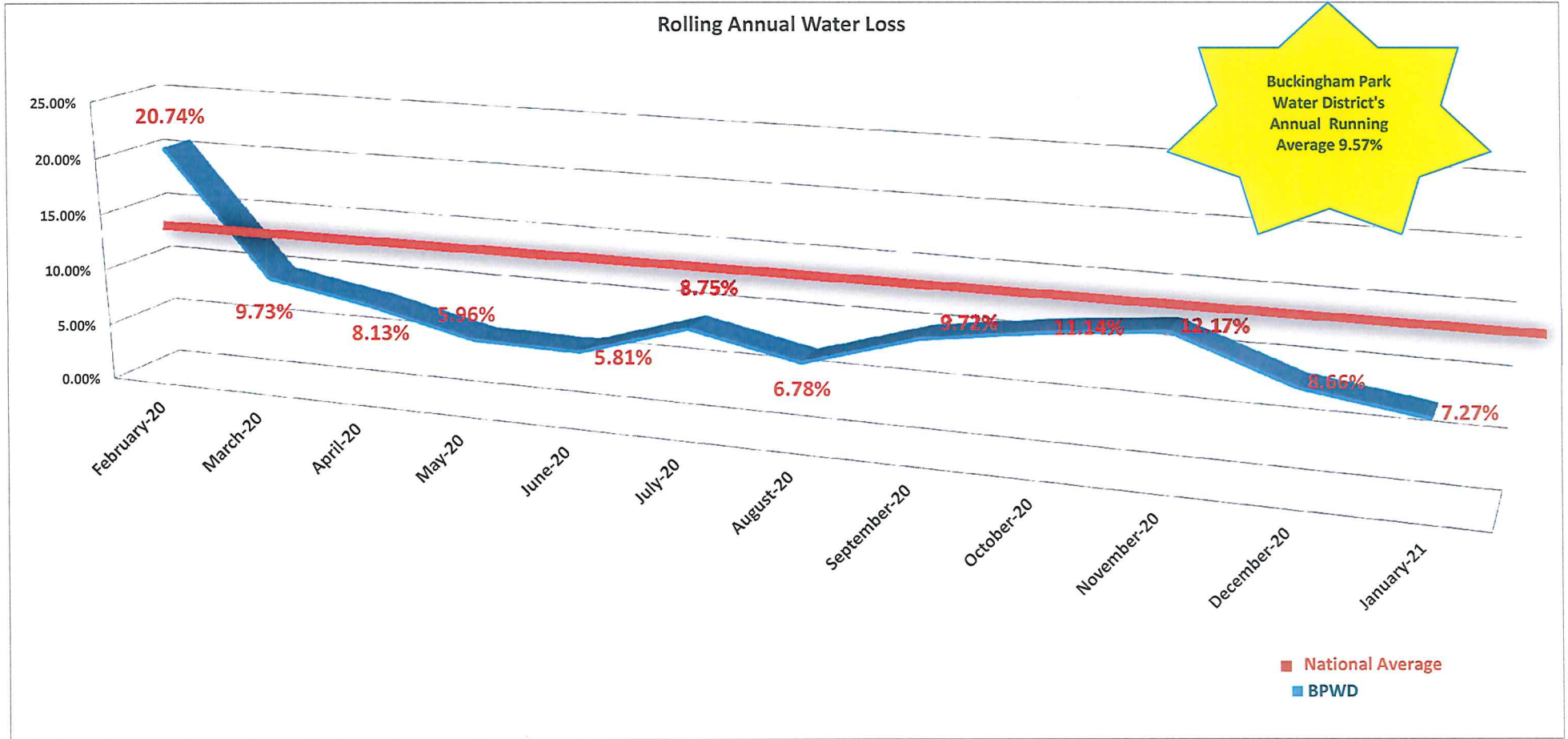
■ Current Usage	262,689
■ Average Previous 5 Yr Usage	203,458
■ % of 5YR Ave for mo (+/-)	29.11%
■ % of Prev Mo. (+/-)	-3.11%

Current YTD Usage:
262,689 cf
Vs.
5yr. Rolling Average: 203,458 Increased By
29.11 %

5 Year Consumption History



	Jan.	Feb.	March	April	May	June	July	Aug.	Sept.	Oct.	Nov.	Dec.
2021	262,689											
2020	157,929	181,307	246,879	282,486	353,410	404,008	616,438	653,672	527,832	418,562	255,407	271,108
2019	215,392	153,761	170,200	213,251	374,148	376,112	625,960	486,685	402,558	399,674	297,026	221,540
2018	192,847	184,272	148,822	203,530	390,869	391,852	535,525	583,754	435,925	398,296	347,296	256,502
2017	205,528	258,278	183,446	196,293	354,611	514,162	527,323	554,211	427,612	379,370	252,710	175,642



Known Distribution Leaks (Gal)	Production Meter / Gal. matched to meter read dates		Net Production (Gal.) (Prev+Current)	Distribution/Sold (Convert Cf to Gal)	Total Unaccountable Water Loss		
	Prev. MTD	Current MTD			Difference (Gal.)	% +/-	
November-55	1/31/2020 88,060	2/1/2020 - 2/27/2020 2,386,145	2,474,205	1,356,176	513,229	20.74%	Service line leak at 2990/3010 hillside ct aprox. 15 gal/min fixed on march 5th.
108,000	2/28/2020 - 2/29/2020 160,162	3/1/2020 - 3/31/2020 2,005,299	2,165,461	1,846,655	210,806	9.73%	Service line leak at 2990/3010 hillside ct aprox. 15 gal/min fixed on march 5th.
	-	4/1/2020- 4/30/2020 2,299,908	2,299,908	2,112,995	186,913	8.13%	
		5/1/2020-5/29/2020 2,811,125	2,811,125	2,643,507	167,618	5.96%	
	5/30/2020 - 5/31/2020 214,500	6/1/2020 - 6-25/2020 2,993,993	3,208,493	3,021,980	186,513	5.81%	
	6/26/20 - 6/30/20 729,294	7/1/20 - 7/29/20 4,323,622	5,052,916	4,610,956	441,960	8.75%	Leak surfaced at 3010 Hillside Ct. on 8/11/20 unknown loss at this time
150,120	7/30/20 - 7/31/20 338,583	8/1/20 - 8/28/20 5,067,401	5,405,984	4,889,467	366,397	6.78%	Leak surfaced at 3010 Hillside Ct. on 8/11/20. Leak fixed on 8/26/20 leaking aprox. 6.95 Gal/min. = 10,008 Gal./Day
313,920	8/29/2020-8/31/20 489,829	9/1/20-9/30/20 4,230,980	4,720,809	3,948,183	458,706	9.72%	Two Service line leaks, 1995 Westlake Dr Aprox 8 gal. per min.-11,502 gal per day,2390 Eastlake Dr.11 gal per min-15,840 gal per day
		10/1/20-10/30/20 3,523,445	3,523,445	3,130,844	392,601	11.14%	leak found on Buckingham Dr. and southlake unknown estimate of loss at this time.
212,040	10/31/2020 - 10/31/2020 98,318	11/1/20 - 11/25/20 2,318,368	2,416,686	1,910,444	294,202	12.17%	Service line leak at 3196 Hillside Ct. leaking Aprox 7.75 gal/Min. - 11,160 Gal/day
8,640	11/25/20-11/30/20 360,503	12/1/2020 - 12/31/20 1,869,037	2,229,540	2,027,888	193,012	8.66%	Service line leak at 3306 Southlake Dr. Aprox. 2 gal/min- 2880 gal/day
		1/1/2020 - 1/28/2020 2,118,973	2,118,973	1,964,914	154,059	7.27%	
Average Annual Loss					9.57%		

WORK ORDER #	DATE OPENED	RESPONDING STAFF	DATE CLOSED	COMMENTS
36	9/18/20	AM/WR	10/7/20	Service line leak at 2390 Eastlake Dr.
37	9/30/20	WR	10/15/20	Check Meters w/ O usage working properly
38	10/4/20	AM/WR		Service line leak at 2100 Eastlake Dr.
39	10/16/20	AM/WR	10/28/20	Service line leak at 2700 Buckingham Dr.
40	10/21/20	AM/WR	11/19/20	Service line leak at 3196 Hillside Ct.
41	12/22/20	AM/AW	12/23/20	Service line leak at 3306 Southlawn Dr.
42				
43				
44				
45				
46				
47				
48				
49				
50				
51				
52				
53				
54				
55				
56				
57				
58				
59				
60				
61				
62				
63				
64				
65				
66				
67				
68				
69				
70				

**Buckingham Park Water District
Internal Controls Verification Checklist
Month Ending: January 2021**

Control Factors	Responsibility Designation			Report to Board of Directors Required (Y/N)
	O.M. (Office Mgr)	C.O. (Compliance Officer)	G.M. (General Mgr.)	
Adjusting Journal Entries:				
OM to provide supporting documentation & journal entry to CO	<input checked="" type="checkbox"/>	<input checked="" type="checkbox"/>		<input type="checkbox"/> N
All journal entries have been entered, printed and include support documentation	<input checked="" type="checkbox"/>	<input checked="" type="checkbox"/>		<input type="checkbox"/> N
Monthly verification Successful. General Manager Approval Received?		<input checked="" type="checkbox"/>	<input checked="" type="checkbox"/>	<input type="checkbox"/> N
Monthly verification not successful? Report to the Board.		<input checked="" type="checkbox"/>	<input checked="" type="checkbox"/>	<input type="checkbox"/> N
Quarterly Audit of journal entries		<input checked="" type="checkbox"/>		<input type="checkbox"/> N
Payroll:				
Time card calculations and entries performed	<input checked="" type="checkbox"/>			<input type="checkbox"/> N
Payroll is not submitted and approved by the same individual writing the check			<input checked="" type="checkbox"/>	<input type="checkbox"/> N
Provide General Manager w/ payroll checks, ACH direct deposit report & related timecards	<input checked="" type="checkbox"/>			<input type="checkbox"/> N
Verification Successful? General Manager Approval received-Initial timecard and check stub.			<input checked="" type="checkbox"/>	<input type="checkbox"/> N
Paychecks signed by Director if approved by General Manager	<input checked="" type="checkbox"/>			<input type="checkbox"/> N
Provide paycheck and/or stub to employee in sealed envelope no later than 3pm on payday.	<input checked="" type="checkbox"/>			<input type="checkbox"/> N
Payroll Tax Payments and Reports:				
EDD Tax payments made bi-weekly	<input checked="" type="checkbox"/>			<input type="checkbox"/> N
941 Tax payments made bi-weekly	<input checked="" type="checkbox"/>			<input type="checkbox"/> N
Monthly verification of payroll tax payments.		<input checked="" type="checkbox"/>		<input type="checkbox"/> N
Late tax payments or penalties reported to Board of Directors w/ explanation & remedy.		<input checked="" type="checkbox"/>	<input checked="" type="checkbox"/>	<input type="checkbox"/> N
Payroll tax reports prepared and submitted quarterly.		<input checked="" type="checkbox"/>		<input type="checkbox"/> N
Accounts Receivable:				
Receive, verify and apply all customer payments upon receipt	<input checked="" type="checkbox"/>			<input type="checkbox"/> N
Verify payments received balance to bank deposit being made.	<input checked="" type="checkbox"/>			<input type="checkbox"/> N
Check deposits are made at a minimum of once per week	<input checked="" type="checkbox"/>			<input type="checkbox"/> N
Cash payments: verified in front of customer, entered into billing program	<input checked="" type="checkbox"/>			<input type="checkbox"/> N
Cash deposit: individual deposit @ each customer payment, note acct# & name on carbon	<input checked="" type="checkbox"/>			<input type="checkbox"/> N
Cash deposit double verified by GM w/ initials and placed in lock box	<input checked="" type="checkbox"/>		<input checked="" type="checkbox"/>	<input type="checkbox"/> N
Cash deposits taken to bank weekly, monthly at latest			<input checked="" type="checkbox"/>	<input type="checkbox"/> N
Verification of cash payments: receipt log book, bank deposit and billing program. Initial log book.		<input checked="" type="checkbox"/>	<input checked="" type="checkbox"/>	<input type="checkbox"/> N
Unsuccessful verification is reported to Board of Directors w/ explanation & remedy.		<input checked="" type="checkbox"/>	<input checked="" type="checkbox"/>	<input type="checkbox"/> N

**Buckingham Park Water District
Internal Controls Verification Checklist
Month Ending: January 2021**

Control Factors	Responsibility Designation			Report to Board of Directors Required (Y/N)
	O.M. (Office Mgr)	C.O. (Compliance Officer)	G.M. (General Mgr.)	
Reconciliations:				
Accounts Receivable:				
Provide CO w/ Payment Detail report from CORE billing program	X			N
Provide CO w/ Utility Billing Receivable Quick Report from Quickbooks	X			N
Reconcile Payment Detail Report to Utility Billing Receivable Report & bank		X		N
Report Accounts Receivable discrepancies to the General Manager		X		N
Reconcile Customer Cash Payment Receivable Log with Cash Receipt Book and bank		X		N
Correct AR discrepancies and resubmit to the CO	X			N
Unsuccessful verification is reported to Board of Directors w/ explanation & remedy.			X	N
Bank Account:				
Ensure all monthly entries are entered into the accounting system	X			N
Forward bank statements to the CO by the 10th of the month	X			N
Reconcile bank accounts (checking, line of credit and investment accounts)		X		N
Report discrepancies to the General Manager		X		N
Unsuccessful verification is reported to Board of Directors w/ explanation & remedy.			X	N
Petty Cash:				
Petty Cash:				
Petty Cash balance does not exceed \$200	X			N
Petty Cash is secure, locked and accounted for	X			N
Maintain a log of all petty cash transactions and attach all related receipts	X			N
Petty cash entries shall be entered into the accounting program	X			N
Provide the CO with the month's petty cash log and receipts	X			N
Double verification of petty cash. Count petty cash.	X		X	N
Reconcile petty cash account		X		N
Report petty cash discrepancies to the General Manager		X		N
Unsuccessful verification is reported to Board of Directors w/ explanation & remedy.			X	N
Online Bank Transactions:				
All online banking transactions are to be reviewed for approval by the General Manager			X	N
If approved by the General Manager the Office Manager shall complete the transaction .	X			N
Online banking transactions are entered into the accounting program.	X			N

BUCKINGHAM PARK WATER DISTRICT

Financial Compliance & Reconciliation

Reconciliation Complete as of: Feb. 19, 2021



Certification: I hereby certify that the financial transactions and source documents for the reporting month have been reviewed and verified as correct to the best of my knowledge.

- Revenue / QB Journal Entry Verification
- Core Payment Detail Report for Month
- Quickbooks Utility Billing Receivable Report for Month
- Umpqua Bank - Checking #1586
- Umpqua Bank - Checking #6156
- Petty Cash Log w/ double custody balance verification as of month end w/ Receipts
- Laif Investment Statement
- Cash Payment Log w/ Cash Receipt Book Copies
and that the cash is deposited to Umpqua Bank.
- Credit Card Payment Log w/ Receipts
- 69811925 - Cal PIT & SDI Payment Verification
- 77653459 - Voluntary SDI Plan Payment Verification
- EDD Voluntary SDI Quarterly Report Forms DE9 & DE9C
- EDD PIT,SDI Quarterly Report Forms DE9 & DE9C

BUCKINGHAM PARK WATER DISTRICT
 INTERNAL CONTROLS
 COMPLIANCE REVIEW: ACCOUNTS RECEIVABLE

JANUARY 2021

Core AR Payment Detail		Quickbooks AR #200-30 Utility Billing Receivable	
250.00		\$	2,017.66
1,767.66		\$	465.56
219.25		\$	996.63
246.31		\$	1,980.28
300.00		\$	5,122.44
596.63		\$	2,498.54
250.29		\$	1,989.03
100.00		\$	2,337.97
1,729.99		\$	1,221.66
5,122.44		\$	1,505.93
2,498.54		\$	3,241.05
1,989.03		\$	832.68
2,237.97		\$	1,449.89
100.00		\$	16,484.99
1,221.66		\$	214.78
233.69		\$	3,396.00
1,272.24		\$	218.10
3,241.05		\$	4,764.66
650.75		\$	1,632.70
181.93			
1,077.87			
510.56			
15,974.43			
114.78			
3,296.00			
218.10			
113.47			
100.00			
100.00			
372.02			
4,400.13			
251.06			
2/1/2021	1,457.70		
2/1/2021	175.00		
<hr/>			
52,370.55			

52,370.55		52,370.55	0.00
52,370.55		Total Entered	Entries from prior period or to be re-coded

VARIANCES:

Cash Receipts NOT Deposited to Bank in Reporting Month: 0
 Cash Receipts NOT Entered to CORE in Reporting Month: 0
 Cash Receipts NOT Entered @ QB in Reporting Month: 0
 Notes to Variances: none

Nakia Siskett 2/19/2021

Verifying Signature

Date

BUCKINGHAM PARK WATER DISTRICT
INTERNAL CONTROLS
COMPLIANCE REVIEW: REVENUE JOURNAL ENTRY
JANUARY 2021

Acct #	Item	CORE Rept.	Quickbooks JE Entered	Differences / Adjustments
41110	Residential Water Use	14118.85	0	
	Correct Applied Payments	0		
	Previous Balance (usage adj)	0		
	Write Off	0		
	Misc Adj. to balance	-214.77		
	Property Tax Roll	0		
		<u>13904.08</u>	<u>13904.08</u>	0
41120	Commercial Water Use	65.99	65.99	0
42130	Standby	0	0	
42151	Res. Base Rate	32287.5	32287.5	0
42152	Comm. Base Rate	287	287	0
49810	Carrying Charge	600	600	0
49810	48HR Door Notices	0	0	0
498103	10 Day Shut Of Notice	0	0	0
498.15	Resumption of Svc Fee	0	0	0
49820	Application Processing Fee	600	600	0
49825	Lien Filing Fee	0	0	0
49830	Retd. Ck Fee	0	0	0
49835	Certified Mail Fee	0	0	0
49840	Emergency Reserve	0	0	0
498.45	CIP Reserve	10442	10442	0
498105	Standby Penalty	0	0	0
	Total Revenue for Journal Entry	<u>58186.57</u>	<u>58186.57</u>	0

3:02 PM

Buckingham Park Water District
Account QuickReport
 As of February 1, 2021

02/02/21

Accrual Basis

Type	Date	Name	Memo	Amount
200 · Accounts Receivable				
200-30 · Utility Billing Receivable				
Deposit	01/05/2021	Water Sales	CC Lot Date 01/05/21	-250.00
Deposit	01/05/2021	Water Sales	Lot Date 01/05/21	-1,767.66
Deposit	01/05/2021	Water Sales	CC Lot Date 01/05/20	-219.25
Deposit	01/06/2021	Water Sales	Lot Date 01/06/21	-246.31
Deposit	01/07/2021	Water Sales	CC Lot Date 01/07/20	-300.00
Deposit	01/07/2021	Water Sales	Lot Date 01/07/21	-596.63
Deposit	01/07/2021	Water Sales	CC Lot Date 01/07/20	-250.29
Deposit	01/08/2021	Water Sales	Cash Lot Date 01/07/21	-100.00
Deposit	01/08/2021	Water Sales	Lot Date 01/08/21	-1,729.99
Deposit	01/11/2021	Water Sales	Lot Date 01/11/21	-5,122.44
Deposit	01/12/2021	Water Sales	Lot Date 01/12/21	-2,498.54
Deposit	01/13/2021	Water Sales	Lot Date 01/13/21	-1,989.03
Deposit	01/14/2021	Water Sales	Lot Date 01/14/21	-2,237.97
Deposit	01/15/2021	Water Sales	Cash Lot Date 01/14/21	-100.00
Deposit	01/15/2021	Water Sales	Lot Date 01/15/21	-1,221.66
Deposit	01/18/2021	Water Sales	CC Lot Date 01/18/21	-233.69
Deposit	01/18/2021	Water Sales	Lot Date 01/18/21	-1,272.24
Deposit	01/19/2021	Water Sales	Lot Date 01/19/21	-3,241.05
Deposit	01/20/2021	Water Sales	Lot Date 01/20/21	-650.75
Deposit	01/20/2021	Water Sales	CC Lot Date 01/20/21	-181.93
Deposit	01/21/2021	Water Sales	Lot Date 01/21/21	-1,077.87
Deposit	01/22/2021	Water Sales	Lot Date 01/22/21	-510.56
Deposit	01/25/2021	Water Sales	APS Lot Date	-15,974.43
Deposit	01/25/2021	Water Sales	CC Lot Date 01/25/21	-114.78
Deposit	01/26/2021	Water Sales	Lot Date 01/26/21	-3,296.00
Deposit	01/28/2021	Water Sales	CC Lot Date 01/28/21	-218.10
Deposit	01/29/2021	Water Sales	CC Lot Dae 01/29/21	-113.47
Deposit	01/29/2021	Water Sales	Cash Lot Date 01/26/21	-100.00
Deposit	01/29/2021	Water Sales	Cash Lot Date 01/25/21	-100.00
Deposit	01/29/2021	Water Sales	Cash Lot Date 01/21/21	-372.02
Deposit	01/29/2021	Water Sales	Lot Date 01/29/21	-4,400.13
Deposit	01/29/2021	Water Sales	Lot Date 1/29/21	-251.06
General Jo...	01/31/2021	Water Sales	January 2021	58,186.57
Deposit	02/01/2021	Water Sales	Lot Date 02/01/21	-1,457.70
Deposit	02/01/2021	Water Sales	CC Lot Date 02/01/21	-175.00
Total 200-30 · Utility Billing Receivable				5,816.02
Total 200 · Accounts Receivable				5,816.02
TOTAL				5,816.02

0.006+

58,186.57 +
 5,816.02 -
 52,370.55G+

7:58 AM

02/05/21

Accrual Basis

Buckingham Park Water District
Account QuickReport
As of January 31, 2021

Type	Date	Num	Name	Memo	Split	Amount	Balance
200 · Accounts Receivable							708.65
200-20 · Delinquent Accounts Receivable							708.65
Total 200-20 · Delinquent Accounts Receivable							708.65
Total 200 · Accounts Receivable							708.65
TOTAL							708.65

BUCKINGHAM PARK WATER DISTRICT

INTERNAL CONTROLS

COMPLIANCE REVIEW: CASH PAYMENTS

JANUARY 2021

CASH RECEIVABLE			BANK		QUICKBOOKS		CORE	
Date	Receipt #	Receipt \$ Verif.	Bank Receipt Verif. \$	Differences +/-	\$ Recorded @ Acctg Program	Differences +/-	\$ Posted to Customer Account	Differences +/-
1/7/2021	2738	100	100	0	100	0	100	0
1/14/2021	2739	100	100	0	100	0	100	0
1/21/2021	2741	372.02	372.02	0	372.02	0	372.02	0
1/25/2021	2742	100	100	0	100	0	100	0
1/26/2021	2743	100	100	0	100	0	100	0

772.02	0	772.02	0	772.02	0
--------	---	--------	---	--------	---

VARIANCES:

Cash Receipts NOT Deposited to Bank in Reporting Month: 0
 Cash Receipts NOT Entered to CORE in Reporting Month: 0
 Cash Receipts NOT Entered @ QB: 0
 Notes to Variances: none

Nabia Sookett 2/19/2021

Verifying Signature

Date

BUCKINGHAM PARK WATER DISTRICT
INTERNAL CONTROLS
COMPLIANCE REVIEW: CREDIT CARD PAYMENTS

JANUARY 2021

CREDIT CARD PAYMENT		BANK		QUICKBOOKS		CORE	
Date	CC Paid \$	Bank Receipt Verif. \$	Differences +/-	\$ Recorded @ Acctg Program	Differences +/-	\$ Posted to Customer Account	Differences +/-
1/4/2021	31.75	31.75	0	31.75	0	31.75	0
1/5/2021	250	250	0	250	0	250	0
1/5/2021	219.25	219.25	0	219.25	0	219.25	0
1/7/2021	300	300	0	300	0	300	0
1/7/2021	250.29	250.29	0	250.29	0	250.29	0
1/18/2021	233.69	233.69	0	233.69	0	233.69	0
1/20/2021	181.93	181.93	0	181.93	0	181.93	0
1/25/2021	114.78	114.78	0	114.78	0	114.78	0
1/28/2021	218.1		-218.1	218.1	0	218.1	0
1/29/2021	113.47		-113.47	113.47	0	113.47	0

1913.26	1581.69	-331.57	1913.26	0	1913.26	0
---------	---------	---------	---------	---	---------	---

VARIANCES:

CC NOT Posted to Bank in Reporting Month: -331.57
CC NOT Entered to CORE in Reporting Month: 0
CC NOT Entered @ QB: 0

Notes to Variances: The two transactions not posted in the reporting month were posted to customer accounts accordingly and will be represented in the bank statement for Feb 2021. Quickbooks transactions have been entered in Jan.

Nakia Lockett 2/19/2020

Verifying Signature

Date

Administration Task Manager

Month: Jan-21

Daily Tasks	1	2	3	4	5	6	7	8	9	10	11	12	13	14	15
Customer Service:															
AM:															
Check voicemails & Return Calls															
Prepare any necessary work orders															
Check emails and reply as needed															
PM:															
Check voicemails & Return Calls															
Check emails and reply as needed															
Check Mail															
Financial & Accounting:															
Enter daily customer payments to CORE Utilities															
-Reconcile Core Payment Receipt to adding machine tape.															
Daily deposit to Umpqua Bank via check scanner															
-Print 2 bank receipts; file one w/ checks and one w/ CORE Payment Receipt															
Property Transfers															
Escrow Water Demand Forms															
Filing															
Other:															
Comments:															
Bi-Weekly Tasks	1	2	3	4	5	6	7	8	9	10	11	12	13	14	15
Every Other Tuesday / Date:															
Participate in staff meetings															
Payroll:															
Verify and calculate timecards															
Timecards to GM for review & approval															
Enter timecard info into QuickBooks & print checks															
Enter Direct Deposit Transactions															
Pay Payroll Taxes (Both EDD accounts & IRS #941)															
Provide GM w/ AP, PR, & Liab w/ the P&L MTD & YTD															
GM to Approve & Initial Tax Payments															
Pay Employee Ira Contributions															
Comments:															
Every Other Wednesday / Date:															
Accounts Payable:															
Invoices to GM for review & approval															
Pay Invoices															
Schedule Check Signing w/ Board Member(s)															
Mail payments															
Comments:															
Every Other Friday / Date:															
Provide Employees w/ paychecks															
Comments:															
Other:															
Comments:															

Administration Task Manager

Month: **Jan-21**

Monthly Tasks	1	2	3	4	5	6	7	8	9	10	11	12	13	14	15
1st of month:															
Apply Carrying Charges				a											
Print billing reports and review for accuracy				a											
1st of month print & mail bills (due no later than 5th)				a											
Print AR Detail Report immediately after bills are printed				a											
Order Office Supplies				a											
Print New Petty Cash Log and Cash Payment Log				a											
Pre-Reconcile: CORE payments entered into QB				a											
-(Utility Billing AR Quick Report & CORE Posted Payment Detail Rept															
Petty Cash - Double Verif. (GM) Req'd/Internal Controls				a											
Print Customer Credit Card Payment Log				a											
Prepare Meeting minutes from last meeting				a											
Journal Entries w/ GM:															
JE Revenue @ Core Rev Rept to QuickBooks				a											
Verify / post JE Accumulated Depreciation				a											
Verify / post JE Workers Comp Insurance Expense				a											
Verify / post JE Liability Insurance Expense				a											
Verify / post JE Chemical Expense				a											
5th of month:															
Previous Mo Closeout Reports to GM (see submittal checklist)															
From CORE Utility Billing:	1	2	3	4	5	6	7	8	9	10	11	12	13	14	15
Export monthly usage to shared drive					a										
Print Installment Plan Report (exclude \$0)					a										
New Customer Report					a										
Print Adjustment Report					a										
Print Revenue Rept @ Core (Rev by Code)					a										
From Quickbooks:															
Print overtime report					a										
Print Utility Billing AR Quick Report & Delinq AR for month					a										
Print / Verify Financial Statements:															
P&L Budget vs. Actual for reporting month & Export to Excel					a										
P&L Budget vs. Actual for fiscal year to date -mo end & Export to Excel					a										
Balance Sheet for fiscal year to date - mo end					a										
Statement of Cash Flows for reporting month					a										
Statement of Cash Flows for fiscal year to date - mo end					a										
Email Board for Agenda Items (Deadline 2nd Monday)					a										
Comments:															
10th of month:															
CORE - Print Delinquency Report													a		
Print & Mail 10-Day Reminder Notices @ Non Payment													a		
Prepare OM report & Board packet													a		
Email Financial Month End Submittals (See list)													a		
Comments:															
Other:															
Comments:															

Administration Task Manager

Month: **Jan-21**

Quarterly Tasks															
Quarterly Payroll Tax Report Request to GM															
EDD Voluntary SDI Quarterly Report Forms DE9 & DE9C															
EDD PIT,SDI Quarterly Report Forms DE9 & DE9C															
IRS Form 941															
Other:															
Comments:															

Daily Tasks	16	17	18	19	20	21	22	23	24	25	26	27	28	29	30	31
Customer Service:																
AM:																
Check voicemails & Return Calls																
Prepare any necessary work orders																
Check emails and reply as needed																
PM:																
Check voicemails & Return Calls																
Check emails and reply as needed																
Check Mail																
Financial & Accounting:																
Enter daily customer payments to CORE Utilities																
-Reconcile Core Payment Receipt to adding machine tape.																
Daily deposit to Umpqua Bank via check scanner																
-Print 2 bank receipts; file one w/ checks and one w/ CORE Payment Receipt																
Property Transfers																
Escrow Water Demand Forms																
Filing																
Other:																
Comments:																

Bi-Weekly Tasks	16	17	18	19	20	21	22	23	24	25	26	27	28	29	30	31
Every Other Tuesday / Date:																
Participate in staff meetings																
Payroll:																
Verify and calculate timecards																
Timecards to GM for review & approval																
Enter timecard info into QuickBooks & print checks																
Enter Direct Deposit Transactions																
Pay Payroll Taxes (Both EDD accounts & IRS #941)																
Provide GM w/ AP, PR, & Liab w/ the P&L MTD & YTD																
GM to Approve & Initial Tax Payments																
Pay Employee Ira Contributions																
Comments:																
Every Other Wednesday / Date:																
Accounts Payable:																
Invoices to GM for review & approval																
Pay Invoices																
Schedule Check Signing w/ Board Member(s)																
Mail payments																
Comments:																
Every Other Friday / Date:																
Provide Employees w/ paychecks																
Comments:																

Administration Task Manager

Month: **Jan-21**

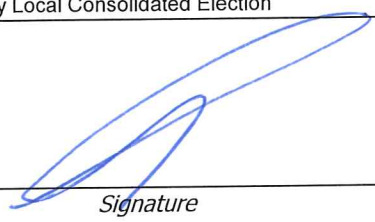
Monthly Tasks	16	17	18	19	20	21	22	23	24	25	26	27	28	29	30	31
20th of month:																
Post Agenda (Posted Thursday Before Monday's Meeting 72 hrs)					X	SD										
Board Meeting Participation (4th Monday of every month)					X	SD										
Enter Labor Statistics Online					X	SD										
25th of month:																
Process Customer Automatic Payments																
Prepare 48 HR Shut Off Notices for Operations																
48-Hr Door Hangers for Non Payments																
Comments:																
Month End Tasks	16	17	18	19	20	21	22	23	24	25	26	27	28	29	30	31
Payroll Liabilities:																
End of month: / Date: _____																
Enter ACH for medical, dental and vision																
Billing:																
End of month:																
Last Week of Month: / Date: _____																
Print meter read sheets for Operations (around 28th)																
Enter meter reads into CORE																
Last Business Day of Month: / Date: _____																
CORE: Print Water Quality Service Orders for mo.> Operations																

Administration Task Manager


Month: **Jan-21**

Completion Dates for Monthly Tasks

Annual Tasks												
January												
31st: Last Day for W2's to District Employees												
31st: Submit W3's W2's to State												
31st: Last Day for 1099's to Contractors												
31st: Submit 1099s to State												
March												
31st: Renewal for Workers Comp Insurance												
31st: Renewal for Liability & Property Insurance												
April												
30th: Govt. Compensation Report to S.C.O.												
May												
15th: Credit delinq Standby for Prop Tax Roll Collection												
15th: Prepare Standby Billing for July Bill to Customers												
June												
1st: Standby Billing to Customers												
July												
17th: County Elections Candidate Filing First Day												
25th: County Elections Duedate for Resol. Consolidate												
August												
10th: County Elections Candidate Filing Last Day												
11th: County Elections Candidate Filing Last Day												
25th: Direct Charges (Tax Roll) Due to County												
October												
15th: Financial Transaction Report to S.C.O.												
November												
TBD: County Local Consolidated Election												



Signature



Date

My signature certifies that that the aforementioned tasks have been completed and verified to the best of my knowledge & capabilities. Furthermore, I understand that any misrepresentation of these tasks & reports may alter the the Buckingham Park Water District's financial statements.

Adjustments Detail Report

From: 1/5/2021

To: 2/2/2021

These Adjustments Have Been Posted to the Customer's Balance:

These Adjustments Haven't Been Billed.

Implement Date	Account Number	Account Status	Revenue	Amount	User	Comment
1/22/2021	156111602	KILL	CORR	\$218.36	LORI	was in escrow but fell through s/b ap
Total Number of Adjustments =			1	Total =	\$218.36	

These Adjustments Have Been Billed.

Implement Date	Account Number	Account Status	Revenue	Amount	User	Comment
1/6/2021	134102902	ACTIVE	PF	\$150.00	LORI	
1/7/2021	131102601	ACTIVE	CORR	\$106.69	LORI	Cust paid 2 bills w/1 chk. 106.69 sb 8
1/22/2021	156111603	OFF AND BILLED	CORR	(\$218.36)	LORI	Payment applied to wrong acct.
1/26/2021	156111604	ACTIVE	PF	\$150.00	LORI	
2/1/2021	120101501	ACTIVE	LC1	\$15.00	CORE	Shut Off
2/1/2021	110100701	ACTIVE	LC1	\$15.00	CORE	Shut Off
2/1/2021	114115701	ACTIVE	LC1	\$15.00	CORE	Shut Off
2/1/2021	121116401	ACTIVE	LC1	\$15.00	CORE	Shut Off
2/1/2021	123101801	ACTIVE	LC1	\$15.00	CORE	Shut Off
2/1/2021	124116701	ACTIVE	LC1	\$15.00	CORE	Shut Off
2/1/2021	139103401	ACTIVE	LC1	\$15.00	CORE	Shut Off
2/1/2021	1296002	ACTIVE	LC1	\$15.00	CORE	Shut Off
2/1/2021	172112802	ACTIVE	LC1	\$15.00	CORE	Shut Off
2/1/2021	146118903	ACTIVE	LC1	\$15.00	CORE	Shut Off
2/1/2021	17110202	ACTIVE	LC1	\$15.00	CORE	Shut Off
2/1/2021	113101103	ACTIVE	LC1	\$15.00	CORE	Shut Off
2/1/2021	114109401	ACTIVE	LC1	\$15.00	CORE	Shut Off
Total Number of Adjustments =			17	Total =	\$383.33	

Total Number of Adjustments = 18 Total = \$601.69

Total Number of Adjustments for Group:1 = 18 Total = \$601.69

These Adjustments Have Been Posted to the Customer's Balance:

These Adjustments Have Been Billed.

Implement Date	Account Number	Account Status	Revenue	Amount	User	Comment
1/5/2021	27228305	ACTIVE	PF	\$150.00	LORI	
1/5/2021	21226202	ACTIVE	PF	\$150.00	LORI	
1/7/2021	8229802	ACTIVE	CORR	(\$106.69)	LORI	Cust paid 2 bills w/1 chk, corrected fr
1/7/2021	8229802	ACTIVE	LC1	(\$15.00)	LORI	Should not be charged mis-applied p
1/20/2021	32238901	ACTIVE	LC1	(\$15.00)	LORI	
2/1/2021	9221501	ACTIVE	LC1	\$15.00	CORE	Shut Off
2/1/2021	6235901	ACTIVE	LC1	\$15.00	CORE	Shut Off

2/1/2021	4241401	ACTIVE	LC1	\$15.00	CORE	Shut Off
2/1/2021	1241701	ACTIVE	LC1	\$15.00	CORE	Shut Off
2/1/2021	1236401	ACTIVE	LC1	\$15.00	CORE	Shut Off
2/1/2021	1784503	ACTIVE	LC1	\$15.00	CORE	Shut Off
2/1/2021	36238501	ACTIVE	LC1	\$15.00	CORE	Shut Off
2/1/2021	41238002	ACTIVE	LC1	\$15.00	CORE	Shut Off
2/1/2021	8227803	ACTIVE	LC1	\$15.00	CORE	Shut Off
2/1/2021	31225202	ACTIVE	LC1	\$15.00	CORE	Shut Off
2/1/2021	29225403	ACTIVE	LC1	\$15.00	CORE	Shut Off
2/1/2021	29228102	ACTIVE	LC1	\$15.00	CORE	Shut Off
2/1/2021	65222103	ACTIVE	LC1	\$15.00	CORE	Shut Off
2/1/2021	10240802	ACTIVE	LC1	\$15.00	CORE	Shut Off
2/1/2021	26233902	ACTIVE	LC1	\$15.00	CORE	Shut Off
2/1/2021	10227101	ACTIVE	LC1	\$15.00	CORE	Shut Off
2/1/2021	7229902	ACTIVE	LC1	\$15.00	CORE	Shut Off
2/1/2021	20824201	ACTIVE	LC1	\$15.00	CORE	Shut Off
2/1/2021	83220504	ACTIVE	LC1	\$15.00	CORE	Shut Off
2/1/2021	64222302	ACTIVE	LC1	\$15.00	CORE	Shut Off
2/1/2021	85220301	ACTIVE	LC1	\$15.00	CORE	Shut Off
2/1/2021	51223501	ACTIVE	LC1	\$15.00	CORE	Shut Off
2/1/2021	39224501	ACTIVE	LC1	\$15.00	CORE	Shut Off
2/1/2021	24239404	ACTIVE	LC1	\$15.00	CORE	Shut Off
2/1/2021	45211502	ACTIVE	LC1	\$15.00	CORE	Shut Off

Total Number of Adjustments =	30	Total =	\$538.31
-------------------------------	----	---------	----------

Total Number of Adjustments =	30	Total =	\$538.31
-------------------------------	----	---------	----------

Total Number of Adjustments for Group: 2 =	30	Total =	\$538.31
---	-----------	----------------	-----------------

Total Number of Adjustments for Area: 1 =	48	Total =	\$1,140.00
--	-----------	----------------	-------------------

Total Number of Adjustments for All Areas: =	48	Total =	\$1,140.00
---	-----------	----------------	-------------------

Revenue Report by Revenue Code

From: 1/5/2021

To: 2/1/2021

*Adj 68
Total = \$214.77*

GLAccount	Revenue	Description	Count	Posted Amount	GL Total
	CORR	Correct Applied Payment	4	\$0.00	
					\$0.00
41110	INST	INSTALLMENT PLAN	1	(\$100.00)	
41110	WTR	Residential Water Use	439	(\$14,018.85)	
					(\$14,118.85)
41120	CWTR	Commercial Water Use	5	(\$65.99)	
			<i>71.75</i>		<i>13,904.08</i>
					(\$65.99)
42151	BASE	Residential Base Rate	450	(\$32,170.31)	
			<i>71.75</i>		<i>32,287.50</i>
					(\$32,170.31)
42152	CBASE	Commercial Base Rate	4	(\$287.00)	
			<i>150-</i>		(\$287.00)
49820	PF	APPLICATION PROCESSI	4	(\$600.00)	
			<i>0</i>		(\$600.00)
49840	IMP	Emergency Reserve (\$7.00)	454	\$0.00	
			<i>23.00</i>		\$0.00
49845	CAPA	CIP Reserve Fee	454	(\$10,404.42)	
			<i>15.00</i>		<i>10,442</i>
					(\$10,404.42)
498101	AB-LC1	CARRYING CHARGE	38	(\$570.00)	
498101	LC1	CARRYING CHARGE	2	\$30.00	
					<i>600-</i>
					(\$540.00)
Total -- GL Offset ():				\$58,186.57	

*Adj 5
117.19*

*Adj
\$37.58*

*Adj
\$60-*

From: 1/5/2021

To: 2/1/2021

Report Total:

\$58,186.57

```

0.00G+
13,904.08 +
  65.99 +
32,287.50 +
  287.00 +
  600.00 +
10,442.00 +
  600.00 +
58,186.57G+
    
```

10:34 AM
02/01/21
Accrual Basis

**Buckingham Park Water District
General Journal Transaction
January 31, 2021**

Num	Name	Memo	Account	Class	Debit	Credit
46968	Water Sales	January 2021	200-30 · Utility Billin...		58,186.57	
	Water Sales	January 2021	411.10 · Residential			13,904.08
	Water Sales	January 2021	411.20 · Commercial			65.99
	Water Sales	January 2021	421.51 · Residential ...			32,287.50
	Water Sales	January 2021	421.52 · Business B...			287.00
	Water Sales	January 2021	Carrying Charges			600.00
	Water Sales	January 2021	498.30 · Returned C...		0.00	
	Water Sales	January 2021	498.20 · Application ...			600.00
	Water Sales	January 2021	498.40 · Emergency...		0.00	
	Water Sales	January 2021	1110 · Retained Ear...		0.00	
	Water Sales	January 2021	Emergency Reserve...		0.00	
	Water Sales	January 2021	498.45 · CIP Reserve			10,442.00
	Water Sales	January 2021	1110 · Retained Ear...		10,442.00	
	Water Sales	January 2021	Capital Improvemen...			10,442.00
					68,628.57	68,628.57
TOTAL					68,628.57	68,628.57

7:58 AM

02/05/21

Buckingham Park Water District
Payroll Summary
 January 2021

	Ahimsah O Wonderwheel			Alan Mitchell			Lori A Gonzalez			William A Rae			TOTAL		
	Hours	Rate	Jan 21	Hours	Rate	Jan 21	Hours	Rate	Jan 21	Hours	Rate	Jan 21	Hours	Rate	Jan 21
Employee Wages, Taxes and Adjustments															
Gross Pay															
Overtime - Admin & General	1.25	50.40	63.00			0.00	1	31.91	31.92			0.00	2.25		94.92
Overtime - Transmission & Dist			0.00			0.00			0.00	1	31.43	31.43	1.00		31.43
Overtime - Water Treatment			0.00	2	61.22	122.45			0.00	1.75	31.43	55.00	3.75		177.45
Total Gross Pay	1.25		63.00	2		122.45	1		31.92	2.75		86.43	7.00		303.80
Adjusted Gross Pay	1.25		63.00	2		122.45	1		31.92	2.75		86.43	7.00		303.80
Net Pay	1.25		63.00	2		122.45	1		31.92	2.75		86.43	7.00		303.80
Employer Taxes and Contributions			0.00			0.00			0.00			0.00			0.00

7:59 AM
02/05/21
Accrual Basis

Buckingham Park Water District

Profit & Loss Budget vs. Actual
January 2021

	Jan 21	Budget	\$ Over Bud...	% of Budget
Ordinary Income/Expense				
Income				
411.00 · WATER SALES				
411.10 · Residential	13,904.08	6,431.00	7,473.08	216.2%
411.20 · Commercial	65.99	500.00	-434.01	13.2%
Total 411.00 · WATER SALES	13,970.07	6,931.00	7,039.07	201.6%
421.00 · WATER SERVICES				
421.50 · Other				
421.51 · Residential Base Rate	32,287.50	33,360.17	-1,072.67	96.8%
421.52 · Business Base Rate	287.00	445.58	-158.58	64.4%
Total 421.50 · Other	32,574.50	33,805.75	-1,231.25	96.4%
Total 421.00 · WATER SERVICES	32,574.50	33,805.75	-1,231.25	96.4%
Total Income	46,544.57	40,736.75	5,807.82	114.3%
Gross Profit	46,544.57	40,736.75	5,807.82	114.3%
Expense				
ADMINISTRATIVE & GENERAL				
561.00 · Salaries				
561.10 · Wages	7,615.36	8,481.85	-866.49	89.8%
561.20 · Paid Time Off	81.62	1,076.77	-995.15	7.6%
561.25 · Sick Pay	0.00	625.92	-625.92	0.0%
561.30 · Holiday Pay	4,116.32	938.90	3,177.42	438.4%
561.35 · Bereavement	0.00	156.50	-156.50	0.0%
561.40 · Admin& General O.T. Wages	94.92	418.31	-323.39	22.7%
561.45 · Standby Stipend	840.00	930.00	-90.00	90.3%
561.50 · Call Back Pay	62.86	142.54	-79.68	44.1%
Total 561.00 · Salaries	12,811.08	12,770.79	40.29	100.3%
562.00 · OFFICE SUPPLIES & OTHER EXPENSE				
562.10 · PG&E/Utilities	496.34	171.67	324.67	289.1%
562.15 · Telephone	0.00	200.00	-200.00	0.0%
562.20 · Internet	129.95	133.92	-3.97	97.0%
562.25 · Cell Phone	63.58	111.58	-48.00	57.0%
562.30 · Pest Control	0.00	85.83	-85.83	0.0%
562.40 · Garbage	0.00	42.92	-42.92	0.0%
562.45 · Alarm	0.00	34.33	-34.33	0.0%
562.50 · Postage	300.00	257.50	42.50	116.5%
562.55 · Office Supplies	0.00	257.50	-257.50	0.0%
562.60 · Copy Equipment & Supplies	394.03	374.25	19.78	105.3%
562.65 · Office Equipment	0.00	17.17	-17.17	0.0%
562.70 · Dues,Subscriptions, Memberships	314.29	326.17	-11.88	96.4%
562.75 · Lien Filing & Recording Fees	14.00	4.33	9.67	323.3%
562.80 · Software License and Support	100.00	197.42	-97.42	50.7%
562.85 · Bank Service Charges	0.00	291.83	-291.83	0.0%
Total 562.00 · OFFICE SUPPLIES & OTHER EXPENSE	1,812.19	2,506.42	-694.23	72.3%
563.00 · CONTRACTUAL SERVICES				
563.10 · Auditor	0.00	554.50	-554.50	0.0%
563.20 · County Counsel	0.00	171.67	-171.67	0.0%
563.40 · LAFCO	0.00	115.92	-115.92	0.0%
563.50 · County of Lake Collection Svcs	0.00	107.33	-107.33	0.0%
Total 563.00 · CONTRACTUAL SERVICES	0.00	949.42	-949.42	0.0%
564.00 · PROPERTY INS.,INJURIES& DAMAGES				
564.10 · Liability Insurance	1,065.52	1,376.50	-310.98	77.4%
Total 564.00 · PROPERTY INS.,INJURIES& DAMAGES	1,065.52	1,376.50	-310.98	77.4%
565.00 · EMPLOYEES RETIREMENT & BENEFITS				
565.10 · PERS Medical	2,681.10	2,515.00	166.10	106.6%
565.20 · PERS/ Pension/ Retirement	497.03	2,575.00	-2,077.97	19.3%

7:59 AM
02/05/21
Accrual Basis

Buckingham Park Water District

Profit & Loss Budget vs. Actual
January 2021

	Jan 21	Budget	\$ Over Bud...	% of Budget
565.30 · Payroll Taxes				
565.31 · FICA (Federal Ins.Contribution)	1,556.22	2,376.92	-820.70	65.5%
565.32 · SUI (State Unemployment Ins)	1,261.25	180.83	1,080.42	697.5%
Total 565.30 · Payroll Taxes	2,817.47	2,557.75	259.72	110.2%
565.40 · Workers Comp Insurance	635.48	588.67	46.81	108.0%
Total 565.00 · EMPLOYEES RETIREMENT & BENEFITS	6,631.08	8,236.42	-1,605.34	80.5%
568.00 · MAINTENANCE - GENERAL PLANT				
568.10 · Supplies	30.23	128.75	-98.52	23.5%
Total 568.00 · MAINTENANCE - GENERAL PLANT	30.23	128.75	-98.52	23.5%
569.00 · OTHER				
569.10 · Employee Uniforms	0.00	25.75	-25.75	0.0%
569.20 · Seminar/Training Registration	0.00	42.92	-42.92	0.0%
569.30 · Training-lodging,meals& mileage	0.00	51.50	-51.50	0.0%
569.40 · Mileage Expense	0.00	8.58	-8.58	0.0%
569.45 · Outside Services	28.50	83.33	-54.83	34.2%
Total 569.00 · OTHER	28.50	212.08	-183.58	13.4%
Total ADMINISTRATIVE & GENERAL	22,378.60	26,180.38	-3,801.78	85.5%
CUSTOMER ACCOUNTS				
551.00 · SUPERVISION,METER READING&OTHER				
551.10 · Wages	167.60	331.08	-163.48	50.6%
Total 551.00 · SUPERVISION,METER READING&OTHER	167.60	331.08	-163.48	50.6%
Total CUSTOMER ACCOUNTS	167.60	331.08	-163.48	50.6%
PUMPING				
521.00 · SUPERVISION, LABOR & EXPENSE				
521.10 · Wages	0.00	22.08	-22.08	0.0%
521.20 · PG&E / Electricity	2,748.51	1,502.08	1,246.43	183.0%
Total 521.00 · SUPERVISION, LABOR & EXPENSE	2,748.51	1,524.16	1,224.35	180.3%
522.00 · MAINTENANCE,STRUCTURES & IMPROV				
522.20 · Supplies	0.00	8.58	-8.58	0.0%
Total 522.00 · MAINTENANCE,STRUCTURES & IMPROV	0.00	8.58	-8.58	0.0%
Total PUMPING	2,748.51	1,532.74	1,215.77	179.3%
SOURCE OF SUPPLY				
511.00 · SUPERVISION, LABOR & EXPENSES				
511.10 · Wages	0.00	22.08	-22.08	0.0%
511.20 · PG&E / Electricity	1,003.43	515.00	488.43	194.8%
512.40 · Testing	0.00	458.33	-458.33	0.0%
Total 511.00 · SUPERVISION, LABOR & EXPENSES	1,003.43	995.41	8.02	100.8%
512.00 · MAINTENANCE/STRUCTURES & IMPROV				
512.20 · Supplies	63.25	8.58	54.67	737.2%
Total 512.00 · MAINTENANCE/STRUCTURES & IMPROV	63.25	8.58	54.67	737.2%
Total SOURCE OF SUPPLY	1,066.68	1,003.99	62.69	106.2%
TRANSMISSION & DISTRIBUTION				
541.00 · SUPERVISION, LABOR & EXPENSES				
541.10 · Wages	1,935.40	1,578.23	357.17	122.6%
541.20 · PG&E / Electricity	526.67	429.17	97.50	122.7%
541.40 · Safety & Security	75.06	42.92	32.14	174.9%
541.50 · State Water Board Licensing	0.00	128.75	-128.75	0.0%
541.60 · Mileage Expense	130.00	206.00	-76.00	63.1%
541.70 · Testing	105.00	231.75	-126.75	45.3%

7:59 AM
02/05/21
Accrual Basis

Buckingham Park Water District

Profit & Loss Budget vs. Actual
January 2021

	Jan 21	Budget	\$ Over Bud...	% of Budget
541.75 · Propane	0.00	17.17	-17.17	0.0%
Total 541.00 · SUPERVISION, LABOR & EXPENSES	2,772.13	2,633.99	138.14	105.2%
542.00 · MAINTENANCE,STRUCTURES & IMPROV				
542.10 · Outside Services	0.00	42.92	-42.92	0.0%
542.20 · Supplies	158.16	17.17	140.99	921.1%
542.30 · Tools	0.00	154.50	-154.50	0.0%
542.40 · Equipment Rental	0.00	25.75	-25.75	0.0%
Total 542.00 · MAINTENANCE,STRUCTURES & IMPROV	158.16	240.34	-82.18	65.8%
Total TRANSMISSION & DISTRIBUTION	2,930.29	2,874.33	55.96	101.9%
WATER TREATMENT				
531.00 · SUPERVISION, LABOR & EXPENSE				
531.10 · Wages	5,428.48	6,511.54	-1,083.06	83.4%
531.15 · PG&E / Electricity	523.54	257.50	266.04	203.3%
531.20 · Chemicals-PreChlor Sodium Hypo	215.53	394.83	-179.30	54.6%
531.25 · Chemicals-PostChlor Sodium Hypo	184.62	171.67	12.95	107.5%
531.30 · Chemicals - Coagulent	504.00	858.33	-354.33	58.7%
531.35 · Chemicals - Coagulent Aid	0.00	51.50	-51.50	0.0%
531.40 · Testing - Lab	55.00	188.83	-133.83	29.1%
531.45 · In Plant Test	0.00	171.67	-171.67	0.0%
531.55 · State Water Board Licensing	0.00	128.75	-128.75	0.0%
531.60 · CUPA Permit & other permits	0.00	111.58	-111.58	0.0%
531.70 · Alarm	0.00	25.75	-25.75	0.0%
531.75 · Propane	0.00	17.17	-17.17	0.0%
Total 531.00 · SUPERVISION, LABOR & EXPENSE	6,911.17	8,889.12	-1,977.95	77.7%
532.00 · MAINTENANCE,STRUCTURES & IMPROV				
532.10 · Outside Services	0.00	42.92	-42.92	0.0%
532.20 · Supplies	0.00	128.75	-128.75	0.0%
532.30 · Tools	0.00	51.50	-51.50	0.0%
532.40 · Equipment Rental	1,700.00	85.83	1,614.17	1,980.7%
Total 532.00 · MAINTENANCE,STRUCTURES & IMPROV	1,700.00	309.00	1,391.00	550.2%
Total WATER TREATMENT	8,611.17	9,198.12	-586.95	93.6%
Total Expense	37,902.85	41,120.64	-3,217.79	92.2%
Net Ordinary Income	8,641.72	-383.89	9,025.61	-2,251.1%
Other Income/Expense				
Other Income				
NON-OPERATING REVENUE				
492.00 · INTEREST REVENUE				
492.20 · Bank/Investment Interest Receiv	0.00	416.67	-416.67	0.0%
Total 492.00 · INTEREST REVENUE	0.00	416.67	-416.67	0.0%
498.00 · OTHER NON-OPERATING REVENUES				
498.10 · LATE FEES & PENALTIES				
Carrying Charges	600.00			
Total 498.10 · LATE FEES & PENALTIES	600.00			
498.20 · Application Processing Fee	600.00			
498.45 · CIP Reserve	10,442.00	10,847.75	-405.75	96.3%
Total 498.00 · OTHER NON-OPERATING REVENUES	11,642.00	10,847.75	794.25	107.3%
Total NON-OPERATING REVENUE	11,642.00	11,264.42	377.58	103.4%
Total Other Income	11,642.00	11,264.42	377.58	103.4%
Other Expense				
590.00 · CAPITAL EXPENSES & MAJOR MAINT				
590.10 · SMALL CAPITAL PROJECTS	115.00			

7:59 AM
02/05/21
Accrual Basis

Buckingham Park Water District
Profit & Loss Budget vs. Actual
January 2021

	Jan 21	Budget	\$ Over Bud...	% of Budget
590.00 · CAPITAL EXPENSES & MAJOR MAINT - Other	-170.00			
Total 590.00 · CAPITAL EXPENSES & MAJOR MAINT	-55.00			
Total Other Expense	-55.00			
Net Other Income	11,697.00	11,264.42	432.58	103.8%
Net Income	20,338.72	10,880.53	9,458.19	186.9%

Buckingham Park Water District
Profit & Loss Budget vs. Actual
January 2021

REVENUE LESS THAN 100%

VARIANCES/NOTES

EXPENSES GREATER THAN 125%

	<u>Jan 21</u>	<u>Budget</u>	<u>\$ Over Budget</u>	<u>% of Budget</u>
Ordinary Income/Expense				
Income				
411.00 · WATER SALES				
411.10 · Residential	13,904.08	6,431.00	7,473.08	216.2%
411.20 · Commercial	65.99	500.00	-434.01	13.2%
Total 411.00 · WATER SALES	13,970.07	6,931.00	7,039.07	201.56%
421.00 · WATER SERVICES				
421.50 · Other				
421.51 · Residential Base Rate	32,287.50	33,360.17	-1,072.67	96.79%
421.52 · Business Base Rate	287.00	445.58	-158.58	64.41%
Total 421.50 · Other	32,574.50	33,805.75	-1,231.25	96.36%
Total 421.00 · WATER SERVICES	32,574.50	33,805.75	-1,231.25	96.36%
Total Income	46,544.57	40,736.75	5,807.82	114.26%
Gross Profit	46,544.57	40,736.75	5,807.82	114.26%
Expense				
ADMINISTRATIVE & GENERAL				
561.00 · Salaries				
561.10 · Wages	7,615.36	8,481.85	-866.49	89.78%
561.20 · Paid Time Off	81.62	1,076.77	-995.15	7.58%
561.25 · Sick Pay	0.00	625.92	-625.92	0.0%
561.30 · Holiday Pay	4,116.32	938.90	3,177.42	438.42%
561.35 · Bereavement	0.00	156.50	-156.50	0.0%
561.40 · Admin & General O.T. Wages	94.92	418.31	-323.39	22.69%
561.45 · Standby Stipend	840.00	930.00	-90.00	90.32%
561.50 · Call Back Pay	62.86	142.54	-79.68	44.1%
Total 561.00 · Salaries	12,811.08	12,770.79	40.29	100.32%
562.00 · OFFICE SUPPLIES & OTHER EXPENSE				
562.10 · PG&E/Utilities	496.34	171.67	324.67	289.12%
562.15 · Telephone	0.00	200.00	-200.00	0.0%
562.20 · Internet	129.95	133.92	-3.97	97.04%
562.25 · Cell Phone	63.58	111.58	-48.00	56.98%
562.30 · Pest Control	0.00	85.83	-85.83	0.0%
562.40 · Garbage	0.00	42.92	-42.92	0.0%

Budget Numbers off

OK

Budget Numbers off

Ok Alan took Holiday

OK Two pmnts in one one month

Buckingham Park Water District
Profit & Loss Budget vs. Actual
January 2021

REVENUE LESS THAN 100%

VARIANCES/NOTES

EXPENSES GREATER THAN 125%

	Jan 21	Budget	\$ Over Budget	% of Budget	
562.45 · Alarm	0.00	34.33	-34.33	0.0%	
562.50 · Postage	300.00	257.50	42.50	116.51%	
562.55 · Office Supplies	0.00	257.50	-257.50	0.0%	
562.60 · Copy Equipment & Supplies	394.03	374.25	19.78	105.29%	
562.65 · Office Equipment	0.00	17.17	-17.17	0.0%	
562.70 · Dues,Subscriptions, Memberships	314.29	326.17	-11.88	96.36%	
562.75 · Lien Filing & Recording Fees	14.00	4.33	9.67	323.33%	OK
562.80 · Software License and Support	100.00	197.42	-97.42	50.65%	
562.85 · Bank Service Charges	0.00	291.83	-291.83	0.0%	
Total 562.00 · OFFICE SUPPLIES & OTHER EXPENSE	1,812.19	2,506.42	-694.23	72.3%	
563.00 · CONTRACTUAL SERVICES					
563.10 · Auditor	0.00	554.50	-554.50	0.0%	
563.20 · County Counsel	0.00	171.67	-171.67	0.0%	
563.40 · LAFCO	0.00	115.92	-115.92	0.0%	
563.50 · County of Lake Collection Svcs	0.00	107.33	-107.33	0.0%	
Total 563.00 · CONTRACTUAL SERVICES	0.00	949.42	-949.42	0.0%	
564.00 · PROPERTY INS.,INJURIES& DAMAGES					
564.10 · Liability Insurance	1,065.52	1,376.50	-310.98	77.41%	
Total 564.00 · PROPERTY INS.,INJURIES& DAMAGES	1,065.52	1,376.50	-310.98	77.41%	
565.00 · EMPLOYEES RETIREMENT & BENEFITS					
565.10 · PERS Medical	2,681.10	2,515.00	166.10	106.6%	
565.20 · PERS/ Pension/ Retirement	497.03	2,575.00	-2,077.97	19.3%	
565.30 · Payroll Taxes					
565.31 · FICA (Federal Ins.Contribution)	1,556.22	2,376.92	-820.70	65.47%	
565.32 · SUI (State Unemployment Ins)	1,261.25	180.83	1,080.42	697.48%	Monthly Budget Number off
Total 565.30 · Payroll Taxes	2,817.47	2,557.75	259.72	110.15%	
565.40 · Workers Comp Insurance	635.48	588.67	46.81	107.95%	
Total 565.00 · EMPLOYEES RETIREMENT & BENEFITS	6,631.08	8,236.42	-1,605.34	80.51%	
568.00 · MAINTENANCE - GENERAL PLANT					
568.10 · Supplies	30.23	128.75	-98.52	23.48%	
Total 568.00 · MAINTENANCE - GENERAL PLANT	30.23	128.75	-98.52	23.48%	
569.00 · OTHER					
569.10 · Employee Uniforms	0.00	25.75	-25.75	0.0%	

Buckingham Park Water District
Profit & Loss Budget vs. Actual
January 2021

REVENUE LESS THAN 100%

VARIANCES/NOTES

EXPENSES GREATER THAN 125%

	Jan 21	Budget	\$ Over Budget	% of Budget	
569.20 · Seminar/Training Registration	0.00	42.92	-42.92	0.0%	
569.30 · Training-lodging,meals& mileage	0.00	51.50	-51.50	0.0%	
569.40 · Mileage Expense	0.00	8.58	-8.58	0.0%	
569.45 · Outside Services	28.50	83.33	-54.83	34.2%	
Total 569.00 · OTHER	28.50	212.08	-183.58	13.44%	
Total ADMINISTRATIVE & GENERAL	22,378.60	26,180.38	-3,801.78	85.48%	
CUSTOMER ACCOUNTS					
551.00 · SUPERVISION,METER READING&OTHER					
551.10 · Wages	167.60	331.08	-163.48	50.62%	
Total 551.00 · SUPERVISION,METER READING&OTHER	167.60	331.08	-163.48	50.62%	
Total CUSTOMER ACCOUNTS	167.60	331.08	-163.48	50.62%	
PUMPING					
521.00 · SUPERVISION, LABOR & EXPENSE					
521.10 · Wages	0.00	22.08	-22.08	0.0%	
521.20 · PG&E / Electricity	2,748.51	1,502.08	1,246.43	182.98%	Two pmnts in month
Total 521.00 · SUPERVISION, LABOR & EXPENSE	2,748.51	1,524.16	1,224.35	180.33%	
522.00 · MAINTENANCE,STRUCTURES & IMPROV					
522.20 · Supplies	0.00	8.58	-8.58	0.0%	
Total 522.00 · MAINTENANCE,STRUCTURES & IMPROV	0.00	8.58	-8.58	0.0%	
Total PUMPING	2,748.51	1,532.74	1,215.77	179.32%	
SOURCE OF SUPPLY					
511.00 · SUPERVISION, LABOR & EXPENSES					
511.10 · Wages	0.00	22.08	-22.08	0.0%	
511.20 · PG&E / Electricity	1,003.43	515.00	488.43	194.84%	Two pmnts in month
512.40 · Testing	0.00	458.33	-458.33	0.0%	
Total 511.00 · SUPERVISION, LABOR & EXPENSES	1,003.43	995.41	8.02	100.81%	
512.00 · MAINTENANCE/STRUCTURES & IMPROV					
512.20 · Supplies	63.25	8.58	54.67	737.18%	Cleaning supplies for plant
Total 512.00 · MAINTENANCE/STRUCTURES & IMPROV	63.25	8.58	54.67	737.18%	
Total SOURCE OF SUPPLY	1,066.68	1,003.99	62.69	106.24%	
TRANSMISSION & DISTRIBUTION					
541.00 · SUPERVISION, LABOR & EXPENSES					
541.10 · Wages	1,935.40	1,578.23	357.17	122.63%	

Buckingham Park Water District

Profit & Loss Budget vs. Actual

January 2021

REVENUE LESS THAN 100%

EXPENSES GREATER THAN 125%

VARIANCES/NOTES

	Jan 21	Budget	\$ Over Budget	% of Budget	
541.20 · PG&E / Electricity	526.67	429.17	97.50	122.72%	
541.40 · Safety & Security	75.06	42.92	32.14	174.88%	plant motion light repair
541.50 · State Water Board Licensing	0.00	128.75	-128.75	0.0%	
541.60 · Mileage Expense	130.00	206.00	-76.00	63.11%	
541.70 · Testing	105.00	231.75	-126.75	45.31%	
541.75 · Propane	0.00	17.17	-17.17	0.0%	
Total 541.00 · SUPERVISION, LABOR & EXPENSES	2,772.13	2,633.99	138.14	105.25%	
542.00 · MAINTENANCE,STRUCTURES & IMPROV					
542.10 · Outside Services	0.00	42.92	-42.92	0.0%	
542.20 · Supplies	158.16	17.17	140.99	921.14%	Parts for motion light
542.30 · Tools	0.00	154.50	-154.50	0.0%	
542.40 · Equipment Rental	0.00	25.75	-25.75	0.0%	
Total 542.00 · MAINTENANCE,STRUCTURES & IMPROV	158.16	240.34	-82.18	65.81%	
Total TRANSMISSION & DISTRIBUTION	2,930.29	2,874.33	55.96	101.95%	
WATER TREATMENT					
531.00 · SUPERVISION, LABOR & EXPENSE					
531.10 · Wages	5,428.48	6,511.54	-1,083.06	83.37%	
531.15 · PG&E / Electricity	523.54	257.50	266.04	203.32%	Two pmnts in month
531.20 · Chemicals-PreChlor Sodium Hypo	215.53	394.83	-179.30	54.59%	
531.25 · Chemicals-PostChlor Sodium Hypo	184.62	171.67	12.95	107.54%	
531.30 · Chemicals - Coaglutent	504.00	858.33	-354.33	58.72%	
531.35 · Chemicals - Coagulent Aid	0.00	51.50	-51.50	0.0%	
531.40 · Testing - Lab	55.00	188.83	-133.83	29.13%	
531.45 · In Plant Test	0.00	171.67	-171.67	0.0%	
531.55 · State Water Board Licensing	0.00	128.75	-128.75	0.0%	
531.60 · CUPA Permit & other permits	0.00	111.58	-111.58	0.0%	
531.70 · Alarm	0.00	25.75	-25.75	0.0%	
531.75 · Propane	0.00	17.17	-17.17	0.0%	
Total 531.00 · SUPERVISION, LABOR & EXPENSE	6,911.17	8,889.12	-1,977.95	77.75%	
532.00 · MAINTENANCE,STRUCTURES & IMPROV					
532.10 · Outside Services	0.00	42.92	-42.92	0.0%	
532.20 · Supplies	0.00	128.75	-128.75	0.0%	
532.30 · Tools	0.00	51.50	-51.50	0.0%	

Buckingham Park Water District

Profit & Loss Budget vs. Actual

January 2021

REVENUE LESS THAN 100%

VARIANCES/NOTES

EXPENSES GREATER THAN 125%

	Jan 21	Budget	\$ Over Budget	% of Budget	
532.40 · Equipment Rental	1,700.00	85.83	1,614.17	1,980.66%	Drying bed clean out
Total 532.00 · MAINTENANCE,STRUCTURES & IMPROV	1,700.00	309.00	1,391.00	550.16%	
Total WATER TREATMENT	8,611.17	9,198.12	-586.95	93.62%	
Total Expense	37,902.85	41,120.64	-3,217.79	92.18%	
Net Ordinary Income	8,641.72	-383.89	9,025.61	-2,251.09%	
Other Income/Expense					
Other Income					
NON-OPERATING REVENUE					
492.00 · INTEREST REVENUE					
492.20 · Bank/Investment Interest Receiv	0.00	416.67	-416.67	0.0%	OK
Total 492.00 · INTEREST REVENUE	0.00	416.67	-416.67	0.0%	
498.00 · OTHER NON-OPERATING REVENUES					
498.10 · LATE FEES & PENALTIES					
Carrying Charges	600.00				
Total 498.10 · LATE FEES & PENALTIES	600.00				
498.20 · Application Processing Fee	600.00				
498.45 · CIP Reserve	10,442.00	10,847.75	-405.75	96.26%	OK
Total 498.00 · OTHER NON-OPERATING REVENUES	11,642.00	10,847.75	794.25	107.32%	
Total NON-OPERATING REVENUE	11,642.00	11,264.42	377.58	103.35%	
Total Other Income	11,642.00	11,264.42	377.58	103.35%	
Other Expense					
590.00 · CAPITAL EXPENSES & MAJOR MAINT					
590.10 · SMALL CAPITAL PROJECTS	115.00				
590.00 · CAPITAL EXPENSES & MAJOR MAINT - Other	-170.00				
Total 590.00 · CAPITAL EXPENSES & MAJOR MAINT	-55.00				
Total Other Expense	-55.00				
Net Other Income	11,697.00	11,264.42	432.58	103.84%	
Net Income	20,338.72	10,880.53	9,458.19	186.93%	

11:58 AM
02/18/21
Accrual Basis

Buckingham Park Water District
Transaction Detail By Account
January 2021

Type	Date	Num	Name	Memo	Amount
411.00 · WATER SALES					
411.20 · Commercial					
General Journal	01/31/2021	46968	Water Sales	January 2021	65.99
Total 411.20 · Commercial					65.99
Total 411.00 · WATER SALES					65.99
TOTAL					65.99

11:58 AM

02/18/21

Accrual Basis

Buckingham Park Water District
Transaction Detail By Account
 January 2021

Type	Date	Num	Name	Memo	Amount
421.00 · WATER SERVICES					
421.50 · Other					
421.51 · Residential Base Rate					
General Journal	01/31/2021	46968	Water Sales	January 2021	32,287.50
Total 421.51 · Residential Base Rate					32,287.50
Total 421.50 · Other					32,287.50
Total 421.00 · WATER SERVICES					32,287.50
TOTAL					32,287.50

11:59 AM

02/18/21

Accrual Basis

Buckingham Park Water District
Transaction Detail By Account
 January 2021

Type	Date	Num	Name	Memo	Amount
421.00 · WATER SERVICES					
421.50 · Other					
421.52 · Business Base Rate					
General Journal	01/31/2021	46968	Water Sales	January 2021	287.00
Total 421.52 · Business Base Rate					287.00
Total 421.50 · Other					287.00
Total 421.00 · WATER SERVICES					287.00
TOTAL					287.00

11:59 AM

02/18/21

Accrual Basis

Buckingham Park Water District
Transaction Detail By Account
 January 2021

Type	Date	Num	Name	Memo	Amount
ADMINISTRATIVE & GENERAL					
561.00 · Salaries					
561.30 · Holiday Pay					
Paycheck	01/08/2021	2418	Ahimsah O Wonder...		806.40
Paycheck	01/08/2021	2419	Alan Mitchell		1,958.88
Paycheck	01/08/2021	2420	Lori A Gonzalez		680.64
Paycheck	01/08/2021	2421	William A Rae		502.80
Paycheck	01/22/2021	2436	William A Rae		167.60
Total 561.30 · Holiday Pay					4,116.32
Total 561.00 · Salaries					4,116.32
Total ADMINISTRATIVE & GENERAL					4,116.32
TOTAL					4,116.32

12:00 PM

02/18/21

Accrual Basis

**Buckingham Park Water District
Transaction Detail By Account
January 2021**

Type	Date	Num	Name	Memo	Amount
ADMINISTRATIVE & GENERAL					
562.00 · OFFICE SUPPLIES & OTHER EXPENSE					
562.10 · PG&E/Utilities					
Check	01/04/2021	ACH	PG&E	Plant Office Power	43.66
Check	01/04/2021	ACH	PG&E	Main Office Power	96.93
Check	01/07/2021	ACH	PG&E		105.23
Check	01/21/2021	ACH	PG&E	Plant Office Power	43.56
Check	01/21/2021	ACH	PG&E	Office Power	206.96
Total 562.10 · PG&E/Utilities					496.34
Total 562.00 · OFFICE SUPPLIES & OTHER EXPENSE					496.34
Total ADMINISTRATIVE & GENERAL					496.34
TOTAL					496.34

12:01 PM

02/18/21

Accrual Basis

Buckingham Park Water District
Transaction Detail By Account
January 2021

<u>Type</u>	<u>Date</u>	<u>Num</u>	<u>Name</u>	<u>Memo</u>	<u>Amount</u>
ADMINISTRATIVE & GENERAL					
562.00 · OFFICE SUPPLIES & OTHER EXPENSE					
562.75 · Lien Filing & Recording Fees					
Check	01/19/2021	ACH	County of Lake	Lien Release	14.00
Total 562.75 · Lien Filing & Recording Fees					14.00
Total 562.00 · OFFICE SUPPLIES & OTHER EXPENSE					14.00
Total ADMINISTRATIVE & GENERAL					14.00
TOTAL					14.00

12:01 PM

02/18/21

Accrual Basis

**Buckingham Park Water District
Transaction Detail By Account
January 2021**

Type	Date	Num	Name	Split	Amount
ADMINISTRATIVE & GENERAL					
565.00 · EMPLOYEES RETIREMENT & BENEFITS					
565.30 · Payroll Taxes					
565.32 · SUI (State Unemployment Ins)					
Paycheck	01/08/2021	2418	Ahimsah O Wonder...	115 · Umpqua ...	117.44
Paycheck	01/08/2021	2418	Ahimsah O Wonder...	115 · Umpqua ...	50.00
Paycheck	01/08/2021	2419	Alan Mitchell	115 · Umpqua ...	51.56
Paycheck	01/08/2021	2419	Alan Mitchell	115 · Umpqua ...	30.36
Paycheck	01/08/2021	2419	Alan Mitchell	115 · Umpqua ...	121.45
Paycheck	01/08/2021	2419	Alan Mitchell	115 · Umpqua ...	7.44
Paycheck	01/08/2021	2420	Lori A Gonzalez	115 · Umpqua ...	64.29
Paycheck	01/08/2021	2420	Lori A Gonzalez	115 · Umpqua ...	42.20
Paycheck	01/08/2021	2421	William A Rae	115 · Umpqua ...	51.80
Paycheck	01/08/2021	2421	William A Rae	115 · Umpqua ...	25.33
Paycheck	01/08/2021	2421	William A Rae	115 · Umpqua ...	31.17
Paycheck	01/08/2021	2421	William A Rae	115 · Umpqua ...	10.39
Paycheck	01/08/2021	2421	William A Rae	115 · Umpqua ...	18.60
Paycheck	01/22/2021	2432	Ahimsah O Wonder...	115 · Umpqua ...	168.74
Paycheck	01/22/2021	2433	Alan Mitchell	115 · Umpqua ...	179.96
Paycheck	01/22/2021	2433	Alan Mitchell	115 · Umpqua ...	24.04
Paycheck	01/22/2021	2433	Alan Mitchell	115 · Umpqua ...	5.06
Paycheck	01/22/2021	2433	Alan Mitchell	115 · Umpqua ...	13.02
Paycheck	01/22/2021	2434	Lori A Gonzalez	115 · Umpqua ...	106.49
Paycheck	01/22/2021	2435	Nakia D Foscett	115 · Umpqua ...	21.08
Paycheck	01/22/2021	2436	William A Rae	115 · Umpqua ...	53.25
Paycheck	01/22/2021	2436	William A Rae	115 · Umpqua ...	40.27
Paycheck	01/22/2021	2436	William A Rae	115 · Umpqua ...	3.90
Paycheck	01/22/2021	2436	William A Rae	115 · Umpqua ...	10.39
Paycheck	01/22/2021	2436	William A Rae	115 · Umpqua ...	13.02
Total 565.32 · SUI (State Unemployment Ins)					1,261.25
Total 565.30 · Payroll Taxes					1,261.25
Total 565.00 · EMPLOYEES RETIREMENT & BENEFITS					1,261.25
Total ADMINISTRATIVE & GENERAL					1,261.25
TOTAL					1,261.25

12:02 PM

02/18/21

Accrual Basis

Buckingham Park Water District
Transaction Detail By Account
 January 2021

Type	Date	Num	Name	Memo	Amount
PUMPING					
521.00 · SUPERVISION, LABOR & EXPENSE					
521.20 · PG&E / Electricity					
Check	01/04/2021	ACH	PG&E	Pumping Power	1,375.93
Check	01/21/2021	ACH	PG&E	Pumping Power	1,372.58
Total 521.20 · PG&E / Electricity					2,748.51
Total 521.00 · SUPERVISION, LABOR & EXPENSE					2,748.51
Total PUMPING					2,748.51
TOTAL					2,748.51

12:02 PM

02/18/21

Accrual Basis

Buckingham Park Water District
Transaction Detail By Account
 January 2021

Type	Date	Num	Name	Memo	Amount
SOURCE OF SUPPLY					
511.00 · SUPERVISION, LABOR & EXPENSES					
511.20 · PG&E / Electricity					
Check	01/04/2021	ACH	PG&E	Intake Power	502.33
Check	01/21/2021	ACH	PG&E	Intake Power	501.10
Total 511.20 · PG&E / Electricity					1,003.43
Total 511.00 · SUPERVISION, LABOR & EXPENSES					1,003.43
Total SOURCE OF SUPPLY					1,003.43
TOTAL					1,003.43

12:03 PM
02/18/21
Accrual Basis

Buckingham Park Water District
Transaction Detail By Account
January 2021

<u>Type</u>	<u>Date</u>	<u>Num</u>	<u>Name</u>	<u>Memo</u>	<u>Amount</u>
SOURCE OF SUPPLY					
512.00 · MAINTENANCE/STRUCTURES & IMPROV					
512.20 · Supplies					
Bill	01/04/2021	13451...	Quill	Plant Supplies	63.25
Total 512.20 · Supplies					63.25
Total 512.00 · MAINTENANCE/STRUCTURES & IMPROV					63.25
Total SOURCE OF SUPPLY					63.25
TOTAL					63.25

12:04 PM

02/18/21

Accrual Basis

Buckingham Park Water District
Transaction Detail By Account
January 2021

Type	Date	Num	Name	Memo	Amount
TRANSMISSION & DISTRIBUTION					
541.00 · SUPERVISION, LABOR & EXPENSES					
541.40 · Safety & Security					
Bill	01/15/2021	12711...	Kelseyville Lumber	Motion Light for outback	75.06
Total 541.40 · Safety & Security					75.06
Total 541.00 · SUPERVISION, LABOR & EXPENSES					75.06
Total TRANSMISSION & DISTRIBUTION					75.06
TOTAL					75.06

12:04 PM
 02/18/21
 Accrual Basis

Buckingham Park Water District
Transaction Detail By Account
 January 2021

Type	Date	Num	Name	Memo	Amount
TRANSMISSION & DISTRIBUTION					
542.00 · MAINTENANCE,STRUCTURES & IMPROV					
542.20 · Supplies					
Bill	01/05/2021	12683...	Kelseyville Lumber	PO #2329	31.72
Bill	01/06/2021	12685...	Kelseyville Lumber	PO #2330	35.38
Bill	01/07/2021	56195...	Mendo Mill Home C...	PO #2331	91.06
Total 542.20 · Supplies					158.16
Total 542.00 · MAINTENANCE,STRUCTURES & IMPROV					158.16
Total TRANSMISSION & DISTRIBUTION					158.16
TOTAL					158.16

12:04 PM
 02/18/21
 Accrual Basis

**Buckingham Park Water District
 Transaction Detail By Account
 January 2021**

Type	Date	Num	Name	Memo	Amount
WATER TREATMENT					
531.00 · SUPERVISION, LABOR & EXPENSE					
531.15 · PG&E / Electricity					
Check	01/04/2021	ACH	PG&E	Water Plant Power	262.09
Check	01/21/2021	ACH	PG&E	Water Plant Power	261.45
Total 531.15 · PG&E / Electricity					523.54
Total 531.00 · SUPERVISION, LABOR & EXPENSE					523.54
Total WATER TREATMENT					523.54
TOTAL					523.54

12:05 PM
02/18/21
Accrual Basis

Buckingham Park Water District
Transaction Detail By Account
January 2021

<u>Type</u>	<u>Date</u>	<u>Num</u>	<u>Name</u>	<u>Memo</u>	<u>Amount</u>
WATER TREATMENT					
532.00 · MAINTENANCE,STRUCTURES & IMPROV					
532.40 · Equipment Rental					
Bill	01/14/2021		Terri Lujan	Cleaning out drying beds	1,700.00
Total 532.40 · Equipment Rental					1,700.00
Total 532.00 · MAINTENANCE,STRUCTURES & IMPROV					1,700.00
Total WATER TREATMENT					1,700.00
TOTAL					<u>1,700.00</u>

12:06 PM
02/18/21
Accrual Basis

Buckingham Park Water District
Transaction Detail By Account
January 2021

Type	Date	Num	Name	Memo	Class	Clr	Split	Amount	Balance
TOTAL									0.00

12:06 PM
 02/18/21
 Accrual Basis

**Buckingham Park Water District
 Transaction Detail By Account
 January 2021**

Type	Date	Num	Name	Memo	Amount
NON-OPERATING REVENUE					
498.00 · OTHER NON-OPERATING REVENUES					
498.45 · CIP Reserve					
General Journal	01/31/2021	46968	Water Sales	January 2021	10,442.00
Total 498.45 · CIP Reserve					<u>10,442.00</u>
Total 498.00 · OTHER NON-OPERATING REVENUES					<u>10,442.00</u>
Total NON-OPERATING REVENUE					<u>10,442.00</u>
TOTAL					<u><u>10,442.00</u></u>

8:01 AM
02/05/21
Accrual Basis

Buckingham Park Water District
Profit & Loss Budget vs. Actual
July 2020 through January 2021

	Jul '20 - Jan...	Budget	\$ Over Bud...	% of Budget
Ordinary Income/Expense				
Income				
411.00 · WATER SALES				
411.10 · Residential	151,575.22	105,242.00	46,333.22	144.0%
411.20 · Commercial	857.35	3,500.00	-2,642.65	24.5%
411.00 · WATER SALES - Other	-362.85	0.00	-362.85	100.0%
Total 411.00 · WATER SALES	152,069.72	108,742.00	43,327.72	139.8%
421.00 · WATER SERVICES				
421.30 · Standby or Availability Charges	6,360.00	6,270.00	90.00	101.4%
421.50 · Other				
421.51 · Residential Base Rate	227,088.75	233,521.19	-6,432.44	97.2%
421.52 · Business Base Rate	2,009.00	3,119.06	-1,110.06	64.4%
Total 421.50 · Other	229,097.75	236,640.25	-7,542.50	96.8%
Total 421.00 · WATER SERVICES	235,457.75	242,910.25	-7,452.50	96.9%
Total Income	387,527.47	351,652.25	35,875.22	110.2%
Gross Profit	387,527.47	351,652.25	35,875.22	110.2%
Expense				
ADMINISTRATIVE & GENERAL				
561.00 · Salaries				
561.10 · Wages	58,437.98	67,854.79	-9,416.81	86.1%
561.20 · Paid Time Off	9,258.48	8,614.15	644.33	107.5%
561.25 · Sick Pay	1,947.18	5,007.36	-3,060.18	38.9%
561.30 · Holiday Pay	7,634.48	6,572.30	1,062.18	116.2%
561.35 · Bereavement	340.32	1,095.50	-755.18	31.1%
561.40 · Admin & General O.T. Wages	1,970.93	3,346.47	-1,375.54	58.9%
561.45 · Standby Stipend	6,300.00	6,450.00	-150.00	97.7%
561.50 · Call Back Pay	1,264.96	1,140.32	124.64	110.9%
Total 561.00 · Salaries	87,154.33	100,080.89	-12,926.56	87.1%
562.00 · OFFICE SUPPLIES & OTHER EXPENSE				
562.10 · PG&E/Utilities	1,865.24	1,201.69	663.55	155.2%
562.15 · Telephone	937.32	1,400.00	-462.68	67.0%
562.20 · Internet	909.65	937.44	-27.79	97.0%
562.25 · Cell Phone	519.96	781.06	-261.10	66.6%
562.30 · Pest Control	556.53	600.81	-44.28	92.6%
562.40 · Garbage	259.19	300.44	-41.25	86.3%
562.45 · Alarm	192.00	240.31	-48.31	79.9%
562.50 · Postage	2,095.15	1,802.50	292.65	116.2%
562.55 · Office Supplies	1,536.64	1,802.50	-265.86	85.3%
562.60 · Copy Equipment & Supplies	3,061.22	2,619.75	441.47	116.9%
562.65 · Office Equipment	90.06	120.19	-30.13	74.9%
562.70 · Dues, Subscriptions, Memberships	5,493.00	2,283.19	3,209.81	240.6%
562.75 · Lien Filing & Recording Fees	42.00	30.31	11.69	138.6%
562.80 · Software License and Support	100.00	1,381.94	-1,281.94	7.2%
562.85 · Bank Service Charges	1,884.04	2,042.81	-158.77	92.2%
Total 562.00 · OFFICE SUPPLIES & OTHER EXPENSE	19,542.00	17,544.94	1,997.06	111.4%
563.00 · CONTRACTUAL SERVICES				
563.10 · Auditor	0.00	3,881.50	-3,881.50	0.0%
563.20 · County Counsel	0.00	1,201.69	-1,201.69	0.0%
563.40 · LAFCO	0.00	811.44	-811.44	0.0%
563.50 · County of Lake Collection Svcs	0.00	751.31	-751.31	0.0%
Total 563.00 · CONTRACTUAL SERVICES	0.00	6,645.94	-6,645.94	0.0%
564.00 · PROPERTY INS., INJURIES & DAMAGES				
564.10 · Liability Insurance	7,458.64	9,635.50	-2,176.86	77.4%
Total 564.00 · PROPERTY INS., INJURIES & DAMAGES	7,458.64	9,635.50	-2,176.86	77.4%
565.00 · EMPLOYEES RETIREMENT & BENEFITS				

8:01 AM
02/05/21
Accrual Basis

Buckingham Park Water District

Profit & Loss Budget vs. Actual
July 2020 through January 2021

	Jul '20 - Jan...	Budget	\$ Over Bud...	% of Budget
565.10 · PERS Medical	18,392.51	17,605.00	787.51	104.5%
565.20 · PERS/ Pension/ Retirement	3,755.11	18,025.00	-14,269.89	20.8%
565.30 · Payroll Taxes				
565.31 · FICA (Federal Ins.Contribution)	11,598.12	19,015.36	-7,417.24	61.0%
565.32 · SUI (State Unemployment Ins)	1,831.65	1,265.81	565.84	144.7%
565.30 · Payroll Taxes - Other	330.40	0.00	330.40	100.0%
Total 565.30 · Payroll Taxes	13,760.17	20,281.17	-6,521.00	67.8%
565.40 · Workers Comp Insurance	5,496.33	4,120.69	1,375.64	133.4%
Total 565.00 · EMPLOYEES RETIREMENT & BENEFITS	41,404.12	60,031.86	-18,627.74	69.0%
568.00 · MAINTENANCE - GENERAL PLANT				
568.10 · Supplies	467.57	901.25	-433.68	51.9%
Total 568.00 · MAINTENANCE - GENERAL PLANT	467.57	901.25	-433.68	51.9%
569.00 · OTHER				
569.10 · Employee Uniforms	479.22	180.25	298.97	265.9%
569.20 · Seminar/Training Registration	0.00	300.42	-300.42	0.0%
569.30 · Training-lodging,meals& mileage	0.00	360.50	-360.50	0.0%
569.40 · Mileage Expense	61.48	60.06	1.42	102.4%
569.45 · Outside Services	1,342.37	583.31	759.06	230.1%
Total 569.00 · OTHER	1,883.07	1,484.54	398.53	126.8%
Total ADMINISTRATIVE & GENERAL	157,909.73	196,324.92	-38,415.19	80.4%
CUSTOMER ACCOUNTS				
551.00 · SUPERVISION,METER READING&OTHER				
551.10 · Wages	2,913.75	2,648.64	265.11	110.0%
Total 551.00 · SUPERVISION,METER READING&OTHER	2,913.75	2,648.64	265.11	110.0%
Total CUSTOMER ACCOUNTS	2,913.75	2,648.64	265.11	110.0%
PUMPING				
521.00 · SUPERVISION, LABOR & EXPENSE				
521.10 · Wages	0.00	176.64	-176.64	0.0%
521.20 · PG&E / Electricity	13,458.31	10,514.56	2,943.75	128.0%
Total 521.00 · SUPERVISION, LABOR & EXPENSE	13,458.31	10,691.20	2,767.11	125.9%
522.00 · MAINTENANCE,STRUCTURES & IMPROV				
522.10 · Outside Services	852.74			
522.20 · Supplies	0.00	60.06	-60.06	0.0%
Total 522.00 · MAINTENANCE,STRUCTURES & IMPROV	852.74	60.06	792.68	1,419.8%
Total PUMPING	14,311.05	10,751.26	3,559.79	133.1%
SOURCE OF SUPPLY				
511.00 · SUPERVISION, LABOR & EXPENSES				
511.10 · Wages	0.00	176.64	-176.64	0.0%
511.20 · PG&E / Electricity	5,181.38	3,605.00	1,576.38	143.7%
512.40 · Testing	2,598.00	3,208.31	-610.31	81.0%
Total 511.00 · SUPERVISION, LABOR & EXPENSES	7,779.38	6,989.95	789.43	111.3%
512.00 · MAINTENANCE/STRUCTURES & IMPROV				
512.20 · Supplies	63.25	60.06	3.19	105.3%
Total 512.00 · MAINTENANCE/STRUCTURES & IMPROV	63.25	60.06	3.19	105.3%
Total SOURCE OF SUPPLY	7,842.63	7,050.01	792.62	111.2%
TRANSMISSION & DISTRIBUTION				
541.00 · SUPERVISION, LABOR & EXPENSES				
541.10 · Wages	17,223.37	12,625.85	4,597.52	136.4%
541.20 · PG&E / Electricity	1,547.35	3,004.19	-1,456.84	51.5%
541.40 · Safety & Security	637.13	300.44	336.69	212.1%

8:01 AM
02/05/21
Accrual Basis

Buckingham Park Water District

Profit & Loss Budget vs. Actual

July 2020 through January 2021

	Jul '20 - Jan...	Budget	\$ Over Bud...	% of Budget
541.50 · State Water Board Licensing	1,508.10	901.25	606.85	167.3%
541.60 · Mileage Expense	972.76	1,442.00	-469.24	67.5%
541.70 · Testing	1,736.13	1,622.25	113.88	107.0%
541.75 · Propane	-1,539.88	120.19	-1,660.07	-1,281.2%
Total 541.00 · SUPERVISION, LABOR & EXPENSES	22,084.96	20,016.17	2,068.79	110.3%
542.00 · MAINTENANCE, STRUCTURES & IMPROV				
542.50 · Maintenance Projects	10,823.76	0.00	10,823.76	100.0%
542.10 · Outside Services	693.37	300.44	392.93	230.8%
542.20 · Supplies	4,418.36	120.19	4,298.17	3,676.1%
542.30 · Tools	485.72	1,081.50	-595.78	44.9%
542.40 · Equipment Rental	908.44	180.25	728.19	504.0%
542.00 · MAINTENANCE, STRUCTURES & IMPROV - Other	1,075.00			
Total 542.00 · MAINTENANCE, STRUCTURES & IMPROV	18,404.65	1,682.38	16,722.27	1,094.0%
Total TRANSMISSION & DISTRIBUTION	40,489.61	21,698.55	18,791.06	186.6%
WATER TREATMENT				
531.00 · SUPERVISION, LABOR & EXPENSE				
531.10 · Wages	44,259.22	52,092.32	-7,833.10	85.0%
531.15 · PG&E / Electricity	2,563.50	1,802.50	761.00	142.2%
531.20 · Chemicals-PreChlor Sodium Hypo	1,971.10	2,763.81	-792.71	71.3%
531.25 · Chemicals-PostChlor Sodium Hypo	2,254.84	1,201.69	1,053.15	187.6%
531.30 · Chemicals - Coagulant	5,775.13	6,008.31	-233.18	96.1%
531.35 · Chemicals - Coagulant Aid	271.42	360.50	-89.08	75.3%
531.40 · Testing - Lab	2,055.00	1,321.81	733.19	155.5%
531.45 · In Plant Test	668.99	1,201.69	-532.70	55.7%
531.55 · State Water Board Licensing	1,598.10	901.25	696.85	177.3%
531.60 · CUPA Permit & other permits	1,692.00	781.06	910.94	216.6%
531.70 · Alarm	213.50	180.25	33.25	118.4%
531.75 · Propane	0.00	120.19	-120.19	0.0%
Total 531.00 · SUPERVISION, LABOR & EXPENSE	63,322.80	68,735.38	-5,412.58	92.1%
532.00 · MAINTENANCE, STRUCTURES & IMPROV				
532.10 · Outside Services	323.77	300.44	23.33	107.8%
532.20 · Supplies	1,714.18	901.25	812.93	190.2%
532.30 · Tools	430.57	360.50	70.07	119.4%
532.40 · Equipment Rental	2,150.00	600.81	1,549.19	357.9%
Total 532.00 · MAINTENANCE, STRUCTURES & IMPROV	4,618.52	2,163.00	2,455.52	213.5%
Total WATER TREATMENT	67,941.32	70,898.38	-2,957.06	95.8%
Total Expense	291,408.09	309,371.76	-17,963.67	94.2%
Net Ordinary Income	96,119.38	42,280.49	53,838.89	227.3%
Other Income/Expense				
Other Income				
NON-OPERATING REVENUE				
492.00 · INTEREST REVENUE				
492.20 · Bank/Investment Interest Receiv	4,820.35	2,916.69	1,903.66	165.3%
492.00 · INTEREST REVENUE - Other	1.63	0.00	1.63	100.0%
Total 492.00 · INTEREST REVENUE	4,821.98	2,916.69	1,905.29	165.3%
498.00 · OTHER NON-OPERATING REVENUES				
498.10 · LATE FEES & PENALTIES				
10 Day Notice (\$3.00)	3.00			
Carrying Charges	1,050.00	0.00	1,050.00	100.0%
Standby Late Penalty	16.83	0.00	16.83	100.0%
Total 498.10 · LATE FEES & PENALTIES	1,069.83	0.00	1,069.83	100.0%
498.15 · Resumption of Service Fee	500.00	0.00	500.00	100.0%
498.20 · Application Processing Fee	5,550.00	0.00	5,550.00	100.0%
498.25 · Liens	600.00	0.00	600.00	100.0%

8:01 AM
02/05/21
Accrual Basis

Buckingham Park Water District

Profit & Loss Budget vs. Actual
July 2020 through January 2021

	Jul '20 - Jan...	Budget	\$ Over Bud...	% of Budget
498.30 · Returned Check Charge	70.00	0.00	70.00	100.0%
498.35 · Certified/Registered Mail Fee	35.00	0.00	35.00	100.0%
498.45 · CIP Reserve	73,439.00	75,934.25	-2,495.25	96.7%
498.50 · Copy Charges	-10.00			
Total 498.00 · OTHER NON-OPERATING REVENUES	81,253.83	75,934.25	5,319.58	107.0%
Total NON-OPERATING REVENUE	86,075.81	78,850.94	7,224.87	109.2%
Total Other Income	86,075.81	78,850.94	7,224.87	109.2%
Other Expense				
NON OPERATING EXPENSES				
594.00 · OTHER NON-OPERATING EXPENSES	3,300.00	0.00	3,300.00	100.0%
Total NON OPERATING EXPENSES	3,300.00	0.00	3,300.00	100.0%
590.00 · CAPITAL EXPENSES & MAJOR MAINT				
590.10 · SMALL CAPITAL PROJECTS	805.00	0.00	805.00	100.0%
590.00 · CAPITAL EXPENSES & MAJOR MAINT - Other	-170.00			
Total 590.00 · CAPITAL EXPENSES & MAJOR MAINT	635.00	0.00	635.00	100.0%
Total Other Expense	3,935.00	0.00	3,935.00	100.0%
Net Other Income	82,140.81	78,850.94	3,289.87	104.2%
Net Income	178,260.19	121,131.43	57,128.76	147.2%

Buckingham Park Water District
Profit & Loss Budget vs. Actual
July 2020 through January 2021

REVENUE LESS THAN 100%

EXPENSES GREATER THAN 125%

VARIANCES/NOTES

	Jul '20 - Jan 21	Budget	\$ Over Budget	% of Budget	
Ordinary Income/Expense					
Income					
411.00 · WATER SALES					
411.10 · Residential	151,575.22	105,242.00	46,333.22	144.03%	
411.20 · Commercial	857.35	3,500.00	-2,642.65	24.5%	Budget numbers off
411.00 · WATER SALES - Other	-362.85	0.00	-362.85	100.0%	
Total 411.00 · WATER SALES	152,069.72	108,742.00	43,327.72	139.85%	
421.00 · WATER SERVICES					
421.30 · Standby or Availability Charges	6,360.00	6,270.00	90.00	101.44%	
421.50 · Other					
421.51 · Residential Base Rate	227,088.75	233,521.19	-6,432.44	97.25%	OK
421.52 · Business Base Rate	2,009.00	3,119.06	-1,110.06	64.41%	Budget Numbers off
Total 421.50 · Other	229,097.75	236,640.25	-7,542.50	96.81%	
Total 421.00 · WATER SERVICES	235,457.75	242,910.25	-7,452.50	96.93%	
Total Income	387,527.47	351,652.25	35,875.22	110.2%	
Gross Profit	387,527.47	351,652.25	35,875.22	110.2%	
Expense					
ADMINISTRATIVE & GENERAL					
561.00 · Salaries					
561.10 · Wages	58,437.98	67,854.79	-9,416.81	86.12%	
561.20 · Paid Time Off	9,258.48	8,614.15	644.33	107.48%	
561.25 · Sick Pay	1,947.18	5,007.36	-3,060.18	38.89%	
561.30 · Holiday Pay	7,634.48	6,572.30	1,062.18	116.16%	
561.35 · Bereavement	340.32	1,095.50	-755.18	31.07%	
561.40 · Admin & General O.T. Wages	1,970.93	3,346.47	-1,375.54	58.9%	
561.45 · Standby Stipend	6,300.00	6,450.00	-150.00	97.67%	
561.50 · Call Back Pay	1,264.96	1,140.32	124.64	110.93%	
Total 561.00 · Salaries	87,154.33	100,080.89	-12,926.56	87.08%	
562.00 · OFFICE SUPPLIES & OTHER EXPENSE					
562.10 · PG&E/Utilities	1,865.24	1,201.69	663.55	155.22%	Veries
562.15 · Telephone	937.32	1,400.00	-462.68	66.95%	
562.20 · Internet	909.65	937.44	-27.79	97.04%	
562.25 · Cell Phone	519.96	781.06	-261.10	66.57%	
562.30 · Pest Control	556.53	600.81	-44.28	92.63%	
562.40 · Garbage	259.19	300.44	-41.25	86.27%	
562.45 · Alarm	192.00	240.31	-48.31	79.9%	
562.50 · Postage	2,095.15	1,802.50	292.65	116.24%	
562.55 · Office Supplies	1,536.64	1,802.50	-265.86	85.25%	
562.60 · Copy Equipment & Supplies	3,061.22	2,619.75	441.47	116.85%	
562.65 · Office Equipment	90.06	120.19	-30.13	74.93%	

Buckingham Park Water District
Profit & Loss Budget vs. Actual
July 2020 through January 2021

REVENUE LESS THAN 100%

EXPENSES GREATER THAN 125%

VARIANCES/NOTES

	Jul '20 - Jan 21	Budget	\$ Over Budget	% of Budget	
562.70 · Dues,Subscriptions, Memberships	5,493.00	2,283.19	3,209.81	240.58%	Tylet Tech/ New Website
562.75 · Lien Filing & Recording Fees	42.00	30.31	11.69	138.57%	Lien Release x3
562.80 · Software License and Support	100.00	1,381.94	-1,281.94	7.24%	
562.85 · Bank Service Charges	1,884.04	2,042.81	-158.77	92.23%	
Total 562.00 · OFFICE SUPPLIES & OTHER EXPENSE	19,542.00	17,544.94	1,997.06	111.38%	
563.00 · CONTRACTUAL SERVICES					
563.10 · Auditor	0.00	3,881.50	-3,881.50	0.0%	
563.20 · County Counsel	0.00	1,201.69	-1,201.69	0.0%	
563.40 · LAFCO	0.00	811.44	-811.44	0.0%	
563.50 · County of Lake Collection Svcs	0.00	751.31	-751.31	0.0%	
Total 563.00 · CONTRACTUAL SERVICES	0.00	6,645.94	-6,645.94	0.0%	
564.00 · PROPERTY INS.,INJURIES& DAMAGES					
564.10 · Liability Insurance	7,458.64	9,635.50	-2,176.86	77.41%	
Total 564.00 · PROPERTY INS.,INJURIES& DAMAGES	7,458.64	9,635.50	-2,176.86	77.41%	
565.00 · EMPLOYEES RETIREMENT & BENEFITS					
565.10 · PERS Medical	18,392.51	17,605.00	787.51	104.47%	
565.20 · PERS/ Pension/ Retirement	3,755.11	18,025.00	-14,269.89	20.83%	
565.30 · Payroll Taxes					
565.31 · FICA (Federal Ins.Contribution)	11,598.12	19,015.36	-7,417.24	60.99%	
565.32 · SUI (State Unemployment Ins)	1,831.65	1,265.81	565.84	144.7%	Ok beginning of year
565.30 · Payroll Taxes - Other	330.40	0.00	330.40	100.0%	
Total 565.30 · Payroll Taxes	13,760.17	20,281.17	-6,521.00	67.85%	
565.40 · Workers Comp Insurance	5,496.33	4,120.69	1,375.64	133.38%	OK Annual Adjustment
Total 565.00 · EMPLOYEES RETIREMENT & BENEFITS	41,404.12	60,031.86	-18,627.74	68.97%	
568.00 · MAINTENANCE - GENERAL PLANT					
568.10 · Supplies	467.57	901.25	-433.68	51.88%	
Total 568.00 · MAINTENANCE - GENERAL PLANT	467.57	901.25	-433.68	51.88%	
569.00 · OTHER					
569.10 · Employee Uniforms	479.22	180.25	298.97	265.86%	Ok new shirts
569.20 · Seminar/Training Registration	0.00	300.42	-300.42	0.0%	
569.30 · Training-lodging,meals& mileage	0.00	360.50	-360.50	0.0%	
569.40 · Mileage Expense	61.48	60.06	1.42	102.36%	
569.45 · Outside Services	1,342.37	583.31	759.06	230.13%	door notices/ slurry/ heat pump diagnostic
Total 569.00 · OTHER	1,883.07	1,484.54	398.53	126.85%	
Total ADMINISTRATIVE & GENERAL	157,909.73	196,324.92	-38,415.19	80.43%	
CUSTOMER ACCOUNTS					
551.00 · SUPERVISION,METER READING&OTHER					
551.10 · Wages	2,913.75	2,648.64	265.11	110.01%	
Total 551.00 · SUPERVISION,METER READING&OTHER	2,913.75	2,648.64	265.11	110.01%	
Total CUSTOMER ACCOUNTS	2,913.75	2,648.64	265.11	110.01%	

Buckingham Park Water District
Profit & Loss Budget vs. Actual
July 2020 through January 2021

REVENUE LESS THAN 100%

EXPENSES GREATER THAN 125%

VARIANCES/NOTES

PUMPING

521.00 · SUPERVISION, LABOR & EXPENSE

	Jul '20 - Jan 21	Budget	\$ Over Budget	% of Budget
521.10 · Wages	0.00	176.64	-176.64	0.0%
521.20 · PG&E / Electricity	13,458.31	10,514.56	2,943.75	128.0%

OK varies

Total 521.00 · SUPERVISION, LABOR & EXPENSE

522.00 · MAINTENANCE,STRUCTURES & IMPROV

522.10 · Outside Services	852.74			
522.20 · Supplies	0.00	60.06	-60.06	0.0%

Total 522.00 · MAINTENANCE,STRUCTURES & IMPROV

Total PUMPING

SOURCE OF SUPPLY

511.00 · SUPERVISION, LABOR & EXPENSES

511.10 · Wages	0.00	176.64	-176.64	0.0%
511.20 · PG&E / Electricity	5,181.38	3,605.00	1,576.38	143.73%
512.40 · Testing	2,598.00	3,208.31	-610.31	80.98%

Ok varies

Total 511.00 · SUPERVISION, LABOR & EXPENSES

512.00 · MAINTENANCE/STRUCTURES & IMPROV

512.20 · Supplies	63.25	60.06	3.19	105.31%
Total 512.00 · MAINTENANCE/STRUCTURES & IMPROV	63.25	60.06	3.19	105.31%

Total SOURCE OF SUPPLY

TRANSMISSION & DISTRIBUTION

541.00 · SUPERVISION, LABOR & EXPENSES

541.10 · Wages	17,223.37	12,625.85	4,597.52	136.41%
541.20 · PG&E / Electricity	1,547.35	3,004.19	-1,456.84	51.51%
541.40 · Safety & Security	637.13	300.44	336.69	212.07%
541.50 · State Water Board Licensing	1,508.10	901.25	606.85	167.33%
541.60 · Mileage Expense	972.76	1,442.00	-469.24	67.46%
541.70 · Testing	1,736.13	1,622.25	113.88	107.02%
541.75 · Propane	-1,539.88	120.19	-1,660.07	-1,281.21%

OK excessive leaks

Name badges/ flagger course

Water permit fee

Total 541.00 · SUPERVISION, LABOR & EXPENSES

542.00 · MAINTENANCE,STRUCTURES & IMPROV

542.50 · Maintenance Projects	10,823.76	0.00	10,823.76	100.0%
542.10 · Outside Services	693.37	300.44	392.93	230.79%
542.20 · Supplies	4,418.36	120.19	4,298.17	3,676.15%
542.30 · Tools	485.72	1,081.50	-595.78	44.91%
542.40 · Equipment Rental	908.44	180.25	728.19	503.99%
542.00 · MAINTENANCE,STRUCTURES & IMPROV - Other	1,075.00			

Ford ranger E-brake repair/Slurry

Excessive leaks this year

Service line repairs

Total 542.00 · MAINTENANCE,STRUCTURES & IMPROV

Total TRANSMISSION & DISTRIBUTION

WATER TREATMENT

Buckingham Park Water District
Profit & Loss Budget vs. Actual
July 2020 through January 2021

REVENUE LESS THAN 100%

EXPENSES GREATER THAN 125%

VARIANCES/NOTES

	Jul '20 - Jan 21	Budget	\$ Over Budget	% of Budget	
531.00 · SUPERVISION, LABOR & EXPENSE					
531.10 · Wages	44,259.22	52,092.32	-7,833.10	84.96%	
531.15 · PG&E / Electricity	2,563.50	1,802.50	761.00	142.22%	OK Varies
531.20 · Chemicals-PreChlor Sodium Hypo	1,971.10	2,763.81	-792.71	71.32%	
531.25 · Chemicals-PostChlor Sodium Hypo	2,254.84	1,201.69	1,053.15	187.64%	Higher demand this summer
531.30 · Chemicals - Coagulent	5,775.13	6,008.31	-233.18	96.12%	
531.35 · Chemicals - Coagulent Aid	271.42	360.50	-89.08	75.29%	
531.40 · Testing - Lab	2,055.00	1,321.81	733.19	155.47%	Tittle 22 testing finished water
531.45 · In Plant Test	668.99	1,201.69	-532.70	55.67%	
531.55 · State Water Board Licensing	1,598.10	901.25	696.85	177.32%	Water permit fee
531.60 · CUPA Permit & other permits	1,692.00	781.06	910.94	216.63%	Encroachment permit fees
531.70 · Alarm	213.50	180.25	33.25	118.45%	
531.75 · Propane	0.00	120.19	-120.19	0.0%	
Total 531.00 · SUPERVISION, LABOR & EXPENSE	63,322.80	68,735.38	-5,412.58	92.13%	
532.00 · MAINTENANCE,STRUCTURES & IMPROV					
532.10 · Outside Services	323.77	300.44	23.33	107.77%	
532.20 · Supplies	1,714.18	901.25	812.93	190.2%	printer toner/Zap truck parts
532.30 · Tools	430.57	360.50	70.07	119.44%	
532.40 · Equipment Rental	2,150.00	600.81	1,549.19	357.85%	Drying bed cleanout
Total 532.00 · MAINTENANCE,STRUCTURES & IMPROV	4,618.52	2,163.00	2,455.52	213.52%	
Total WATER TREATMENT	67,941.32	70,898.38	-2,957.06	95.83%	
Total Expense	291,408.09	309,371.76	-17,963.67	94.19%	
Net Ordinary Income	96,119.38	42,280.49	53,838.89	227.34%	
Other Income/Expense					
Other Income					
NON-OPERATING REVENUE					
492.00 · INTEREST REVENUE					
492.20 · Bank/Investment Interest Receiv	4,820.35	2,916.69	1,903.66	165.27%	
492.00 · INTEREST REVENUE - Other	1.63	0.00	1.63	100.0%	
Total 492.00 · INTEREST REVENUE	4,821.98	2,916.69	1,905.29	165.32%	
498.00 · OTHER NON-OPERATING REVENUES					
498.10 · LATE FEES & PENALTIES					
10 Day Notice (\$3.00)	3.00				
Carrying Charges	1,050.00	0.00	1,050.00	100.0%	
Standby Late Penalty	16.83	0.00	16.83	100.0%	
Total 498.10 · LATE FEES & PENALTIES	1,069.83	0.00	1,069.83	100.0%	
498.15 · Resumption of Service Fee	500.00	0.00	500.00	100.0%	
498.20 · Application Processing Fee	5,550.00	0.00	5,550.00	100.0%	
498.25 · Liens	600.00	0.00	600.00	100.0%	
498.30 · Returned Check Charge	70.00	0.00	70.00	100.0%	

Buckingham Park Water District
Profit & Loss Budget vs. Actual
July 2020 through January 2021

REVENUE LESS THAN 100%

VARIANCES/NOTES

EXPENSES GREATER THAN 125%

	<u>Jul '20 - Jan 21</u>	<u>Budget</u>	<u>\$ Over Budget</u>	<u>% of Budget</u>
498.35 · Certified/Registered Mail Fee	35.00	0.00	35.00	100.0%
498.45 · CIP Reserve	73,439.00	75,934.25	-2,495.25	96.71% OK
498.50 · Copy Charges	-10.00			
Total 498.00 · OTHER NON-OPERATING REVENUES	81,253.83	75,934.25	5,319.58	107.01%
Total NON-OPERATING REVENUE	86,075.81	78,850.94	7,224.87	109.16%
Total Other Income	86,075.81	78,850.94	7,224.87	109.16%
Other Expense				
NON OPERATING EXPENSES				
594.00 · OTHER NON-OPERATING EXPENSES	3,300.00	0.00	3,300.00	100.0%
Total NON OPERATING EXPENSES	3,300.00	0.00	3,300.00	100.0%
590.00 · CAPITAL EXPENSES & MAJOR MAINT				
590.10 · SMALL CAPITAL PROJECTS	805.00	0.00	805.00	100.0%
590.00 · CAPITAL EXPENSES & MAJOR MAINT - Other	-170.00			
Total 590.00 · CAPITAL EXPENSES & MAJOR MAINT	635.00	0.00	635.00	100.0%
Total Other Expense	3,935.00	0.00	3,935.00	100.0%
Net Other Income	82,140.81	78,850.94	3,289.87	104.17%
Net Income	178,260.19	121,131.43	57,128.76	147.16%

9:49 AM

02/18/21

Accrual Basis

Buckingham Park Water District
Transaction Detail By Account
 July 2020 through January 2021

Type	Date	Num	Name	Memo	Amount
411.00 · WATER SALES					
411.20 · Commercial					
General Journal	07/31/2020	46906	Water Sales	July 2020	55.87
General Journal	08/31/2020	46919	Water Sales	August 2020	273.85
General Journal	09/30/2020	46938	Water Sales	September 2020	190.05
General Journal	10/01/2020	46934	Water Sales	September 2020	0.00
General Journal	10/31/2020	46944	Water Sales	October 2020	94.35
General Journal	11/30/2020	46953	Water Sales	November 2020	94.35
General Journal	12/31/2020	46961	Water Sales	December 2020	82.89
General Journal	01/31/2021	46968	Water Sales	January 2021	65.99
Total 411.20 · Commercial					857.35
Total 411.00 · WATER SALES					857.35
TOTAL					857.35

9:50 AM

02/18/21

Accrual Basis

Buckingham Park Water District
Transaction Detail By Account
 July 2020 through January 2021

Type	Date	Num	Name	Memo	Amount
421.00 · WATER SERVICES					
421.50 · Other					
421.51 · Residential Base Rate					
General Journal	07/31/2020	46906	Water Sales	July 2020	32,574.50
General Journal	08/31/2020	46919	Water Sales	August 2020	32,431.00
General Journal	09/30/2020	46938	Water Sales	September 2020	32,431.00
General Journal	10/01/2020	46934	Water Sales	September 2020	0.00
General Journal	10/31/2020	46944	Water Sales	October 2020	32,287.50
General Journal	11/30/2020	46953	Water Sales	November 2020	32,574.50
General Journal	12/31/2020	46961	Water Sales	December 2020	32,502.75
General Journal	01/31/2021	46968	Water Sales	January 2021	32,287.50
Total 421.51 · Residential Base Rate					227,088.75
Total 421.50 · Other					227,088.75
Total 421.00 · WATER SERVICES					227,088.75
TOTAL					227,088.75

9:50 AM

02/18/21

Accrual Basis

Buckingham Park Water District
Transaction Detail By Account
 July 2020 through January 2021

Type	Date	Num	Name	Memo	Amount
ADMINISTRATIVE & GENERAL					
562.00 · OFFICE SUPPLIES & OTHER EXPENSE					
562.10 · PG&E/Utilities					
Bill	07/17/2020	6/18/2...	PG&E	Plant Office/ 6/18/20-7/16/20	72.08
Bill	07/17/2020	6/18/2...	PG&E	Office Power / 6/18/20-7/16/20	203.87
Bill	08/25/2020	7/17/2...	PG&E	Office Power 7/17/20-8/17/20	252.58
Bill	09/17/2020	8/18/2...	PG&E	Plant Office Power	74.33
Bill	09/17/2020	08/18/...	PG&E	Office Power	177.51
Check	10/21/2020	ACH	PG&E	Office Power 9/17/20 - 10/16/20	161.33
Check	10/21/2020	ACH	PG&E	Plant Office Power	71.10
Check	11/05/2020	ACH	PG&E	Plant Office Power	71.10
Check	11/06/2020	ACH	PG&E	Office Power	128.40
Bill	11/17/2020	91499...	PG&E	Office Power	105.23
Check	12/04/2020	ACH	PG&E	Plant Office Power	51.37
Check	01/04/2021	ACH	PG&E	Plant Office Power	43.66
Check	01/04/2021	ACH	PG&E	Main Office Power	96.93
Check	01/07/2021	ACH	PG&E		105.23
Check	01/21/2021	ACH	PG&E	Plant Office Power	43.56
Check	01/21/2021	ACH	PG&E	Office Power	206.96
Total 562.10 · PG&E/Utilities					1,865.24
Total 562.00 · OFFICE SUPPLIES & OTHER EXPENSE					1,865.24
Total ADMINISTRATIVE & GENERAL					1,865.24
TOTAL					1,865.24

9:51 AM

02/18/21

Accrual Basis

Buckingham Park Water District
Transaction Detail By Account
 July 2020 through January 2021

Type	Date	Num	Name	Memo	Amount
ADMINISTRATIVE & GENERAL					
562.00 · OFFICE SUPPLIES & OTHER EXPENSE					
562.70 · Dues,Subscriptions, Memberships					
General Journal	07/01/2020	46894		CSDA- 2020 Membership Dues (\$1,734/12 mos)	144.50
Bill	07/06/2020	10000...	CALPERS	SSA 218 - Annual Fee	200.00
Bill	07/08/2020	1-851...	Fred Pryor / Career ...	Transfer Fee from Jill to Lori	50.00
Bill	07/10/2020	70018...	American Water Wo...	Ahimsah membership term 10/01/20 - 09/30/21	445.00
General Journal	08/01/2020	46904		CSDA- 2020 Membership Dues (\$1,734/12 mos)	144.50
Bill	08/04/2020	20201...	USA North 811		150.00
Bill	08/04/2020	Will Rae	Wine Country Water...	Will Rae Year Membership	30.00
Bill	08/04/2020	45698...	Northern Tool + Equ...	Yearly Advant	39.99
General Journal	09/01/2020	46917		CSDA- 2020 Membership Dues (\$1,734/12 mos)	144.50
General Journal	10/01/2020	46930		CSDA- 2020 Membership Dues (\$1,734/12 mos)	144.50
Bill	10/21/2020	66029	National Rural Wate...	N.R.W.A Annual Membership 2021	49.00
General Journal	11/01/2020	46941		CSDA- 2020 Membership Dues (\$1,734/12 mos)	144.50
Bill	11/01/2020		Tyler Technologies, ...	Inv. # 025-312543	1,828.66
Bill	11/16/2020	03434...	Fred Pryor / Career ...	Lori Gonzalez Yearly Membership	299.00
Bill	11/18/2020	12322...	Quill	Annual Renewal	75.06
Bill	11/30/2020	108190	Streamline	Website for July 2020 - December 2020	600.00
General Journal	12/01/2020	46951		CSDA- 2020 Membership Dues (\$1,734/12 mos)	144.50
Bill	12/01/2020		California Rural Wat...	Annual CRWA Membership Jan 2021 - Jan 2022	545.00
Bill	01/04/2021	10000...	Thomson Reuters	2021 Water code book	115.29
Bill	01/13/2021	PO01...	RP Registrations Pl...	SAM Renewal	199.00
Total 562.70 · Dues,Subscriptions, Memberships					5,493.00
Total 562.00 · OFFICE SUPPLIES & OTHER EXPENSE					5,493.00
Total ADMINISTRATIVE & GENERAL					5,493.00
TOTAL					5,493.00

9:51 AM

02/18/21

Accrual Basis

Buckingham Park Water District
Transaction Detail By Account
 July 2020 through January 2021

Type	Date	Num	Name	Memo	Amount
ADMINISTRATIVE & GENERAL					
562.00 · OFFICE SUPPLIES & OTHER EXPENSE					
562.75 · Lien Filing & Recording Fees					
Check	07/06/2020	Cash	Lake County Recorder	Lien Release Libby x2	28.00
Check	01/19/2021	ACH	County of Lake	Lien Release	14.00
Total 562.75 · Lien Filing & Recording Fees					42.00
Total 562.00 · OFFICE SUPPLIES & OTHER EXPENSE					42.00
Total ADMINISTRATIVE & GENERAL					42.00
TOTAL					42.00

9:52 AM

02/18/21

Accrual Basis

Buckingham Park Water District
Transaction Detail By Account
 July 2020 through January 2021

Type	Date	Num	Name	Memo	Amount
ADMINISTRATIVE & GENERAL					
565.00 · EMPLOYEES RETIREMENT & BENEFITS					
565.30 · Payroll Taxes					
565.32 · SUI (State Unemployment Ins)					
Paycheck	07/09/2020	Direct ...	Ahimsah O Wonderwheel		0.00
Paycheck	07/09/2020	Direct ...	Ahimsah O Wonderwheel		0.00
Paycheck	07/09/2020	2123	Alan Mitchell		0.00
Paycheck	07/09/2020	2123	Alan Mitchell		0.00
Paycheck	07/09/2020	2123	Alan Mitchell		0.00
Paycheck	07/09/2020	2123	Alan Mitchell		0.00
Paycheck	07/09/2020	Direct ...	Nakia D Foskett		18.60
Paycheck	07/09/2020	Direct ...	William A Rae		0.00
Paycheck	07/09/2020	Direct ...	William A Rae		0.00
Paycheck	07/09/2020	Direct ...	William A Rae		0.00
Paycheck	07/09/2020	Direct ...	William A Rae		0.00
Paycheck	07/09/2020	Direct ...	William A Rae		0.00
Paycheck	07/09/2020	Direct ...	William A Rae		0.00
Paycheck	07/09/2020	Direct ...	William A Rae		0.00
Paycheck	07/09/2020	Direct ...	Lori A Gonzalez		44.67
Paycheck	07/09/2020	Direct ...	Lori A Gonzalez		10.55
Paycheck	07/23/2020	ACH	Ahimsah O Wonderwheel		0.00
Paycheck	07/23/2020	ACH	Ahimsah O Wonderwheel		0.00
Paycheck	07/23/2020	ACH	Ahimsah O Wonderwheel		0.00
Paycheck	07/23/2020	ACH	Ahimsah O Wonderwheel		0.00
Paycheck	07/23/2020	ACH	Ahimsah O Wonderwheel		0.00
Paycheck	07/23/2020	ACH	Ahimsah O Wonderwheel		0.00
Paycheck	07/23/2020	ACH	Ahimsah O Wonderwheel		0.00
Paycheck	07/23/2020	2140	Alan Mitchell		0.00
Paycheck	07/23/2020	2140	Alan Mitchell		0.00
Paycheck	07/23/2020	2140	Alan Mitchell		0.00
Paycheck	07/23/2020	2140	Alan Mitchell		0.00
Paycheck	07/23/2020	ACH	Lori A Gonzalez		107.98
Paycheck	07/23/2020	ACH	Nakia D Foskett		9.92
Paycheck	07/23/2020	ACH	William A Rae		0.00
Paycheck	07/23/2020	ACH	William A Rae		0.00
Paycheck	07/23/2020	ACH	William A Rae		0.00
Paycheck	07/23/2020	ACH	William A Rae		0.00
Paycheck	08/07/2020	2162	Ahimsah O Wonderwheel		0.00
Paycheck	08/07/2020	2162	Ahimsah O Wonderwheel		0.00
Paycheck	08/07/2020	2163	Alan Mitchell		0.00
Paycheck	08/07/2020	2163	Alan Mitchell		0.00
Paycheck	08/07/2020	2163	Alan Mitchell		0.00
Paycheck	08/07/2020	2163	Alan Mitchell		0.00
Paycheck	08/07/2020	2163	Alan Mitchell		0.00
Paycheck	08/07/2020	2163	Alan Mitchell		0.00
Paycheck	08/07/2020	2164	Lori A Gonzalez		110.44
Paycheck	08/07/2020	2165	Nakia D Foskett		11.16
Paycheck	08/07/2020	2166	William A Rae		0.00
Paycheck	08/07/2020	2166	William A Rae		0.00
Paycheck	08/07/2020	2166	William A Rae		0.00

9:52 AM

02/18/21

Accrual Basis

Buckingham Park Water District
Transaction Detail By Account
 July 2020 through January 2021

Type	Date	Num	Name	Memo	Amount
Paycheck	08/07/2020	2166	William A Rae		0.00
Paycheck	08/07/2020	2166	William A Rae		0.00
Paycheck	08/20/2020	2183	Ahimsah O Wonderwheel		0.00
Paycheck	08/20/2020	2183	Ahimsah O Wonderwheel		0.00
Paycheck	08/20/2020	2183	Ahimsah O Wonderwheel		0.00
Paycheck	08/20/2020	2183	Ahimsah O Wonderwheel		0.00
Paycheck	08/20/2020	2183	Ahimsah O Wonderwheel		0.00
Paycheck	08/20/2020	2183	Ahimsah O Wonderwheel		0.00
Paycheck	08/20/2020	2184	Alan Mitchell		0.00
Paycheck	08/20/2020	2184	Alan Mitchell		0.00
Paycheck	08/20/2020	2184	Alan Mitchell		0.00
Paycheck	08/20/2020	2184	Alan Mitchell		0.00
Paycheck	08/20/2020	2185	Lori A Gonzalez		99.40
Paycheck	08/20/2020	2185	Lori A Gonzalez		10.55
Paycheck	08/20/2020	2186	Nakia D Foskett		2.48
Paycheck	08/20/2020	2187	William A Rae	VOID:	0.00
Paycheck	08/20/2020	2187	William A Rae	VOID:	0.00
Paycheck	08/20/2020	2187	William A Rae	VOID:	0.00
Paycheck	08/20/2020	2187	William A Rae	VOID:	0.00
Paycheck	08/20/2020	2191	William A Rae		0.00
Paycheck	08/20/2020	2191	William A Rae		0.00
Paycheck	08/20/2020	2191	William A Rae		0.00
Paycheck	08/20/2020	2191	William A Rae		0.00
Paycheck	09/03/2020	ACH	Ahimsah O Wonderwheel		0.00
Paycheck	09/03/2020	ACH	Ahimsah O Wonderwheel		0.00
Paycheck	09/03/2020	2211	Alan Mitchell		0.00
Paycheck	09/03/2020	2211	Alan Mitchell		0.00
Paycheck	09/03/2020	2211	Alan Mitchell		0.00
Paycheck	09/03/2020	2211	Alan Mitchell		0.00
Paycheck	09/03/2020	ACH	Lori A Gonzalez		50.41
Paycheck	09/03/2020	ACH	Nakia D Foskett		13.64
Paycheck	09/03/2020	ACH	William A Rae		0.00
Paycheck	09/03/2020	ACH	William A Rae		0.00
Paycheck	09/03/2020	ACH	William A Rae		0.00
Paycheck	09/03/2020	ACH	William A Rae		0.00
Paycheck	09/03/2020	ACH	William A Rae		0.00
Paycheck	09/18/2020	ACH	Ahimsah O Wonderwheel		0.00
Paycheck	09/18/2020	ACH	Ahimsah O Wonderwheel		0.00
Paycheck	09/18/2020	ACH	Ahimsah O Wonderwheel		0.00
Paycheck	09/18/2020	2235	Alan Mitchell		0.00
Paycheck	09/18/2020	2235	Alan Mitchell		0.00
Paycheck	09/18/2020	2235	Alan Mitchell		0.00
Paycheck	09/18/2020	ACH	Lori A Gonzalez		0.00
Paycheck	09/18/2020	ACH	Lori A Gonzalez		0.00
Paycheck	09/18/2020	ACH	Nakia D Foskett		7.44
Paycheck	09/18/2020	ACH	William A Rae		0.00
Paycheck	09/18/2020	ACH	William A Rae		0.00
Paycheck	09/18/2020	ACH	William A Rae		0.00

9:52 AM

02/18/21

Accrual Basis

Buckingham Park Water District
Transaction Detail By Account
 July 2020 through January 2021

Type	Date	Num	Name	Memo	Amount
Paycheck	09/18/2020	ACH	William A Rae		0.00
Paycheck	09/18/2020	ACH	William A Rae		0.00
Paycheck	10/01/2020	2262	William A Rae		0.00
Paycheck	10/01/2020	2262	William A Rae		0.00
Paycheck	10/01/2020	2262	William A Rae		0.00
Paycheck	10/02/2020	2257	Ahimsah O Wonderwheel		0.00
Paycheck	10/02/2020	2257	Ahimsah O Wonderwheel		0.00
Paycheck	10/02/2020	2258	Alan Mitchell		0.00
Paycheck	10/02/2020	2258	Alan Mitchell		0.00
Paycheck	10/02/2020	2258	Alan Mitchell		0.00
Paycheck	10/02/2020	2258	Alan Mitchell		0.00
Paycheck	10/02/2020	2258	Alan Mitchell		0.00
Paycheck	10/02/2020	2259	Lori A Gonzalez		0.00
Paycheck	10/02/2020	2260	Nakia D Foskett		22.94
Paycheck	10/02/2020	2261	William A Rae	VOID:	0.00
Paycheck	10/02/2020	2261	William A Rae	VOID:	0.00
Paycheck	10/02/2020	2261	William A Rae	VOID:	0.00
Paycheck	10/16/2020	2281	Ahimsah O Wonderwheel		0.00
Paycheck	10/16/2020	2281	Ahimsah O Wonderwheel		0.00
Paycheck	10/16/2020	2282	Alan Mitchell		0.00
Paycheck	10/16/2020	2282	Alan Mitchell		0.00
Paycheck	10/16/2020	2282	Alan Mitchell		0.00
Paycheck	10/16/2020	2282	Alan Mitchell		0.00
Paycheck	10/16/2020	2282	Alan Mitchell		0.00
Paycheck	10/16/2020	2284	Lori A Gonzalez		0.00
Paycheck	10/16/2020	2284	Lori A Gonzalez		0.00
Paycheck	10/16/2020	2283	William A Rae		0.00
Paycheck	10/16/2020	2283	William A Rae		0.00
Paycheck	10/16/2020	2283	William A Rae		0.00
Paycheck	10/16/2020	2283	William A Rae		0.00
Paycheck	10/16/2020	2283	William A Rae		0.00
Paycheck	10/30/2020	2303	Ahimsah O Wonderwheel		0.00
Paycheck	10/30/2020	2303	Ahimsah O Wonderwheel		0.00
Paycheck	10/30/2020	2304	Alan Mitchell		0.00
Paycheck	10/30/2020	2304	Alan Mitchell		0.00
Paycheck	10/30/2020	2304	Alan Mitchell		0.00
Paycheck	10/30/2020	2304	Alan Mitchell		0.00
Paycheck	10/30/2020	2305	Lori A Gonzalez		0.00
Paycheck	10/30/2020	2305	Lori A Gonzalez		0.00
Paycheck	10/30/2020	2306	Nakia D Foskett		18.60
Paycheck	10/30/2020	2307	William A Rae		0.00
Paycheck	10/30/2020	2307	William A Rae		0.00
Paycheck	10/30/2020	2307	William A Rae		0.00
Paycheck	10/30/2020	2307	William A Rae		0.00
Paycheck	11/10/2020	ACH	Ahimsah O Wonderwheel		0.00
Paycheck	11/10/2020	ACH	Ahimsah O Wonderwheel		0.00
Paycheck	11/10/2020	2339	Alan Mitchell		0.00
Paycheck	11/10/2020	2339	Alan Mitchell		0.00
Paycheck	11/10/2020	2339	Alan Mitchell		0.00

9:52 AM

02/18/21

Accrual Basis

Buckingham Park Water District
Transaction Detail By Account
 July 2020 through January 2021

Type	Date	Num	Name	Memo	Amount
Paycheck	11/10/2020	2339	Alan Mitchell		0.00
Paycheck	11/10/2020	2339	Alan Mitchell		0.00
Paycheck	11/10/2020	2339	Alan Mitchell		0.00
Paycheck	11/10/2020	ACH	Lori A Gonzalez		0.00
Paycheck	11/10/2020	ACH	William A Rae		0.00
Paycheck	11/10/2020	ACH	William A Rae		0.00
Paycheck	11/10/2020	ACH	William A Rae		0.00
Paycheck	11/10/2020	ACH	William A Rae		0.00
Paycheck	11/10/2020	ACH	William A Rae		0.00
Paycheck	11/27/2020	ACH	Ahimsah O Wonderwheel		0.00
Paycheck	11/27/2020	2350	Alan Mitchell		0.00
Paycheck	11/27/2020	2350	Alan Mitchell		0.00
Paycheck	11/27/2020	2350	Alan Mitchell		0.00
Paycheck	11/27/2020	ACH	Lori A Gonzalez		0.00
Paycheck	11/27/2020	ACH	Lori A Gonzalez		0.00
Paycheck	11/27/2020	ACH	Nakia D Foskett		27.28
Paycheck	11/27/2020	ACH	William A Rae		0.00
Paycheck	11/27/2020	ACH	William A Rae		0.00
Paycheck	11/27/2020	ACH	William A Rae		0.00
Paycheck	11/27/2020	ACH	William A Rae		0.00
Paycheck	11/27/2020	ACH	William A Rae		0.00
Paycheck	12/11/2020	2367	Ahimsah O Wonderwheel		0.00
Paycheck	12/11/2020	2367	Ahimsah O Wonderwheel		0.00
Paycheck	12/11/2020	2367	Ahimsah O Wonderwheel		0.00
Paycheck	12/11/2020	2368	Alan Mitchell		0.00
Paycheck	12/11/2020	2368	Alan Mitchell		0.00
Paycheck	12/11/2020	2368	Alan Mitchell		0.00
Paycheck	12/11/2020	2368	Alan Mitchell		0.00
Paycheck	12/11/2020	2368	Alan Mitchell		0.00
Paycheck	12/11/2020	2369	Lori A Gonzalez		0.00
Paycheck	12/11/2020	2369	Lori A Gonzalez		0.00
Paycheck	12/11/2020	2370	William A Rae		0.00
Paycheck	12/11/2020	2370	William A Rae		0.00
Paycheck	12/11/2020	2370	William A Rae		0.00
Paycheck	12/11/2020	2370	William A Rae		0.00
Paycheck	12/11/2020	2370	William A Rae		0.00
Paycheck	12/24/2020	2393	Ahimsah O Wonderwheel		0.00
Paycheck	12/24/2020	2393	Ahimsah O Wonderwheel		0.00
Paycheck	12/24/2020	2393	Ahimsah O Wonderwheel		0.00
Paycheck	12/24/2020	2394	Alan Mitchell		0.00
Paycheck	12/24/2020	2394	Alan Mitchell		0.00
Paycheck	12/24/2020	2394	Alan Mitchell		0.00
Paycheck	12/24/2020	2395	Lori A Gonzalez		0.00
Paycheck	12/24/2020	2396	Nakia D Foskett		4.34
Paycheck	12/24/2020	2397	William A Rae	VOID:	0.00
Paycheck	12/24/2020	2397	William A Rae	VOID:	0.00
Paycheck	12/24/2020	2397	William A Rae	VOID:	0.00
Paycheck	12/24/2020	2416	William A Rae		0.00
Paycheck	12/24/2020	2416	William A Rae		0.00

9:52 AM

02/18/21

Accrual Basis

Buckingham Park Water District
Transaction Detail By Account
July 2020 through January 2021

Type	Date	Num	Name	Memo	Amount
Paycheck	12/24/2020	2416	William A Rae		0.00
Paycheck	01/08/2021	2418	Ahimsah O Wonderwheel		117.44
Paycheck	01/08/2021	2418	Ahimsah O Wonderwheel		50.00
Paycheck	01/08/2021	2419	Alan Mitchell		51.56
Paycheck	01/08/2021	2419	Alan Mitchell		30.36
Paycheck	01/08/2021	2419	Alan Mitchell		121.45
Paycheck	01/08/2021	2419	Alan Mitchell		7.44
Paycheck	01/08/2021	2420	Lori A Gonzalez		64.29
Paycheck	01/08/2021	2420	Lori A Gonzalez		42.20
Paycheck	01/08/2021	2421	William A Rae		51.80
Paycheck	01/08/2021	2421	William A Rae		25.33
Paycheck	01/08/2021	2421	William A Rae		31.17
Paycheck	01/08/2021	2421	William A Rae		10.39
Paycheck	01/08/2021	2421	William A Rae		18.60
Paycheck	01/22/2021	2432	Ahimsah O Wonderwheel		168.74
Paycheck	01/22/2021	2433	Alan Mitchell		179.96
Paycheck	01/22/2021	2433	Alan Mitchell		24.04
Paycheck	01/22/2021	2433	Alan Mitchell		5.06
Paycheck	01/22/2021	2433	Alan Mitchell		13.02
Paycheck	01/22/2021	2434	Lori A Gonzalez		106.49
Paycheck	01/22/2021	2435	Nakia D Foskett		21.08
Paycheck	01/22/2021	2436	William A Rae		53.25
Paycheck	01/22/2021	2436	William A Rae		40.27
Paycheck	01/22/2021	2436	William A Rae		3.90
Paycheck	01/22/2021	2436	William A Rae		10.39
Paycheck	01/22/2021	2436	William A Rae		13.02
Total 565.32 · SUI (State Unemployment Ins)					1,831.65
Total 565.30 · Payroll Taxes					1,831.65
Total 565.00 · EMPLOYEES RETIREMENT & BENEFITS					1,831.65
Total ADMINISTRATIVE & GENERAL					1,831.65
TOTAL					1,831.65

9:53 AM

02/18/21

Accrual Basis

Buckingham Park Water District
Transaction Detail By Account
 July 2020 through January 2021

Type	Date	Num	Name	Memo	Amount
ADMINISTRATIVE & GENERAL					
565.00 · EMPLOYEES RETIREMENT & BENEFITS					
565.40 · Workers Comp Insurance					
General Journal	07/01/2020	46899	Special District Risk ...	SDRMA Workers Comp 19/20 (Inv #65929)	635.48
Paycheck	07/23/2020	ACH	William A Rae		15.11
General Journal	07/23/2020	46926	State Compensation...	Workers comp code entered in payroll in error ...	-15.11
General Journal	08/01/2020	46907	Special District Risk ...	SDRMA Workers Comp 19/20 (Inv #65929)	635.48
Bill	08/14/2020	68962	Special District Risk ...	Annual Workers Comp	1,047.97
General Journal	09/01/2020	46932	Special District Risk ...	SDRMA Workers Comp 19/20 (Inv #65929)	635.48
General Journal	10/01/2020	46945	Special District Risk ...	SDRMA Workers Comp 19/20 (Inv #65929)	635.48
General Journal	11/01/2020	46954	Special District Risk ...	SDRMA Workers Comp 19/20 (Inv #65929)	635.48
General Journal	12/01/2020	46962	Special District Risk ...	SDRMA Workers Comp 19/20 (Inv #65929)	635.48
General Journal	01/01/2021	46969	Special District Risk ...	SDRMA Workers Comp 19/20 (Inv #65929)	635.48
Total 565.40 · Workers Comp Insurance					5,496.33
Total 565.00 · EMPLOYEES RETIREMENT & BENEFITS					5,496.33
Total ADMINISTRATIVE & GENERAL					5,496.33
TOTAL					5,496.33

9:54 AM

02/18/21

Accrual Basis

**Buckingham Park Water District
Transaction Detail By Account
July 2020 through January 2021**

Type	Date	Num	Name	Memo	Amount
ADMINISTRATIVE & GENERAL					
569.00 · OTHER					
569.10 · Employee Uniforms					
Bill	09/11/2020	25845	KonocTees	Employee shirts	467.43
Bill	09/30/2020	PO #2...	Kelseyville Lumber	Flagger vest for LG	11.79
Total 569.10 · Employee Uniforms					479.22
Total 569.00 · OTHER					479.22
Total ADMINISTRATIVE & GENERAL					479.22
TOTAL					479.22

9:54 AM

02/18/21

Accrual Basis

Buckingham Park Water District
Transaction Detail By Account
 July 2020 through January 2021

Type	Date	Num	Name	Memo	Amount
ADMINISTRATIVE & GENERAL					
569.00 · OTHER					
569.45 · Outside Services					
Check	07/02/2020		Sophie Koot - Notary	Two Lien Releases for Libby	30.00
Check	07/23/2020		Sophie Koot - Notary	for Lien of 044-110-000 - 3011 Buckingham Drive	15.00
Check	07/28/2020		Sophie Koot - Notary	Lien for 044-251-03 / Francis and Sharon Anderson	15.00
Bill	09/11/2020	489532	Lake County Waste ...		23.00
Bill	09/21/2020	2206	Middletown Copy & ...	Updated Door Hangers	284.21
Bill	09/24/2020	491856	Lake County Waste ...	PO #2301 - Oak brnaches from tank site 2	9.00
Bill	10/12/2020	1186	Clearlake Lava, Inc	PO #2306 - 2 sack slurry for 1995 Eastlake Drive service ...	271.34
Bill	10/25/2020	1619	Clearlake Lava, Inc	PO #2312 - 2100 Eastlake Drive Service Line Repair	262.28
Bill	10/31/2020		Autozone	flasher relay for zap truck	13.50
Bill	11/05/2020	498927	Lake County Waste ...	Disposal of leaves from tank 2 site	9.00
Bill	11/11/2020	68422...	Autozone	PO #2319 - Bulbs & Motor oil	22.54
Bill	11/11/2020	499950	Lake County Waste ...	PO #2318 -Disposal of leaves from plant and office	18.00
Bill	12/10/2020	504496	Lake County Waste ...	PO #2326 Disposal of leaves	18.00
Bill	12/21/2020	83621...	Performance Mecha...	Diagnostic & Install turbo Universal Capacitor	308.00
Check	12/29/2020		Sophie Koot - Notary	Notary for Lien of 044-202-120-000	15.00
Bill	01/01/2021	05056...	Lake County Waste ...	Green Waste	13.50
Check	01/14/2021		Sophie Koot - Notary		15.00
Total 569.45 · Outside Services					1,342.37
Total 569.00 · OTHER					1,342.37
Total ADMINISTRATIVE & GENERAL					1,342.37
TOTAL					1,342.37

9:55 AM

02/18/21

Accrual Basis

Buckingham Park Water District
Transaction Detail By Account
 July 2020 through January 2021

Type	Date	Num	Name	Memo	Amount
PUMPING					
521.00 · SUPERVISION, LABOR & EXPENSE					
521.20 · PG&E / Electricity					
Bill	07/17/2020	6/18/2...	PG&E	Pumping Power / 6/18/20-7/16/20	2,270.27
Bill	09/17/2020	8/18/2...	PG&E	Pumping Power	2,341.29
Check	10/21/2020	ACH	PG&E	Pumping Power	2,239.66
Check	11/05/2020	ACH	PG&E	Pumping Power	2,239.66
Check	12/04/2020	ACH	PG&E	Pumping Power	1,618.92
Check	01/04/2021	ACH	PG&E	Pumping Power	1,375.93
Check	01/21/2021	ACH	PG&E	Pumping Power	1,372.58
Total 521.20 · PG&E / Electricity					13,458.31
Total 521.00 · SUPERVISION, LABOR & EXPENSE					13,458.31
Total PUMPING					13,458.31
TOTAL					13,458.31

9:55 AM

02/18/21

Accrual Basis

Buckingham Park Water District
Transaction Detail By Account
 July 2020 through January 2021

Type	Date	Num	Name	Memo	Amount
SOURCE OF SUPPLY					
511.00 · SUPERVISION, LABOR & EXPENSES					
511.20 · PG&E / Electricity					
Bill	07/17/2020	6/18/2...	PG&E	Intake Power / 6/18/20-7/16/20	828.83
Bill	09/17/2020	8/18/2...	PG&E	Intake Power	854.76
Check	10/21/2020	ACH	PG&E	Distribution System 9/17/20 - 10/16/20	268.02
Check	10/21/2020	ACH	PG&E	Intake Power	817.65
Check	11/05/2020	ACH	PG&E	Intake Power	817.65
Check	12/04/2020	ACH	PG&E	Intake Power	591.04
Check	01/04/2021	ACH	PG&E	Intake Power	502.33
Check	01/21/2021	ACH	PG&E	Intake Power	501.10
Total 511.20 · PG&E / Electricity					5,181.38
Total 511.00 · SUPERVISION, LABOR & EXPENSES					5,181.38
Total SOURCE OF SUPPLY					5,181.38
TOTAL					5,181.38

9:56 AM

02/18/21

Accrual Basis

Buckingham Park Water District
Transaction Detail By Account
 July 2020 through January 2021

Type	Date	Num	Name	Memo	Amount
TRANSMISSION & DISTRIBUTION					
541.00 · SUPERVISION, LABOR & EXPENSES					
541.10 · Wages					
Paycheck	07/09/2020	2123	Alan Mitchell		122.43
Paycheck	07/09/2020	2123	Alan Mitchell		163.24
Paycheck	07/09/2020	Direct ...	William A Rae		481.85
Paycheck	07/23/2020	ACH	Ahimsah O Wonder...		84.00
Paycheck	07/23/2020	2140	Alan Mitchell		346.89
Paycheck	07/23/2020	ACH	William A Rae		41.90
Paycheck	07/23/2020	ACH	William A Rae		419.00
Invoice	07/23/2020	2	Water Sales	Bulk Water Sale = 445 Cubic Feet	-58.73
Paycheck	08/07/2020	2163	Alan Mitchell		163.24
Paycheck	08/07/2020	2166	William A Rae		523.75
Paycheck	08/07/2020	2166	William A Rae		86.43
Paycheck	08/20/2020	2183	Ahimsah O Wonder...		50.40
Paycheck	08/20/2020	2183	Ahimsah O Wonder...		33.60
Paycheck	08/20/2020	2184	Alan Mitchell		326.48
Paycheck	08/20/2020	2187	William A Rae	VOID:	0.00
Paycheck	08/20/2020	2187	William A Rae	VOID:	0.00
Paycheck	08/20/2020	2191	William A Rae		728.01
Paycheck	08/20/2020	2191	William A Rae		7.86
Paycheck	09/03/2020	2211	Alan Mitchell		530.53
Paycheck	09/03/2020	ACH	William A Rae		628.50
Paycheck	09/03/2020	ACH	William A Rae		62.86
Paycheck	09/18/2020	2235	Alan Mitchell		652.96
Paycheck	09/18/2020	ACH	William A Rae		811.81
Paycheck	10/01/2020	2262	William A Rae		963.70
Paycheck	10/02/2020	2258	Alan Mitchell		244.86
Paycheck	10/02/2020	2261	William A Rae	VOID:	0.00
Paycheck	10/16/2020	2282	Alan Mitchell		754.99
Paycheck	10/16/2020	2283	William A Rae		633.74
Paycheck	10/30/2020	2304	Alan Mitchell		724.38
Paycheck	10/30/2020	2307	William A Rae		1,026.55
Paycheck	11/10/2020	2339	Alan Mitchell		877.42
Paycheck	11/10/2020	2339	Alan Mitchell		15.31
Paycheck	11/10/2020	ACH	William A Rae		801.34
Paycheck	11/27/2020	2350	Alan Mitchell		489.72
Paycheck	11/27/2020	2350	Alan Mitchell		91.83
Paycheck	11/27/2020	ACH	William A Rae		654.69
Paycheck	12/11/2020	2368	Alan Mitchell		275.47
Paycheck	12/11/2020	2370	William A Rae		356.15
Paycheck	12/24/2020	2394	Alan Mitchell		285.67
Paycheck	12/24/2020	2397	William A Rae	VOID:	0.00
Paycheck	12/24/2020	2416	William A Rae		885.14
Paycheck	01/08/2021	2419	Alan Mitchell		489.72
Paycheck	01/08/2021	2421	William A Rae		377.10
Paycheck	01/08/2021	2421	William A Rae		31.43
Paycheck	01/22/2021	2433	Alan Mitchell		387.70

9:56 AM

02/18/21

Accrual Basis

**Buckingham Park Water District
Transaction Detail By Account
July 2020 through January 2021**

Type	Date	Num	Name	Memo	Amount
Paycheck	01/22/2021	2436	William A Rae		649.45
Total 541.10 · Wages					17,223.37
Total 541.00 · SUPERVISION, LABOR & EXPENSES					17,223.37
Total TRANSMISSION & DISTRIBUTION					17,223.37
TOTAL					17,223.37

9:57 AM

02/18/21

Accrual Basis

**Buckingham Park Water District
Transaction Detail By Account
July 2020 through January 2021**

Type	Date	Num	Name	Memo	Amount
TRANSMISSION & DISTRIBUTION					
541.00 · SUPERVISION, LABOR & EXPENSES					
541.40 · Safety & Security					
Bill	07/10/2020	2185	Middletown Copy & ...	Lori's Name Badge and Magnets	122.27
Bill	08/28/2020	2195	Middletown Copy & ...	Name Badges for Alan, Ahimsah & Will also Door Magnets ...	159.80
Check	09/15/2020	2249	Ahimsah Wonderwh...	Online Flagger Course	280.00
Bill	01/15/2021	12711...	Kelseyville Lumber	Motion Light for outback	75.06
Total 541.40 · Safety & Security					<u>637.13</u>
Total 541.00 · SUPERVISION, LABOR & EXPENSES					<u>637.13</u>
Total TRANSMISSION & DISTRIBUTION					<u>637.13</u>
TOTAL					<u>637.13</u>

9:57 AM

02/18/21

Accrual Basis

**Buckingham Park Water District
Transaction Detail By Account
July 2020 through January 2021**

Type	Date	Num	Name	Memo	Amount
TRANSMISSION & DISTRIBUTION					
541.00 · SUPERVISION, LABOR & EXPENSES					
541.50 · State Water Board Licensing					
Bill	12/18/2020	SM-10...	State Water Resour...	State Water Permit License Fee fo...	1,508.10
Total 541.50 · State Water Board Licensing					<u>1,508.10</u>
Total 541.00 · SUPERVISION, LABOR & EXPENSES					<u>1,508.10</u>
Total TRANSMISSION & DISTRIBUTION					<u>1,508.10</u>
TOTAL					<u><u>1,508.10</u></u>

9:58 AM

02/18/21

Accrual Basis

Buckingham Park Water District
Transaction Detail By Account
 July 2020 through January 2021

Type	Date	Num	Name	Memo	Amount
TRANSMISSION & DISTRIBUTION					
542.00 · MAINTENANCE,STRUCTURES & IMPROV					
542.10 · Outside Services					
Bill	09/13/2020	PO #2...	Clearlake Lava, Inc	Slurry for trench backfill 1995 Westlake Drive	271.34
Bill	09/23/2020	18860...	Granite Construction	PO #2301 - Hot Patch for Hillside Court	33.20
Bill	10/06/2020	14783	Burrell's Automotive	Install ebrake lever assy	317.81
Bill	10/08/2020	18979...	Granite Construction	PO #2309 - Asphalt for service line repair	71.02
Total 542.10 · Outside Services					693.37
Total 542.00 · MAINTENANCE,STRUCTURES & IMPROV					693.37
Total TRANSMISSION & DISTRIBUTION					693.37
TOTAL					693.37

9:58 AM

02/18/21

Accrual Basis

Buckingham Park Water District
Transaction Detail By Account
 July 2020 through January 2021

Type	Date	Num	Name	Memo	Amount
TRANSMISSION & DISTRIBUTION					
542.00 · MAINTENANCE,STRUCTURES & IMPROV					
542.20 · Supplies					
Bill	08/11/2020	12211...	Kelseyville Lumber	PO # 2291 Aeration Pump Repair Parts	87.32
Bill	08/18/2020	PO 22...	Kelseyville Lumber	60# Asphalt Patch	42.20
Bill	10/06/2020	PO #2...	Kelseyville Lumber	Pipe wrap and asphalt patch	76.36
Bill	10/09/2020	02638...	Pace Supply	PO #2308 - Service line & fittings for inventory	409.95
Bill	10/13/2020	387346	USA Bluebook	PO #2311 - White marking paint	120.33
Bill	10/21/2020	02638...	Pace Supply	PO #2308	537.32
Bill	10/29/2020	02638...	Pace Supply	Po #2308	103.62
Bill	11/05/2020	12499...	Kelseyville Lumber	PO #2316 - Maint Supplies	26.79
Bill	11/19/2020	19246...	Granite Construction	PO #2320 - base rock & sand	603.90
Bill	11/19/2020	02645...	Pace Supply	PO #2315 - Misc service line fittings	600.39
Bill	11/24/2020	02645...	Pace Supply	inv# 026457599-1 repair supplies	537.32
Bill	11/24/2020	02645...	Pace Supply	supplies for distribution repairs	417.69
Bill	12/08/2020	02649...	Pace Supply	PO #2315 corp stop	111.68
Bill	12/10/2020	12611...	Kelseyville Lumber	PO #2325 green waste bags/yardsticks	25.68
Bill	12/11/2020	14060...	Badger Meter Inc.	Po #2324 - 6 new meters	559.65
Bill	01/05/2021	12683...	Kelseyville Lumber	PO #2329	31.72
Bill	01/06/2021	12685...	Kelseyville Lumber	PO #2330	35.38
Bill	01/07/2021	56195...	Mendo Mill Home C...	PO #2331	91.06
Total 542.20 · Supplies					4,418.36
Total 542.00 · MAINTENANCE,STRUCTURES & IMPROV					4,418.36
Total TRANSMISSION & DISTRIBUTION					4,418.36
TOTAL					4,418.36

9:59 AM

02/18/21

Accrual Basis

Buckingham Park Water District
Transaction Detail By Account
 July 2020 through January 2021

Type	Date	Num	Name	Memo	Amount
TRANSMISSION & DISTRIBUTION					
542.00 · MAINTENANCE,STRUCTURES & IMPROV					
542.40 · Equipment Rental					
Bill	09/22/2020	24642...	Kelseyville Lumber	PO #2303	80.44
Bill	10/07/2020	196321	UCC Rentals	Vibra Plate	78.00
Bill	10/28/2020		Terri Lujan	2700 Buckingham Drive Service Line Repair	750.00
Total 542.40 · Equipment Rental					908.44
Total 542.00 · MAINTENANCE,STRUCTURES & IMPROV					908.44
Total TRANSMISSION & DISTRIBUTION					908.44
TOTAL					908.44

10:00 AM

02/18/21

Accrual Basis

Buckingham Park Water District
Transaction Detail By Account
 July 2020 through January 2021

Type	Date	Num	Name	Memo	Amount
WATER TREATMENT					
531.00 · SUPERVISION, LABOR & EXPENSE					
531.15 · PG&E / Electricity					
Bill	07/17/2020	6/18/2...	PG&E	Water Plant / 6/18/20-7/16/20	432.43
Bill	09/17/2020	8/18/2...	PG&E	Water Plant Power	445.96
Check	10/21/2020	ACH	PG&E	Water Plant	426.60
Check	11/05/2020	ACH	PG&E	Water Plant	426.60
Check	12/04/2020	ACH	PG&E	Water Plant	308.37
Check	01/04/2021	ACH	PG&E	Water Plant Power	262.09
Check	01/21/2021	ACH	PG&E	Water Plant Power	261.45
Total 531.15 · PG&E / Electricity					2,563.50
Total 531.00 · SUPERVISION, LABOR & EXPENSE					2,563.50
Total WATER TREATMENT					2,563.50
TOTAL					2,563.50

10:01 AM

02/18/21

Accrual Basis

Buckingham Park Water District
Transaction Detail By Account
 July 2020 through January 2021

Type	Date	Num	Memo	Amount
WATER TREATMENT				
531.00 · SUPERVISION, LABOR & EXPENSE				
531.25 · Chemicals-PostChlor Sodium Hypo				
General Journal	07/31/2020	46910	Expense post-chlor for July 2020 - 144.8 Gal	363.45
General Journal	08/31/2020	46922	Expense post-chlor for August 2020 - 205 Gal	515.05
General Journal	09/30/2020	46937	Expense post-chlor for September 2020 - 173 Gal	485.85
General Journal	10/31/2020	46947	Expense post-chlor for October 2020 - 116 Gal	326.52
General Journal	11/30/2020	46957	Expense post-chlor for November 2020 - 74.1 Gal	208.22
General Journal	12/31/2020	46965	Expense post-chlor for December 2020 - 60.9 Gal	171.13
General Journal	01/31/2021	46974	Expense post-chlor for January 2021 - 65.7 Gal	184.62
Total 531.25 · Chemicals-PostChlor Sodium Hypo				2,254.84
Total 531.00 · SUPERVISION, LABOR & EXPENSE				2,254.84
Total WATER TREATMENT				2,254.84
TOTAL				2,254.84

10:01 AM

02/18/21

Accrual Basis

Buckingham Park Water District
Transaction Detail By Account
 July 2020 through January 2021

Type	Date	Num	Name	Memo	Amount
WATER TREATMENT					
531.00 · SUPERVISION, LABOR & EXPENSE					
531.40 · Testing - Lab					
Bill	07/06/2020	17101...	Karola Kennedy	microcystin testing	105.00
Bill	07/22/2020	00732...	Alpha Analytical Lab...		120.00
Bill	08/02/2020	17100...	Karola Kennedy		105.00
Bill	09/21/2020	00934...	Alpha Analytical Lab...	Treated in plant	120.00
Bill	09/26/2020	17100...	Karola Kennedy		210.00
Bill	10/05/2020	01016...	Alpha Analytical Lab...		85.00
Bill	10/27/2020	01044...	Alpha Analytical Lab...		265.00
Bill	11/24/2020	17100...	Karola Kennedy	1710011-101620 Treated water Microcystin	105.00
Bill	11/24/2020	01125...	Alpha Analytical Lab...	20j3239 Finished water title 22	765.00
Bill	11/24/2020	20k0087	Alpha Analytical Lab...	20k0087 TOC	120.00
Bill	01/11/2021	10119...	Alpha Analytical Lab...	In plant treated	55.00
Total 531.40 · Testing - Lab					2,055.00
Total 531.00 · SUPERVISION, LABOR & EXPENSE					2,055.00
Total WATER TREATMENT					2,055.00
TOTAL					2,055.00

10:01 AM

02/18/21

Accrual Basis

**Buckingham Park Water District
Transaction Detail By Account
July 2020 through January 2021**

Type	Date	Num	Name	Memo	Amount
WATER TREATMENT					
531.00 · SUPERVISION, LABOR & EXPENSE					
531.55 · State Water Board Licensing					
Bill	08/04/2020	D Op#...	State Water Resour...	Renewal for Alan Mitchell	90.00
Bill	12/18/2020	SM-10...	State Water Resour...	State Water Permit License Fee for 7/1/20...	1,508.10
Total 531.55 · State Water Board Licensing					<u>1,598.10</u>
Total 531.00 · SUPERVISION, LABOR & EXPENSE					<u>1,598.10</u>
Total WATER TREATMENT					<u>1,598.10</u>
TOTAL					<u>1,598.10</u>

11:53 AM

02/18/21

Accrual Basis

**Buckingham Park Water District
Transaction Detail By Account
July 2020 through January 2021**

Type	Date	Num	Name	Memo	Amount
WATER TREATMENT					
531.00 · SUPERVISION, LABOR & EXPENSE					
531.60 · CUPA Permit & other permits					
Check	09/21/2020	2255	Lake County Depart...	Encroachment Permit 2390/2395 Eastlake Drive Service ...	200.00
Check	09/24/2020		Lake County Depart...	Encroachment Permit 2390/2395 Eastlake Drive Service ...	20.00
Bill	10/01/2020	2020_...	County Of Lake Dep...	Lakebed annual encroachment lease	128.00
Bill	10/14/2020		Lake County Public ...	Permit for 2100 Eastlake Drive	220.00
Check	10/21/2020	2302	Lake County Public ...	Permit for 2700 Buckingham Drive Service Line Repair	220.00
Bill	10/28/2020	IN001...	County of Lake Heal...	Cupa Permit 2021 Facility ID FA0000026	904.00
Total 531.60 · CUPA Permit & other permits					1,692.00
Total 531.00 · SUPERVISION, LABOR & EXPENSE					1,692.00
Total WATER TREATMENT					1,692.00
TOTAL					1,692.00

11:54 AM
02/18/21
Accrual Basis

**Buckingham Park Water District
Transaction Detail By Account
July 2020 through January 2021**

Type	Date	Num	Name	Memo	Amount
WATER TREATMENT					
532.00 · MAINTENANCE,STRUCTURES & IMPROV					
532.20 · Supplies					
Bill	07/02/2020	285148	USA Bluebook	PO #2277, avacado Style Flow Switches	144.19
Bill	07/10/2020	PO #2...	Mendo Mill Home C...	PO #2280, Distilled Water	19.51
Check	07/22/2020	2160	Ahimsah Wonderwh...	Alarm Battery - Amazon	23.49
Check	07/22/2020	2160	Ahimsah Wonderwh...	Alarm Battery - Amazon	24.66
Bill	08/04/2020	68421...	Autozone		26.56
Bill	08/04/2020	24103...	Kelseyville Lumber	Tie down hardware for Propane Tank	107.17
Bill	08/04/2020	24166...	Kelseyville Lumber		16.08
Bill	08/19/2020	PO 22...	Grainger	PO #2294 Waste Recptor for cracked eye wash station	172.56
Bill	10/13/2020	11314...	Quill	Plant Office Toner	96.83
Bill	10/13/2020	11284...	Quill	Plant Office Toner	232.72
Bill	10/14/2020	11315...	Quill	Plant Office Toner	170.52
Check	10/15/2020		Autozone	Oil for Jumping Jack	13.02
Bill	11/04/2020	55780...	Mendo Mill Home C...	Misc supplies	185.83
Bill	12/03/2020	14006...	Grainger	PO #2321 relay & socket for Zap truck / bulbs	149.28
Bill	12/04/2020	68422...	Autozone	PO #2323 - Replace Auxilary battery on Zap truck	167.25
Bill	12/10/2020	68422...	Autozone	PO #2327 spark plugs/ignition wire set	44.51
Bill	12/21/2020	01241...	Alpha Analytical Lab...	Treated Water	120.00
Total 532.20 · Supplies					<u>1,714.18</u>
Total 532.00 · MAINTENANCE,STRUCTURES & IMPROV					<u>1,714.18</u>
Total WATER TREATMENT					<u>1,714.18</u>
TOTAL					<u><u>1,714.18</u></u>

11:55 AM

02/18/21

Accrual Basis

Buckingham Park Water District
Transaction Detail By Account
 July 2020 through January 2021

Type	Date	Num	Name	Memo	Amount
WATER TREATMENT					
532.00 · MAINTENANCE,STRUCTURES & IMPROV					
532.40 · Equipment Rental					
Bill	11/24/2020		Terri Lujan	drying bed cleanout	450.00
Bill	01/14/2021		Terri Lujan	Cleaning out drying beds	1,700.00
Total 532.40 · Equipment Rental					2,150.00
Total 532.00 · MAINTENANCE,STRUCTURES & IMPROV					2,150.00
Total WATER TREATMENT					2,150.00
TOTAL					2,150.00

11:55 AM

02/18/21

Accrual Basis

Buckingham Park Water District
Transaction Detail By Account
 July 2020 through January 2021

Type	Date	Num	Name	Memo	Amount
NON-OPERATING REVENUE					
498.00 · OTHER NON-OPERATING REVENUES					
498.45 · CIP Reserve					
General Journal	07/31/2020	46906	Water Sales	July 2020	10,534.00
General Journal	08/31/2020	46919	Water Sales	August 2020	10,488.00
General Journal	09/30/2020	46938	Water Sales	September 2020	10,488.00
General Journal	10/01/2020	46934	Water Sales	September 2020	0.00
General Journal	10/31/2020	46944	Water Sales	October 2020	10,442.00
General Journal	11/30/2020	46953	Water Sales	November 2020	10,534.00
General Journal	12/31/2020	46961	Water Sales	December 2020	10,511.00
General Journal	01/31/2021	46968	Water Sales	January 2021	10,442.00
Total 498.45 · CIP Reserve					73,439.00
Total 498.00 · OTHER NON-OPERATING REVENUES					73,439.00
Total NON-OPERATING REVENUE					73,439.00
TOTAL					73,439.00

8:03 AM

Buckingham Park Water District

Balance Sheet

As of January 31, 2021

02/05/21

Accrual Basis

	Jan 31, 21
ASSETS	
Current Assets	
Checking/Savings	
125 · Umpqua Bank - 6156 (USDA pmnts)	57,118.52
110 · Umpqua Bank - 7106	-3,000.10
115 · Umpqua Bank- 1586	58,013.92
120 · LAIF	966,213.68
130 · Petty Cash	166.00
Total Checking/Savings	1,078,512.02
Accounts Receivable	
200 · Accounts Receivable	
200-80 · Cal OES Grant Reimbursement	58.73
200-20 · Delinquent Accounts Receivable	708.65
200-30 · Utility Billing Receivable	23,992.21
200.10 · Accounts Receivable - Other	622.13
200 · Accounts Receivable - Other	-125.00
Total 200 · Accounts Receivable	25,256.72
Total Accounts Receivable	25,256.72
Other Current Assets	
300 · Prepaid Expenses	
300-35 · Prepaid Insurance-Liability	10,124.90
300-10 · Prepaid Chemicals	
300-101 · Prepaid Coagulant	6,968.47
300-105 · Prepaid Coagulant Aid	-761.30
300-200 · PrePaid Chlor Disinfectant	1,282.93
300-10 · Prepaid Chemicals - Other	79.56
Total 300-10 · Prepaid Chemicals	7,569.66
300-20 · Prepaid Filter Media	2,132.67
300-30 · Prepaid Insurance-Workers Comp	2,616.37
300-40 · Prepaid Office Supplies & Svcs	21,785.66
300-60 · Prepaid Tools & Equip	-4,767.62
Total 300 · Prepaid Expenses	39,461.64
Total Other Current Assets	39,461.64
Total Current Assets	1,143,230.38
Fixed Assets	
Accumulated Depreciation	-2,708,773.37
CIP - 2016 Retaining Wall	76,581.54
CIP - CDPHP501710011264-FA5013	-46,493.52
CIP - USDA Dist System Improv	1,425,035.52
CIP -SRF-14-613-550	6,718.75
Equipment Assets	
Office Equipment	10,929.05
Tools & Equipment	116,721.38
Equipment Assets - Other	21,129.50
Total Equipment Assets	148,779.93
Land	325,085.00
Water System Assets	
Fence	6,050.00
Water System Assets - Other	4,706,518.07
Total Water System Assets	4,712,568.07
Water System Software	0.08
1651 · Office Building	168,464.27

8:03 AM

Buckingham Park Water District

Balance Sheet

02/05/21

As of January 31, 2021

Accrual Basis

	Jan 31, 21
Total Fixed Assets	4,107,966.27
Other Assets	
GMAC Bond Assessment Receivable	33,181.20
Total Other Assets	33,181.20
TOTAL ASSETS	5,284,377.85
LIABILITIES & EQUITY	
Liabilities	
Current Liabilities	
Accounts Payable	
Accounts Payable	12,654.02
Total Accounts Payable	12,654.02
Other Current Liabilities	
PAYROLL LIABILITIES	
Compensated Absences Accrued	4,714.81
EMPLOYEE WITHHOLDINGS	
Emp. IRA Contributions	564.60
Employee Fed W/H	628.40
Employee Medical W/H	3,973.79
Employee Paid FICA	
Employee % Medicare	60.39
Employee % Social Security	258.23
Total Employee Paid FICA	318.62
Employee PIT W/H	243.94
Total EMPLOYEE WITHHOLDINGS	5,729.35
EMPLOYER CONTRIBUTIONS & TAXES	
Employer IRA Contributions	-1,098.07
Employer Medical Contribution	500.00
Payroll Taxes	
Employer FICA	
Medicare	-20.13
Social Security	338.75
Total Employer FICA	318.62
Employer SUI	-86.76
Employer Training Tax	-442.92
Payroll Taxes - Other	-3,308.19
Total Payroll Taxes	-3,519.25
EMPLOYER CONTRIBUTIONS & TAXES - Other	537.57
Total EMPLOYER CONTRIBUTIONS & TAXES	-3,579.75
PAYROLL LIABILITIES - Other	-349.78
Total PAYROLL LIABILITIES	6,514.63
Suspense	-1,069.13
2600 · Loan - SRF Zero Interest	178,200.00
Total Other Current Liabilities	183,645.50
Total Current Liabilities	196,299.52
Long Term Liabilities	
GMAC Bond Assessment Payable	-67,412.42
Less Current Portion	85,899.00
USDA Loan	1,026,028.94
Total Long Term Liabilities	1,044,515.52

8:03 AM

Buckingham Park Water District
Balance Sheet
As of January 31, 2021

02/05/21

Accrual Basis

	Jan 31, 21
Total Liabilities	1,240,815.04
Equity	
Investment in Fixed Assets, Net	2,538,552.00
Restricted	
Capital Improvement Plan (\$23)	
Short Lived Asset Reserve -USDA	19,150.00
Debt Service - USDA Loan	45,113.00
Debt Service - S.R.F. Loan	6,600.00
Capital Improvement Plan (\$23) - Other	393,241.20
Total Capital Improvement Plan (\$23)	464,104.20
Emergency Reserves(\$7)	149,468.57
Expansion Fees(\$9k)	-22,238.66
Total Restricted	591,334.11
Unrestricted	
Unrestricted / Designated	
Gen. Operating Reserve	391,583.00
Total Unrestricted / Designated	391,583.00
Unrestricted - Other	240,510.86
Total Unrestricted	632,093.86
1110 · Retained Earnings	103,322.65
Net Income	178,260.19
Total Equity	4,043,562.81
TOTAL LIABILITIES & EQUITY	5,284,377.85

8:04 AM

02/05/21

Buckingham Park Water District
Statement of Cash Flows
 January 2021

	Jan 21
OPERATING ACTIVITIES	
Net Income	20,338.72
Adjustments to reconcile Net Income to net cash provided by operations:	
200 · Accounts Receivable:200-30 · Utility Billing Receivable	-6,354.07
300 · Prepaid Expenses:300-35 · Prepaid Insurance-Liability	1,065.52
300 · Prepaid Expenses:300-10 · Prepaid Chemicals:300-101 · Prepaid Coagulant	504.00
300 · Prepaid Expenses:300-10 · Prepaid Chemicals:300-200 · PrePaid Chlor Disinfectant	400.15
300 · Prepaid Expenses:300-20 · Prepaid Filter Media	115.00
300 · Prepaid Expenses:300-30 · Prepaid Insurance-Workers Comp	635.48
Accounts Payable	-3,703.32
PAYROLL LIABILITIES:EMPLOYEE WITHHOLDINGS:Emp. IRA Contributions	3.62
PAYROLL LIABILITIES:EMPLOYEE WITHHOLDINGS:Employee Fed W/H	7.00
PAYROLL LIABILITIES:EMPLOYEE WITHHOLDINGS:Employee Paid FICA:Employee % Medicare	0.87
PAYROLL LIABILITIES:EMPLOYEE WITHHOLDINGS:Employee Paid FICA:Employee % Social Security	3.74
PAYROLL LIABILITIES:EMPLOYEE WITHHOLDINGS:Employee PIT W/H	3.74
PAYROLL LIABILITIES:EMPLOYEE WITHHOLDINGS:Employee Vol. SDI W/H	0.57
PAYROLL LIABILITIES:EMPLOYER CONTRIBUTIONS & TAXES:Employer IRA Contributions	1.81
PAYROLL LIABILITIES:EMPLOYER CONTRIBUTIONS & TAXES:Payroll Taxes:Employer FICA:Medicare	0.87
PAYROLL LIABILITIES:EMPLOYER CONTRIBUTIONS & TAXES:Payroll Taxes:Employer FICA:Social Security	3.74
Net cash provided by Operating Activities	13,027.44
FINANCING ACTIVITIES	
USDA Loan	-9,834.37
1110 · Retained Earnings	-10,442.00
Restricted:Capital Improvement Plan (\$23)	10,442.00
Net cash provided by Financing Activities	-9,834.37
Net cash increase for period	3,193.07
Cash at beginning of period	1,075,318.95
Cash at end of period	1,078,512.02

8:03 AM

02/05/21

Buckingham Park Water District
Statement of Cash Flows
 July 2020 through January 2021

	Jul '20 - Jan 21
OPERATING ACTIVITIES	
Net Income	178,260.19
Adjustments to reconcile Net Income to net cash provided by operations:	
200 · Accounts Receivable:200-80 · Cal OES Grant Reimbursement	-58.73
200 · Accounts Receivable:200-20 · Delinquent Accounts Receivable	72.80
200 · Accounts Receivable:200-30 · Utility Billing Receivable	-9,433.44
300 · Prepaid Expenses:300-35 · Prepaid Insurance-Liability	7,458.64
300 · Prepaid Expenses:300-10 · Prepaid Chemicals:300-101 · Prepaid Coagulant	1,425.54
300 · Prepaid Expenses:300-10 · Prepaid Chemicals:300-105 · Prepaid Coagulant Aid	410.44
300 · Prepaid Expenses:300-10 · Prepaid Chemicals:300-200 · PrePaid Chlor Disinfectant	161.29
300 · Prepaid Expenses:300-20 · Prepaid Filter Media	805.00
300 · Prepaid Expenses:300-30 · Prepaid Insurance-Workers Comp	4,448.36
300 · Prepaid Expenses:300-40 · Prepaid Office Supplies & Svcs	-1,119.55
Accounts Payable	-6,471.28
Net cash provided by Operating Activities	175,959.26
INVESTING ACTIVITIES	
GMAC Bond Assessment Receivable	288.70
Net cash provided by Investing Activities	288.70
FINANCING ACTIVITIES	
USDA Loan	21,196.88
1110 · Retained Earnings	-104,470.25
Restricted:Capital Improvement Plan (\$23)	36,823.73
Net cash provided by Financing Activities	-46,449.64
Net cash increase for period	129,798.32
Cash at beginning of period	948,713.70
Cash at end of period	1,078,512.02

JOURNAL ENTRY TO RECORD CHEMICAL INVENTORY FOR MONTH ENDING:

January 2021

1. PRE-CHLORINE

CREDIT: PREPAID CHEMICALS / DISINFECTANT

DEBIT: 531.20 / PRE-CHLORINE

\$ 215.53

0.00

MEMO: EXPENSE 76.7 GAL OF PRE-CL2

0.00

2. POST-CHLORINE

CREDIT: PREPAID CHEMICALS / DISINFECTANT

DEBIT: 531.25 / POST CHLORINE

\$ 184.62

0.00

MEMO: EXPENSE 65.7 GAL OF POST-CL2

0.00

3. COAGULANT

CREDIT: PREPAID CHEMICALS / COAGULANT

DEBIT: 531.30 / COAGULANT

\$ 504.00

0.00

MEMO: EXPENSE 72.0 GAL OF COAG

0.00

4. COAGULANT AID

CREDIT: PREPAID CHEMICALS / COAGULANT AID

DEBIT: 531.35 / COAGULANT AID

\$ _____

MEMO: EXPENSE 0 GAL OF COAG AID

Pre Cl2

76.7 x
2.81 =
215.53 *

Post Cl2

65.7 x
2.81 =
184.62 *

Coagulant

72.0 x
7.0 =
504.00 *

11:34 AM

02/04/21

Accrual Basis

Buckingham Park Water District
General Journal Transaction
January 31, 2021

<u>Num</u>	<u>Name</u>	<u>Memo</u>	<u>Account</u>	<u>Class</u>	<u>Debit</u>	<u>Credit</u>
46973		Coagulant Ex...	531.30 · Chemicals ...		504.00	
		Coagulant Ex...	300-101 · Prepaid C...			504.00
					504.00	504.00
					504.00	504.00
TOTAL					504.00	504.00

11:36 AM
 02/04/21
 Accrual Basis

**Buckingham Park Water District
 General Journal Transaction
 January 31, 2021**

Num	Name	Memo	Account	Class	Debit	Credit
46974		Expense pre-...	531.20 · Chemicals-...		215.53	
		Expense post...	531.25 · Chemicals-...		184.62	
		142.40 gal ex...	300-200 · PrePaid C...			400.15
					<u>400.15</u>	<u>400.15</u>
TOTAL					<u>400.15</u>	<u>400.15</u>



January 31, 2021 Page: 1 of 3

Customer Service:
1-866-486-7782BUCKINGHAM PARK WATER DISTRICT
2880 EASTLAKE DR
KELSEYVILLE CA 95451-9031Last statement: December 31, 2020
This statement: January 31, 2021**PUBLIC FUNDS ANALYZED CHECKING**

Account number	4861421586	Beginning balance	\$66,654.24
Low balance	\$43,625.52	Deposits/Additions	\$51,531.79
Average balance	\$59,146.95	Withdrawals/Subtractions	\$50,896.76
Interest earned	\$0.00	Ending balance	\$67,289.27

Deposits/Additions

<u>Date</u>	<u>Description</u>	<u>Additions</u>
01-08	Deposit	100.00
01-15	Deposit	100.00
01-29	Deposit	372.02
01-29	Deposit	100.00
01-29	Deposit	100.00
Total Additions		\$772.02

Other Deposits/ Additions

<u>Date</u>	<u>Description</u>	<u>Additions</u>
01-04	Remote Capture Dep	1,062.90
01-05	Remote Capture Dep	1,767.66
01-06	Remote Capture Dep	246.31
01-07	Remote Capture Dep	596.63
01-08	Remote Capture Dep	1,729.99
01-11	Remote Capture Dep	5,122.44
01-12	Remote Capture Dep	2,498.54
01-13	Remote Capture Dep	1,989.03
01-14	Remote Capture Dep	2,237.97
01-15	Remote Capture Dep	1,221.66
01-19	Remote Capture Dep	3,241.05
01-19	Remote Capture Dep	1,272.24
01-20	Remote Capture Dep	650.75
01-21	Remote Capture Dep	1,077.87
01-22	Remote Capture Dep	510.56
01-26	Remote Capture Dep	3,296.00
01-28	Remote Capture Dep	170.00

BUCKINGHAM PARK WATER DISTRICT

January 31, 2021 Page: 2 of 3

<u>Date</u>	<u>Description</u>	<u>Additions</u>
01-29	Remote Capture Dep	4,400.13
Total Other Deposits/ Additions		\$33,091.73

ACH and Electronic Payments/Subtractions

<u>Date</u>	<u>Description</u>	<u>Subtractions</u>
01-04	ACH Debit Vsp Payment Payments 20210103	46.28
01-05	ACH Debit Pgande Web Online 20210105	96.93
01-05	ACH Debit Pgande Web Online 20210105	2,184.01
01-06	ACH Debit Pilney Bowes Postedge 48049399 20210106	300.00
01-06	ACH Debit Franklin Sponsor 34957 20210106	559.90
01-07	ACH Debit Buckingham Park ACH 9425181586 Debit Offset For O Riginated Credits	5,028.29
01-08	ACH Debit Employment Devel Edd Eftpmt 1082446880 20210108	96.60
01-08	ACH Debit Employment Devel Edd Eftpmt 1393333280 20210108	1,053.59
01-08	ACH Debit IRS Usatxpymt 270140800397369 20210108	2,586.78
01-12	ACH Debit United Healthcar EDI Paymts 20210112 442580075784	2,634.82
01-19	ACH Debit Leasing Services Cash Trans Greatamerica Fi Leasing Services* 877-311-4422*agree Ment Number 100429	394.03
01-21	ACH Debit Franklin Sponsor 34957 20210121	553.62
01-21	ACH Debit Buckingham Park ACH 9425181586 Debit Offset For O Riginated Credits	5,147.85
01-22	ACH Debit Employment Devel Edd Eftpmt 979905568 20210122	139.47
01-22	ACH Debit Pgande Web Online 20210122	268.15
01-22	ACH Debit Employment Devel Edd Eftpmt 1443679264 20210122	1,075.54
01-22	ACH Debit IRS Usatxpymt 270142245031944 20210122	2,658.44
Total ACH and Electronic Payments/Subtractions		\$24,824.30

ACH and Electronic Deposits/Additions

<u>Date</u>	<u>Description</u>	<u>Additions</u>
01-05	ACH Credit Paygov.U.S, LLC Tf 12.31 Buckingham Park 20210105	111.92
01-07	ACH Credit Paygov.U.S, LLC Tf 1.5 Buckingham Park 20210107	31.75
01-08	ACH Credit Paygov.U.S, LLC Tf 1.6.21 Buckingham Park 20210108	469.25
01-12	ACH Credit Paygov.U.S, LLC Tf 1.8 Buckingham Park 20210112	550.29
01-21	ACH Credit Paygov.U.S, LLC Tf 1.19 Buckingham Park 20210121	233.69
01-25	ACH Credit Buckingham Park Payment 9425181586 Credit Offset For Originated Debits	15,974.43
01-25	ACH Credit Paygov.U.S, LLC Tf 1.21 Buckingham Park 20210125	181.93
01-28	ACH Credit Paygov.U.S, LLC Tf 1.26 Buckingham Park 20210128	114.78
Total ACH and Electronic Deposits/Additions		\$17,668.04

Other Withdrawals/Subtractions

<u>Date</u>	<u>Description</u>	<u>Subtractions</u>
01-20	Maintenance Fee Analysis Activity For 12/20	269.81
01-22	Cash Mgmt Trsfr Dr Ref 02210511 Funds Transfer To Dep 4864976156 From Usda Loan Pmnt	10,000.00
01-26	Cash Mgmt Trsfr Dr Ref 02617011 Funds Transfer To Dep 4864976156 From Usda Loan Payment	375.95
Total Other Withdrawals/Subtractions		\$10,645.76

Daily Balances

Date	Amount	Date	Amount	Date	Amount
12-31	66,654.24	01-12	56,037.38	01-22	43,625.52
01-04	60,774.10	01-13	58,026.41	01-25	59,576.14
01-05	60,372.74	01-14	60,264.38	01-26	62,116.34
01-06	59,675.15	01-15	61,533.51	01-28	62,317.12
01-07	54,967.24	01-19	65,497.54	01-29	67,289.27
01-08	51,040.26	01-20	64,157.04	01-31	67,289.27
01-11	56,028.37	01-21	59,667.13		

Overdraft Fee Summary

	Total For This Period	Total Year-to-Date
Total Overdraft Fees	\$0.00	\$0.00
Total Returned Item Fees	\$0.00	\$0.00

Checks

Check #	Amount	Date	Check #	Amount	Date
2357	\$52.53	01-15	*2430	\$100.00	01-21
*2361	\$65.75	01-08	2431	\$103.05	01-08
*2382	\$600.00	01-04	*2433	\$2,410.57	01-22
*2394	\$2,437.11	01-04	*2443	\$160.00	01-26
*2404	\$559.65	01-04	2444	\$84.00	01-28
2405	\$84.00	01-06	2445	\$142.16	01-25
*2411	\$308.00	01-07	2446	\$13.50	01-26
2412	\$134.33	01-11	*2448	\$91.06	01-26
2413	\$3,300.00	01-04	*2451	\$1,700.00	01-20
*2419	\$2,320.45	01-08	2452	\$115.29	01-26
*2426	\$405.00	01-12	2453	\$63.58	01-25
*2428	\$21.44	01-20	*2455	\$155.23	01-19

(* Skip in check sequence, R-Check has been returned, + Electronified check))

Total Checks paid: 24 for **-\$15,426.70**

6:37 AM

02/19/21

Buckingham Park Water District
Reconciliation Summary
 115 · Umpqua Bank- 1586, Period Ending 01/31/2021

	Jan 31, 21
Beginning Balance	66,654.24
Cleared Transactions	
Checks and Payments - 49 items	-50,896.76
Deposits and Credits - 37 items	51,531.79
Total Cleared Transactions	635.03
Cleared Balance	67,289.27
Uncleared Transactions	
Checks and Payments - 12 items	-10,242.79
Deposits and Credits - 4 items	697.63
Total Uncleared Transactions	-9,545.16
Register Balance as of 01/31/2021	57,744.11
New Transactions	
Checks and Payments - 48 items	-40,961.82
Deposits and Credits - 18 items	33,257.28
Total New Transactions	-7,704.54
Ending Balance	50,039.57

6:37 AM

Buckingham Park Water District Reconciliation Detail

02/19/21

115 · Umpqua Bank- 1586, Period Ending 01/31/2021

Type	Date	Num	Name	Clr	Amount	Balance
Beginning Balance						66,654.24
Cleared Transactions						
Checks and Payments - 49 items						
Bill Pmt -Check	11/24/2020	2361	Verizon Wireless	X	-65.75	-65.75
Bill Pmt -Check	11/24/2020	2357	Lake County Vector ...	X	-52.53	-118.28
Bill Pmt -Check	12/11/2020	2382	Streamline	X	-600.00	-718.28
Bill Pmt -Check	12/24/2020	2413	State Water Resour...	X	-3,300.00	-4,018.28
Paycheck	12/24/2020	2394	Alan Mitchell	X	-2,437.11	-6,455.39
Bill Pmt -Check	12/24/2020	2404	Badger Meter Inc.	X	-559.65	-7,015.04
Bill Pmt -Check	12/24/2020	2411	Performance Mecha...	X	-308.00	-7,323.04
Bill Pmt -Check	12/24/2020	2412	Quill	X	-134.33	-7,457.37
Bill Pmt -Check	12/24/2020	2405	California Extermina...	X	-84.00	-7,541.37
Check	01/04/2021	ACH	PG&E	X	-2,184.01	-9,725.38
Check	01/04/2021	ACH	PG&E	X	-96.93	-9,822.31
Check	01/05/2021		Pitney Bowes-Reser...	X	-300.00	-10,122.31
Check	01/05/2021	2431	Ahimsah Wonderwh...	X	-103.05	-10,225.36
Liability Check	01/08/2021	2424	United States Treas...	X	-2,586.78	-12,812.14
Paycheck	01/08/2021	2419	Alan Mitchell	X	-2,320.45	-15,132.59
Paycheck	01/08/2021	2418	Ahimsah O Wonder...	X	-1,920.63	-17,053.22
Paycheck	01/08/2021	2421	William A Rae	X	-1,660.13	-18,713.35
Paycheck	01/08/2021	2420	Lori A Gonzalez	X	-1,447.53	-20,160.88
Liability Check	01/08/2021	2422	EDD 69811925	X	-1,053.59	-21,214.47
Liability Check	01/08/2021	2423	Franklin Templeton I...	X	-559.90	-21,774.37
Bill Pmt -Check	01/08/2021	2426	Alpha Analytical Lab...	X	-405.00	-22,179.37
Bill Pmt -Check	01/08/2021	2430	Streamline	X	-100.00	-22,279.37
Liability Check	01/08/2021	2425	EDD - Vol. 77653459	X	-96.60	-22,375.97
Bill Pmt -Check	01/08/2021	2428	Quill	X	-21.44	-22,397.41
Check	01/19/2021	2455	Ahimsah Wonderwh...	X	-155.23	-22,552.64
Bill Pmt -Check	01/20/2021	2451	Terri Lujan	X	-1,700.00	-24,252.64
Check	01/20/2021			X	-269.81	-24,522.45
Bill Pmt -Check	01/20/2021	2443	Alpha Analytical Lab...	X	-160.00	-24,682.45
Bill Pmt -Check	01/20/2021	2445	Kelseyville Lumber	X	-142.16	-24,824.61
Bill Pmt -Check	01/20/2021	2452	Thomson Reuters	X	-115.29	-24,939.90
Bill Pmt -Check	01/20/2021	2448	Mendo Mill Home C...	X	-91.06	-25,030.96
Bill Pmt -Check	01/20/2021	2444	California Extermina...	X	-84.00	-25,114.96
Bill Pmt -Check	01/20/2021	2453	Verizon Wireless	X	-63.58	-25,178.54
Bill Pmt -Check	01/20/2021	2446	Lake County Waste ...	X	-13.50	-25,192.04
Check	01/21/2021	ACH	United Healthcare In...	X	-2,634.82	-27,826.86
Check	01/21/2021	ACH	PG&E	X	-268.15	-28,095.01
Check	01/21/2021	ACH	VSP	X	-46.28	-28,141.29
Transfer	01/22/2021			X	-10,000.00	-38,141.29
Liability Check	01/22/2021	2439	United States Treas...	X	-2,658.44	-40,799.73
Paycheck	01/22/2021	2433	Alan Mitchell	X	-2,410.57	-43,210.30
Paycheck	01/22/2021	2432	Ahimsah O Wonder...	X	-1,922.60	-45,132.90
Paycheck	01/22/2021	2436	William A Rae	X	-1,474.68	-46,607.58
Paycheck	01/22/2021	2434	Lori A Gonzalez	X	-1,440.66	-48,048.24
Liability Check	01/22/2021	2437	EDD 69811925	X	-1,075.54	-49,123.78
Liability Check	01/22/2021	2440	Franklin Templeton I...	X	-553.62	-49,677.40
Paycheck	01/22/2021	2435	Nakia D Foskett	X	-309.91	-49,987.31
Liability Check	01/22/2021	2438	EDD - Vol. 77653459	X	-139.47	-50,126.78
Check	01/26/2021	ACH	Great America Fina...	X	-394.03	-50,520.81
Transfer	01/26/2021			X	-375.95	-50,896.76
Total Checks and Payments					-50,896.76	-50,896.76
Deposits and Credits - 37 items						
Deposit	12/30/2020			X	111.92	111.92
Deposit	01/04/2021			X	31.75	143.67
Deposit	01/04/2021			X	1,062.90	1,206.57
Deposit	01/05/2021			X	219.25	1,425.82
Deposit	01/05/2021			X	250.00	1,675.82
Deposit	01/05/2021			X	1,767.66	3,443.48
Deposit	01/06/2021			X	246.31	3,689.79
Deposit	01/07/2021			X	250.29	3,940.08
Deposit	01/07/2021			X	300.00	4,240.08
Deposit	01/07/2021			X	596.63	4,836.71
Deposit	01/08/2021			X	100.00	4,936.71
Deposit	01/08/2021			X	1,729.99	6,666.70

6:37 AM

Buckingham Park Water District Reconciliation Detail

02/19/21

115 - Umpqua Bank- 1586, Period Ending 01/31/2021

Type	Date	Num	Name	Clr	Amount	Balance
Deposit	01/11/2021			X	5,122.44	11,789.14
Deposit	01/12/2021			X	2,498.54	14,287.68
Deposit	01/13/2021			X	1,989.03	16,276.71
Liability Check	01/14/2021	2442	EDD 69811925	X	0.00	16,276.71
Liability Check	01/14/2021	2441	United States Treas...	X	0.00	16,276.71
Liability Check	01/14/2021	ACH	United States Treas...	X	0.00	16,276.71
Deposit	01/14/2021			X	2,237.97	18,514.68
Deposit	01/15/2021			X	100.00	18,614.68
Deposit	01/15/2021			X	1,221.66	19,836.34
Deposit	01/18/2021			X	233.69	20,070.03
Deposit	01/18/2021			X	1,272.24	21,342.27
Deposit	01/19/2021			X	3,241.05	24,583.32
Deposit	01/20/2021			X	181.93	24,765.25
Deposit	01/20/2021			X	650.75	25,416.00
Deposit	01/21/2021			X	1,077.87	26,493.87
Deposit	01/22/2021			X	510.56	27,004.43
Deposit	01/25/2021			X	114.78	27,119.21
Deposit	01/25/2021			X	15,974.43	43,093.64
Deposit	01/26/2021			X	3,296.00	46,389.64
Deposit	01/28/2021			X	170.00	46,559.64
Deposit	01/29/2021			X	100.00	46,659.64
Deposit	01/29/2021			X	100.00	46,759.64
Deposit	01/29/2021			X	372.02	47,131.66
Deposit	01/29/2021			X	4,400.13	51,531.79
Paycheck	02/19/2021	2483	William A Rae	X	0.00	51,531.79
Total Deposits and Credits					51,531.79	51,531.79
Total Cleared Transactions					635.03	635.03
Cleared Balance					635.03	67,289.27
Uncleared Transactions						
Checks and Payments - 12 items						
Check	10/25/2018	1165	John & Betty Glenn		-87.99	-87.99
Check	12/10/2019	1838	Coughlan Napa CP...		-3,500.00	-3,587.99
Check	03/16/2020	1983	Verizon Wireless		-68.60	-3,656.59
Check	05/20/2020				-239.52	-3,896.11
Transfer	06/29/2020				-375.95	-4,272.06
Bill Pmt -Check	01/08/2021	2429	State Water Resour...		-3,016.20	-7,288.26
Bill Pmt -Check	01/08/2021	2427	AT&T (CALNET3) B...		-176.68	-7,464.94
Bill Pmt -Check	01/20/2021	2450	RP Registrations Pl...		-199.00	-7,663.94
Bill Pmt -Check	01/20/2021	2447	Mediacom		-129.95	-7,793.89
Bill Pmt -Check	01/20/2021	2449	Quill		-63.25	-7,857.14
Check	01/21/2021	ACH	PG&E		-2,178.69	-10,035.83
Check	01/21/2021	ACH	PG&E		-206.96	-10,242.79
Total Checks and Payments					-10,242.79	-10,242.79
Deposits and Credits - 4 items						
Deposit	12/01/2020				115.00	115.00
Deposit	01/28/2021				218.10	333.10
Deposit	01/29/2021				113.47	446.57
Deposit	01/29/2021				251.06	697.63
Total Deposits and Credits					697.63	697.63
Total Uncleared Transactions					-9,545.16	-9,545.16
Register Balance as of 01/31/2021					-8,910.13	57,744.11
New Transactions						
Checks and Payments - 48 items						
Check	02/01/2021	ACH	Pitney Bowes-Reser...		-300.00	-300.00
Bill Pmt -Check	02/02/2021	2475	Thatcher Company, ...		-952.21	-1,252.21
Bill Pmt -Check	02/02/2021	2467	Alpha Analytical Lab...		-694.00	-1,946.21
Bill Pmt -Check	02/02/2021	2476	USA Bluebook		-328.59	-2,274.80
Bill Pmt -Check	02/02/2021	2470	Fred Pryor / Career ...		-299.00	-2,573.80
Bill Pmt -Check	02/02/2021	2474	Streamline		-200.00	-2,773.80
Bill Pmt -Check	02/02/2021	2469	California Extermina...		-84.00	-2,857.80

6:37 AM

02/19/21

Buckingham Park Water District Reconciliation Detail

115 · Umpqua Bank- 1586, Period Ending 01/31/2021

Type	Date	Num	Name	Clr	Amount	Balance
Bill Pmt -Check	02/02/2021	2466	Ahimsah Wonderwh...		-62.64	-2,920.44
Bill Pmt -Check	02/02/2021	2473	Lori Gonzalez - Rei...		-61.48	-2,981.92
Bill Pmt -Check	02/02/2021	2477	Wine Country Water...		-60.00	-3,041.92
Bill Pmt -Check	02/02/2021	2471	Grainger		-38.93	-3,080.85
Bill Pmt -Check	02/02/2021	2468	Autozone		-28.42	-3,109.27
Liability Check	02/02/2021	1	United States Treas...		-16.22	-3,125.49
Bill Pmt -Check	02/02/2021	2472	Lake County Waste ...		-13.50	-3,138.99
Liability Check	02/02/2021	2	EDD 69811925		-4.31	-3,143.30
Bill Pmt -Check	02/03/2021	2478	AT&T (CALNET3) B...		-181.74	-3,325.04
Check	02/04/2021	ACH	Umpqua Bank- Che...		-763.51	-4,088.55
Liability Check	02/05/2021	2462	United States Treas...		-2,651.26	-6,739.81
Paycheck	02/05/2021	2457	Alan Mitchell		-2,376.27	-9,116.08
Paycheck	02/05/2021	2456	Ahimsah O Wonder...		-1,977.87	-11,093.95
Paycheck	02/05/2021	2458	Lori A Gonzalez		-1,484.32	-12,578.27
Paycheck	02/05/2021	2460	William A Rae		-1,457.01	-14,035.28
Liability Check	02/05/2021	2465	Franklin Templeton I...		-551.79	-14,587.07
Liability Check	02/05/2021	2461	EDD 69811925		-439.71	-15,026.78
Liability Check	02/05/2021	2463	EDD 69811925		-340.16	-15,366.94
Paycheck	02/05/2021	2459	Nakia D Foskett		-182.30	-15,549.24
Liability Check	02/05/2021	2464	EDD - Vol. 77653459		-118.88	-15,668.12
Bill Pmt -Check	02/08/2021	2479	Abbott's Heating & ...		-9,200.00	-24,868.12
Check	02/17/2021	2498	Lake County Public ...		-220.00	-25,088.12
Check	02/18/2021	ACH	United Healthcare In...		-2,634.82	-27,722.94
Check	02/18/2021	ACH	VSP		-46.28	-27,769.22
Liability Check	02/19/2021	2487	United States Treas...		-2,597.06	-30,366.28
Paycheck	02/19/2021	2481	Alan Mitchell		-2,391.24	-32,757.52
Paycheck	02/19/2021	2480	Ahimsah O Wonder...		-1,951.69	-34,709.21
Paycheck	02/19/2021	2482	Lori A Gonzalez		-1,455.59	-36,164.80
Paycheck	02/19/2021	2484	William A Rae		-1,446.62	-37,611.42
Liability Check	02/19/2021	2486	Franklin Templeton I...		-554.56	-38,165.98
Bill Pmt -Check	02/19/2021	2495	US Bank		-528.73	-38,694.71
Liability Check	02/19/2021	2489	EDD 69811925		-434.04	-39,128.75
Bill Pmt -Check	02/19/2021	2492	County of Lake Soli...		-432.68	-39,561.43
Bill Pmt -Check	02/19/2021	2497	USA Bluebook		-381.02	-39,942.45
Bill Pmt -Check	02/19/2021	2493	Grainger		-303.22	-40,245.67
Bill Pmt -Check	02/19/2021	2494	Kelseyville Lumber		-255.07	-40,500.74
Liability Check	02/19/2021	2485	EDD 69811925		-164.48	-40,665.22
Liability Check	02/19/2021	2488	EDD - Vol. 77653459		-115.58	-40,780.80
Bill Pmt -Check	02/19/2021	2491	California Extermina...		-84.00	-40,864.80
Bill Pmt -Check	02/19/2021	2496	Verizon Wireless		-62.02	-40,926.82
Bill Pmt -Check	02/19/2021	2490	Alpha Analytical Lab...		-35.00	-40,961.82
Total Checks and Payments					-40,961.82	-40,961.82
Deposits and Credits - 18 items						
Deposit	02/01/2021				175.00	175.00
Deposit	02/01/2021				1,457.70	1,632.70
Deposit	02/02/2021				99.21	1,731.91
Deposit	02/02/2021				124.26	1,856.17
Deposit	02/02/2021				1,152.72	3,008.89
General Journal	02/02/2021	46971			1,263.35	4,272.24
Deposit	02/04/2021				1,189.04	5,461.28
Deposit	02/05/2021				121.32	5,582.60
Deposit	02/08/2021				18,784.56	24,367.16
Deposit	02/09/2021				18.95	24,386.11
Deposit	02/09/2021				97.48	24,483.59
Deposit	02/09/2021				692.65	25,176.24
Deposit	02/10/2021				1,012.52	26,188.76
Deposit	02/11/2021				1,807.26	27,996.02
Deposit	02/12/2021				1,676.75	29,672.77
Deposit	02/16/2021				2,475.46	32,148.23
Deposit	02/17/2021				474.39	32,622.62
Deposit	02/18/2021				634.66	33,257.28
Total Deposits and Credits					33,257.28	33,257.28
Total New Transactions					-7,704.54	-7,704.54

6:37 AM

02/19/21

Buckingham Park Water District
Reconciliation Detail
115 · Umpqua Bank- 1586, Period Ending 01/31/2021

<u>Type</u>	<u>Date</u>	<u>Num</u>	<u>Name</u>	<u>Clr</u>	<u>Amount</u>	<u>Balance</u>
Ending Balance					<u>-16,614.67</u>	<u>50,039.57</u>


UMPQUA BANK

January 31, 2021 Page: 1 of 2

 Customer Service:
 1-866-486-7782

 BUCKINGHAM PARK WATER DISTRICT
 U S D A LOAN
 2880 EASTLAKE DR
 KELSEYVILLE CA 95451-9031

 Last statement: December 31, 2020
 This statement: January 31, 2021

PUBLIC FUNDS ANALYZED CHECKING

Account number	4864976156	Beginning balance	\$56,576.94
Low balance	\$46,720.00	Deposits/Additions	\$10,375.95
Average balance	\$54,473.73	Withdrawals/Subtractions	\$9,856.94
Interest earned	\$0.00	Ending balance	\$57,095.95

Other Deposits/ Additions

<u>Date</u>	<u>Description</u>	<u>Additions</u>
01-22	Cash Mgmt Trsfr Cr Ref 02210511 Funds Transfer Frm Dep 4861421586 From Usda Loan Pmnt	10,000.00
01-26	Cash Mgmt Trsfr Cr Ref 02617011 Funds Transfer Frm Dep 4861421586 From Usda Loan Payment	375.95
Total Other Deposits/ Additions		\$10,375.95

ACH and Electronic Payments/Subtractions

<u>Date</u>	<u>Description</u>	<u>Subtractions</u>
01-15	ACH Debit Usda Rd Dcfo Payment 0000 20210115	9,834.37
Total ACH and Electronic Payments/Subtractions		\$9,834.37

Other Withdrawals/Subtractions

<u>Date</u>	<u>Description</u>	<u>Subtractions</u>
01-20	Maintenance Fee Analysis Activity For 12/20	22.57
Total Other Withdrawals/Subtractions		\$22.57

Daily Balances

Date	Amount	Date	Amount	Date	Amount
12-31	56,576.94	01-20	46,720.00	01-26	57,095.95
01-15	46,742.57	01-22	56,720.00	01-31	57,095.95

Overdraft Fee Summary

	Total For This Period	Total Year-to-Date
Total Overdraft Fees	\$0.00	\$0.00
Total Returned Item Fees	\$0.00	\$0.00

Checks

(* Skip in check sequence, R-Check has been returned, + Electronified check)
 Total Checks paid: 0 for -\$0.00

6:38 AM

02/19/21

Buckingham Park Water District**Reconciliation Summary****125 · Umpqua Bank - 6156 (USDA pmnts), Period Ending 01/31/2021**

	<u>Jan 31, 21</u>
Beginning Balance	56,576.94
Cleared Transactions	
Checks and Payments - 2 items	-9,856.94
Deposits and Credits - 2 items	<u>10,375.95</u>
Total Cleared Transactions	<u>519.01</u>
Cleared Balance	<u>57,095.95</u>
Register Balance as of 01/31/2021	57,095.95
Ending Balance	57,095.95

6:38 AM

02/19/21

Buckingham Park Water District

Reconciliation Detail

125 - Umpqua Bank - 6156 (USDA pmnts), Period Ending 01/31/2021

Type	Date	Num	Name	Clr	Amount	Balance
Beginning Balance						56,576.94
Cleared Transactions						
Checks and Payments - 2 items						
Check	01/15/2021	ACH	USDA Rural Dev	X	-9,834.37	-9,834.37
Check	01/20/2021			X	-22.57	-9,856.94
Total Checks and Payments					-9,856.94	-9,856.94
Deposits and Credits - 2 items						
Transfer	01/22/2021			X	10,000.00	10,000.00
Transfer	01/26/2021			X	375.95	10,375.95
Total Deposits and Credits					10,375.95	10,375.95
Total Cleared Transactions					519.01	519.01
Cleared Balance					519.01	57,095.95
Register Balance as of 01/31/2021					519.01	57,095.95
Ending Balance					<u>519.01</u>	<u>57,095.95</u>

California State Treasurer
Fiona Ma, CPA



Local Agency Investment Fund
P.O. Box 942809
Sacramento, CA 94209-0001
(916) 653-3001

February 01, 2021

[LAIF Home](#)
[PMIA Average Monthly Yields](#)

BUCKINGHAM PARK WATER DISTRICT

OFFICE MANAGER
2880 EASTLAKE DRIVE
KELSEYVILLE, CA 95451

[Tran Type Definitions](#)

Account Number: 90-17-003

January 2021 Statement

Effective Date	Transaction Date	Tran Type	Confirm Number	Web Confirm Number	Authorized Caller	Amount
1/15/2021	1/14/2021	QRD	1665073	N/A	SYSTEM	1,437.25

Account Summary

Total Deposit:	1,437.25	Beginning Balance:	966,213.68
Total Withdrawal:	0.00	Ending Balance:	967,650.93

6:40 AM

02/19/21

Buckingham Park Water District
Reconciliation Summary
120 · LAIF, Period Ending 01/31/2021

	<u>Jan 31, 21</u>
Beginning Balance	966,213.68
Cleared Transactions	
Deposits and Credits - 1 item	<u>1,437.25</u>
Total Cleared Transactions	<u>1,437.25</u>
Cleared Balance	<u>967,650.93</u>
Register Balance as of 01/31/2021	967,650.93
Ending Balance	967,650.93

6:40 AM

02/19/21

Buckingham Park Water District
Reconciliation Detail
 120 · LAIF, Period Ending 01/31/2021

Type	Date	Num	Name	Clr	Amount	Balance
Beginning Balance						966,213.68
Cleared Transactions						
Deposits and Credits - 1 item						
Deposit	01/14/2021			X	1,437.25	1,437.25
Total Deposits and Credits					1,437.25	1,437.25
Total Cleared Transactions					1,437.25	1,437.25
Cleared Balance					1,437.25	967,650.93
Register Balance as of 01/31/2021					1,437.25	967,650.93
Ending Balance					1,437.25	967,650.93

BUCKINGHAM PARK WATER DISTRICT

INTERNAL CONTROLS

COMPLIANCE REVIEW: PETTY CASH

JANUARY 2021

Date	Receipt Amount	Log	QB	Notes
1/5/21	\$50.00	Y	Y	gas can
1/12/21	\$30.23	Y	Y	bearings for pump
1/14/21	\$40.00	Y	Y	gas @ ford
1/14/21	\$15.00	Y	Y	lien release
1/19/21	\$14.00	Y	Y	lien release
1/29/2021	\$40.00	Y	Y	gas @ ford

Was petty cash hand reconciled during reporting Month? YES

Date(s) of Petty Cash hand reconciliation:

VARIANCES: 0

Notes to Variances: n/a

Nakia Sockett 1/19/2021

Verifying Signature

Date

Buckingham Park Water District

Petty Cash Expense Log
Month: Jan 2021

DATE	VENDOR	CODE	PURPOSE	AMOUNT	CASH RECD' BY:	QB ENTRY BY:
11/5/20	Riviera Foods	541.60	Ranger & Gas can	50.00 ✓	WJK	[Signature]
11/2/21	NAR Auto Parts	568.10	Bearings for Pump	30.23 ✓	AM	[Signature]
11/14/21	Riviera Foods	541.60	Gas @ Ford	40.00 ✓	[Signature]	[Signature]
11/14/21	Sophie Koot	569.45	Lien Release	15.00 ✓	WJK	[Signature]
11/17/21	County Recorder	562.75	Lien Release	14.00 ✓	Am	[Signature]
11/29/21	Riviera Foods	541.60	Gas @ Ford	40.00 ✓	Clean Mitchell	[Signature]

Signature of Verification / Date

WR 1/5/21

89641 MI.

RIVIERA FOODS
9730 STATE HWY 281 KELSEYVILLE CA
(707) 277-7601

0001 03 03897723 01/05/21 9:09am 151 JULIE
GAS \$50.00

SUBTOTAL \$50.00
TOTAL \$50.00 /

CASH \$50.00
CHANGE \$0.00

OF ITEMS: 1

15.156 GAL @ \$3.299/GAL

PETTY CASH RECONCILIATION

DATE: 1/4/21

		<u>0.00</u>
\$0.01	<u>.10</u>	
\$0.05	<u>.30</u>	
\$0.10	<u>.80</u>	
\$0.25	<u>3.75</u>	
\$1.00	<u>17.00</u>	
\$5.00	<u>25.00</u>	
\$10.00	<u>50.00</u>	
\$20.00	<u> </u>	
\$50.00	<u> </u>	
\$100.00	<u> </u>	
Total Cash	<u>96.95</u>	

0.00G+
0.10 +
0.30 +
0.80 +
3.75 +
17.00 +
25.00 +
50.00 +
96.95G+
0.00G+
200.00 +
96.95 -
103.05G+

*Reference CE
Amount*

Reconciled By:  1/4/21
Date

Verified By:  1/4/21
Date

BUCKINGHAM PARK WATER DISTRICT

2431

Ahimsah Wonderwheel - Petty Cash
130 · Petty Cash

1/5/2021

103.05

Umpqua Bank- 1586

103.05

BUCKINGHAM PARK WATER DISTRICT

2431

Ahimsah Wonderwheel - Petty Cash
130 · Petty Cash

1/5/2021

103.05

Umpqua Bank- 1586

103.05

568.10

Bearings for Pump



LAKE PARTS CLEARLAKE

(707) 994-9421

14942 Lakeshore Dr

REF BY _____ VER BY _____

CLEARLAKE, CA 95422

Emp. 208 01/12/2021 15:43 (11)

INVOICE 029257

9054 HQ AAA SHOW CARD SAVE PROGRAM
& SAVE PROGRAM
Please Enter AAA Membership
Number, CA

Description	Qty	Net	Total
ALTERNATOR BEAR 886 6205-2RSJ	1	27.80	27.80

Don't miss out! Sign up online for NAPA Rewards & get \$5 back for every \$100 you spend. Go to NAPARewards.com & use claim code 4650182516268 to get started!

Subtotal 27.80
8.75 CLEARLAKE 8.7500% 2.43
* 0.00

TOTAL DUE 30.23

Cash 100.00
Change Due 69.77

Remit to: NAPA Auto Parts
2440 South Main St
Lakeport CA 95453

RECEIPT REQUIRED
FOR RETURNS
WARRANTY INFORMATION
AVAILABLE
ON REQUEST
<< CUSTOMER COPY >>

WFL 1/14/21

89746 MILES



RIVIERA FOODS
 9730 STATE HWY 281 KELSEYVILLE CA
 (707) 277-7601

0001 01 01171886 01/14/21 10:48am 109 MARIO
 GAS \$40.00

SUBTOTAL \$40.00
 TOTAL \$40.00 ✓

CASH \$40.00
 CHANGE \$0.00

OF ITEMS: 1

11.768 GAL @ \$3.399/GAL



Buckingham Park Water District
2880 Eastlake Drive · Kelseyville, CA 95451
Phone (707) 279-8568 · Fax (707) 279-2947

PETTY CASH EXPENSE

1/14/21

Sophie Koot

**Notary fee for Lien Release of 044-202-120-000, at 2590 Westlake Drive,
Kelseyville, CA 95451**

Total: \$15.00 ✓

Received by: _____

Sophie Koot

Date: _____

Jan. 14th, 2021

#562.75

Receipt: 202101000566

LAKE COUNTY RECORDER

Teller: MMN Station: 001 Drawer: 001

Date: 1/19/2021 2:01:06 PM

PUBLIC

2021000752	1	\$	14.00
MECH LIEN			

Amount Due	\$	14.00
Amount Received	\$	15.00

CASH		
Change	\$	1.00
Balance due	\$	0.00

GAS FOR FORD RANGER

RIVIERA FOODS
9730 STATE HWY 281 KELSEVILLE CA
(707) 277-7601

0001 03 03909505 01/29/21 1:18pm 105
GAS \$40.00

SUBTOTAL \$40.00
TOTAL \$40.00

CASH \$40.00
CHANGE \$0.00

OF ITEMS: 1

10:53 AM

02/01/21

Accrual Basis


Buckingham Park Water District
Account QuickReport
 As of January 31, 2021


Type	Date	Num	Name	Memo	Split	Amount	Balance
130 · Petty Cash							96.95
Check	01/05/2021	2431	Ahimsah Wonderwhe...		115 · Umpqua B...	103.05	200.00
Check	01/05/2021		Braitto's Riviera Foods		541.60 · Mileag...	-50.00	150.00
Check	01/12/2021		Napa Lake Parts		568.10 · Supplies	-30.23	119.77
Check	01/14/2021		Braitto's Riviera Foods		541.60 · Mileag...	-40.00	79.77
Check	01/14/2021		Sophie Koot - Notary		569.45 · Outside...	-15.00	64.77
Check	01/19/2021	ACH	County of Lake		562.75 · Lien Fill...	-14.00	50.77
Check	01/19/2021	2455	Ahimsah Wonderwhe...		115 · Umpqua B...	155.23	206.00
Check	01/29/2021		Braitto's Riviera Foods		541.60 · Mileag...	-40.00	166.00
Total 130 · Petty Cash						69.05	166.00
TOTAL						69.05	166.00

PETTY CASH RECONCILIATION

DATE: 2/1/21

\$0.01	<u>.10</u>	(Attach tape here)	
\$0.05	<u>.35</u>		0.00G+
\$0.10	<u>.80</u>		0.10 +
\$0.25	<u>4.75</u>		0.35 +
\$1.00	<u>20-</u>		0.80 +
\$5.00	<u>40.00</u>		4.75 +
\$10.00	<u>60.00</u>		20.00 +
\$20.00	<u>40.00</u>		40.00 +
\$50.00	<u> </u>		60.00 +
\$100.00	<u> </u>		40.00 +
Total Cash	<u>166.00</u>		166.00G+

Reconciled By:  / 2/1/21
Date

Verified By:  / 2/1/21
Date

6:43 AM

02/19/21

Buckingham Park Water District
Reconciliation Summary
130 - Petty Cash, Period Ending 01/31/2021

	<u>Jan 31, 21</u>
Beginning Balance	96.95
Cleared Transactions	
Checks and Payments - 6 items	-189.23
Deposits and Credits - 2 items	<u>258.28</u>
Total Cleared Transactions	<u>69.05</u>
Cleared Balance	<u>166.00</u>
Register Balance as of 01/31/2021	166.00
New Transactions	
Checks and Payments - 1 item	<u>-40.00</u>
Total New Transactions	<u>-40.00</u>
Ending Balance	<u><u>126.00</u></u>

6:43 AM
02/19/21

Buckingham Park Water District
Reconciliation Detail
130 · Petty Cash, Period Ending 01/31/2021

Type	Date	Num	Name	Clr	Amount	Balance
Beginning Balance						96.95
Cleared Transactions						
Checks and Payments - 6 items						
Check	01/05/2021		Braitto's Riviera Foods	X	-50.00	-50.00
Check	01/12/2021		Napa Lake Parts	X	-30.23	-80.23
Check	01/14/2021		Braitto's Riviera Foods	X	-40.00	-120.23
Check	01/14/2021		Sophie Koot - Notary	X	-15.00	-135.23
Check	01/19/2021	ACH	County of Lake	X	-14.00	-149.23
Check	01/29/2021		Braitto's Riviera Foods	X	-40.00	-189.23
Total Checks and Payments					-189.23	-189.23
Deposits and Credits - 2 items						
Check	01/05/2021	2431	Ahimsah Wonderwh...	X	103.05	103.05
Check	01/19/2021	2455	Ahimsah Wonderwh...	X	155.23	258.28
Total Deposits and Credits					258.28	258.28
Total Cleared Transactions					69.05	69.05
Cleared Balance					69.05	166.00
Register Balance as of 01/31/2021					69.05	166.00
New Transactions						
Checks and Payments - 1 item						
Check	02/10/2021		Braitto's Riviera Foods		-40.00	-40.00
Total Checks and Payments					-40.00	-40.00
Total New Transactions					-40.00	-40.00
Ending Balance					29.05	126.00