



BUCKINGHAM PARK WATER DISTRICT

2880 Eastlake Drive, Kelseyville, CA 95451

AGENDA

MEETING OF THE BOARD

Monday August 23rd, 2021 at 5:00 p.m.

Held via teleconference

Due to COVID-19

**The public may attend via teleconference by calling (425) 436-6362
and use Access code: 807718#**

***REQUEST FOR DISABILITY RELATED MODIFICATION OR ACCOMMODATION:** A request for a disability-related modification or accommodation which is necessary to participate in the Board of Directors meeting should be made in writing to the Secretary to the Board at least 48 hours prior to the meeting.*

1.0 CALL TO ORDER:

Time: _____ / Location: Teleconference / Buckingham Park Water District's Business Office at 2874 Eastlake Drive, Kelseyville, CA 95451

2.0 ROLL CALL OF BOARD MEMBERS:

President, Mark Boyle	[]	Vice President, Ken Agarwal	[]	Director, Shannon Maurer	[]
Director, Lisa Vartabedian	[]	Director, Thomas Brandon	[]		

3.0 PUBLIC INPUT:

NON-AGENDA ITEMS – Members of the Public may address the Board for a maximum of 3 minutes on subject matter, which falls within the jurisdiction of the Board.

4.0 CONSENT AGENDA:

(A Board Member may move any item from the Consent Agenda to the Action / Discussion Items should action need to be taken.)

- 4.1 Approval of August 23rd, 2021 Agenda
- 4.2 Approval of July 26th, 2021 Minutes

5.0 APPEALS:

- 5.1 Appeal #1 - High Water Usage / Bill

6.0 ACTION / DISCUSSION ITEMS:

- 6.1 APPROVE / DISAPPROVE
Managements Report July 2021
- 6.2 APPROVE / DISAPPROVE
Adopt updated Policy No. 2565 on Jury Duty



BUCKINGHAM PARK WATER DISTRICT

2880 Eastlake Drive, Kelseyville, CA 95451

AGENDA

MEETING OF THE BOARD

Monday August 23rd, 2021 at 5:00 p.m.

Held via teleconference

Due to COVID-19

**The public may attend via teleconference by calling (425) 436-6362
and use Access code: 807718#**

6.3 APPROVE / DISAPPROVE
Adopt Policy No. 3016 on Mask Policy

6.4 DISCUSSION
Update on Emergency Intake Project

7.0 NEW BUSINESS:

7.1 Approve / Disapprove – Estimate for retaining wall concrete repair (had a difficult time finding repair company due to product not available for this type of underneath repair

7.2 Approve / Disapprove – Purchase of Turbidimeter from Swan Analytical to come out of CIP Reserves

7.3 Approve / Disapprove – Purchase of Portable Turbidimeter from Hach to come out of CIP Reserves

7.4 Consideration of items not appearing on the posted agenda:

Consideration of items not appearing on the posted agenda, if necessary, requires the following Board action prior to consideration: 1) A determination by a majority of the Board that an emergency situation exists (as defined in section 54956.9 of the Brown Act); or 2) A determination by a two-thirds vote of the legislative body or, if less than two-thirds of the members that are present, a unanimous vote of those members present, that there is a need to take immediate action and that the need for action came to the attention of the District subsequent to the agenda being posted.

8.0 ADJOURNMENT:

Motion to adjourn: _____ Time: _____

Respectfully Submitted by:



Lori Gonzalez - Office Manager / Secretary to the Board





BUCKINGHAM PARK WATER DISTRICT

2880 Eastlake Drive, Kelseyville, CA 95451

OFFICIAL MEETING MINUTES

MEETING OF THE BOARD

Monday July 26th, 2021 at 5:00 p.m.;

Held via teleconference

Due to COVID-19

The public may attend via teleconference by calling (425) 436-6362
and use Access code: 807718#

1.0 CALL TO ORDER:

Board President Mark Boyle called the meeting to order at 5:01pm

2.0 ROLL CALL OF BOARD MEMBERS:

Present: President Mark Boyle, Vice President Ken Agarwal, Director Lisa Vartabedian, Director Shannon Maurer, Director Thomas Brandon

Absent: None

3.0 PUBLIC INPUT:

NON-AGENDA ITEMS – Members of the Public may address the Board for a maximum of 3 minutes on subject matter, which falls within the jurisdiction of the Board.

The Board reviewed the email from Customer

4.0 CONSENT AGENDA:

(A Board Member may move any item from the Consent Agenda to the Action / Discussion Items should action need to be taken.)

- 4.1 Approval of July 26th, 2021 Agenda
- 4.2 Approval of June 28th, 2021 Meeting Minutes
- 4.3 Approval of April 26th, 2021 Corrected Minutes

The July 26th, 2021 Agenda, the June 28th, 2021 Minutes and April 26th, 2021 Corrected Minutes were approved by the following vote:

Ayes: Vartabedian, Brandon, Agarwal, Maurer, and Boyle

Noes: None

Abstentions: None

Absent: None

5.0 APPEALS:

- 5.1 Appeal #1 – High Water Usage / Bill

The Appeal #1 High Water Usage / Bill was denied by the following vote:

Ayes: Vartabedian, Brandon, Agarwal, Maurer, and Boyle

Noes: None

Abstentions: None

Absent: None



BUCKINGHAM PARK WATER DISTRICT

2880 Eastlake Drive, Kelseyville, CA 95451

OFFICIAL MEETING MINUTES

MEETING OF THE BOARD

Monday July 26th, 2021 at 5:00 p.m.;

Held via teleconference

Due to COVID-19

The public may attend via teleconference by calling (425) 436-6362
and use Access code: 807718#

6.0 ACTION / DISCUSSION ITEMS:

6.1 APPROVE / DISAPPROVE MANAGEMENT'S REPORT:

- a) June 2021

The Managements Report for April 2021 was approved by the following vote:

Ayes: Maurer, Vartabedian, Agarwal, Brandon, and Boyle

Noes: None

Abstentions: None

Absent: None

6.2 DISCUSSION

Update on Emergency Intake Project

The General Manager updated the Board on the progress of Emergency Intake Project

6.3 DISCUSSION

Review Final Audit

7.0 NEW BUSINESS:

7.1 Approve / Disapprove – T&S to install flow meter in addition to quote

T&S to install flow meter in addition to quote was approved by the following vote:

Ayes: Brandon, Maurer, Agarwal, Vartabedian and Boyle

Noes: None

Abstentions: None

Absent: None

7.2 Approve / Disapprove – Invoices

1. Pace Engineering / Emergency Intake Project Invoice #41037 for \$4,500.75

The Pace Engineering / Emergency Intake Project Invoice #41037 for \$4,500.75 was approved by the following vote:

Ayes: Vartabedian, Brandon, Agarwal, Maurer and Boyle

Noes: None

Abstentions: None

Absent: None



BUCKINGHAM PARK WATER DISTRICT

2880 Eastlake Drive, Kelseyville, CA 95451

OFFICIAL MEETING MINUTES

MEETING OF THE BOARD

Monday July 26th, 2021 at 5:00 p.m.;

Held via teleconference

Due to COVID-19

The public may attend via teleconference by calling (425) 436-6362
and use Access code: 807718#

7.3 Consideration of items not appearing on the posted agenda:

Consideration of items not appearing on the posted agenda, if necessary, requires the following Board action prior to consideration: 1) A determination by a majority of the Board that an emergency situation exists (as defined in section 54956.9 of the Brown Act); or 2) A determination by a two-thirds vote of the legislative body or, if less than two-thirds of the members that are present, a unanimous vote of those members present, that there is a need to take immediate action and that the need for action came to the attention of the District subsequent to the agenda being posted.

The Board discussed Employee serving on the Civil Grand Jury

ADJOURNMENT:

Director Brandon made a motion to adjourn the public board meeting at 6:34 p.m. The motion carried by the following vote:

Ayes: Brandon, Maurer, Agarwal, Vartabedian and Boyle

Noes: None

Abstentions: None

Absent: None

Respectfully Submitted by:

(Seal)

Lori Gonzalez - Office Manager / Secretary to the Board

2880 Eastlake Drive · Kelseyville, CA 95451
Phone (707) 279-8568 · Fax (707) 279-2947

APPEAL #1

To: Board of Directors
From: Lori Gonzalez, Office Manager & Secretary to the Board
Date: August 19, 2021
Re: Appeal – High Usage / Bill

Margarette Enrique - Account #159105402

I am requesting direction from the Board regarding the above referenced account. We received an Appeal from Margarette Enrique. Margarette is asking Buckingham Park Water District to waive the water bill as she was not aware of a leak as they just purchased the home and was not at house to notice an issue.

Unfortunately it is written in Section 4, Article E, Item 1 that the customer is responsible for all water that flowed through the water meter (please see below as stated in Ordinance)

SECTION 4: ESTABLISHMENT OF DISTRICT BUDGET, RATES AND FEES, BILLING

E. CONSUMPTION BILLING

- 1. The customer is liable for paying for all water that has flowed through the water meter as determined by reading the cubic feet of water recorded by the water meter**

Sincerely,



Lori Gonzalez
Office Manager & Secretary to the Board

BUCKINGHAM PARK WATER DISTRICT

2880 Eastlake Drive Kelseyville, CA 95451

Phone (707) 279-8568 / Fax (707) 279-2947

Appeal Request Form

Name: Margarette Enriquet

Mailing Address: 17736 Keswick St
Northridge CA 91325

Property Address
(if different than above): _____

APPEAL

Please select the charge that you are appealing:

Carrying Charge Backflow late Fee High Usage / Bill

Other: _____

Date of the charge that you are appealing: 8/2/21

Please describe below in detail the reason for your appeal:

3335 South Lake is to this day still vacant
as we are working to make some cosmetic
upgrades before occupying the property.
We have only been there once for a few
days to take measurements & test outlets
& flush toilets the week of June 7th.
One of our great new neighbors let us
know the property had been tagged & a leak
was found in a toilet from a bad flange.
The issue was fixed & both toilets & the
water heater were turned off. please allow
for a one time exception to this
High usage bill. Thank you for your
time & we look forward to meeting the
board members & community leaders in the
future.

[Signature] 8/18/21
Signature Date

Billing History

Account: 159105402

Meter: 10052

Name: Margarete Enrique

Status:

ACTIVE

Service Address: 3335 Southlake Drive Kelseyville, CA 95451

Date Posted	Revenue	Description	Posted Amount	Payment Amount	Balance
8/3/2021	LC1	CARRYING CHARGE	(\$30.00)		
8/2/2021	BAL	BALANCE			\$847.00
8/2/2021	AB-LC1	CARRYING CHARGE	\$15.00		
8/2/2021	AB-LC1	CARRYING CHARGE	\$15.00		
8/2/2021	WTR	Residential Water Use	\$0.64		
8/2/2021	CAPA	CIP Reserve Fee	\$23.00		
8/2/2021	IMP	Emergency Reserve (\$7.00)	\$0.00		
8/2/2021	BASE	Residential Base Rate	\$74.48		
7/1/2021	BAL	BALANCE			\$718.88
7/1/2021	WTR	Residential Water Use	\$35.50		
7/1/2021	WTR	Residential Water Use	\$24.78		
7/1/2021	WTR	Residential Water Use	\$563.85		
7/1/2021	CAPA	CIP Reserve Fee	\$23.00		
7/1/2021	IMP	Emergency Reserve (\$7.00)	\$0.00		
7/1/2021	BASE	Residential Base Rate	\$71.75		
6/7/2021	PY01	PAYMENT		(\$150.00)	
6/2/2021	PF	APPLICATION PROCESSI	\$150.00		



MANAGEMENT'S REPORT TO THE BOARD

JULY

▪
2021

2880 EASTLAKE DRIVE
KELSEYVILLE, CA. 95451

WATER TREATMENT & DISTRIBUTION REPORT

WATER QUALITY ANALYSIS & SAMPLES

There were no water analysis samples that were out of normal range.

There were no water quality complaints during the month of July. (Water quality complaints are taken very seriously and are responded to within 24 hours.)

WATER USAGE OVERVIEW

Excessive Consumption: Top 10 customer usage was 20.88% of total usage. There were no (0) customer that reported a leak in the month of July out of the top ten users.

Unaccountable Water Loss in July, 2021 was 11.63% (Up 6.21% from June)

Monthly Consumption Tracking for July 2021:

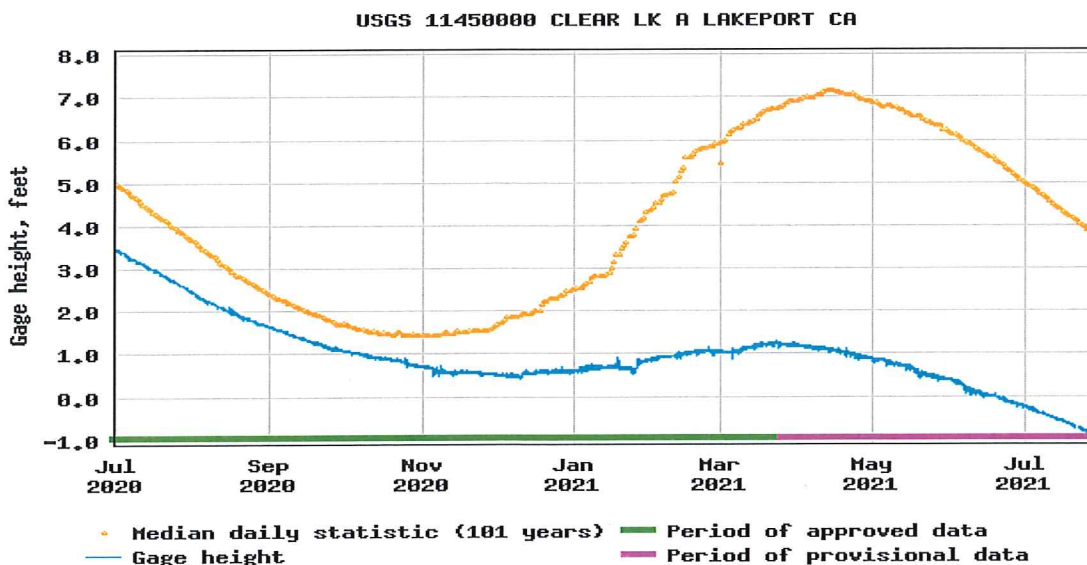
July this year: 537,775cf

Five Year Rolling Average: 556,914 cf

Usage decreased by 5.00% from June

CLEARLAKE RUMSEY LEVEL UPDATE

There are two decrees in place that regulate the release of water from Clearlake to Yolo County. In the winter months the Gopcevic Decree (1920) regulates winter water levels by setting a lake level below which water may not be released and above which water must be released to reduce flooding (0 - 7.56 feet Rumsey, with exceptions). According to the Solano decree (1978 the "full lake" Rumsey level is 7.56'. "If the lake level equals or exceeds 7.56 feet Rumsey on April 1, Yolo County may withdraw 150,000 acre-feet. If the lake level is below 3.22 feet Rumsey on April 1, then no water may be released by Yolo County. Additionally, Yolo County cannot take its full allotment at once and no water can be taken after Oct 31."



FINANCIAL REPORT

Internal Control Failures:

There was no (0) internal control failures in the month of July.

Installment Plan Defaults:

None.

New Customers:

There was one (1) property transfers in the month of July.

Balance Sheet Highlights as of July , 2021:

- Assets Checking / Savings \$1,157,028.40

- **Restricted Reserve Fund Balances**
 - Emergency Reserve \$128,053.25
The District's Emergency Reserve Account is intended to provide funds for disasters or unexpected expenditures for catastrophic failures. The Emergency Reserve Account is not intended to fund the District's normal operations and may only be used in the case of an unanticipated emergency that threatens the District's ability to provide an adequate supply of safe drinking water to the District's customers.

 - Compliance Project Reserve

USDA Short Lived Asset Reserve	\$ 19,150.00
USDA Debt Service / Loan	\$ 45,113.00
SRF Debt Service / Loan	\$ 6,600.00
Compliance Project Reserve Other	<u>\$455,824.20</u>
Total Compliance Project Reserve	\$526,687.20

Fees collected under this category shall be expended as follows:

- a.) Acquisition of new equipment or capabilities that do not currently exist within the District*
- b.) To replace or upgrade existing equipment or capabilities which has exceeded its useful life and is no longer economically feasible to repair*
- c.) To acquire new production, storage or distribution capacity that is required to provide service to the District's service area*
- d.) Debt reduction*

CLEARLAKE RUMSEY LEVEL



	Actual																						
Rumsey Level	0.84	0.75	0.64	0.45	0.4	0.23	0.03	-0.04	-0.18	-0.32	-0.5	-0.64	-0.83	-0.96	-1.11	-1.3	-1.37775	-1.521162	-1.66457	-1.807985	-1.951397059	-2.094809	-2.238220588
Date	5/3/2021	5/10/2021	5/17/2021	5/24/2021	5/31/2021	6/7/2021	6/14/2021	6/21/2021	6/28/2021	7/5/2021	7/12/2021	7/19/2021	7/26/2021	8/2/2021	8/9/2021	8/16/2021	8/23/2021	8/30/2021	9/6/2021	9/13/2021	9/20/2021	9/27/2021	10/4/2021

**Buckingham Park Water District - Treatment Plant
Monthly Report Summary - SN 1710011**

Monthly Report Date:

July-21

Number of Active Connections: 455

Daily System Demand (gallons) & Demand per Connection (gallons/connection)¹

Day 1, (Thu)	148,808 (327)	Day 11, (Sun)	173,318 (381)	Day 21, (Wed)	163,138 (359)	Maximum Daily Distribution Demand: 173,318 gallons Occurred on: 7/11/2021
Day 2, (Fri)	151,799 (334)	Day 12, (Mon)	165,937 (365)	Day 22, (Thu)	142,360 (313)	
Day 3, (Sat)	169,031 (371)	Day 13, (Tue)	168,569 (370)	Day 23, (Fri)	152,428 (335)	Monthly Demand per Conn.: 10,744 gal/conn
Day 4, (Sun)	172,237 (379)	Day 14, (Wed)	143,402 (315)	Day 24, (Sat)	159,690 (351)	
Day 5, (Mon)	168,202 (370)	Day 15, (Thu)	161,633 (355)	Day 25, (Sun)	166,792 (367)	Avg Daily Demand per Conn.: 347 gal/conn
Day 6, (Tue)	132,847 (292)	Day 16, (Fri)	149,967 (330)	Day 26, (Mon)	155,989 (343)	
Day 7, (Wed)	162,731 (358)	Day 17, (Sat)	166,008 (365)	Day 27, (Tue)	162,307 (357)	
Day 8, (Thu)	164,905 (362)	Day 18, (Sun)	160,524 (353)	Day 28, (Wed)	155,602 (342)	
Day 9, (Fri)	159,387 (350)	Day 19, (Mon)	154,157 (339)	Day 29, (Thu)	142,982 (314)	
Day 10, (Sat)	163,236 (359)	Day 20, (Tue)	149,661 (329)	Day 30, (Fri)	151,703 (333)	
				Day 31, (Sat)	149,351 (328)	

Total Operational Hours of Source Water Pump:	567.2 hours (23.6 days)
Total Operational Hours of Recycled Water Pump:	86.7 hours (3.6 days)
Total Operational Hours of Filter Plant:	566.9 hours (23.6 days)
Total Operational Hours of Clearwell Pumps:	401.0 hours (16.7 days)
Average Combined Filter Flow:	172 gpm (0.247 MGD)
Average Clearwell Flow:	206 gpm (0.297 MGD)
Total Quantity of Source Water Pumped:	5,957,687 gal (18.283 acre-ft)
Total Quantity of Recycled Water Pumped:	51,595 gal (0.158 acre-ft)
Total Quantity of Source + Recycled Water Pumped:	6,009,282 gal (18.442 acre-ft)
Total Quantity of Water Filtered (sum of individual flow meters):	5,806,081 gal (17.818 acre-ft)
Total Quantity of Water Pumped from Clearwell into Distribution System:	4,953,627 gal (15.202 acre-ft)
Net Distribution Demand:	4,888,701 gal (15.003 acre-ft)
Total Quantity of Filter Surface Wash (water from distribution system):	28,269 gal (0.087 acre-ft)
Total Quantity of Filter Backwash (68 Total Backwashes), (water from Clearwell):	338,460 gal (1.039 acre-ft)
Total Quantity of Filter-to-Waste:	53,995 gal (0.166 acre-ft)
Total Quantity of Water Discharged to Backwash Sludge Pond:	420,724 gal (1.291 acre-ft)
Net Quantity of Compliance Water Filtered: ²	5,439,352 gal (16.693 acre-ft)
Percent Recovery Rate: ^{2,3}	93.7 %

Multi-Media Filter #	Filter Operations (hours)	Filter Production (Gallons)	Surface Wash (Gallons)	Filter Backwash (Gallons)	Filter-to-Waste (Gallons)	Discharge Vol to Sludge Pond (Gallons)
Filter 1	556	2,905,140	14,582	173,460	26,596	214,637
Filter 2	556	2,900,940	13,687	165,000	27,400	206,087
Sum:	1,112	5,806,081	28,269	338,460	53,995	420,724

Chemical Dosage, mg/L

Percentile Daily Data	Disinfection Pre-Chlorine NaOCl	Coagulant Polymer Blend 9800	Other	Filter Aid Pro Pac 9890	Disinfection Chlorine NaOCl
5 th =	1.8	32.0	-	5.7	3.2
50 th =	2.0	33.4	-	5.9	3.9
95 th =	2.2	34.6	-	6.3	5.4

Percentile 15 minute Data	Clearwell Flow (gpm)	Temperature °C	Clearwell pH	Clearwell Cl ₂ Residual (mg/L)	Microcystin-LR Log (%) Reduction	Giardia cyst Log Inactivation
Min =	40	24.7	7.50	1.01	1.7 (98.06%)	6.2
5 th =	202	25.8	7.61	1.10	-	6.4
50 th =	208	27.1	7.79	1.31	2.4 (99.64%)	7.2
95 th =	212	28.2	7.90	1.50	-	8.0
Max =	224	29.9	8.00	1.65	3.3 (99.95%)	8.2
# of Samples	1,595	1,595	1,595	1,554	31	1458

Percentile 15 min Data	Source NTU	Recycled NTU	Settled NTU	CFE NTU	Filter 1 NTU	Filter 2 NTU
Min =	1.6	0.90	0.23	0.024	0.050	0.049
50 th =	5.5	2.55	1.05	0.033	0.077	0.070
95 th =	10.2	5.45	2.78	0.048	0.111	0.095
Max =	50.0	6.61	5.00	0.110	0.222	0.265
# of Samples	2,272	31	2,272	2,258	2,225	2,224

Note: All turbidity results are based on 15 minute recordings.

All production data and hours operated are based on 1 minute recordings.

1. The demand per connection is based on daily net storage usage + daily amount of water pumped into distribution system - water used surface wash.

2. Based on filter production recorded from individual flow meters minus quantity of water used for filter backwash & surface wash.

3. Percent recovery rate is the ratio between the net and total quantity of water filtered.

Notes:

Print Name: **ALAN MITCHELL**

Signature: *Alan Mitchell*

Date: **8-4-21**

**MONTHLY SUMMARY OF MONITORING
FOR SURFACE WATER TREATMENT REGULATIONS**

System Name: Buckingham Park Water District - Treatment Plant

System Number: 1710011

Filter Type: Filter 1 (Vertical Pressure: 50.3 sq-ft, anthracite & silica sand)

Month/Year: July-21

Date	Filter 1 Operations & Pre-Filtered Water Turbidities (NTU) ¹				Filter 1 Treated Water NTU Every Four Hours ²						Filter 1 Daily Filtered Turbidity, Range, (50, 95th) ¹
	Filter Run Time, Hr.	Filter Loading Rate, (gpm/ft ²) Range, (50th) ³	Source Water Turbidity (5, 50, 95th)	Settled Water Turbidity (5, 50, 95th)	Midnight	4:00 AM	8:00 AM	Noon	4:00 PM	8:00 PM	
Thu-1	15.5	1.8 - 1.9, (1.8)	5.0, 5.8, 7.6	0.60, 0.74, 2.26	0.059	0.067	0.059	0.061	-	0.067	0.059 - 0.170, (0.061, 0.118)
Fri-2	17.3	1.5 - 1.8, (1.8)	5.4, 6.9, 8.7	0.64, 1.37, 2.34	-	0.072	0.069	0.069	-	0.122	0.067 - 0.159, (0.071, 0.110)
Sat-3	18.8	1.5 - 1.9, (1.8)	4.7, 7.0, 10.9	0.87, 1.35, 4.06	-	0.065	0.068	0.064	0.111	0.069	0.063 - 0.165, (0.069, 0.091)
Sun-4	19.3	1.6 - 1.8, (1.8)	4.3, 5.3, 6.7	1.35, 2.57, 3.47	-	-	0.072	0.064	-	0.073	0.064 - 0.117, (0.069, 0.091)
Mon-5	19.3	1.6 - 1.8, (1.8)	4.3, 7.3, 10.3	0.87, 1.07, 4.57	0.087	-	0.069	0.070	0.073	0.079	0.066 - 0.152, (0.071, 0.086)
Tue-6	14.3	1.5 - 1.8, (1.8)	3.3, 3.7, 4.3	0.93, 1.30, 2.02	-	-	0.074	0.073	-	0.084	0.072 - 0.126, (0.078, 0.115)
Wed-7	19.5	1.5 - 1.8, (1.8)	3.5, 6.1, 8.1	0.47, 1.08, 4.99	0.097	-	0.075	0.071	0.087	-	0.062 - 0.127, (0.073, 0.096)
Thu-8	19.0	1.4 - 1.8, (1.8)	5.0, 5.9, 7.1	0.73, 0.90, 3.20	0.064	0.081	0.072	0.069	-	0.079	0.061 - 0.136, (0.070, 0.086)
Fri-9	17.8	1.3 - 1.9, (1.8)	4.7, 5.9, 7.6	0.56, 0.81, 1.87	-	0.069	0.068	0.068	0.074	-	0.061 - 0.140, (0.069, 0.086)
Sat-10	19.0	1.1 - 1.8, (1.8)	4.6, 5.9, 8.5	0.58, 0.83, 1.13	-	0.070	0.075	0.079	-	0.087	0.068 - 0.136, (0.076, 0.094)
Sun-11	19.5	1.4 - 1.8, (1.8)	5.3, 6.1, 7.4	0.54, 0.81, 1.65	0.073	-	0.081	0.080	0.082	0.068	0.068 - 0.177, (0.080, 0.091)
Mon-12	19.0	1.5 - 1.8, (1.8)	4.5, 5.3, 7.1	0.55, 0.78, 1.09	0.071	0.091	0.080	0.077	0.079	0.064	0.064 - 0.124, (0.077, 0.094)
Tue-13	18.3	1.5 - 2.0, (1.8)	3.9, 6.1, 10.1	0.65, 0.84, 1.41	0.070	-	0.073	0.068	0.059	-	0.050 - 0.108, (0.073, 0.089)
Wed-14	16.0	1.4 - 2.0, (1.7)	3.2, 4.1, 5.9	0.81, 1.11, 1.87	-	-	0.083	0.097	-	-	0.081 - 0.178, (0.091, 0.111)
Thu-15	18.3	1.5 - 2.0, (1.8)	4.3, 5.1, 8.1	0.85, 1.50, 2.12	0.091	-	0.096	0.106	0.084	0.088	0.084 - 0.158, (0.096, 0.126)
Fri-16	17.8	0.9 - 1.8, (1.8)	8.1, 9.3, 12.2	1.30, 1.80, 2.70	0.107	-	0.113	0.083	0.083	-	0.080 - 0.147, (0.097, 0.118)
Sat-17	20.3	1.2 - 1.8, (1.7)	9.2, 10.4, 12.3	1.64, 2.05, 3.01	0.106	-	0.082	0.085	0.111	0.097	0.080 - 0.186, (0.090, 0.126)
Sun-18	19.0	0.8 - 1.8, (1.8)	7.2, 8.6, 10.4	1.49, 1.86, 3.26	0.127	-	0.094	0.095	-	0.099	0.087 - 0.151, (0.097, 0.134)
Mon-19	19.0	0.7 - 2.0, (1.8)	5.9, 6.9, 7.9	0.97, 1.31, 1.96	-	0.094	0.101	0.103	-	0.090	0.089 - 0.222, (0.101, 0.119)
Tue-20	17.0	0.7 - 1.9, (1.8)	4.4, 5.2, 6.1	0.92, 1.22, 1.63	0.093	-	0.100	0.100	0.088	-	0.081 - 0.155, (0.099, 0.119)
Wed-21	19.8	0.5 - 1.9, (1.8)	4.8, 5.5, 6.0	0.73, 1.07, 1.53	-	0.092	0.099	0.083	0.082	0.080	0.075 - 0.131, (0.091, 0.102)
Thu-22	17.0	1.5 - 1.8, (1.8)	3.8, 4.4, 5.4	0.70, 0.98, 1.33	0.089	0.089	0.092	0.079	0.086	0.079	0.078 - 0.158, (0.085, 0.117)
Fri-23	18.3	0.5 - 1.8, (1.8)	3.6, 4.0, 4.9	0.52, 0.74, 0.98	0.082	0.087	0.077	0.084	-	0.075	0.074 - 0.137, (0.077, 0.112)
Sat-24	16.5	1.7 - 1.9, (1.8)	3.8, 4.6, 6.7	0.65, 0.91, 1.39	-	0.081	0.074	0.074	0.073	-	0.072 - 0.169, (0.074, 0.093)
Sun-25	18.5	1.8 - 1.8, (1.8)	2.3, 3.6, 4.6	0.57, 0.76, 1.04	0.079	0.074	0.076	0.071	0.087	0.068	0.052 - 0.106, (0.074, 0.095)
Mon-26	17.5	1.7 - 1.8, (1.8)	2.8, 3.7, 4.6	0.40, 0.72, 0.92	-	0.069	0.067	0.064	-	0.070	0.059 - 0.119, (0.066, 0.089)
Tue-27	17.5	1.7 - 2.0, (1.8)	3.6, 4.5, 5.2	0.72, 0.93, 1.40	0.063	0.063	0.069	0.072	0.069	0.068	0.060 - 0.121, (0.070, 0.085)
Wed-28	17.3	1.6 - 1.9, (1.8)	2.0, 2.5, 4.3	0.66, 0.87, 1.73	-	0.083	0.072	0.078	0.068	-	0.068 - 0.179, (0.077, 0.093)
Thu-29	16.3	1.7 - 1.8, (1.8)	2.3, 6.2, 9.9	0.64, 1.04, 1.60	0.079	0.089	0.080	0.084	-	0.080	0.072 - 0.184, (0.081, 0.110)
Fri-30	17.8	1.7 - 1.8, (1.8)	5.3, 8.2, 10.3	0.94, 1.17, 1.52	-	0.079	0.080	-	0.073	0.079	0.070 - 0.124, (0.078, 0.093)
Sat-31	16.5	1.7 - 1.9, (1.8)	4.0, 4.9, 6.9	0.57, 0.79, 1.36	-	-	0.070	0.067	-	0.069	0.058 - 0.148, (0.070, 0.098)
Min:	14.3	0.47	1.6	0.2	0.059	0.063	0.059	0.061	0.059	0.064	0.050
Avg:	17.9	1.73	6.0	1.3	0.085	0.079	0.079	0.078	0.082	0.080	0.082
Max:	20.3	2.04	50.0	5.0	0.127	0.094	0.113	0.106	0.111	0.122	0.222

1. Reported values are based on 15 minute recorded data.

2. Reported values are based on discrete recorded data at 4 hour intervals.

3. Reported loading rate values are based on individual filtration flow.

Number of readings <= 0.3 NTU:

% Readings <= 0.3 NTU:

Average Effluent NTU:

Meets Standard (i.e. at least 95% of readings are <= 0.3 NTU) (Y/N)?

Avg % reduction during the month = [(Avg Raw NTU - Avg Effl NTU)/(Avg Raw NTU)] x 100% :

Meets Standard (i.e. Reduction is greater than 80%) (Y/N)?

4 hr	15 min
137	2,225
100.0%	100.0%
0.080	0.082
Yes	Yes
98.7%	98.6%
Yes	Yes

15 min Data	Filter 1 (gpm/ft ²)	Source Water Turbidity	Settled Water Turbidity
Min =	0.47	1.6	0.23
50 th =	1.79	5.5	1.05
90 th =	1.80	9.1	2.14
95 th =	1.80	10.2	2.78
98 th =	1.81	11.1	3.26
99 th =	1.82	12.0	4.06
Max =	2.04	50.0	5.00

Sample Frequency:		4 hr	15 min
Number of Samples:		137	2,225
Percentile Results:		Min =	0.059 0.050
xth Percentile NTU Value of all turbidity readings: (x% of all turbidity readings are less than these values)		50 th =	0.079 0.077
		90 th =	0.098 0.102
		95 th =	0.106 0.111
		98 th =	0.112 0.129
		99 th =	0.119 0.141
		Max =	0.127 0.222

**MONTHLY SUMMARY OF MONITORING
FOR SURFACE WATER TREATMENT REGULATIONS**

System Name: Buckingham Park Water District - Treatment Plant

System Number: 1710011

Filter Type: Filter 2 (Vertical Pressure: 50.3 sq-ft, anthracite & silica sand)

Month/Year: July-21

Date	Filter 2 Operations & Pre-Filtered Water Turbidities (NTU) ¹				Filter 2 Treated Water NTU Every Four Hours ²						Filter 2 Daily Filtered Turbidity, Range, (50, 95th) ¹
	Filter Run Time, Hr.	Filter Loading Rate, (gpm/ft ²) Range, (50th) ³	Source Water Turbidity (5, 50, 95th)	Settled Water Turbidity (5, 50, 95th)	Midnight	4:00 AM	8:00 AM	Noon	4:00 PM	8:00 PM	
Thu-1	15.5	1.8 - 1.8, (1.8)	5.0, 5.8, 7.6	0.60, 0.74, 2.26	0.059	0.067	0.060	0.052	-	0.057	0.024 - 0.156, (0.060, 0.089)
Fri-2	17.0	1.7 - 1.8, (1.8)	5.4, 6.9, 8.7	0.64, 1.37, 2.34	-	0.066	0.066	0.071	-	0.079	0.029 - 0.145, (0.066, 0.083)
Sat-3	18.8	1.6 - 1.9, (1.8)	4.7, 7.0, 10.9	0.87, 1.35, 4.06	-	0.064	0.066	0.071	0.098	0.066	0.030 - 0.161, (0.067, 0.084)
Sun-4	19.5	1.6 - 1.9, (1.8)	4.3, 5.3, 6.7	1.35, 2.57, 3.47	0.127	-	0.068	0.061	-	0.067	0.029 - 0.127, (0.067, 0.086)
Mon-5	19.3	1.7 - 1.8, (1.8)	4.3, 7.3, 10.3	0.87, 1.07, 4.57	0.094	-	0.067	0.063	0.066	0.069	0.029 - 0.121, (0.067, 0.082)
Tue-6	14.0	1.6 - 1.8, (1.8)	3.3, 3.7, 4.3	0.93, 1.30, 2.02	-	-	0.071	0.062	-	0.068	0.030 - 0.125, (0.072, 0.099)
Wed-7	19.8	1.6 - 1.8, (1.8)	3.5, 6.1, 8.1	0.47, 1.08, 4.99	0.079	-	0.072	0.060	0.076	-	0.027 - 0.115, (0.070, 0.085)
Thu-8	19.0	1.3 - 1.8, (1.8)	5.0, 5.9, 7.1	0.73, 0.90, 3.20	0.062	0.075	0.066	0.058	-	0.068	0.028 - 0.117, (0.065, 0.077)
Fri-9	17.8	1.2 - 1.9, (1.8)	4.7, 5.9, 7.6	0.56, 0.81, 1.87	-	0.070	0.071	0.061	0.071	-	0.030 - 0.115, (0.070, 0.097)
Sat-10	19.0	1.3 - 1.8, (1.8)	4.6, 5.9, 8.5	0.58, 0.83, 1.13	-	0.067	0.070	0.062	-	0.067	0.029 - 0.150, (0.067, 0.083)
Sun-11	19.5	1.6 - 1.8, (1.8)	5.3, 6.1, 7.4	0.54, 0.81, 1.65	0.064	-	0.070	0.062	0.065	0.063	0.029 - 0.181, (0.065, 0.082)
Mon-12	19.0	1.6 - 1.8, (1.8)	4.5, 5.3, 7.1	0.55, 0.78, 1.09	0.062	0.089	0.058	0.065	0.065	0.065	0.030 - 0.119, (0.065, 0.081)
Tue-13	18.3	1.2 - 1.8, (1.8)	3.9, 6.1, 10.1	0.65, 0.84, 1.41	0.066	-	0.059	0.072	0.069	-	0.031 - 0.102, (0.070, 0.085)
Wed-14	16.0	1.2 - 1.8, (1.8)	3.2, 4.1, 5.9	0.81, 1.11, 1.87	-	-	0.063	0.070	0.087	-	0.035 - 0.134, (0.070, 0.101)
Thu-15	18.3	1.5 - 2.0, (1.7)	4.3, 5.1, 8.1	0.85, 1.50, 2.12	0.080	-	0.067	0.071	0.074	0.074	0.036 - 0.155, (0.075, 0.111)
Fri-16	17.8	0.8 - 1.8, (1.6)	8.1, 9.3, 12.2	1.30, 1.80, 2.70	0.093	-	0.068	0.070	0.076	-	0.031 - 0.120, (0.070, 0.099)
Sat-17	20.0	1.4 - 1.8, (1.8)	9.2, 10.4, 12.3	1.64, 2.05, 3.01	-	-	0.068	0.074	-	0.070	0.031 - 0.132, (0.070, 0.091)
Sun-18	19.3	0.7 - 1.8, (1.7)	7.2, 8.6, 10.4	1.49, 1.86, 3.26	0.081	-	0.080	0.099	-	0.075	0.034 - 0.133, (0.077, 0.097)
Mon-19	19.0	0.6 - 1.8, (1.7)	5.9, 6.9, 7.9	0.97, 1.31, 1.96	-	0.078	0.096	0.078	-	0.071	0.034 - 0.265, (0.078, 0.096)
Tue-20	17.0	0.6 - 1.8, (1.7)	4.4, 5.2, 6.1	0.92, 1.22, 1.63	0.074	-	0.065	0.067	0.074	-	0.032 - 0.139, (0.071, 0.104)
Wed-21	19.5	0.6 - 1.9, (1.7)	4.8, 5.5, 6.0	0.73, 1.07, 1.53	-	0.101	0.083	0.069	0.067	0.064	0.028 - 0.127, (0.069, 0.089)
Thu-22	17.0	1.5 - 1.8, (1.8)	3.8, 4.4, 5.4	0.70, 0.98, 1.33	0.061	0.069	0.065	0.067	0.077	-	0.027 - 0.157, (0.068, 0.091)
Fri-23	18.3	0.4 - 1.8, (1.8)	3.6, 4.0, 4.9	0.52, 0.74, 0.98	0.067	0.070	0.065	0.070	-	0.063	0.025 - 0.139, (0.065, 0.088)
Sat-24	16.5	1.8 - 1.9, (1.8)	3.8, 4.6, 6.7	0.65, 0.91, 1.39	-	0.068	0.063	0.065	0.070	-	0.025 - 0.127, (0.066, 0.083)
Sun-25	18.8	1.7 - 1.8, (1.8)	2.3, 3.6, 4.6	0.57, 0.76, 1.04	0.069	0.066	0.066	0.065	0.167	0.076	0.025 - 0.251, (0.067, 0.128)
Mon-26	17.5	1.8 - 1.9, (1.8)	2.8, 3.7, 4.6	0.40, 0.72, 0.92	-	0.070	0.068	0.068	-	0.074	0.025 - 0.136, (0.069, 0.095)
Tue-27	17.5	1.7 - 1.8, (1.8)	3.6, 4.5, 5.2	0.72, 0.93, 1.40	0.068	0.069	0.068	0.070	0.071	0.073	0.026 - 0.103, (0.070, 0.087)
Wed-28	17.3	1.6 - 2.2, (1.8)	2.0, 2.5, 4.3	0.66, 0.87, 1.73	-	0.086	0.070	0.077	0.077	-	0.028 - 0.193, (0.077, 0.092)
Thu-29	16.3	1.7 - 1.9, (1.8)	2.3, 6.2, 9.9	0.64, 1.04, 1.60	0.078	-	0.076	0.080	-	0.078	0.029 - 0.199, (0.078, 0.107)
Fri-30	17.8	1.7 - 1.8, (1.8)	5.3, 8.2, 10.3	0.94, 1.17, 1.52	-	0.074	0.077	0.075	0.076	0.080	0.028 - 0.195, (0.076, 0.101)
Sat-31	16.3	1.7 - 1.9, (1.8)	4.0, 4.9, 6.9	0.57, 0.79, 1.36	-	-	0.070	0.067	-	0.064	0.027 - 0.202, (0.069, 0.090)
Min:	14.0	0.42	1.6	0.2	0.059	0.064	0.058	0.052	0.065	0.057	0.049
Avg:	17.9	1.73	6.0	1.3	0.075	0.074	0.069	0.068	0.079	0.070	0.073
Max:	20.0	2.22	50.0	5.0	0.127	0.101	0.096	0.099	0.167	0.080	0.265

- Reported values are based on 15 minute recorded data.
- Reported values are based on discrete recorded data at 4 hour intervals.
- Reported loading rate values are based on individual filtration flow.

	4 hr	15 min
Number of readings <= 0.3 NTU:	136	2,224
% Readings <= 0.3 NTU:	100.0%	100.0%
Average Effluent NTU:	0.072	0.073

Meets Standard (i.e. at least 95% of readings are <= 0.3 NTU) (Y/N)? **Yes**

Avg % reduction during the month = $[(\text{Avg Raw NTU} - \text{Avg Effl NTU}) / (\text{Avg Raw NTU})] \times 100\%$: **98.8%**

Meets Standard (i.e. Reduction is greater than 80%) (Y/N)? **Yes**

15 min Data	Filter 2 (gpm/ft ²)	Source Water Turbidity	Settled Water Turbidity
Min =	0.42	1.6	0.23
50 th =	1.79	5.5	1.05
90 th =	1.80	9.1	2.14
95 th =	1.80	10.2	2.78
98 th =	1.81	11.1	3.26
99 th =	1.82	12.0	4.06
Max =	2.22	50.0	5.00

	Sample Frequency:	
	4 hr	15 min
Number of Samples:	136	2,224
Percentile Results:	Min =	0.052 0.049
xth Percentile NTU Value of all turbidity readings: (x% of all turbidity readings are less than these values)	50 th =	0.069 0.070
	90 th =	0.080 0.083
	95 th =	0.093 0.095
	98 th =	0.100 0.119
	99 th =	0.118 0.136
	Max =	0.167 0.265

**MONTHLY SUMMARY OF MONITORING
FOR SURFACE WATER TREATMENT REGULATIONS**

System Name: Buckingham Park Water District - Treatment Plant

System #: 1710011

Filter Type: Filter 1 (Vertical Pressure: 50.3 sq-ft)

Month/Year: July-21

Filter 1 Operations												
Date	Run Time, Hr.	Filter Flow gpm, gpm/ft ² Range (50th)	Filter Production (gallons)	Backwash (BW) Start Time	Surface Wash Loading Rate (gpm/ft ²)	Filter BW Loading Rate (gpm/ft ²)	Filter BW Volume (gallons)	Filter SW Volume (gallons)	Filter-to-Waste, Vol (gallons)	Total Vol to Sludge Pond (gallons)	Gal of Water Produced Between BW	UFRV (gal/ft ²)
Sat-1	15.5	89 - 95, (90) 1.8 - 1.9, (1.8)	82,315	10:49 PM	2.3, 2.6, 2.6 2.6, 0.1, 0.0	6 minutes of BW @ 17.6 gpm/ft ²	5,310	513	808	6,631	80,421	1,600
Fri-2	17.3	78 - 92, (90) 1.5 - 1.8, (1.8)	90,906	-	-	-	-	-	-	-	-	-
Sat-3	18.8	77 - 94, (90) 1.5 - 1.9, (1.8)	96,221	1:45 AM 11:54 PM	2.2, 2.6, 2.6 2.6, 0.3, 0.0	6 minutes of BW @ 17.6 gpm/ft ²	10,620	1,044	808	12,472	94,296	1,876
Sun-4	19.3	82 - 91, (90) 1.6 - 1.8, (1.8)	103,457	9:49 PM	2.2, 2.6, 2.7 2.6, 0.3, 0.0	6 minutes of BW @ 17.6 gpm/ft ²	5,310	525	1,616	7,451	95,451	1,899
Mon-5	19.3	82 - 91, (90) 1.6 - 1.8, (1.8)	102,112	8:20 PM	2.1, 2.6, 2.7 2.6, 0.4, 0.0	6 minutes of BW @ 17.6 gpm/ft ²	5,310	527	807	6,644	95,277	1,895
Tue-6	14.3	75 - 91, (89) 1.5 - 1.8, (1.8)	77,668	-	-	-	-	-	-	-	-	-
Wed-7	19.5	75 - 91, (90) 1.5 - 1.8, (1.8)	103,117	12:08 AM 9:57 PM	1.8, 2.5, 2.6 2.6, 0.6, 0.6	6 minutes of BW @ 17.6 gpm/ft ²	10,620	1,037	1,612	13,269	93,111	1,852
Thu-8	19.0	71 - 91, (90) 1.4 - 1.8, (1.8)	97,772	8:11 PM	1.7, 2.6, 2.6 2.6, 0.7, 0.0	6 minutes of BW @ 17.6 gpm/ft ²	5,310	516	808	6,634	92,853	1,847
Fri-9	17.8	67 - 97, (90) 1.3 - 1.9, (1.8)	93,304	8:50 PM	1.5, 2.5, 2.7 2.7, 0.8, 0.0	6 minutes of BW @ 17.6 gpm/ft ²	5,310	510	807	6,627	93,745	1,865
Sat-10	19.0	57 - 91, (90) 1.1 - 1.8, (1.8)	97,796	8:10 PM	0.9, 2.2, 2.7 2.6, 0.9, 0.0	6 minutes of BW @ 17.6 gpm/ft ²	5,310	468	807	6,585	94,017	1,870
Sun-11	19.5	73 - 91, (90) 1.4 - 1.8, (1.8)	100,813	5:53 PM	1.4, 2.4, 2.6 2.6, 0.9, 0.0	6 minutes of BW @ 17.6 gpm/ft ²	5,310	496	807	6,613	92,930	1,849
Mon-12	19.0	77 - 91, (90) 1.5 - 1.8, (1.8)	99,211	4:57 PM	0.8, 2.1, 2.6 2.6, 1.0, 0.0	6 minutes of BW @ 17.6 gpm/ft ²	5,310	466	807	6,583	93,607	1,862
Tue-13	18.3	76 - 102, (89) 1.5 - 2.0, (1.8)	96,966	3:21 PM	1.5, 2.7, 2.7 1.1, 0.0, 0.0	6 minutes of BW @ 17.6 gpm/ft ²	5,310	402	806	6,518	92,951	1,849
Wed-14	16.0	72 - 102, (87) 1.4 - 2.0, (1.7)	82,137	3:50 PM	0.9, 2.2, 2.7 2.7, 1.2, 0.0	6 minutes of BW @ 17.6 gpm/ft ²	5,310	481	804	6,595	92,089	1,832
Thu-15	18.3	73 - 100, (90) 1.5 - 2.0, (1.8)	95,722	12:09 PM	1.0, 2.3, 2.6 2.6, 1.3, 0.0	6 minutes of BW @ 17.6 gpm/ft ²	5,310	491	805	6,606	75,906	1,510
Fri-16	17.8	47 - 91, (90) 0.9 - 1.8, (1.8)	89,634	8:35 AM	1.3, 2.6, 2.6 1.3, 0.0, 0.0	6 minutes of BW @ 17.6 gpm/ft ²	5,310	389	804	6,503	75,717	1,506
Sat-17	20.3	61 - 91, (85) 1.2 - 1.8, (1.7)	99,322	5:56 AM	1.2, 2.6, 2.6 1.4, 0.0, 0.0	6 minutes of BW @ 17.6 gpm/ft ²	5,310	389	804	6,503	78,302	1,558
Sun-18	19.0	41 - 91, (90) 0.8 - 1.8, (1.8)	93,472	12:28 AM 7:25 PM	1.1, 2.7, 2.6 1.6, 0.0, 0.0	6 minutes of BW @ 17.6 gpm/ft ²	10,620	791	1,610	13,021	81,216	1,616
Mon-19	19.0	35 - 99, (90) 0.7 - 2.0, (1.8)	94,452	2:43 PM	1.0, 2.6, 2.6 1.6, 0.0, 0.0	6 minutes of BW @ 17.6 gpm/ft ²	5,310	392	803	6,505	79,842	1,588
Tue-20	17.0	34 - 95, (90) 0.7 - 1.9, (1.8)	86,042	12:51 PM	0.9, 2.7, 2.6 1.7, 0.0, 0.0	6 minutes of BW @ 17.6 gpm/ft ²	5,310	400	804	6,514	79,173	1,575
Wed-21	19.8	26 - 98, (90) 0.5 - 1.9, (1.8)	100,143	11:16 AM	0.8, 2.7, 2.6 1.8, 0.0, 0.0	6 minutes of BW @ 17.6 gpm/ft ²	5,310	400	807	6,517	80,889	1,609
Thu-22	17.0	77 - 91, (90) 1.5 - 1.8, (1.8)	88,032	8:09 AM	0.8, 2.6, 2.6 1.8, 0.0, 0.0	6 minutes of BW @ 17.6 gpm/ft ²	5,310	391	806	6,507	82,017	1,632
Fri-23	18.3	23 - 92, (90) 0.5 - 1.8, (1.8)	95,292	6:54 AM	0.7, 2.7, 2.6 2.0, 0.0, 0.0	6 minutes of BW @ 17.6 gpm/ft ²	5,310	399	806	6,515	82,350	1,638
Sat-24	16.5	86 - 93, (90) 1.7 - 1.9, (1.8)	91,455	4:34 AM	0.6, 2.6, 2.6 2.0, 0.0, 0.0	6 minutes of BW @ 17.6 gpm/ft ²	5,310	396	806	6,512	84,857	1,688
Sun-25	18.5	88 - 92, (90) 1.8 - 1.8, (1.8)	100,340	2:07 AM 9:10 PM	0.5, 2.6, 2.6 2.2, 0.0, 0.0	6 minutes of BW @ 17.6 gpm/ft ²	10,620	802	1,611	13,033	85,295	1,697
Mon-26	17.5	85 - 92, (90) 1.7 - 1.8, (1.8)	93,239	8:05 PM	0.4, 2.7, 2.7 2.3, 0.0, 0.0	6 minutes of BW @ 17.6 gpm/ft ²	5,310	403	807	6,520	85,074	1,692
Tue-27	17.5	83 - 98, (90) 1.7 - 2.0, (1.8)	93,444	3:02 PM	0.3, 2.7, 2.7 2.4, 0.0, 0.0	6 minutes of BW @ 17.6 gpm/ft ²	5,310	406	806	6,522	85,238	1,696
Wed-28	17.3	79 - 96, (90) 1.6 - 1.9, (1.8)	92,390	2:19 PM	0.2, 2.7, 2.7 2.5, 0.0, 0.0	6 minutes of BW @ 17.6 gpm/ft ²	5,310	405	808	6,523	85,124	1,693
Thu-29	16.3	85 - 92, (90) 1.7 - 1.8, (1.8)	85,448	12:32 PM	0.1, 2.7, 2.7 2.6, 0.0, 0.0	6 minutes of BW @ 17.6 gpm/ft ²	5,310	407	807	6,524	84,641	1,684
Fri-30	17.8	86 - 92, (90) 1.7 - 1.8, (1.8)	93,671	11:49 AM	2.7, 2.7, 2.7 0.0, 0.0, 0.0	5 minutes of BW @ 17.6 gpm/ft ²	4,425	405	804	5,634	84,952	1,690
Sat-31	16.5	84 - 94, (90) 1.7 - 1.9, (1.8)	89,245	10:48 AM	2.7, 2.7, 1.2 0.0, 0.0, 0.0	5 minutes of BW @ 17.6 gpm/ft ²	4,425	331	801	5,557	84,814	1,687
Total:	556.3		2,905,140	33			173,460	14,582	26,596	214,638		
	23.2 days											

UFRV: Unit Filter Run Volume is the amount of water filtered per squared-foot between backwashes.

Note: The amount of water filtered between backwashes does not account for the filter production in the previous month for the first calculated UFRV value.

**MONTHLY SUMMARY OF MONITORING
FOR SURFACE WATER TREATMENT REGULATIONS**

System Name: Buckingham Park Water District - Treatment Plant

System #: 1710011

Filter Type: Filter 2 (Vertical Pressure: 50.3 sq-ft)

Month/Year: July-21

Filter 2 Operations												
Date	Run Time, Hr.	Filter Flow (gpm) Range (50lh)	Filter Production (gallons)	Backwash (BW) Start Time	Surface Wash Loading Rate (gpm/ft ²)	Filter BW Loading Rate (gpm/ft ²)	Filter BW Volume (gallons)	Filter SW Volume (gallons)	Filter-to Waste, Vol (gallons)	Total Vol to Sludge Pond (gallons)	Gal of Water Produced Between BW	UFRV (gal/ft ²)
Sat-1	15.5	89 - 91, (90) 1.8 - 1.8, (1.8)	82,376	8:48 AM	2.2, 2.4, 2.5 2.3, 0.0, 0.0	6 minutes of BW @ 16.4 gpm/ft ²	4,950	475	808	6,233	31,575	628
Fri-2	17.0	85 - 93, (90) 1.7 - 1.8, (1.8)	91,186	12:08 PM	2.2, 2.5, 2.5 2.4, 0.1, 0.0	6 minutes of BW @ 16.4 gpm/ft ²	4,950	490	807	6,247	95,960	1,909
Sat-3	18.8	80 - 97, (90) 1.6 - 1.9, (1.8)	97,654	12:01 PM	2.2, 2.5, 2.5 2.5, 0.2, 0.0	6 minutes of BW @ 16.4 gpm/ft ²	4,950	495	810	6,255	95,679	1,903
Sun-4	19.5	82 - 95, (90) 1.6 - 1.9, (1.8)	104,024	11:03 AM	1.9, 2.5, 2.5 2.4, 0.3, 0.0	6 minutes of BW @ 16.4 gpm/ft ²	4,950	479	806	6,235	95,122	1,892
Mon-5	19.3	84 - 91, (90) 1.7 - 1.8, (1.8)	101,995	9:35 AM	1.9, 2.5, 2.5 2.4, 0.3, 0.0	6 minutes of BW @ 16.4 gpm/ft ²	4,950	484	810	6,244	95,090	1,892
Tue-6	14.0	79 - 91, (90) 1.6 - 1.8, (1.8)	77,025	9:58 AM	1.8, 2.4, 2.5 2.5, 0.4, 0.0	6 minutes of BW @ 16.4 gpm/ft ²	4,950	484	805	6,239	94,174	1,874
Wed-7	19.8	80 - 91, (89) 1.6 - 1.8, (1.8)	103,510	11:03 AM	1.1, 2.2, 2.5 2.4, 0.5, 0.0	6 minutes of BW @ 16.4 gpm/ft ²	4,950	439	804	6,193	92,936	1,849
Thu-8	19.0	64 - 90, (89) 1.3 - 1.8, (1.8)	98,003	9:28 AM	0.6, 2.1, 2.5 2.5, 0.6, 0.0	6 minutes of BW @ 16.4 gpm/ft ²	4,950	421	805	6,176	93,136	1,853
Fri-9	17.8	60 - 97, (90) 1.2 - 1.9, (1.8)	93,368	9:44 AM	0.5, 2.0, 2.5 2.5, 0.7, 0.0	6 minutes of BW @ 16.4 gpm/ft ²	4,950	412	806	6,168	93,596	1,862
Sat-10	19.0	64 - 91, (89) 1.3 - 1.8, (1.8)	97,287	8:47 AM	0.4, 1.9, 2.5 2.5, 0.8, 0.0	6 minutes of BW @ 16.4 gpm/ft ²	4,950	407	806	6,163	93,669	1,863
Sun-11	19.5	78 - 91, (88) 1.6 - 1.8, (1.8)	100,903	8:47 AM	0.5, 1.9, 2.5 2.5, 0.9, 0.0	6 minutes of BW @ 16.4 gpm/ft ²	4,950	413	807	6,170	93,408	1,858
Mon-12	19.0	78 - 91, (90) 1.6 - 1.8, (1.8)	97,998	6:49 AM	1.6, 2.5, 2.5 0.9, 0.0, 0.0	6 minutes of BW @ 16.4 gpm/ft ²	4,950	377	807	6,134	93,333	1,857
Tue-13	18.3	62 - 90, (90) 1.2 - 1.8, (1.8)	97,293	6:15 AM	1.5, 2.5, 2.5 1.0, 0.0, 0.0	6 minutes of BW @ 16.4 gpm/ft ²	4,950	375	806	6,131	92,743	1,845
Wed-14	16.0	58 - 92, (90) 1.2 - 1.8, (1.8)	83,941	5:45 AM	1.4, 2.5, 2.4 1.1, 0.0, 0.0	6 minutes of BW @ 16.4 gpm/ft ²	4,950	370	804	6,124	93,944	1,869
Thu-15	18.3	75 - 99, (85) 1.5 - 2.0, (1.7)	92,912	6:14 AM	1.3, 2.5, 2.5 1.2, 0.0, 0.0	6 minutes of BW @ 16.4 gpm/ft ²	4,950	377	807	6,134	91,902	1,828
Fri-16	17.8	40 - 91, (82) 0.8 - 1.8, (1.6)	86,264	2:40 AM 11:55 PM	1.1, 2.5, 2.5 1.3, 0.0, 0.0	6 minutes of BW @ 16.4 gpm/ft ²	9,075	740	808	10,623	80,898	1,609
Sat-17	20.0	70 - 92, (89) 1.4 - 1.8, (1.8)	102,970	12:00 AM 3:59 PM	1.1, 2.5, 2.5 1.4, 0.0, 0.0	5 minutes of BW @ 16.4 gpm/ft ²	4,950	379	1,608	6,937	71,709	1,427
Sun-18	19.3	35 - 92, (84) 0.7 - 1.8, (1.7)	94,805	11:35 AM	1.0, 2.5, 2.5 1.5, 0.0, 0.0	6 minutes of BW @ 16.4 gpm/ft ²	4,950	379	804	6,133	76,335	1,519
Mon-19	19.0	31 - 91, (84) 0.6 - 1.8, (1.7)	93,260	7:37 AM	1.0, 2.5, 2.5 1.5, 0.0, 0.0	6 minutes of BW @ 16.4 gpm/ft ²	4,950	381	805	6,136	79,190	1,575
Tue-20	17.0	29 - 90, (84) 0.6 - 1.8, (1.7)	85,691	5:45 AM	0.9, 2.5, 2.5 1.6, 0.0, 0.0	6 minutes of BW @ 16.4 gpm/ft ²	4,950	380	807	6,137	79,713	1,586
Wed-21	19.5	31 - 94, (87) 0.6 - 1.9, (1.7)	97,418	3:42 AM 9:57 PM	0.8, 2.5, 2.5 1.7, 0.0, 0.0	6 minutes of BW @ 16.4 gpm/ft ²	9,900	745	1,613	12,258	80,420	1,600
Thu-22	17.0	76 - 91, (90) 1.5 - 1.8, (1.8)	87,841	7:49 PM	0.7, 2.5, 2.4 1.8, 0.0, 0.0	6 minutes of BW @ 16.4 gpm/ft ²	4,950	371	807	6,128	81,530	1,622
Fri-23	18.3	21 - 92, (90) 0.4 - 1.8, (1.8)	95,045	5:39 PM	0.6, 2.5, 2.5 1.9, 0.0, 0.0	6 minutes of BW @ 16.4 gpm/ft ²	4,950	383	806	6,139	82,140	1,634
Sat-24	16.5	88 - 95, (90) 1.8 - 1.9, (1.8)	91,530	2:59 PM	0.6, 2.6, 2.5 2.0, 0.0, 0.0	5 minutes of BW @ 16.4 gpm/ft ²	4,125	384	809	5,318	84,776	1,687
Sun-25	18.8	88 - 91, (90) 1.7 - 1.8, (1.8)	101,715	11:03 AM	0.5, 2.6, 2.5 2.1, 0.0, 0.0	6 minutes of BW @ 16.4 gpm/ft ²	4,950	383	810	6,143	80,764	1,607
Mon-26	17.5	89 - 94, (90) 1.8 - 1.9, (1.8)	93,251	8:53 AM	0.4, 2.6, 2.6 2.1, 0.0, 0.0	6 minutes of BW @ 16.4 gpm/ft ²	4,950	385	803	6,138	85,125	1,694
Tue-27	17.5	87 - 91, (90) 1.7 - 1.8, (1.8)	93,610	6:37 AM	0.3, 2.5, 2.5 2.2, 0.0, 0.0	6 minutes of BW @ 16.4 gpm/ft ²	4,950	382	808	6,140	85,087	1,693
Wed-28	17.3	82 - 112, (90) 1.6 - 2.2, (1.8)	91,605	6:14 AM	0.2, 2.5, 2.5 2.3, 0.0, 0.0	6 minutes of BW @ 16.4 gpm/ft ²	4,950	381	802	6,133	84,315	1,677
Thu-29	16.3	84 - 95, (90) 1.7 - 1.9, (1.8)	85,405	3:54 AM	0.2, 2.5, 2.5 2.4, 0.0, 0.0	6 minutes of BW @ 16.4 gpm/ft ²	4,950	382	806	6,138	84,923	1,689
Fri-30	17.8	85 - 91, (90) 1.7 - 1.8, (1.8)	92,972	3:09 AM	2.5, 2.5, 2.5 0.0, 0.0, 0.0	5 minutes of BW @ 16.4 gpm/ft ²	4,125	382	807	5,314	84,468	1,680
Sat-31	16.3	85 - 95, (90) 1.7 - 1.9, (1.8)	88,083	1:09 AM 11:00 PM	2.5, 2.5, 2.4 0.0, 0.0, 0.0	5 minutes of BW @ 16.4 gpm/ft ²	9,075	753	1,597	11,425	85,132	1,694
Total:	556.0		2,900,940	35			165,000	13,688	27,400	206,088		
	23.2 days											

UFRV: Unit Filter Run Volume is the amount of water filtered per squared-foot between backwashes.

Note: The amount of water filtered between backwashes does not account for the filter production in the previous month for the first calculated UFRV value.

Combined Filter Effluent Reporting

Incidents of turbidity greater than **1.0 NTU** in two consecutive measurements taken no more than 15 minutes apart.

Date of Incident	NONE								
Value									

Incidents of turbidity greater than **0.2 NTU** in two consecutive measurements taken 15 minutes apart at the end of the first 60 minutes of continuous filter operation after the filter has been backwashed or otherwise taken offline.

Date of Incident	NONE								
Value									

Individual Filter Effluent Reporting

Were individual filters monitored and recorded at least once every 15 minutes? Yes No
 Were there any trigger violations? Yes No

Incidents of turbidity greater than **1.0 NTU** in two consecutive measurements taken no more than 15 minutes apart.

Date of Incident	NONE								
Value									
Filter Number									

Incidents of turbidity greater than **0.3 NTU** in two consecutive measurements taken 15 minutes apart at the end of the first 60 minutes of continuous filter operation after the filter has been backwashed or otherwise taken offline.

Date of Incident	NONE								
Value									
Filter Number									

Incidents of turbidity greater than **1.0 NTU** in two consecutive measurements taken no more than 15 minutes apart at any time in each of three consecutive months.

Date of Incident	NONE								
Value									
Filter Number									

Incidents of turbidity greater than **2.0 NTU** in two consecutive measurements taken no more than 15 minutes apart at any time in each of two consecutive months.

Date of Incident	NONE								
Value									
Filter Number									

Note: System is required to arrange with the Department for a comprehensive performance evaluation (CPE) to be conducted no later than 30 days following the exceedance. The CPE must be completed and submitted to the State no later than 90 days following the exceedance for the second straight month.

Turbidity Instrument Calibration

Indicate the date that the turbidimeters that are used for regulatory monitoring purposes were calibrated:

Date	Which Turbidimeter	Which standards used, primary or secondary	Date	Which Turbidimeter	Which standards used, primary or secondary
7/21/2021	1720 dfilter 1	primary	7/20/2021	raw scatter 7	primary
7/21/2021	1720 d filter 2	primary	7/20/2021	hach hand held	primary
7/22/2021	Swan Turbiwell	verification			
7/21/2021	settled 1720 c	primary			

Alarm Testing

Date	Alarm Tested	Set Point Tested	Call Out Successful	Shut Down Successful	Time Delay
7/23/2021	CL2 LOW	0.8	YES	YES	0min/30sec
7/23/2021	CL2HIGH	3.25	YES	YES	0min/30sec
7/23/2021	coagulant fail	fail	YES	YES	6min/25sec
7/23/2021	filter 1 ntu high	0.28	YES	YES	INST
7/23/2021	filter 2 ntu high	0.28	YES	YES	INST
7/23/2021	combined ntu high	0.28	YES	YES	0min/15sec

Disinfection Process Data

Disinfectant residual type (check one): Free Chlorine Combined Chlorine Other

Incidents of chlorine residuals less than 0.2 mg/L at the plant effluent:

Date of Incident	none				
Duration					
Date Dept. Notified					

Total number of incidents where residual is < 0.2 mg/L: 0
 Meet Standard (i.e. is not less than 0.2 mg/L for more than four hours (Y/N)? Yes

Number of distribution system residual samples collected:	124
Number of distribution system samples for HPC only:	
Total number of residual and/or HPC samples collected:	124
Number of samples with no detectable residual and HPC is not measured:	
Number of samples with no residual and HPC > 500 CFU/mL:	
Number of samples for HPC only and HPC > 500 CFU/mL:	
Total number of samples with no residual and/or HPC > 500 CFU/mL:	0

Compute V:

Where V = [1 - (Total No. of samples with no residual and/or HPC > 500)/(Total No. of residual and/or HPC samples collected)] x 100

V = 100.0%

Meets Standard (i.e. V >= 95%) (Y/N) ? Yes

SUMMARY OF WATER QUALITY COMPLAINTS

General Complaints:

Type of Complaint	Number	Corrective Actions Taken
Taste/Odor	0	
Color	0	
Turbidity	0	
Suspended Solids	0	
Other (Describe)	0	

Reports of Gastrointestinal Illness (attach additional sheets if necessary):

Person Reporting	Date	Corrective Actions Taken

Attach an explanation of any failure of the performance standards or operating criteria and corrective action taken or planned.

Print Name: ALAN MITCHELL

Signature: *Alan Mitchell*

Date: 8-4-21

CT Compliance for Giardia Lamblia Cysts by Free Chlorine

Input Parameters:

Water System Name:	Buckingham Park Water District		
Number of Service Connections:	455		
System Number:	1710011		
Month and Year:	July-21		
Clearwell(s) - Volume per Foot:	5,288	Gallons/Ft	
Short-Circuiting Factor for Clearwell(s):	0.13	t ₁₀ /T	

		Calc. are based only when plant is on-line and flow leaving clearwell							Results for Giardia Inactivation and Reduction of Microcystin-LR				
		Plant Clearwell Operations							Giardia cysts			Microcystin-LR (Min)	
Date	Plant Run Time, hr	Flow Rate, gpm	Clearwell Level, ft	Temp, °C	pH	Chlorine Residual, mg/L	Effective Volume, gal	Effective Contact Time, minutes	Calc. CT ₁₀	Minimum Log Inactivation	Log Inactivation Range, (5 th, Median)	Calculated Log (%) Reduction	MC-LR Reduced from x to 0.3 ug/L
Sat-1	15.8	213	34.3	26.4	7.70	1.33	23,579	110.8	147	8.18	8.18 - 10.16 (8.21, 8.74)	3.0 (99.91%)	329
Sun-2	17.3	214	34.1	25.8	7.60	1.29	23,442	109.6	141	7.86	7.86 - 8.50 (7.93, 8.16)	3.3 (99.95%)	557
Mon-3	19.0	216	34.3	26.5	7.60	1.28	23,579	109.1	140	7.76	7.76 - 8.40 (7.84, 8.05)	3.2 (99.94%)	527
Tue-4	19.8	209	32.8	27.9	7.70	1.20	22,548	108.1	130	7.20	7.20 - 8.90 (7.30, 7.73)	2.7 (99.79%)	142
Wed-5	19.5	209	32.4	26.6	7.69	1.09	22,283	106.8	116	6.47	6.47 - 8.60 (6.61, 7.13)	2.4 (99.64%)	84
Thu-6	14.3	205	32.1	26.0	7.70	1.06	22,067	107.9	115	6.36	6.36 - 33.65 (6.42, 6.59)	2.4 (99.57%)	69
Fri-7	20.0	208	33.8	26.3	7.70	1.10	23,235	111.8	123	6.83	6.83 - 33.77 (6.86, 7.24)	2.5 (99.71%)	104
Sat-8	19.3	208	31.1	25.8	7.72	1.22	21,379	102.7	125	6.96	6.96 - 8.48 (7.00, 7.30)	2.5 (99.69%)	97
Sun-9	18.0	207	30.6	25.9	7.70	1.28	21,036	101.8	130	7.22	7.22 - 28.67 (7.42, 8.01)	2.7 (99.79%)	144
Mon-10	19.3	211	34.0	28.2	7.77	1.33	23,373	110.9	147	8.18	8.18 - 8.90 (8.19, 8.47)	2.8 (99.84%)	187
Tue-11	19.8	209	31.3	27.4	7.70	1.27	21,541	102.9	131	7.26	7.26 - 8.31 (7.31, 7.86)	2.7 (99.80%)	150
Wed-12	19.3	201	30.7	26.8	7.70	1.24	21,104	104.9	130	7.20	7.20 - 19.46 (7.31, 7.61)	2.7 (99.79%)	142
Thu-13	18.5	210	32.3	27.4	7.74	1.26	22,204	105.9	133	7.39	7.39 - 18.98 (7.44, 7.66)	2.6 (99.75%)	121
Fri-14	16.3	204	31.9	27.2	7.90	1.34	21,929	107.3	143	7.17	7.17 - 18.38 (7.81, 8.09)	2.3 (99.48%)	58
Sat-15	18.5	201	31.2	27.2	7.90	1.34	21,448	106.7	142	7.12	7.12 - 16.29 (7.30, 8.00)	2.3 (99.46%)	56
Sun-16	18.0	205	32.0	26.8	7.95	1.32	21,998	107.6	141	7.07	7.07 - 14.00 (7.15, 7.77)	2.1 (99.21%)	38
Mon-17	20.5	206	34.4	27.9	7.90	1.34	23,648	114.7	154	7.68	7.68 - 15.73 (7.73, 8.41)	2.4 (99.64%)	84
Tue-18	19.5	208	31.7	26.6	7.90	1.34	21,792	104.6	140	7.01	7.01 - 9.22 (7.21, 7.81)	2.2 (99.41%)	51
Wed-19	19.3	203	31.2	27.2	7.90	1.32	21,422	105.6	139	6.97	6.97 - 12.91 (7.10, 7.90)	2.2 (99.40%)	50
Thu-20	17.3	209	32.5	27.5	8.00	1.16	22,342	106.8	123	6.17	6.17 - 9.51 (6.72, 7.62)	1.7 (98.06%)	15
Fri-21	20.0	224	34.5	27.1	7.90	1.46	23,717	106.0	154	7.72	7.72 - 13.88 (8.05, 8.55)	2.5 (99.65%)	86
Sat-22	17.3	205	30.5	26.6	7.90	1.43	20,967	102.1	146	7.30	7.30 - 9.33 (7.45, 8.72)	2.3 (99.53%)	64
Sun-23	18.5	206	34.0	26.8	7.90	1.32	23,373	113.2	149	7.46	7.46 - 31.19 (7.54, 8.18)	2.4 (99.58%)	71
Mon-24	16.8	207	32.3	26.3	7.82	1.19	22,189	107.1	128	7.11	7.11 - 8.57 (7.13, 7.70)	2.3 (99.45%)	55
Tue-25	19.0	206	34.1	27.4	7.90	1.34	23,442	113.6	152	7.61	7.61 - 9.52 (7.62, 8.64)	2.4 (99.62%)	80
Wed-26	17.8	200	31.3	26.6	7.78	1.31	21,517	107.3	141	7.83	7.83 - 8.97 (7.92, 8.23)	2.6 (99.76%)	124
Thu-27	17.8	209	31.3	26.0	7.80	1.35	21,517	102.8	139	7.71	7.71 - 10.22 (7.77, 8.46)	2.5 (99.70%)	101
Fri-28	17.5	213	32.3	25.7	7.89	1.40	22,198	104.4	146	7.31	7.31 - 9.30 (7.78, 8.58)	2.4 (99.56%)	68
Sat-29	16.5	210	34.3	28.0	7.80	1.15	23,579	112.3	129	7.17	7.17 - 8.32 (7.40, 7.99)	2.4 (99.56%)	69
Sun-30	18.0	211	33.3	27.5	7.80	1.09	22,892	108.5	118	6.57	6.57 - 8.87 (6.69, 7.34)	2.1 (99.28%)	42
Mon-31	16.8	212	34.5	27.9	7.80	1.24	23,717	111.6	138	7.69	7.69 - 8.35 (7.70, 8.14)	2.5 (99.70%)	99
Min	14.3	200	30.5	25.7	7.60	1.06	20,967	101.8	115	6.17	6.17	1.7 (98.06%)	15
Median	18.5	208	32.3	26.8	7.80	1.29	22,204	107.3	139	7.22	8.16	2.4 (99.64%)	84
Max	20.5	224	34.5	28.2	8.00	1.46	23,717	114.7	154	8.18	33.77	3.3 (99.95%)	557

Print Name: ALAN MITCHELL

Signature: *Alan Mitchell*

Date: 8-4-21

MONTHLY CHEMICAL DOSAGE SUMMARY SHEET

System Name: Buckingham Water District

SN: 1710011

Month/Year: July-21

Source and Combined Filter Flows & Chemical Feed Rate and Dosages													
		Source Water - Inlet to Solids-Contact Upflow Clarifier							Filter Coagulant Aid and Post GAC Disinfection				
		Pre-Disinfection			Coagulants				Filter Aid			Disinfection	
Units:		gpm	mL/min	mg/L	mL/min	mg/L	mL/min	mg/L	gpm	mL/min	mg/L	mL/min	mg/L
Date	Plant Hours Operated	Source Flow	NaOCl	NaOCl	Product 9800	Product 9800	Chemical Type	Chemical Type	CFE Flow	Product Pro Pac 9890	Product Pro Pac 9890	NaOCl	NaOCl
Sat-1	16.7	183	13.0	2.0	17.0	31.8		-	180	3.0	5.7	25.0	3.9
Fri-2	15.4	182	13.0	2.0	17.0	32.2		-	179	3.0	5.8	25.0	3.9
Sat-3	17.6	181	13.0	2.0	17.0	32.3		-	176	3.0	5.9	25.0	4.0
Sun-4	20.4	180	13.0	2.0	17.0	32.4		-	178	3.0	5.8	25.0	4.0
Mon-5	18.0	178	13.0	2.1	17.0	32.8		-	175	3.0	5.9	25.0	4.0
Tue-6	17.7	176	13.0	2.1	17.0	33.1		-	176	3.0	5.9	25.0	4.0
Wed-7	17.2	174	13.0	2.1	17.0	33.5		-	172	3.0	6.0	25.0	4.1
Thu-8	20.0	174	13.0	2.1	17.0	33.6		-	171	3.0	6.0	25.0	4.1
Fri-9	17.3	175	13.0	2.1	17.0	33.4		-	173	3.0	6.0	25.0	4.1
Sat-10	20.2	176	12.0	1.9	17.0	33.1		-	174	3.0	5.9	29.0	4.7
Sun-11	16.7	179	12.0	1.9	17.0	32.7		-	176	3.0	5.9	29.0	4.6
Mon-12	20.0	174	12.0	1.9	17.0	33.6		-	171	3.0	6.0	29.0	4.8
Tue-13	19.0	177	12.0	1.9	17.0	33.0		-	172	3.0	6.0	33.0	5.4
Wed-14	19.0	177	12.0	1.9	17.0	33.1		-	173	3.0	6.0	33.0	5.4
Thu-15	17.3	173	12.0	2.0	17.0	33.8		-	171	3.0	6.0	33.0	5.5
Fri-16	18.9	173	12.0	2.0	17.0	33.8		-	168	3.0	6.1	33.0	5.5
Sat-17	19.1	169	11.0	1.8	17.0	34.5		-	164	3.0	6.3	19.0	3.3
Sun-18	18.9	173	11.0	1.8	17.0	33.8		-	169	3.0	6.1	19.0	3.2
Mon-19	19.8	168	11.0	1.8	17.0	34.7		-	165	3.0	6.2	19.0	3.2
Tue-20	17.9	168	11.0	1.8	17.0	34.7		-	165	3.0	6.3	19.0	3.3
Wed-21	17.5	173	11.0	1.8	17.0	33.7		-	168	3.0	6.1	19.0	3.2
Thu-22	19.3	174	11.0	1.8	17.0	33.5		-	170	3.0	6.1	19.0	3.2
Fri-23	17.3	177	11.0	1.7	17.0	32.9		-	171	3.0	6.0	19.0	3.1
Sat-24	18.6	182	14.0	2.2	18.0	34.0		-	176	3.0	5.8	23.0	3.7
Sun-25	17.8	185	14.0	2.1	18.0	33.3		-	183	3.0	5.6	23.0	3.5
Mon-26	17.8	184	14.0	2.1	18.0	33.6		-	176	3.0	5.9	23.0	3.7
Tue-27	18.7	182	14.0	2.2	18.0	33.9		-	176	3.0	5.8	23.0	3.7
Wed-28	16.3	185	14.0	2.1	18.0	33.3		-	177	3.0	5.8	23.0	3.7
Thu-29	18.4	184	14.0	2.1	18.0	33.6		-	179	3.0	5.8	23.0	3.6
Fri-30	16.3	186	14.0	2.1	18.0	33.3		-	177	3.0	5.8	23.0	3.7
Sat-31	16.9	185	14.0	2.1	17.0	31.5		-	177	3.0	5.8	23.0	3.7

5 th	16.3	169	11.0	1.8	17.0	32.0	-	-	165	3.0	5.7	19.0	3.2
25 th	17.3	174	12.0	1.9	17.0	33.0	-	-	171	3.0	5.8	23.0	3.6
50 th	17.9	177	13.0	2.0	17.0	33.4	-	-	174	3.0	5.9	25.0	3.9
75 th	19.0	182	13.5	2.1	17.0	33.8	-	-	177	3.0	6.0	25.0	4.1
95 th	20.1	185	14.0	2.2	18.0	34.6	-	-	180	3.0	6.3	33.0	5.4

Comments:

Name (Print): ALAN MITCHELL

Signature: *Alan Mitchell*

8-4-21

GM-Buckingham Park Water

From: GM-Buckingham Park Water [gm@buckinghamparkwater.us]
Sent: Thursday, August 05, 2021 8:54 AM
To: 'Schott, Guy@Waterboards'
Cc: DDW - Mendocino General Email (DWPDIST03@waterboards.ca.gov)
Subject: Monthly Operations Report
Attachments: 7.21 Monthly Operations Report.pdf

Hello,

I have attached the monthly operations report for Buckingham Park Water District system #1710011. The report is for the month of June 2021. Please let me know if you have any questions thank you.

Sincerely,

Ahimsah Wonderwheel

General Manager

Buckingham Park Water District

2880 Eastlake Drive Kelseyville, CA 95451

Cell (707) 900-8367 / Office (707) 279-8568 / Fax (707) 279-2947

"Visit us on the web at: www.buckinghamparkwater.us!"

Buckingham Park Water District 7 2021 Water Plant Log revised 2.27.2020

Date & Time	Oper. Initials	Read (Last Day Last)	Raw Water Hours				Raw Water Flow				Less Backwash		Recycle Flow			Net Raw Water Flow						
			8,045	P-1 Hours	MTD	P-2 Read	P-2 Hours	MTD	Raw Water Motor	Daily Raw Water Flow	MGD	Raw Water Flow M-T-D	Raw Water Flow gpm	Daily Combined Filter Backwash Flow	MTD Combined Filter Backwash Flow	Read	Backwash Recycle Gallons	% Of Daily Flow	M-T-D	Total Raw Water Gallons Daily	Total Raw Water Gallons MTD	
1	7:30	AM		8,154	10.9	10.9	106,000	5.9	5.9	1,424,412	184,800	0.185	184,800	183.3	13,680	13,680	113,768	2,940	1.9%	2,940	181,860	181,860
2	7:30	AM		8,211	5.7	16.6	106,099	9.9	15.8	1,426,111	169,900	0.170	354,700	181.5	13,680	27,360	113,949	1,810	1.3%	4,750	168,090	349,950
3	7:30	AM		8,309	9.8	26.4	106,176	7.7	23.5	1,428,008	189,700	0.190	544,400	180.7	13,680	41,040	114,110	1,610	1.0%	6,360	188,090	538,040
4	9:08	WR		8,453	14.4	40.8	106,239	6.3	29.8	1,430,245	223,700	0.224	768,100	180.1	13,680	54,720	114,168	580	0.3%	6,940	223,120	761,160
5	7:26	WR		8,508	5.5	46.3	106,363	12.4	42.2	1,432,157	191,200	0.191	959,300	178.0	13,680	68,400	114,289	1,210	0.7%	8,150	189,990	951,150
6	7:26	WR		8,547	3.9	50.2	106,503	14.0	56.2	1,434,049	189,200	0.189	1,148,500	176.2	13,680	82,080	114,472	1,830	1.2%	9,980	187,370	1,138,520
7	7:40	WR		8,648	10.1	60.3	106,575	7.2	63.4	1,435,859	181,000	0.181	1,329,500	174.4	13,680	95,760	114,582	1,100	0.7%	11,080	179,900	1,318,420
8	8:00	AM		8,780	13.2	73.5	106,643	6.8	70.2	1,437,943	208,400	0.208	1,537,900	173.7	13,680	109,440	114,720	1,380	0.8%	12,460	207,020	1,525,440
9	7:30	AM		8,843	6.3	79.8	106,755	11.2	81.4	1,439,780	183,700	0.184	1,721,600	175.0	13,680	123,120	114,820	1,000	0.7%	13,460	182,700	1,708,140
10	8:30	AM		8,967	12.4	92.2	106,833	7.8	89.2	1,441,919	213,900	0.214	1,935,500	176.5	13,680	136,800	115,150	3,300	1.9%	16,760	210,600	1,918,740
11	7:23	WR		9,029	6.2	98.4	106,940	10.7	99.9	1,443,731	181,200	0.181	2,116,700	178.7	13,680	150,480	115,414	2,640	1.7%	19,400	178,560	2,097,300
12	7:22	WR		9,183	15.4	113.8	106,989	4.9	104.8	1,445,850	211,900	0.212	2,328,600	174.0	20,280	170,760	115,658	2,440	1.4%	21,840	209,460	2,306,760
13	7:30	AM		9,240	5.7	119.5	107,120	13.1	117.9	1,447,845	199,500	0.200	2,528,100	176.9	13,680	184,440	115,904	2,460	1.5%	24,300	197,040	2,503,800
14	7:30	AM		9,406	16.6	136.1	107,144	2.4	120.3	1,449,858	201,300	0.201	2,729,400	176.6	13,680	198,120	116,194	2,900	1.7%	27,200	198,400	2,702,200
15	7:30	AM		9,540	13.4	149.5	107,185	4.1	124.4	1,451,673	181,500	0.182	2,910,900	172.9	13,680	211,800	116,423	2,290	1.5%	29,490	179,210	2,881,410
16	7:30	AM		9,729	18.9	168.4	107,186	0.1	124.5	1,453,644	197,100	0.197	3,108,000	172.9	13,680	225,480	116,671	2,480	1.5%	31,970	194,620	3,076,030
17	7:30	AM		9,922	19.3	187.7	107,186	0.0	124.5	1,455,606	196,200	0.196	3,304,200	169.4	20,760	246,240	116,913	2,420	1.6%	34,390	193,780	3,269,810
18	7:45	WR		10,043	12.1	199.8	107,255	6.9	131.4	1,457,578	197,200	0.197	3,501,400	173.0	13,680	259,920	117,022	1,090	0.7%	35,480	196,110	3,465,920
19	7:28	WR		10,106	6.3	206.1	107,390	13.5	144.9	1,459,579	200,100	0.200	3,701,500	168.4	13,680	273,600	117,140	1,180	0.7%	36,660	198,920	3,664,840
20	7:30	AM		10,172	6.6	212.7	107,505	11.5	156.4	1,461,406	182,700	0.183	3,884,200	168.2	20,280	293,880	117,231	910	0.6%	37,570	181,790	3,846,630
21	7:30	AM		10,279	10.7	223.4	107,574	6.9	163.3	1,463,233	182,700	0.183	4,066,900	173.0	13,680	307,560	117,492	2,610	1.8%	40,180	180,090	4,026,720
22	7:30	AM		10,327	4.8	228.2	107,720	14.6	177.9	1,465,260	202,700	0.203	4,269,600	174.1	13,680	321,240	117,703	2,110	1.3%	42,290	200,590	4,227,310
23	7:30	AM		10,436	10.9	239.1	107,785	6.5	184.4	1,467,112	185,200	0.185	4,454,800	177.4	20,760	342,000	117,834	1,310	0.9%	43,600	183,890	4,411,200
24	7:30	AM		10,510	7.4	246.5	107,898	11.3	195.7	1,469,153	204,100	0.204	4,658,900	181.9	13,680	355,680	118,080	2,460	1.5%	46,060	201,640	4,612,840
25	7:36	WR		10,571	6.1	252.6	108,016	11.8	207.5	1,471,145	199,200	0.199	4,858,100	185.5	13,680	369,360	118,201	1,210	0.8%	47,270	197,990	4,810,830
26	7:30	WR		10,613	4.2	256.8	108,153	13.7	221.2	1,473,121	197,600	0.198	5,055,700	184.0	13,680	383,040	118,302	1,010	0.6%	48,280	196,590	5,007,420
27	7:30	AM		10,685	7.2	264.0	108,270	11.7	232.9	1,475,187	206,600	0.207	5,262,300	182.2	20,280	403,320	118,418	1,160	0.7%	49,440	205,440	5,212,860
28	7:30	AM		10,744	5.9	269.9	108,373	10.3	243.2	1,476,989	180,200	0.180	5,442,500	185.4	13,680	417,000	118,556	1,380	0.9%	50,820	178,820	5,391,680
29	7:30	AM		10,865	12.1	282.0	108,438	6.5	249.7	1,479,042	205,300	0.205	5,647,800	184.0	13,680	430,680	118,583	270	0.2%	51,090	205,030	5,596,710
30	7:30	AM		10,942	7.7	289.7	108,525	8.7	258.4	1,480,870	182,800	0.183	5,830,600	185.8	13,680	444,360	118,732	1,490	1.0%	52,580	181,310	5,778,020
31	7:30	AM		11,074	13.2	302.9	108,563	3.8	262.2	1,482,758	188,800	0.189	6,019,400	185.1	13,680	458,040	118,876	1,440	1.0%	54,020	187,360	5,965,380
Avg.				9.8			8.5			194,174	0.194	1,000	177.7	14,775			1,743	1,09%		192,432		
Min.				3.9			0.0			169,900	0.170		168.2	13,680			270	0.17%		168,090		
Max.				19.3	302.9		14.6	262.2		223,700	0.224	6,019,400	185.8	20,760	458,040		3,300	1.93%	54,020	223,120	5,965,380	

Buckingham Park Water District
7 2021 Water Plant Log revised 2.27.2020

Filter #1

Date	Filtering Hours & Flows							Backwash Frequencies & Flows				Surface Wash Flows			
	F1 Hour Meter	Daily Hours	F1 Flow Meter	Daily Flow	GPM	Month to Date Flow	Daily Max. Filter Load Rate	No. of Backwashes/Day	Minutes Per Backwash	Peak Backwash Flow Rate	Backwash Volume	SW Flow Meter Read	Daily Flow	Read GPM	Month to Date Flow
	Read (Last Day Last Mo)														
	379,149		1,266,182									121,989			
1	379,316	16.7	1,267,079	89,700	89.5	89,700	1.8	1	8	885	7,080	122,032	430	86	430
2	379,470	15.4	1,267,909	83,000	89.8	172,700	1.8	1	8	885	7,080	122,073	410	82	840
3	379,646	17.6	1,268,823	91,400	86.6	264,100	1.7	1	8	885	7,080	122,116	430	86	1,270
4	379,850	20.4	1,269,919	109,600	89.5	373,700	1.8	1	8	885	7,080	122,158	420	84	1,690
5	380,030	18.0	1,270,861	94,200	87.2	467,900	1.7	1	8	885	7,080	122,200	420	84	2,110
6	380,207	17.7	1,271,794	93,300	87.9	561,200	1.7	1	8	885	7,080	122,242	420	84	2,530
7	380,379	17.2	1,272,681	88,700	85.9	649,900	1.7	1	8	885	7,080	122,285	430	86	2,960
8	380,579	20.0	1,273,714	103,300	86.1	753,200	1.7	1	8	885	7,080	122,327	420	84	3,380
9	380,752	17.3	1,274,608	89,400	86.1	842,600	1.7	1	8	885	7,080	122,369	420	84	3,800
10	380,954	20.2	1,275,662	105,400	87.0	948,000	1.7	1	8	885	7,080	122,412	430	86	4,230
11	381,121	16.7	1,276,546	88,400	88.2	1,036,400	1.8	1	8	885	7,080	122,454	420	84	4,650
12	381,321	20.0	1,277,577	103,100	85.9	1,139,500	1.7	1	8	885	7,080	122,495	410	82	5,060
13	381,511	19.0	1,278,560	98,300	86.2	1,237,800	1.7	1	8	885	7,080	122,537	420	84	5,480
14	381,701	19.0	1,279,538	97,800	85.8	1,335,600	1.7	1	8	885	7,080	122,580	430	86	5,910
15	381,874	17.3	1,280,421	88,300	85.1	1,423,900	1.7	1	8	885	7,080	122,623	430	86	6,340
16	382,063	18.9	1,281,362	94,100	83.0	1,518,000	1.6	1	8	885	7,080	122,664	410	82	6,750
17	382,254	19.1	1,282,293	93,100	81.2	1,611,100	1.6	2	16	885	14,160	122,746	820	164	7,570
18	382,443	18.9	1,283,270	97,700	86.2	1,708,800	1.7	1	8	885	7,080	122,788	420	84	7,990
19	382,641	19.8	1,284,259	98,900	83.2	1,807,700	1.7	1	8	885	7,080	122,830	420	84	8,410
20	382,820	17.9	1,285,145	88,600	82.5	1,896,300	1.6	1	8	885	7,080	122,872	420	84	8,830
21	382,995	17.5	1,286,019	87,400	83.2	1,983,700	1.7	1	8	885	7,080	122,914	420	84	9,250
22	383,188	19.3	1,286,992	97,300	84.0	2,081,000	1.7	1	8	885	7,080	122,957	430	86	9,680
23	383,361	17.3	1,287,875	88,300	85.1	2,169,300	1.7	2	16	885	14,160	123,040	830	166	10,510
24	383,547	18.6	1,288,873	99,800	89.4	2,269,100	1.8	1	8	885	7,080	123,082	420	84	10,930
25	383,725	17.8	1,289,836	96,300	90.2	2,365,400	1.8	1	8	885	7,080	123,125	430	86	11,360
26	383,903	17.8	1,290,788	95,200	89.1	2,460,600	1.8	1	8	885	7,080	123,167	420	84	11,780
27	384,090	18.7	1,291,781	99,300	88.5	2,559,900	1.8	1	8	885	7,080	123,210	430	86	12,210
28	384,253	16.3	1,292,650	86,900	88.9	2,646,800	1.8	1	8	885	7,080	123,253	430	86	12,640
29	384,437	18.4	1,293,634	98,400	89.1	2,745,200	1.8	1	8	885	7,080	123,296	430	86	13,070
30	384,600	16.3	1,294,504	87,000	89.0	2,832,200	1.8	1	8	885	7,080	123,339	430	86	13,500
31	384,769	16.9	1,295,403	89,900	88.7	2,922,100	1.8	1	8	885	7,080	123,382	430	86	13,930
Avg.		18.1		94,261	86.7		1.7	1	9		7,537		449	90	
Min.		15.4		83,000	81.2		1.6	1	8		7,080		410	82	
Max.	562.0	20.4		109,600	90.2	2,922,100	1.8	2	16		14,160	233,640	830	166	13,930

Buckingham Park Water District
7 2021 Water Plant Log revised 2.27.2020

Combined

Date	Read (Last Day, Last Mo)	Backwash Flow			Filter Effluent Flow		
		BW Flow Meter Read	BW Basin Flow Rate (Metered GPM)	Daily Flow Month to Date Flow	Combined Filter Effluent GPM*	Daily Combined Filter Effluent Flow	MTD Combined Filter Effluent Flow
	715,052						
1	715,177		12,500	12,500	180	179,500	179,500
2	715,284		10,700	23,200	179	165,900	345,400
3	715,389		10,500	33,700	176	184,900	530,300
4	715,494		10,500	44,200	178	219,500	749,800
5	715,600		10,600	54,800	175	188,100	937,900
6	715,705		10,500	65,300	176	186,400	1,124,300
7	715,810		10,500	75,800	172	177,800	1,302,100
8	715,916		10,600	86,400	171	205,100	1,507,200
9	716,020		10,400	96,800	173	180,000	1,687,200
10	716,125		10,500	107,300	174	209,900	1,897,100
11	716,231		10,600	117,900	176	176,900	2,074,000
12	716,389		15,800	133,700	171	204,800	2,278,800
13	716,494		10,500	144,200	172	195,600	2,474,400
14	716,599		10,500	154,700	173	196,800	2,671,200
15	716,705		10,600	165,300	171	177,000	2,848,200
16	716,811		10,600	175,900	168	190,500	3,038,700
17	716,970		15,900	191,800	164	188,600	3,227,300
18	717,077		10,700	202,500	169	191,700	3,419,000
19	717,181		10,400	212,900	165	195,600	3,614,600
20	717,340		15,900	228,800	165	176,700	3,791,300
21	717,445		10,500	239,300	168	176,200	3,967,500
22	717,551		10,600	249,900	170	196,600	4,164,100
23	717,710		15,900	265,800	171	177,800	4,341,900
24	717,873		16,300	282,100	176	197,200	4,539,100
25	717,982		10,900	293,000	183	192,800	4,731,900
26	718,091		10,900	303,900	176	190,600	4,922,500
27	718,254		16,300	320,200	176	197,100	5,119,600
28	718,362		10,800	331,000	177	173,300	5,292,900
29	718,471		10,900	341,900	179	196,600	5,489,500
30	718,580		10,900	352,800	177	174,100	5,663,600
31	718,688		10,800	363,600	177	179,600	5,843,200
Avg.	###	11,729				188,490	
Min.	0	10,400				165,900	
Max.	0	16,300	363,600			219,500	5,843,200

Buckingham Park Water District
7 2021 Water Plant Log revised 2.27.2020

Date	Gross Plant Production Flow					Sodium Hypo-chlorite & H ₂ O Flow			(Meter Installed) Clarifier Knock Down & H ₂ O Flow			(Metered) Hydrant Flushing H ₂ O Flow		(Metered) Filter Surface Wash Flow		(Meter Installed) DB Spicket		Net Plant Production Flow			
	Read	Production Gallons	Million Gallons	Daily Calculated Flow Rate (gpm)	Production Gallons M-T-D	Read	Chem. Makeup Water Daily Flow	Chem. Makeup Water MTD Flow	Read	Clarifier Sprinkler Flow	Month to Date Clarifier	Average Daily Hydrant Flushing Flow	Month to Date Hydrant Flushing Flow	Daily Filter Surface Wash Flow	Month to Date Filter Surface Wash Flow	Read	DB Spicket Flow	Month to Date DB Spicket	Daily Flow Less Treatment Consumption	Million Gallons	MTD Flow Less Treatment Consumption
Last Day Last Mo	4,688,379					26,198			324,921						56,822						
1	4,689,906	152,700	0.153	208.6	152,700	26,203	37	37	325,193	2,035	2,035	-	-	820	820	56,822	0	-	149,808	0.150	149,808
2	4,691,318	141,200	0.141	208.3	293,900	26,203	0	37	325,482	2,162	4,196	-	-	800	1,620	56,822	0	-	138,238	0.138	288,046
3	4,692,894	157,600	0.158	206.8	451,500	26,210	52	90	325,771	2,162	6,358	-	-	820	2,440	56,822	0	-	154,566	0.155	442,612
4	4,694,741	184,700	0.185	208.0	636,200	26,221	82	172	326,087	2,364	8,722	-	-	820	3,260	56,822	0	-	181,434	0.181	624,046
5	4,696,355	161,400	0.161	208.5	797,600	26,222	7	180	326,361	2,050	10,771	-	-	810	4,070	56,822	0	-	158,533	0.159	782,579
6	4,697,944	158,900	0.159	205.3	956,500	26,222	0	180	326,653	2,184	12,955	-	-	810	4,880	56,822	0	-	155,906	0.156	938,485
7	4,699,444	150,000	0.150	206.6	1,106,500	26,223	7	187	326,945	2,184	15,140	-	-	820	5,700	56,822	0	-	146,988	0.147	1,085,473
8	4,701,209	176,500	0.177	205.7	1,283,000	26,226	22	209	327,233	2,154	17,294	-	-	810	6,510	56,822	0	-	173,513	0.174	1,258,987
9	4,702,741	153,200	0.153	205.9	1,436,200	26,283	426	636	327,521	2,154	19,448	-	-	810	7,320	56,822	0	-	149,809	0.150	1,408,796
10	4,704,495	175,400	0.175	207.3	1,611,600	26,306	172	808	327,823	2,259	21,707	-	-	830	8,150	56,822	0	-	172,139	0.172	1,580,935
11	4,706,033	153,800	0.154	211.8	1,765,400	26,308	15	823	328,096	2,042	23,749	-	-	810	8,960	56,822	0	-	150,933	0.151	1,731,868
12	4,707,804	177,100	0.177	205.0	1,942,500	26,310	15	838	328,385	2,162	25,911	-	-	1,190	10,150	56,831	67	67	173,666	0.174	1,905,534
13	4,709,460	165,600	0.166	204.4	2,108,100	26,320	75	913	328,676	2,177	28,087	20,196	20,196	810	10,960	56,831	0	67	142,343	0.142	2,047,877
14	4,711,149	168,900	0.169	208.5	2,277,000	26,321	7	920	328,970	2,199	30,287	2,244	22,440	820	11,780	56,831	0	67	163,629	0.164	2,211,506
15	4,712,702	155,300	0.155	207.1	2,432,300	26,322	7	928	329,258	2,154	32,441	-	22,440	820	12,600	56,831	0	67	152,318	0.152	2,363,824
16	4,714,326	162,400	0.162	208.2	2,594,700	26,329	52	980	329,551	2,192	34,632	-	22,440	790	13,390	56,831	0	67	159,366	0.159	2,523,190
17	4,715,861	153,500	0.154	206.3	2,748,200	26,332	22	1,002	329,855	2,274	36,906	-	22,440	1,210	14,600	56,831	0	67	149,994	0.150	2,673,184
18	4,717,457	159,600	0.160	211.1	2,907,800	26,347	112	1,115	330,149	2,199	39,105	-	22,440	810	15,410	56,831	0	67	156,479	0.156	2,829,663
19	4,719,157	170,000	0.170	206.8	3,077,800	26,348	7	1,122	330,442	2,192	41,297	-	22,440	810	16,220	56,831	0	67	166,991	0.167	2,996,654
20	4,720,680	152,300	0.152	203.1	3,230,100	26,348	0	1,122	330,738	2,214	43,511	-	22,440	1,210	17,430	56,831	0	67	148,876	0.149	3,145,530
21	4,722,123	144,300	0.144	209.1	3,374,400	26,487	1,040	2,162	331,039	2,251	45,763	-	22,440	810	18,240	56,831	0	67	140,199	0.140	3,285,728
22	4,723,788	166,500	0.167	205.6	3,540,900	26,494	52	2,214	331,341	2,259	48,022	-	22,440	810	19,050	56,831	0	67	163,379	0.163	3,449,107
23	4,725,279	149,100	0.149	208.8	3,690,000	26,500	45	2,259	331,646	2,281	50,303	-	22,440	1,210	20,260	56,831	0	67	145,564	0.146	3,594,671
24	4,726,904	162,500	0.163	205.2	3,852,500	26,503	22	2,281	331,963	2,371	52,674	-	22,440	820	21,080	56,889	434	501	158,853	0.159	3,753,523
25	4,728,506	160,200	0.160	210.2	4,012,700	26,812	2,311	4,593	332,268	2,281	54,956	-	22,440	830	21,910	56,889	0	501	154,777	0.155	3,908,301
26	4,730,158	165,200	0.165	204.0	4,177,900	26,813	7	4,600	332,578	2,319	57,274	-	22,440	810	22,720	56,889	0	501	162,064	0.162	4,070,364
27	4,731,856	169,800	0.170	206.6	4,347,700	26,815	15	4,615	332,889	2,326	59,601	-	22,440	1,230	23,950	56,889	0	501	166,229	0.166	4,236,593
28	4,733,310	145,400	0.145	208.9	4,493,100	26,816	7	4,623	333,197	2,304	61,904	-	22,440	820	24,770	56,889	0	501	142,269	0.142	4,378,862
29	4,734,928	161,800	0.162	205.9	4,654,900	26,822	45	4,668	333,508	2,326	64,231	-	22,440	830	25,600	56,889	0	501	158,599	0.159	4,537,461
30	4,736,425	149,700	0.150	209.7	4,804,600	26,824	15	4,682	333,824	2,364	66,594	-	22,440	820	26,420	56,889	0	501	146,501	0.147	4,683,962
31	4,737,934	150,900	0.151	206.1	4,955,500	26,840	120	4,802	334,131	2,296	68,891	-	22,440	830	27,250	56,889	0	501	147,654	0.148	4,831,616
Avg.		159,855	0.160	202.2			155		2,222			11,220		879			16		155,859		
Min.		141,200	0.141	203.1			0		2,035			2,244		790			0		138,238		
Max.		184,700	0.185	211.8	4,955,500		2,311	4,802	2,371	68,891	20,196	22,440	1,230	27,250			434	501	181,434		4,831,616

Buckingham Park Water District
7 2021 Water Plant Log revised 2.27.2020

Table with 30 rows (Date 1-31) and multiple columns grouped into Zone 1 (High Service Pumps @ Treatment Plant), Zone 2 (Located at Zone 1 Booster Pump Station), Zone 3 (Located at Zone 1 Booster Pump Station), and PSI. Columns include Pump 1 Read, Pump 2 Read, Fire Pump Read, Flow Meter Read, and various flow rates (Daily, M-T-D).

Buckingham Park Water District
 7 2021 Water Plant Log revised 2.27.2020

Bulk Inventory

Sodium Hypochlorite-Pre/Secondary Disinfection

Sodium Hypochlorite-Post/Primary Disinfection

Date	Bulk Inventory			Sodium Hypochlorite-Pre/Secondary Disinfection									Sodium Hypochlorite-Post/Primary Disinfection									Zone 1 3378 West- lake Ct. CL ₂ Res.	Zone 1 8405 Palace Dr. CL ₂ Res.	Zone 2 200K Gal. Tank CL ₂ Res.	Added Disin- fectant (t=tab & g=gal) Y or N	Amount Added	Zone 3 100K Gal. Tank CL ₂ Res.	Added Disin- fectant (t=tab & g=gal) Y or N	Amount Added		
	Bulk CL (total gals on hand) 223	Daily Total Gals. Used	Total Gals Used MTD	Pre-Clarif. Res. a.m.	Pre-Disin- fection Res. a.m.	Pre-Disin- fection Res. p.m.	Total Gals Used Daily	Total Gals Used MTD	Pump Setting (speed & stroke)	Wkly Using Cali- bration Cylinder Calculate Chem. Flow Rate ml/min	gal. per hr.	Dosage mg/L	Pre CL17 Res. a.m.	Pre CL17 Res. p.m.	Post CL17 Res. a.m.	Post CL17 Res. p.m.	Daily Total Gals. Used	Total Gals Used MTD	Pump Setting (speed & stroke)	Wkly Using Cali- bration Cylinder Calculate Chem. Flow Rate ml/min	gal. per hr.									Dosage mg/L	
1		212.8	10.2	10.2	0.61	0.13	0.09	3.4	3.4	10 40	13.0	0.21	2.39	3.59	2.72	1.42	1.40	6.8	6.8	4.5	25.0	0.40	4.55	1.24	1.14	0.54			1.30		
2		204.0	8.8	19.0	1.13	0.10	0.08	3.1	6.5	10 40	13.0	0.21	2.41	3.38	3.06	1.28	1.28	5.7	5.7	4.5	25.0	0.40	4.59	1.31	1.21	0.51			1.24		
3	192	194.0	10.0	29.0	1.50	0.06	0.12	3.5	10.0	10 40	13.0	0.21	2.42	3.28	3.37	1.30	1.34	6.5	12.2	4.5	25.0	0.40	4.61	1.28	1.17	0.55			1.14		
4		183.1	10.9	39.9	0.67	0.04	0.04	4.1	14.1	10 40	13.0	0.21	2.43	2.88	3.21	1.20	1.22	6.8	19.0	4.5	25.0	0.40	4.63	1.20	1.11	0.55			1.17		
5		171.1	12.0	51.9	0.50	0.03	0.02	3.4	17.5	10 40	13.0	0.21	2.46	2.79	3.38	1.13	1.06	6.6	25.6	4.5	25.0	0.40	4.68	1.02	1.06	0.36	y	2	1.15		
6		161.6	9.5	61.4	0.71	0.03	0.02	3.1	20.6	10 40	13.0	0.21	2.48	2.91	3.22	1.03	1.10	6.4	32.0	4.5	25.0	0.40	4.73	0.99	0.88	1.10			1.01		
7		151.8	9.8	71.2	0.80	0.02	0.03	3.1	23.7	10 40	13.0	0.21	2.51	3.76	3.38	1.13	1.19	6.7	38.7	4.75	25.0	0.40	4.78	1.12	0.94	0.90			1.20		
8		139.9	11.9	83.1	0.61	0.07	0.14	3.7	27.4	10 40	13.0	0.21	2.52	3.44	3.21	1.16	1.33	8.2	46.9	5.25	25.0	0.40	4.80	0.97	1.07	0.79			1.06		
9		128.8	11.1	94.2	0.74	0.05	0.09	3.3	30.7	10 40	13.0	0.21	2.50	3.10	3.66	1.27	1.32	7.8	54.7	5.5	25.0	0.40	4.76	1.48	1.08	0.58			1.29		
10	112	116.2	12.6	106.8	0.66	0.07	0.15	3.6	34.3	10 40	12.0	0.19	2.24	3.60	3.52	1.40	1.35	9.0	63.7	5.5	29.0	0.46	5.43	1.32	1.31	0.70			1.21		
11		105.3	10.9	117.7	0.73	0.02	0.02	3.1	37.4	10 40	12.0	0.19	2.22	3.31	3.12	1.26	1.30	7.8	71.5	5.25	29.0	0.46	5.36	1.06	1.45	0.60			1.32		
12		94.7	10.6	128.3	0.62	0.01	0.02	3.6	41.0	10 40	12.0	0.19	2.28	2.91	3.75	1.25	1.28	7.0	78.5	5.5	29.0	0.46	5.51	1.19	1.21	0.54			1.30		
13		81.7	13.0	141.3	0.55	0.07	0.13	3.0	44.0	10 40	12.0	0.19	2.24	3.64	3.60	1.24	1.31	8.0	86.5	8.0	33.0	0.53	6.24	1.13	1.15	0.40	y	2	1.06		
14		69.1	12.6	153.9	0.59	0.06	0.03	3.1	47.1	10 40	12.0	0.19	2.24	3.71	4.37	1.32	1.32	9.5	96.0	8.0	33.0	0.53	6.25	1.21	1.14	1.08			1.11		
15	55.6	57.6	11.5	165.4	0.44	0.07	0.02	2.8	49.9	10 40	12.0	0.19	2.29	3.25	3.58	1.31	1.32	8.7	104.7	8.0	33.0	0.53	6.39	1.07	1.08	0.89			1.23		
16	512	512.0	12.6	178.0	0.42	0.07	0.07	3.2	53.1	10 40	12.0	0.19	2.29	4.07	3.96	1.26	1.33	9.4	114.1	8.0	33.0	0.53	6.39	1.36	1.27	0.77			1.33		
17	500	500.2	11.8	189.8	0.70	0.05	0.05	3.0	56.1	10 40	11.0	0.18	2.21	3.27	3.71	1.55	1.63	8.8	122.9	8.5	19.0	0.30	3.69	1.15	1.30	0.76			1.56		
18		490.6	9.6	199.5	0.28	0.04	0.03	3.4	59.5	10 40	11.0	0.18	2.17	3.28	3.57	1.35	1.38	6.3	129.2	8.5	19.0	0.30	3.61	1.51	1.52	0.61			1.60		
19		481.6	9.0	208.5	0.64	0.03	0.05	3.4	62.9	10 40	11.0	0.18	2.23	3.68	3.65	1.31	1.32	5.6	134.8	8.5	19.0	0.30	3.71	1.28	1.30	0.65			1.36		
20		473.4	8.2	216.7	0.79	0.10	0.13	3.1	66.0	10 40	11.0	0.18	2.23	4.26	4.39	1.18	1.44	5.1	139.9	4.5/4.0	19.0	0.30	3.72	1.19	1.22	0.53			1.24		
21		463.9	9.5	226.2	1.35	0.08	0.02	3.4	69.4	10 40	11.0	0.18	2.17	3.83	3.40	1.53	1.51	6.1	146.0	8.5	19.0	0.30	3.61	1.50	1.30	0.44			1.58		
22		454.4	9.5	235.7	0.74	0.09	0.19	4.0	73.4	10 40	11.0	0.18	2.15	3.88	3.73	1.43	1.43	5.5	151.5	8.5	19.0	0.30	3.59	1.70	1.41	0.46			1.44		
23		445.7	8.7	244.4	0.27	0.12	0.17	3.7	77.1	10 40	11.0	0.18	2.11	2.81	4.15	1.29	1.26	5.0	156.5	4.0	19.0	0.30	3.52	1.66	1.37	0.64			1.44		
24	432	436.4	9.3	253.7	0.90	0.17	0.09	4.0	81.1	10 40	14.0	0.22	2.52	2.79	3.92	1.20	1.21	5.3	161.8	4.0	23.0	0.36	4.12	1.49	1.30	0.49			1.39		
25		425.7	10.7	264.4	0.51	0.03	0.04	4.1	85.2	10 40	14.0	0.22	2.47	3.41	4.39	1.41	1.48	6.6	168.4	4.0	23.0	0.36	4.04	1.48	1.40	0.50			1.58		
26		414.7	11.0	275.4	1.01	0.03	0.03	3.4	88.6	10 40	14.0	0.22	2.49	3.14	3.60	1.32	1.38	5.6	174.0	4.0	23.0	0.36	4.08	1.59	1.43	0.41	y	2	1.58		
27		404.5	10.2	285.6	0.85	0.11	0.12	4.0	92.6	10 40	14.0	0.22	2.52	3.50	3.38	1.35	1.49	6.2	180.2	4.0	23.0	0.36	4.12	1.46	1.17	1.58			1.08		
28		395.5	9.0	294.6	0.46	0.13	0.27	3.5	96.1	10 40	14.0	0.22	2.47	3.42	4.03	1.41	1.47	5.5	185.7	8.5	23.0	0.36	4.05	1.30	1.31	1.15			1.44		
29		386.0	9.5	304.1	0.71	0.09	0.27	4.0	100.1	10 40	14.0	0.22	2.49	3.45	3.01	1.30	1.26	5.5	191.2	8.5	23.0	0.36	4.08	1.55	1.27	1.06			1.29		
30		377.5	8.5	312.6	0.62	0.10	0.21	3.5	103.6	10 40	14.0	0.22	2.47	3.65	3.60	1.11	1.41	5.0	196.2	4.0	23.0	0.36	4.04	1.26	1.10	0.89			1.25		
31	364	367.8	9.7	322.3	0.51	0.11	0.27	3.5	107.1	10 40	14.0	0.22	2.48	3.35	3.35	1.34	1.30	6.2	202.4	4.0	23.0	0.36	4.05	1.53	1.07	0.75			1.38		
Avg.			10.40		0.70	0.07	0.10	3.45			12.6	0.20	2.36	3.40	3.58	1.29	1.34	6.75			24.5	0.39	4.57	1.31	1.22	0.70			2.0	1.30	#####
Min.	364		8.20		0.27	0.01	0.02	2.80			11.0	0.18	2.11	2.79	2.72	1.03	1.06	5.00			19.0	0.30	3.52	0.97	0.88	0.36			2.00	1.01	0.00
Max.			13.00	322.25	1.50	0.17	0.27	4.10	107.10		14.0	0.22	2.52	4.26	4.39	1.55	1.63	9.50	209.15		33.0	0.53	6.39	1.70	1.52	1.58			2.00	1.60	0.00

Buckingham Park Water District
7 2021 Water Plant Log revised 2.27.2020

Nethelometric Turbidity Units

CT Criteria

Coagulant Usage

Coagulant Aid Usage

Date	Raw NTU (Peak)		Settled NTU (Peak)		Com-bined Filter Effluent NTU (Peak)		Recycle Basin Effluent NTU (Peak)	Post-Clearwell Water Temp. a.m.	Raw Water pH a.m.	Finished Water pH a.m.	Raw Water Manganese mg/L	Finishe d Water Manganese mg/L	Raw Water Ammonia mg/L	Clear-well Low Level 9:00 am-9:00 a.m.	9800 Coag. On Hand (gallons)			Daily Total Gals. Used	Total Gals. Used	Pump Setting (speed & stroke)	Pump Flow Rate (Wkly Using Calib. Cyl. Determine Chem. Flow Rate) ml/min	gal. per hr.	Dosage mg/L	9890 Coag. Aid On Hand (gallons)		Daily Total Gals. Used	Total Gals. Used	Pump Setting (speed & stroke)	Pump Flow Rate (Wkly Using Calib. Cyl. Determine Chem. Flow Rate) ml/min	gal. per hr.	Dosage mg/L
	a.m.	p.m.	a.m.	p.m.	a.m.	p.m.	a.m.								405.0	405.0	405.0							35.0	35.0						
1	5.20	5.60	0.71	0.58	0.03	0.03	1.74	26	8.4	7.7				31.2	400.5	4.54	4.5	30.80	17.0	0.27	31.91		34.3	0.67	0.7	10.25	3.0	0.04	4.73		
2	8.10	5.40	1.46	0.63	0.03	0.03	2.87	26	8.9	7.7				32.8	396.3	4.21	8.7	30.80	17.0	0.27	32.23		33.7	0.62	1.3	10.25	3.0	0.04	4.77		
3	10.10	7.40	1.18	1.28	0.03	0.03	5.63	26	8.7	7.7	0.08	0.02	0.05	32.6	392	391.5	4.73	13.5	30.80	17.0	0.27	32.38	33	33.0	0.70	2.0	10.25	3.0	0.04	4.80	
4	5.80	4.30	2.57	3.01	0.03	0.03	6.61	27	9.0	7.7				31.9	385.9	5.59	19.1	30.80	17.0	0.27	32.48		32.2	0.83	2.8	10.25	3.0	0.04	4.81		
5	10.20	9.00	2.43	1.04	0.03	0.03	1.96	27	8.7	7.8				32.0	381.1	4.83	23.9	30.80	17.0	0.27	32.86		31.5	0.72	3.5	10.25	3.0	0.04	4.87		
6	4.10	4.50	2.25	0.80	0.03	0.05	1.97	26	8.8	7.8				31.2	376.3	4.83	28.7	30.80	17.0	0.27	33.21		30.7	0.72	4.3	10.25	3.0	0.04	4.92		
7	6.40	5.70	1.33	0.47	0.03	0.03	1.96	26	8.8	7.8				32.0	371.6	4.67	33.4	30.80	17.0	0.27	33.55		30.1	0.69	4.9	10.25	3.0	0.04	4.97		
8	5.20	6.50	0.96	0.72	0.03	0.03	2.05	26	8.7	7.8				31.8	366.2	5.40	38.8	30.80	17.0	0.27	33.69		29.3	0.80	5.7	10.25	3.0	0.04	4.99		
9	6.00	4.90	0.94	0.75	0.03	0.03	1.08	26	8.7	7.8				30.8	361.5	4.73	43.5	30.80	17.0	0.27	33.44		28.6	0.70	6.4	10.25	3.0	0.04	4.95		
10	6.70	5.10	0.92	0.70	0.03	0.03	0.91	27	8.7	7.8	0.15	0.02	0.12	30.4	356	356.0	5.45	49.0	30.80	17.0	0.27	33.15	27	27.7	0.81	7.3	10.25	3.0	0.04	4.91	
11	6.50	6.00	1.42	0.74	0.04	0.03	1.03	27	8.8	7.8				31.7	351.5	4.56	53.5	30.80	17.0	0.27	32.74		27.1	0.68	7.9	10.25	3.0	0.04	4.85		
12	6.20	4.80	1.07	0.51	0.03	0.03	0.90	27	8.8	7.8				30.5	346.0	5.48	59.0	30.80	17.0	0.27	33.63		26.3	0.81	8.7	10.25	3.0	0.04	4.98		
13	6.30	5.70	1.27	0.74	0.03	0.03	1.06	27	8.8	7.8				30.7	340.9	5.08	64.1	30.80	17.0	0.27	33.08		25.5	0.75	9.5	10.25	3.0	0.04	4.90		
14	3.20	4.20	1.03	0.94	0.04	0.04	1.44	27	9.0	7.9				31.2	335.8	5.13	69.2	30.80	17.0	0.27	33.13		24.7	0.76	10.3	10.25	3.0	0.04	4.91		
15	4.70	5.90	1.82	1.13	0.04	0.04	1.77	27	9.0	7.9				31.3	331.0	4.73	74.0	30.80	17.0	0.27	33.84		24.0	0.70	11.0	10.25	3.0	0.04	5.01		
16	12.10	7.40	1.65	1.32	0.04	0.03	2.14	27	8.9	8.0				31.0	325.9	5.13	79.1	30.80	17.0	0.27	33.84		23.3	0.76	11.7	10.25	3.0	0.04	5.01		
17	11.70	10.00	2.01	1.57	0.03	0.04	2.55	27	9.0	7.9				31.3	313	320.7	5.21	84.3	30.80	17.0	0.27	34.53	23	22.5	0.77	12.5	10.25	3.0	0.04	5.12	
18	8.10	9.60	2.99	1.51	0.04	0.04	3.46	27	8.9	8.0				31.2	315.6	5.13	89.4	30.80	17.0	0.27	33.82		21.8	0.76	13.2	10.25	3.0	0.04	5.01		
19	6.40	6.70	1.81	1.08	0.04	0.04	3.73	27	8.9	8.0				31.2	310.2	5.35	94.8	30.80	17.0	0.27	34.73		21.0	0.79	14.0	10.25	3.0	0.04	5.15		
20	5.00	4.40	1.50	0.90	0.03	0.03	4.23	27	8.8	7.9	0.22	0.04	0.08	31.0	305.3	4.89	99.7	30.80	17.0	0.27	34.77		20.2	0.72	14.8	10.25	3.0	0.04	5.15		
21	5.10	5.40	1.34	1.34	0.04	0.03	3.74	27	8.8	8.0				30.8	300.6	4.75	104.4	30.80	17.0	0.27	33.81		19.5	0.70	15.5	10.25	3.0	0.04	5.01		
22	4.60	4.10	1.15	0.79	0.03	0.03	4.72	26	8.7	7.9				30.7	295.4	5.24	109.6	30.80	17.0	0.27	33.59		18.8	0.78	16.2	10.25	3.0	0.04	4.98		
23	3.90	4.10	0.80	0.71	0.03	0.03	4.69	26	8.6	7.9			0.20	30.4	290.7	4.70	114.3	30.80	17.0	0.27	32.98		18.1	0.70	16.9	10.25	3.0	0.04	4.89		
24	4.30	6.70	0.62	0.94	0.03	0.03	5.27	26	8.5	7.9	0.14	0.03	0.06	32.0	275	285.4	5.24	119.6	30.80	18.0	0.28	33.35	17	17.3	0.75	17.7	10.25	3.0	0.04	4.76	
25	3.40	2.50	0.78	0.60	0.03	0.03	4.50	26	8.6	7.9				32.2	280.4	5.01	124.6	30.80	18.0	0.28	32.71		16.6	0.72	18.4	10.25	3.0	0.04	4.67		
26	4.40	3.50	0.65	0.44	0.03	0.03	4.09	27	8.4	7.9				31.5	275.4	5.01	129.6	30.80	18.0	0.28	32.97		15.9	0.72	19.1	10.25	3.0	0.04	4.71		
27	5.20	4.90	1.12	0.91	0.03	0.03	3.04	26	8.7	7.8				30.9	270.1	5.29	134.9	30.80	18.0	0.28	33.30		15.1	0.76	19.9	10.25	3.0	0.04	4.76		
28	2.20	3.40	0.75	0.90	0.03	0.03	2.71	26	8.6	7.9				31.0	265.6	4.54	139.4	30.80	18.0	0.28	32.72		14.5	0.65	20.5	10.25	3.0	0.04	4.67		
29	11.20	6.40	1.09	0.73	0.03	0.03	1.96	27	8.6	7.8				30.7	260.4	5.21	144.6	30.80	18.0	0.28	32.98		13.7	0.74	21.3	10.25	3.0	0.04	4.71		
30	5.50	10.10	0.92	1.36	0.03	0.03	1.69	27	8.6	7.8				32.7	255.8	4.59	149.2	30.80	18.0	0.28	32.66		13.1	0.66	21.9	10.25	3.0	0.04	4.67		
31	4.50	4.10	0.92	0.66	0.03	0.03	2.66	27	8.4	7.8	0.24	0.03	0.27	31.6	240	251.2	4.59	153.8	30.80	17.0	0.27	31.60	11	12.4	0.68	22.6	10.25	3.0	0.04	4.68	
Avg.	6.20	5.75	1.34	0.96	0.03	0.03	2.84	27	8.7	7.8	0.2	0.0		31.4			4.96			17.2	0.27	33.21			0.73			3.0	0.04	4.88	
Min	2.20	2.50	0.62	0.44	0.03	0.03	0.90	26	8.4	7.7	0.1	0.0		30.4			4.21			17.0	0.27	31.60			0.62			3.0	0.04	4.67	
Max	12.10	10.10	2.99	3.01	0.04	0.05	6.61	27	9.0	8.0	0.2	0.0		32.8			5.59	153.82		18.0	0.28	34.77			0.83	22.60			3.0	0.04	5.15

Buckingham Park Water District

7 2021 Water Plant Log revised 2.27.2020

Date	1				2				3				4				5			
	Hyd. #	Begin Read	End Read	Flow (cf)	Hyd. #	Begin Read	End Read	Flow (cf)	Hyd. #	Begin Read	End Read	Flow (cf)	Hyd. #	Begin Read	End Read	Flow (cf)	Hyd. #	Begin Read	End Read	Flow (cf)
1				0				0				0				0				0
2				0				0				0				0				0
3				0				0				0				0				0
4				0				0				0				0				0
5				0				0				0				0				0
6				0				0				0				0				0
7				0				0				0				0				0
8				0				0				0				0				0
9				0				0				0				0				0
10				0				0				0				0				0
11				0				0				0				0				0
12				0				0				0				0				0
13	15	349630	350580	950	16	350580	350680	100	22	350680	351280	600	24	351280	351430	150	57	351430	352330	900
14	27	352330	352430	100	63	352430	352630	200				0				0				0
15				0				0				0				0				0
16				0				0				0				0				0
17				0				0				0				0				0
18				0				0				0				0				0
19				0				0				0				0				0
20				0				0				0				0				0
21				0				0				0				0				0
22				0				0				0				0				0
23				0				0				0				0				0
24				0				0				0				0				0
25				0				0				0				0				0
26				0				0				0				0				0
27				0				0				0				0				0
28				0				0				0				0				0
29				0				0				0				0				0
30				0				0				0				0				0
31				0				0				0				0				0
				1050				300				600				150				900

Buckingham Park Water District

7 2021 Water Plant Log revised 2.27.2020

Date	11				12				13				14				15				Total Daily Hydrant Flow (gals)	Total MTD Hydrant Flow (gals)				
	Hyd. #	Begin Read	End Read	Flow (cf)	Hyd. #	Begin Read	End Read	Flow (cf)	Hyd. #	Begin Read	End Read	Flow (cf)	Hyd. #	Begin Read	End Read	Flow (cf)	Hyd. #	Begin Read	End Read	Flow (cf)						
1				0				0				0				0				0	0	0				
2				0				0				0				0				0	0	0				
3				0				0				0				0				0	0	0				
4				0				0				0				0				0	0	0				
5				0				0				0				0				0	0	0				
6				0				0				0				0				0	0	0				
7				0				0				0				0				0	0	0				
8				0				0				0				0				0	0	0				
9				0				0				0				0				0	0	0				
10				0				0				0				0				0	0	0				
11				0				0				0				0				0	0	0				
12				0				0				0				0				0	0	0				
13				0				0				0				0				0	20,196	20,196				
14				0				0				0				0				0	2,244	22,440				
15				0				0				0				0				0	0	22,440				
16				0				0				0				0				0	0	22,440				
17				0				0				0				0				0	0	22,440				
18				0				0				0				0				0	0	22,440				
19				0				0				0				0				0	0	22,440				
20				0				0				0				0				0	0	22,440				
21				0				0				0				0				0	0	22,440				
22				0				0				0				0				0	0	22,440				
23				0				0				0				0				0	0	22,440				
24				0				0				0				0				0	0	22,440				
25				0				0				0				0				0	0	22,440				
26				0				0				0				0				0	0	22,440				
27				0				0				0				0				0	0	22,440				
28				0				0				0				0				0	0	22,440				
29				0				0				0				0				0	0	22,440				
30				0				0				0				0				0	0	22,440				
31				0				0				0				0				0	0	22,440				
				0				0				0				0				0				0	22,440	22,440

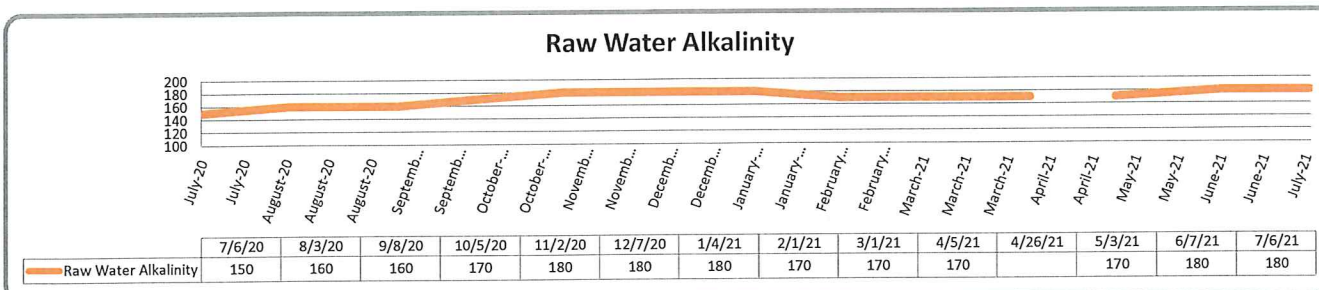
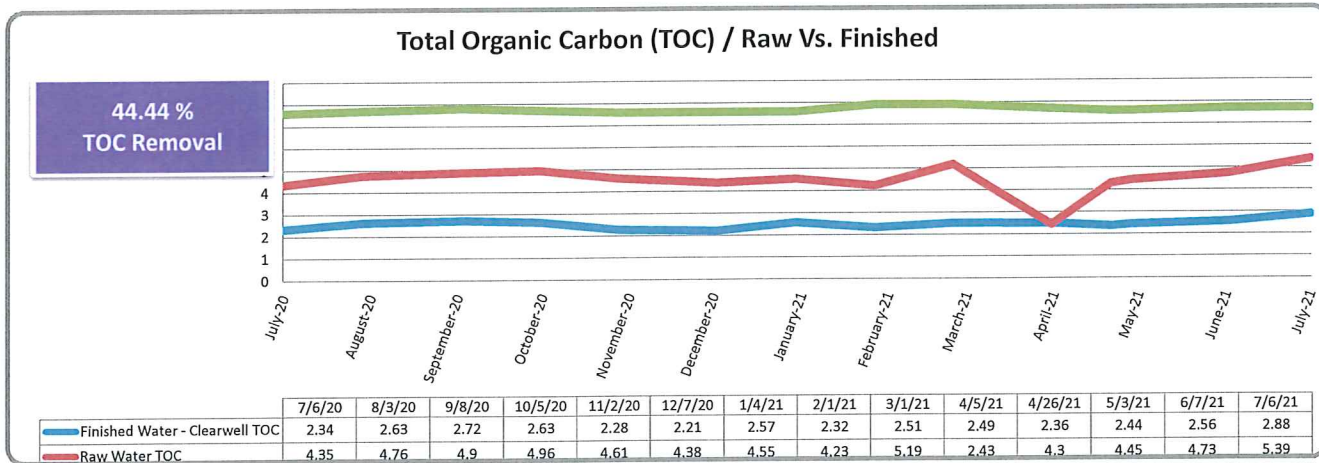
	2/11/21	2/12/21	2/22/21	3/8/21	3/22/21	4/5/21	4/19/21	5/3/20	5/17/21	6/1/21	6/14/21	6/28/21	7/12/21	7/26/21
2570 Westlake Dr.														
Total Coliforms			Absent			Absent			Absent			Absent		
E.Coli			Absent			Absent			Absent			Absent		
2295 Westlake Drive														
Total Coliforms					Absent			Absent			Absent			Absent
E.Coli					Absent			Absent			Absent			Absent
3378 Westlake Court														
Total Coliforms				Absent			Absent			Absent			Absent	
E.Coli				Absent			Absent			Absent			Absent	
Raw Water Intake														
Total Coliforms				39.3		8.6		870.4		>2419.6		1299.7		1986.3
E.Coli				2		ND		ND		2		ND		ND
MPN/ 100 mg/L														
ND=Non Detected														
Special Testing Site	7845 Soda bay rd (Hydrant # 40)	7845 Soda bay rd (Hydrant #40)												
Total Coliforms	Absent	Absent												
E.Coli	Absent	Absent												
MPN/ 100MG/L														

First test of two after shutting down main for repair
 Second test of two after shutting down main for repair

LT2 sampling every 2 weeks

BUCKINGHAM PARK WATER DISTRICT TOTAL ORGANIC CARBON (TOC) & ALKALINITY RESULTS	7/6/20	8/3/20	9/8/20	10/5/20	11/2/20	12/7/20	1/4/21	2/1/21	3/1/21	4/5/21	4/26/21	5/3/21	6/7/21	7/6/21
Raw Water TOC Total Organic Carbon (TOC) <i>(Detection Level Required: 0.30mg/L)</i>	4.35	4.76	4.9	4.96	4.61	4.38	4.55	4.23	5.19	2.43	4.3	4.45	4.73	5.39
Raw Water Alkalinity	150	160	160	170	180	180	180	170	170	170		170	180	180
Finished Water PH	7.6	7.7	7.8	7.7	7.6	7.6	7.6	7.9	7.9	7.7	7.6	7.6	7.7	7.7
Finished Water - Clearwell TOC Total Organic Carbon (TOC) <i>(Detection Level Required: 0.30mg/L)</i>	2.34	2.63	2.72	2.63	2.28	2.21	2.57	2.32	2.51	2.49	2.36	2.44	2.56	2.88
% of TOC Removal	46.21%	44.75%	44.49%	46.98%	50.54%	49.54%	43.52%	45.15%	51.64%	-2.47%	45.12%	45.17%	45.88%	46.57%

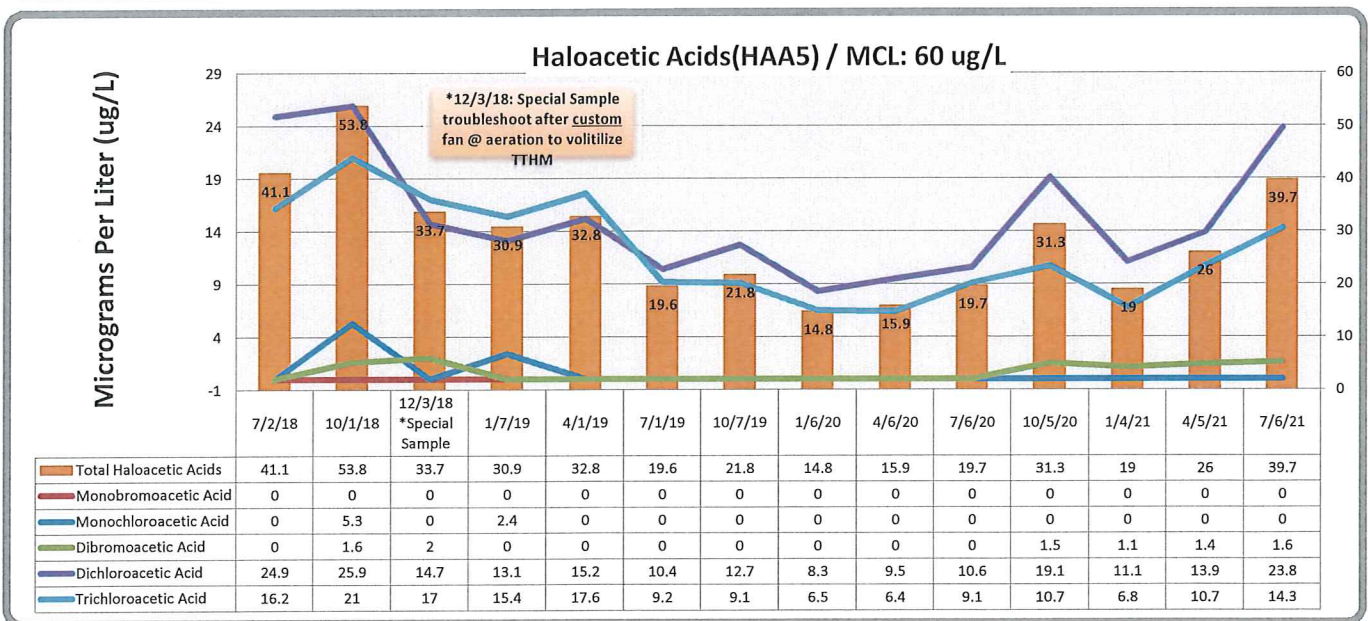
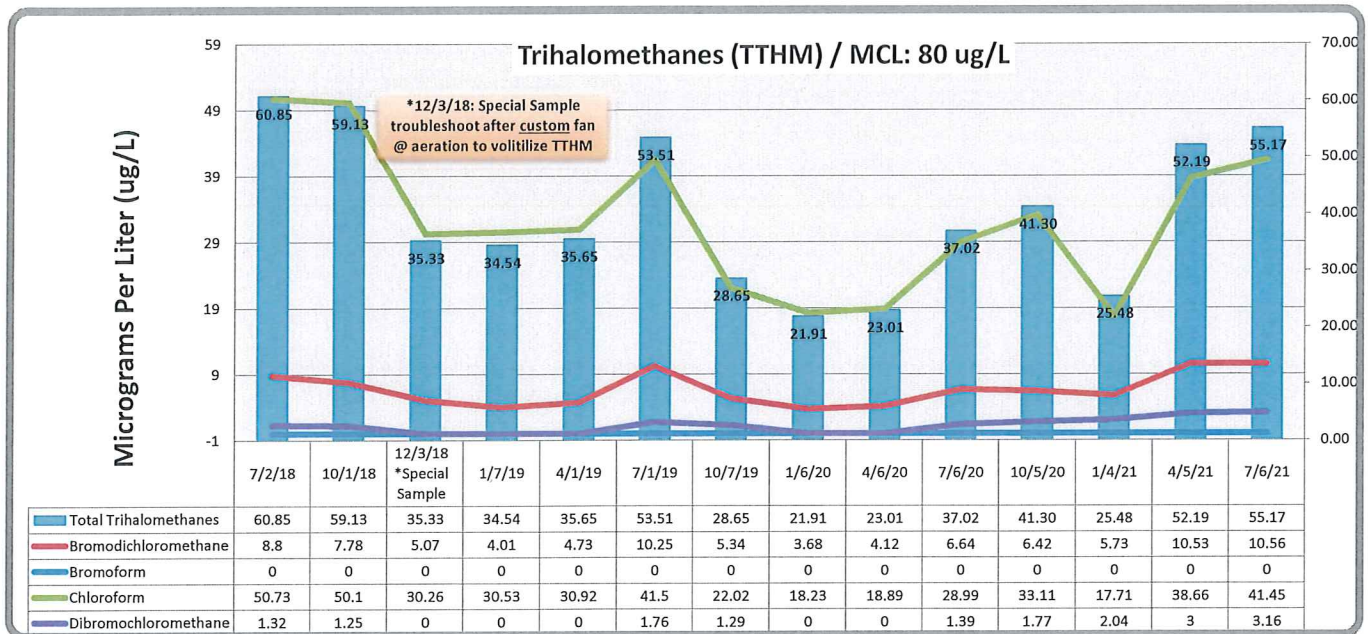
Retested



BUCKINGHAM PARK WATER DISTRICT

Water Analysis Overview: DBPs

BUCKINGHAM PARK WATER DISTRICT TOTAL DISINFECTION BYPRODUCTS RESULTS	7/2/18	10/1/18	12/3/18 *Special Sample	1/7/19	4/1/19	7/1/19	10/7/19	1/6/20	4/6/20	7/6/20	10/5/20	1/4/21	4/5/21	7/6/21
Trihalomethane (TTHM)														
Bromodichloromethane	8.8	7.78	5.07	4.01	4.73	10.25	5.34	3.68	4.12	6.64	6.42	5.73	10.53	10.56
Bromoform	0	0	0	0	0	0	0	0	0	0	0	0	0	0
Chloroform	50.73	50.1	30.26	30.53	30.92	41.5	22.02	18.23	18.89	28.99	33.11	17.71	38.66	41.45
Dibromochloromethane	1.32	1.25	0	0	0	1.76	1.29	0	0	1.39	1.77	2.04	3	3.16
Total Trihalomethanes	60.85	59.13	35.33	34.54	35.65	53.51	28.65	21.91	23.01	37.02	41.30	25.48	52.19	55.17
Haloacetic Acids (HAA5)														
Monobromoacetic Acid	0	0	0	0	0	0	0	0	0	0	0	0	0	0
Monochloroacetic Acid	0	5.3	0	2.4	0	0	0	0	0	0	0	0	0	0
Dibromoacetic Acid	0	1.6	2	0	0	0	0	0	0	0	1.5	1.1	1.4	1.6
Dichloroacetic Acid	24.9	25.9	14.7	13.1	15.2	10.4	12.7	8.3	9.5	10.6	19.1	11.1	13.9	23.8
Trichloroacetic Acid	16.2	21	17	15.4	17.6	9.2	9.1	6.5	6.4	9.1	10.7	6.8	10.7	14.3
Total Haloacetic Acids	41.1	53.8	33.7	30.9	32.8	19.6	21.8	14.8	15.9	19.7	31.3	19	26	39.7



Synthetic Organic Chemicals (Every 3 Years)					7/6/2021
Raw Water					
Alachlor (MCL=2)					<1.0
Atrazine (MCL=1)					<0.50
Molinate (MCL=20)					<2.0
Simazine (MCL=4)					<1.0
Thiobencarb (MCL=4)					<1.0
Bentazon (MCL=18)					<2.0
Dalapon (MCL=200)					<10
Dinoseb (MCL=7)					<2.0
Pentachlorophenol (MCL=1)					<0.20
Picloram (MCL=500)					<1.0
Carbofuran (MCL=18)					<5.0
Oxamyl (MCL=50)					<20
Endothall (MCL=100)					<45
Diquat (MCL=20)					<4.0
Synthetic Organic Chemicals (Every 9 Years)					7/6/2021
Raw Water					
2,4-D (MCL=70)					<10
2,4,5-TP (Silvex) (MCL=50)					<1.0

BUCKINGHAM PARK WATER DISTRICT

Water Analysis Overview

**BUCKINGHAM PARK WATER DISTRICT
SEASONAL VOLUNTARY CYANOTOXIN SAMPLE
RESULTS**

9/25/20 10/16/20 10/30/20 5/8/21 5/21/21 5/27/21 6/2/21 6/11/21 6/18/21 6/24/21 7/2/21 7/8/21 7/16/21 7/22/21 7/29/21

DRINKING WATER

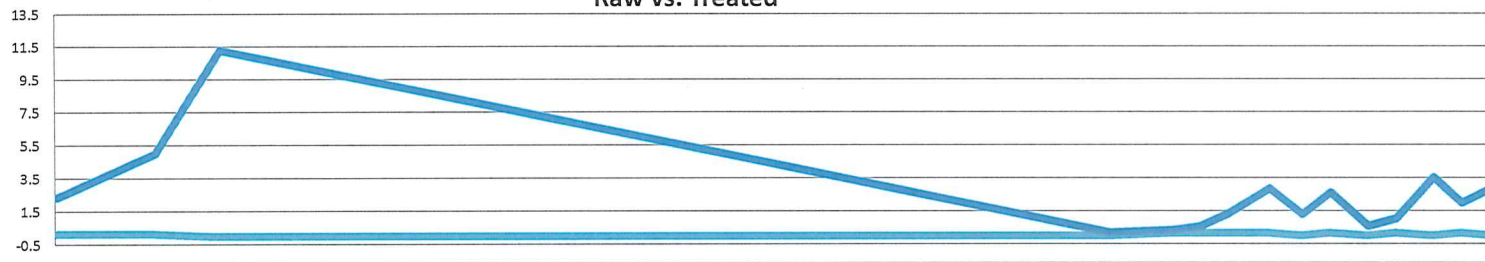
Raw Water Intake - Cyanotoxin (ug/L)	2.34	5	11.29	0.2	0.33	0.55	1.3	2.84	1.27	2.61	0.56	1.03	3.52	1.96	2.94
Finished Water	less than	less than	ND	ND	less than	less than	less than	less than	ND	less than	ND	less than	ND	less than	ND
Finished Water - Cyanotoxin (ug/L)	0.15	0.15	0	0	0.15	0.15	0.15	0.15	0	0.15	0	0.15	0	0.15	0
% of Removal	More than 94%	More than 97%	100%	100%	More than 55%	More than 73%	More than 88%	More than 95%	100%	More than 94%	100%	More than 85%	100%	More than 92%	100%

E.P.A. Drinking Water Public Health Goals (not regulatory - serve as technical guidance)

Children 6 years old and under:
Microcystin: at or below 0.3 ug/L
Cylendropermopsin at or below 0.7 ug/L

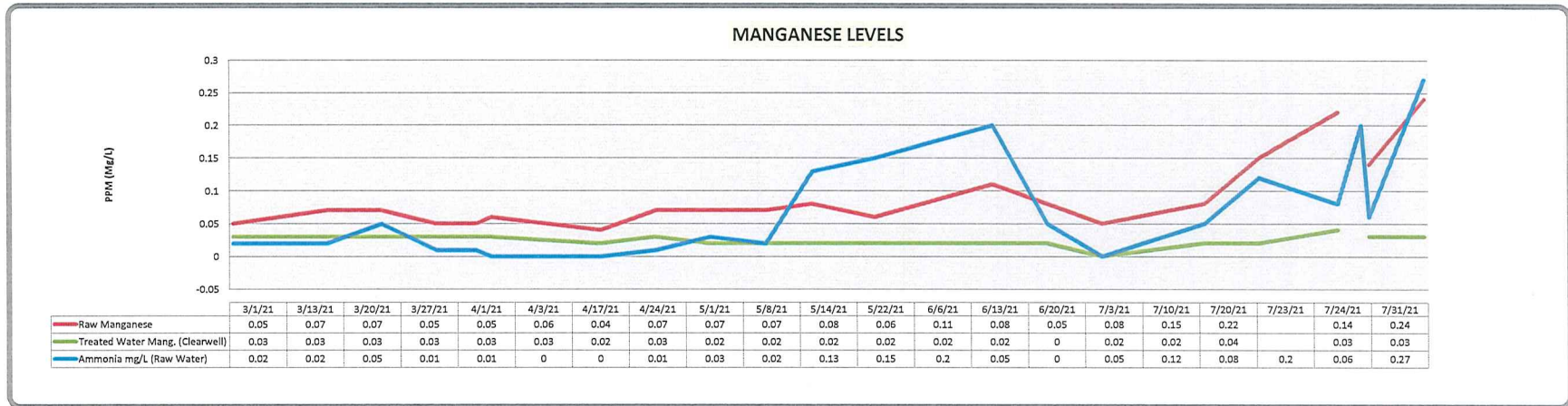
Children 6 years old through Adult:
Microcystin: at or below 1.6 ug/L
Cylendropermopsin at or below 3 ug/L

**SEASONAL VOLUNTARY CYANOTOXIN SAMPLE RESULTS
Raw vs. Treated**



	9/25/20	10/16/20	10/30/20	5/8/21	5/21/21	5/27/21	6/2/21	6/11/21	6/18/21	6/24/21	7/2/21	7/8/21	7/16/21	7/22/21	7/29/21
Finished Water - Cyanotoxin (ug/L)	0.15	0.15	0	0	0.15	0.15	0.15	0.15	0	0.15	0	0.15	0	0.15	0
Raw Water Intake - Cyanotoxin (ug/L)	2.34	5	11.29	0.2	0.33	0.55	1.3	2.84	1.27	2.61	0.56	1.03	3.52	1.96	2.94

BUCKINGHAM PARK WATER DISTRICT MANGANESE EVALUATION RESULTS	3/1/21	3/13/21	3/20/21	3/27/21	4/1/21	4/3/21	4/17/21	4/24/21	5/1/21	5/8/21	5/14/21	5/22/21	6/6/21	6/13/21	6/20/21	7/3/21	7/10/21	7/20/21	7/23/21	7/24/21	7/31/21	
MANGANESE MCL .5 mg/L (micrograms)																						
Raw Water Mang. After PreCl2/Before Filter After Multimedia Filter	0.05	0.07	0.07	0.05	0.05	0.06	0.04	0.07	0.07	0.07	0.08	0.06	0.11	0.08	0.05	0.08	0.15	0.22		0.14	0.24	
Treated Water Mang. (Clearwell) After GAC Westlake Drive Customer Zone 2 Tank	0.03	0.03	0.03	0.03	0.03	0.03	0.02	0.03	0.02	0.02	0.02	0.02	0.02	0.02	0	0.02	0.02	0.04		0.03	0.03	
Ammonia mg/L (Raw Water)	0.02	0.02	0.05	0.01	0.01	0	0	0.01	0.03	0.02	0.13	0.15	0.2	0.05	0	0.05	0.12	0.08	0.2	0.06	0.27	
NTU LEVELS																						
Raw Water NTU	9.8	8	6.2	3.2	4.1	4.9	3.1	3.9	5.6	5.2	3.2	3.5	2.3	3.3	5.3	10.1	6.7	5	4.1	6.7	4.5	
Clarifier NTU	0.37	0.31	0.25	0.42	0.21	0.25	0.12	0.33	0.26	0.35	0.29	0.55	0.5	0.57	0.6	1.28	0.92	1.5	0.8	0.94	0.92	
Water Plant Effluent NTU	0.03	0.03	0.02	0.02	0.02	0.02	0.02	0.01	0.01	0.02	0.02	0.02	0.02	0.01	0.01	0.03	0.03	0.03	0.03	0.03	0.03	



MONTHLY SUMMARY OF REVISED TOTAL COLIFORM RULE DISTRIBUTION SYSTEM MONITORING
(For public water systems serving more than 400 service connections OR 1,000 persons, OR wholesaler systems)
(Includes triggered source monitoring reporting for Groundwater Rule compliance)

System Name <p align="center">Buckingham Park Water District</p>	System Number <p align="center">1710011</p>
Sampling Period <p align="center">Month July</p>	Year <p align="center">2121</p>

	Number Required	Number Collected	Number Total Coliform Positives	Number E.coli Positives
1. Routine Samples (see note 1)	<u>2</u>	<u>2</u>	<u>0</u>	<u>0</u>
2. Repeat Samples following samples that are Total Coliform Positive and <i>E.coli</i> Negative (see notes 2, 10 and 11)		<u>0</u>	<u>0</u>	<u>0</u>
3. Repeat Samples following Routine Samples that are Total Coliform Positive and <i>E. coli</i> Positive (see notes 2, 3, 10 and 11)		<u>0</u>	<u>0</u>	<u>0</u>
4. Coliform Treatment Technique (TT) Trigger Exceedance & <i>E.coli</i> MCL Computation for TC/ <i>E. coli</i> Positive Samples				
a. Totals (sum of columns)	<u>2</u>	<u>2</u>	<u>0</u>	<u>0</u>
b. If 40 or more samples collected in month, determine percent of samples that are total coliform positive [(total number positive/total number collected) x 100] = _____ %				
c. Did the system violate the <i>E. coli</i> MCL (see notes 2 through 5)?		<input type="checkbox"/> Yes	<input checked="" type="checkbox"/> No	
Did the system exceed... ..a Level 2 Coliform TT trigger? (see notes 2, 3, 4, 5 and 6 for trigger info)		<input type="checkbox"/> Yes	<input checked="" type="checkbox"/> No	
<i>If yes, see note 8 below.</i>				
...a Level 1 Coliform TT trigger? (see note 7 for trigger info)		<input type="checkbox"/> Yes	<input checked="" type="checkbox"/> No	
<i>If yes, see note 9 below.</i>				
5. Triggered Source Samples per Groundwater Rule (see notes 12 and 13)				
6. Invalidated Samples (Note what samples, if any, were invalidated; the lab who authorized the invalidation; and when replacement samples were collected. Attach additional sheets, if necessary.)				

7. Summary Completed By:

Name/Signature <p align="center">Ahimsah Wonderwheel</p>	Title <p align="center">General Manager</p>	Date <p align="center">8/6/2021</p>
---	--	--

NOTES AND INSTRUCTIONS:

1. Routine samples include:
 - a. Samples required pursuant to 22 CCR Section 64423 and any additional samples required by an approved routine sample siting plan established pursuant to 22 CCR Section 64422.
 - b. Extra samples for systems with high source water turbidities that are using surface water or groundwater under direct influence of surface water and do not practice filtration in compliance with regulations;
- Notes 2-5 (boxed entries) are *E. coli* MCL violations and require immediate notification to the Division (22 CCR, Section 64426.1):
2. Any *E.coli* positive repeat following a total coliform positive sample.
3. A total coliform positive repeat, following an *E.coli* positive routine sample.
4. Failure to take all required repeat samples following an *E. coli* positive routine sample.
5. Failure to test for *E. coli* when any repeat sample tests positive for total coliform
6. Second Level 1 coliform treatment technique trigger exceedance in a rolling 12-month period.
7. Level 1 Coliform Treatment Technique (TT) Triggers:
 - a. For systems collecting less than 40 samples, if two or more samples are total coliform positive, then the TT is exceeded and a Level 1 Assessment is required.
 - b. For systems collecting 40 or more samples, if more than 5.0 percent of samples collected are total coliform positive, then the TT is exceeded and a Level 1 Assessment is required.
 - c. If a trigger is exceeded as a result of a total coliform positive repeat sample, the system must notify the Division by the end of business day, section 64424(c)
8. Contact the Division as soon as practical to arrange for the Division to conduct a Level 2 Assessment of the water system. The water system shall complete a Level 2 Assessment and submit it to the Division within 30 days of learning of the trigger exceedance.
9. Conduct a Level 1 Assessment as soon as practical that covers the minimum elements (22 CCR, Section 64426.8 (a)(2)). Submit the report to the Division within 30 days of learning of the trigger exceedance.
10. Positive results and their associated repeat samples are to be tracked on the Coliform Monitoring Worksheet.
11. Repeat samples must be collected within 24 hours of being notified of the positive results. At least 3 repeat samples must be collected for each total coliform positive sample.
12. For systems subject to the Groundwater Rule: Positive results and the associated triggered source samples are to be tracked on the Coliform Monitoring Worksheet.
13. For triggered sample(s) required as a result of a total coliform routine positive sample, an *E.coli*-positive triggered sample (boxed entry) requires immediate notification to the Division, Tier 1 public notification, and corrective action.

GM-Buckingham Park Water

From: GM-Buckingham Park Water [gm@buckinghamparkwater.us]
Sent: Thursday, August 12, 2021 1:18 PM
To: 'Schott, Guy@Waterboards'
Cc: DDW - Mendocino General Email (DWPDIST03@waterboards.ca.gov)
Subject: Revised Total Coliform Rule Report
Attachments: RTCR Distribution Monitoring Report 7.21.pdf

Hello,

I have attached that Revised Total Coliform Rule Distribution System Monitoring Report for system # 1710011 Buckingham Park Water District for the month of July 2021. Please let me know if you have any questions thank you.

Sincerely,

Ahimsah Wonderwheel

General Manager

Buckingham Park Water District

2880 Eastlake Drive Kelseyville, CA 95451

Cell (707) 900-8367 / Office (707) 279-8568 / Fax (707) 279-2947

"Visit us on the web at: www.buckinghamparkwater.us!"

January - December 2021

	Residential			Commercial			Landscape / Irrigation			Total Cf. Usage	Total Gal. Usage	Total Customer
	Cubic Ft	Gallons	# Cust. Billed	Cubic Ft	Gallons	# Cust. Billed	Cubic Ft	Gallons	# Cust. Billed			
January	260,586	1,949,183	448	2,103	15,730	6	0	0	0	262,689	1,964,914	454
February	166,952	1,248,801	450	1,969	14,728	6	0	0	0	168,921	1,263,529	456
March	243,044	1,817,969	450	3,173	23,734	6	0	0	0	246,217	1,841,703	456
April	280,100	2,095,148	448	5,064	37,879	6	0	0	0	285,164	2,133,027	454
May	414,919	3,103,594	450	6,655	49,779	6	0	0	0	421,574	3,153,374	456
June	553,992	4,143,860	448	12,067	90,261	6	0	0	0	566,059	4,234,121	454
July	530,791	3,970,317	448	6,984	52,240	6	0	0	0	537,775	4,022,557	454
August										0	0	
September										0	0	
October										0	0	
November										0	0	
December										0	0	
	Average			Average			Average					Average
2019 YTD Totals	2,450,384	18,328,872	449	38,015	284,352	6	0	0	0	2,488,399	18,613,225	455

	Tier 1 (cf)	Tier 2 (cf)	Tier 3 (cf)	Total (Cf.)
January	145,958	6,441	110,290	262,689
February	141,492	5,755	21,674	168,921
March	185,759	13,071	47,387	246,217
April	212,869	21,030	51,265	285,164
May	239,332	34,223	148,019	421,574
June	289,397	49,118	227,544	566,059
July	277,409	47,397	212,969	537,775
August				0
September				0
October				0
November				0
December				0
YTD Total	1,492,216	177,035	819,148	2,488,399
% of Total Usage	59.97%	7.11%	32.92%	100%

Top 10 Users	
Acct#	Cf
HIGH USERS	
4201	28023
6202	16011
0601	10088
0602	9631
2101	9312
3101	9107
9302	8644
7302	7191
6802	7143
5601	7124
<hr/> 112,274 cubic feet 839,810 gallons 20.88% of total usage	
LEAKS	
<hr/> 0 cubic feet 0 gallons 0.00% of total usage	
<hr/> 112,274 Total Top 10 CF 839,810 Total Top 10 Gal 20.88% Top 10 Total % of Usage	

Total Average (gal.) Usage Per Person Per Day:

	(Highest Months)		
	JUNE '19	AUGUST '20	2 yr. Ave.
Average person per connection:	3.3	3.3	3.3
Total Gallons:	5,133,818	5,557,230	5,345,524
Days in Month :	30	31	30.5
Active Connections:	457	457	457
Total Average Usage in Gallons Per Person/Day:	113	119	116

Current Water Storage Availability

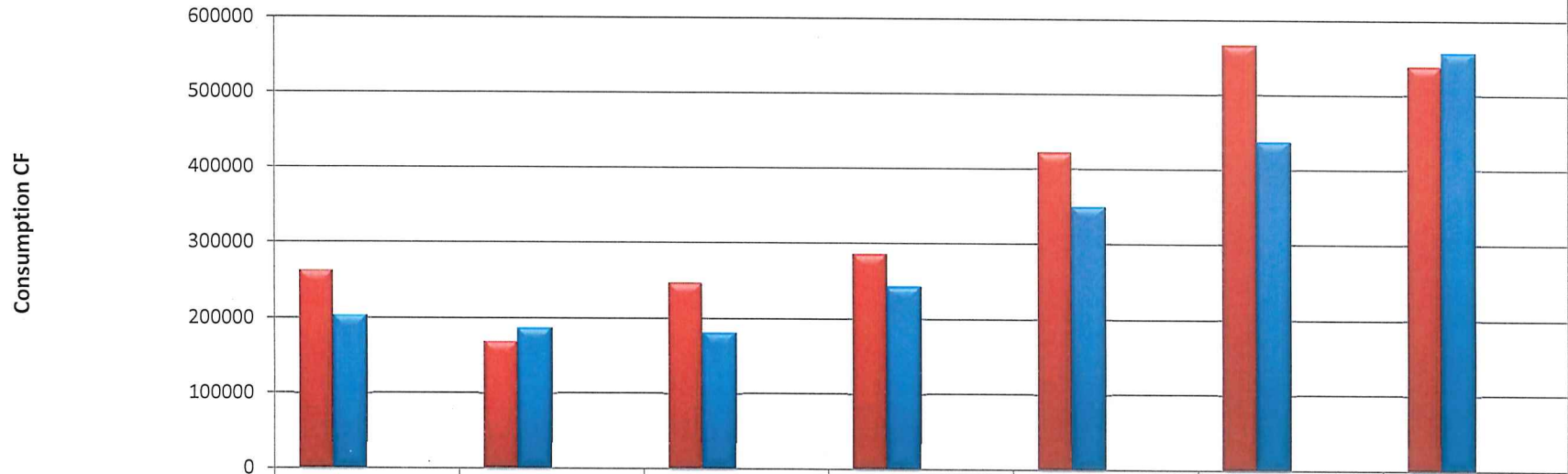
Plant Available storage	170,000 gal
Zone 1	100,000 gal
Zone 2	200,000 gal
Total Storage Avail.	470,000 gal

Avail. Storage / Month

	JUNE '19	AUGUST '20	Average
Total Average Usage per Day	171,127	179,265	175,196
Days of Avail. Storage	2.75	2.62	2.68

(Based on current usage)

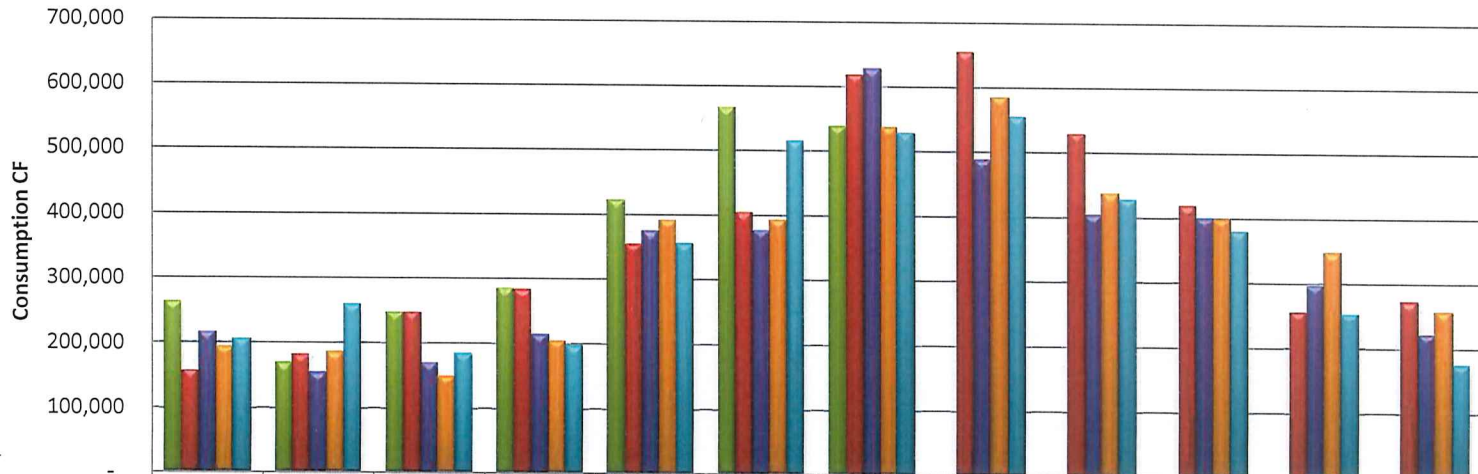
Current Usage Year To Date vs. 5 Year Average



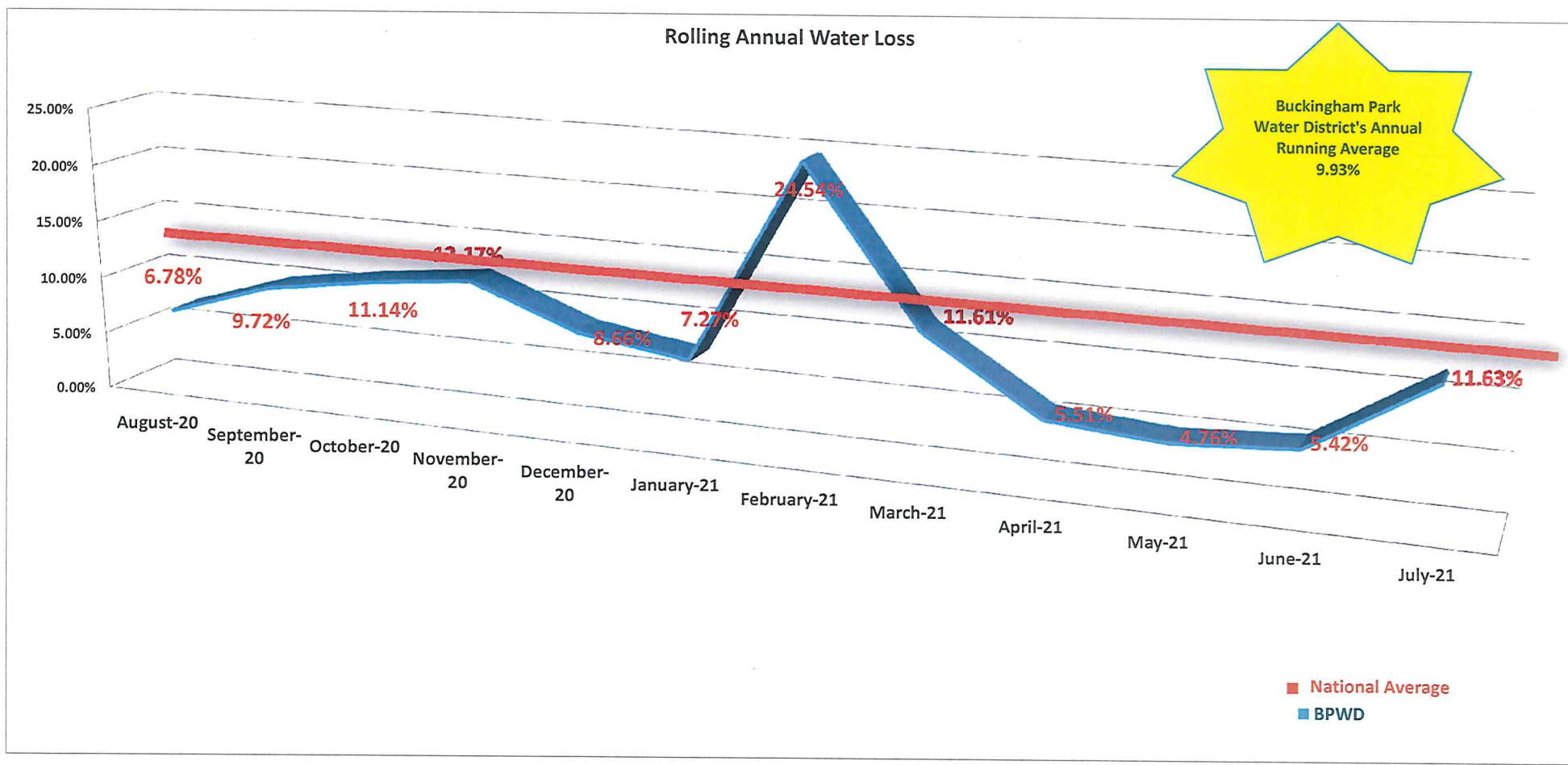
■ Current Usage	262,689	168,921	246,217	285,164	421,574	566,059	537,775
■ Average Previous 5 Yr Usage	203,458	186,711	180,975	242,613	349,008	437,065	556,914
■ % of 5YR Ave for mo (+/-)	29.11%	-9.53%	36.05%	17.54%	20.79%	29.51%	-3.44%
■ % of Prev Mo. (+/-)	-3.11%	-35.70%	45.76%	15.82%	47.84%	34.27%	-5.00%

Current YTD Usage:
2,488,399 cf
Vs.
5yr. Rolling Average: 2,156,744 Increased
By 15.38 %

5 Year Consumption History



	Jan.	Feb.	March	April	May	June	July	Aug.	Sept.	Oct.	Nov.	Dec.
2021	262,689	168,921	246,217	285,164	421,574	566,059	537,775					
2020	157,929	181,307	246,879	282,486	353,410	404,008	616,438	653,672	527,832	418,562	255,407	271,108
2019	215,392	153,761	170,200	213,251	374,148	376,112	625,960	486,685	402,558	399,674	297,026	221,540
2018	192,847	184,272	148,822	203,530	390,869	391,852	535,525	583,754	435,925	398,296	347,296	256,502
2017	205,528	258,278	183,446	196,293	354,611	514,162	527,323	554,211	427,612	379,370	252,710	175,642



Known Distribution Leaks (Gal)	Production Meter / Gal. matched to meter read dates		Net Production (Gal.) (Prev+Current)	Distribution/Sold (Convert Cf to Gal)	Total Unaccountable Water Loss		
	Prev. MTD	Current MTD			Difference (Gal.)	% +/-	
150,120	7/30/20 - 7/31/20 338,583	8/1/20 - 8/28/20 5,067,401	5,405,984	4,889,467	366,397	6.78%	Leak surfaced at 3010 Hillside Ct. on 8/11/20. Leak fixed on 8/26/20 leaking approx. 6.95 Gal/min. = 10,008 Gal/Day
313,920	8/29/2020-8/31/20 489,829	9/1/20-9/30/20 4,230,980	4,720,809	3,948,183	458,706	9.72%	Two Service line leaks, 1995 Westlake Dr Aprox 8 gal. per min.-11,502 gal per day,2390 Eastlake Dr.11 gal per min-15,840 gal per day
		10/1/20-10/30/20 3,523,445	3,523,445	3,130,844	392,601	11.14%	leak found on Buckingham Dr. and southlake unknown estimate of loss at this time.
212,040	10/31/2020 - 10/31/2020 98,318	11/1/20 - 11/25/20 2,318,368	2,416,686	1,910,444	294,202	12.17%	Service line leak at 3196 Hillside Ct. leaking Aprox 7.75 gal/Min. - 11,160 Gal/day
8,640	11/25/20-11/30/20 360,503	12/1/2020 - 12/31/20 1,869,037	2,229,540	2,027,888	193,012	8.66%	Service line leak at 3306 Southlake Dr. Aprox. 2 gal/min-2880 gal/day
		1/1/2020 - 1/28/2020 2,118,973	2,118,973	1,964,914	154,059	7.27%	
	1/29/21 - 1/31/21 161,630	2/1/21 - 2/24/21 1,512,831	1,674,461	1,263,529	410,932	24.54%	2/3/21 Main line leak at 2705 Westlake dr. un known quantity. Repaired 2-17-21
	2/25/2021 - 2/28/2021 259,287	3/1/2021 - 3/31/2021 1,824,252	2,083,539	1,841,703	241,836	11.61%	
	-	4/1/2021- 4/29/2021 2,257,430	2,257,430	2,133,027	124,403	5.51%	
	4/30/2021 200,756	5/1/2021-5/27/2021 3,110,134	3,310,890	3,153,374	157,516	4.76%	
	5/27/2021 - 5/31/21 753,549	6/1/21 - 6/30/21 3,723,286	4,476,835	4,234,121	242,714	5.42%	
408,240		7/1/21 - 7/29/21 5,596,710	5,596,710	4,537,461	651,009	11.63%	Leak at 2620 fixed on 7/27/21 Aprox. 10.5 GPM = 15,120 GPD. Leak at 2850 (H.O.A.) Aprox. 11 GPM = 15,840 GPD unknown time

Average Annual Loss 9.93%

Buckingham Park Water District
 Internal Controls Verification Checklist
 Month Ending: July 2021

Control Factors	Responsibility Designation			Report to Board of Directors Required (Y/N)
	O.M. (Office Mgr)	C.O. (Compliance Officer)	G.M. (General Mgr.)	
Adjusting Journal Entries:				
OM to provide supporting documentation & journal entry to CO	<input checked="" type="checkbox"/>	<input checked="" type="checkbox"/>		N
All journal entries have been entered, printed and include support documentation	<input checked="" type="checkbox"/>	<input checked="" type="checkbox"/>		N
Monthly verification Successful. General Manager Approval Received?		<input checked="" type="checkbox"/>	<input checked="" type="checkbox"/>	N
Monthly verification not successful? Report to the Board.		<input checked="" type="checkbox"/>	<input checked="" type="checkbox"/>	N
Quarterly Audit of journal entries		<input checked="" type="checkbox"/>		N
Payroll:				
Time card calculations and entries performed	<input checked="" type="checkbox"/>			N
Payroll is not submitted and approved by the same individual writing the check			<input checked="" type="checkbox"/>	N
Provide General Manager w/ payroll checks, ACH direct deposit report & related timecards	<input checked="" type="checkbox"/>			N
Verification Successful? General Manager Approval received-Initial timecard and check stub.			<input checked="" type="checkbox"/>	N
Paychecks signed by Director if approved by General Manager	<input checked="" type="checkbox"/>			N
Provide paycheck and/or stub to employee in sealed envelope no later than 3pm on payday.	<input checked="" type="checkbox"/>			N
Payroll Tax Payments and Reports:				
EDD Tax payments made bi-weekly	<input checked="" type="checkbox"/>			N
941 Tax payments made bi-weekly	<input checked="" type="checkbox"/>			N
Monthly verification of payroll tax payments.		<input checked="" type="checkbox"/>		N
Late tax payments or penalties reported to Board of Directors w/ explanation & remedy.		<input checked="" type="checkbox"/>	<input checked="" type="checkbox"/>	N
Payroll tax reports prepared and submitted quarterly.		<input checked="" type="checkbox"/>		N
Accounts Receivable:				
Receive, verify and apply all customer payments upon receipt	<input checked="" type="checkbox"/>			N
Verify payments received balance to bank deposit being made.	<input checked="" type="checkbox"/>			N
Check deposits are made at a minimum of once per week	<input checked="" type="checkbox"/>			N
Cash payments: verified in front of customer, entered into billing program	<input checked="" type="checkbox"/>			N
Cash deposit: individual deposit @ each customer payment, note acct# & name on carbon	<input checked="" type="checkbox"/>			N
Cash deposit double verified by GM w/ initials and placed in lock box	<input checked="" type="checkbox"/>		<input checked="" type="checkbox"/>	N
Cash deposits taken to bank weekly, monthly at latest			<input checked="" type="checkbox"/>	N
Verification of cash payments: receipt log book, bank deposit and billing program. Initial log book.		<input checked="" type="checkbox"/>	<input checked="" type="checkbox"/>	N
Unsuccessful verification is reported to Board of Directors w/ explanation & remedy.		<input checked="" type="checkbox"/>	<input checked="" type="checkbox"/>	N

**Buckingham Park Water District
Internal Controls Verification Checklist
Month Ending: July 2021**

Control Factors	Responsibility Designation			Report to Board of Directors Required (Y/N)
	O.M. (Office Mgr)	C.O. (Compliance Officer)	G.M. (General Mgr.)	
Reconciliations:				
Accounts Receivable:				
Provide CO w/ Payment Detail report from CORE billing program	X			N
Provide CO w/ Utility Billing Receivable Quick Report from Quickbooks	X			N
Reconcile Payment Detail Report to Utility Billing Receivable Report & bank		X		N
Report Accounts Receivable discrepancies to the General Manager		X		N
Reconcile Customer Cash Payment Receivable Log with Cash Receipt Book and bank		X		N
Correct AR discrepancies and resubmit to the CO	X			N
Unsuccessful verification is reported to Board of Directors w/ explanation & remedy.			X	N
Bank Account:				
Ensure all monthly entries are entered into the accounting system	X			N
Forward bank statements to the CO by the 10th of the month	X			N
Reconcile bank accounts (checking, line of credit and investment accounts)		X		N
Report discrepancies to the General Manager		X		N
Unsuccessful verification is reported to Board of Directors w/ explanation & remedy.			X	N
Petty Cash:				
Petty Cash:				
Petty Cash balance does not exceed \$200	X			N
Petty Cash is secure, locked and accounted for	X			N
Maintain a log of all petty cash transactions and attach all related receipts	X			N
Petty cash entries shall be entered into the accounting program	X			N
Provide the CO with the month's petty cash log and receipts	X			N
Double verification of petty cash. Count petty cash.	X		X	N
Reconcile petty cash account		X		N
Report petty cash discrepancies to the General Manager		X		N
Unsuccessful verification is reported to Board of Directors w/ explanation & remedy.			X	N
Online Bank Transactions:				
All online banking transactions are to be reviewed for approval by the General Manager				
If approved by the General Manager the Office Manager shall complete the transaction .	X		X	N
Online banking transactions are entered into the accounting program.	X			N

BUCKINGHAM PARK WATER DISTRICT

Financial Compliance & Reconciliation

Reconciliation Complete as of: Aug. 18, 2021

Certification: I hereby certify that the financial transactions and source documents for the reporting month have been reviewed and verified as correct to the best of my knowledge.

- Revenue / QB Journal Entry Verification
- Core Payment Detail Report for Month
- Quickbooks Utility Billing Receivable Report for Month
- Umpqua Bank - Checking #1586
- Umpqua Bank - Checking #6156
- Petty Cash Log w/ double custody balance verification as of month end w/ Receipts
- Laif Investment Statement
- Cash Payment Log w/ Cash Receipt Book Copies
and that the cash is deposited to Umpqua Bank.
- Credit Card Payment Log w/ Receipts
- 69811925 - Cal PIT & SDI Payment Verification
- 77653459 - Voluntary SDI Plan Payment Verification
- EDD Voluntary SDI Quarterly Report Forms DE9 & DE9C
- EDD PIT,SDI Quarterly Report Forms DE9 & DE9C
- IRS Form 941 (transmit via QB transmit)

BUCKINGHAM PARK WATER DISTRICT
 INTERNAL CONTROLS
 COMPLIANCE REVIEW: ACCOUNTS RECEIVABLE

JULY 2021

Core AR Payment Detail		Quickbooks AR #200-30 Utility Billing Receivable	
\$	4,672.54	\$	2,961.45
\$	380.52	\$	200.00
\$	2,284.66	\$	1,511.09
\$	2,156.33	\$	30.00
\$	4,405.86	\$	157.03
\$	5,934.48	\$	2,127.63
\$	2,598.46	\$	2,156.33
\$	3,388.90	\$	7.00
\$	2,786.07	\$	4,398.86
\$	254.95	\$	209.31
\$	7,009.55	\$	249.05
\$	1,326.31		\$ (1,000.00) retd ck
\$	421.22	\$	400.00
\$	24,193.92	\$	5,076.12
\$	4,188.48	\$	2,488.46
\$	1,484.29	\$	3,388.90
\$	2,055.60	\$	113.54
\$	4,013.94	\$	150.00
\$	-	\$	2,522.53
\$	-	\$	8.00
\$	-	\$	9.00
\$	-	\$	237.95
\$	-	\$	7,009.55
\$	-	\$	220.00
\$	-	\$	1,106.31
\$	-	\$	121.22
\$	-	\$	21,832.76
\$	-	\$	110.00
\$	-	\$	200.00
\$	-	\$	100.00
\$	-	\$	2,361.16
\$	-	\$	210.14
\$	-	\$	3,978.34
\$	-	\$	220.37
\$	-	\$	1,263.92
\$	-	\$	2,055.60
\$	-	\$	115.89
\$	-	\$	182.99
\$	-	\$	3,715.06
\$	-	\$	-
\$	-	\$	142.05
\$	-	\$	208.47
\$	-	\$	-
\$	-	\$	-
\$	-	\$	0.00
<u>\$</u>	<u>73,556.08</u>	<u>\$</u>	<u>73,556.08</u>
			<u>0.00</u>
			Entries for next
		Total Entered	period
			or
			to be re-coded
	<u>0.00</u>		

VARIANCES:
 Cash Receipts NOT Deposited to Bank in Reporting Month: none
 Cash Receipts NOT Entered to CORE in Reporting Month:

Cash Receipts NOT Entered @ QB in Reporting Month:
 Notes to Variances:

Nakia Sackett 8/18/2021

 Date

0
0
0

BUCKINGHAM PARK WATER DISTRICT
INTERNAL CONTROLS
COMPLIANCE REVIEW: REVENUE JOURNAL ENTRY

JULY 2021

Acct #	Item	CORE Rept.	Quickbooks JE Entered	Differences / Adjustments
41110	Residential Water Use	\$ 30,798.10	\$ -	
	Correct Applied Payments	\$ -	\$ -	
	Previous Balance (usage adj)	\$ -		
	Write Off	\$ -		
	Misc Adj. to balance	\$ -	\$ -	
	Property Tax Roll	\$ -	\$ -	
		<u>\$ 30,798.10</u>	<u>\$ 30,798.10</u>	\$ -
	CC Control Inspection	\$ (150.00)	\$ (150.00)	
41120	Commercial Water Use	\$ 125.49	\$ 125.49	\$ -
42130	Standby	\$ -	\$ -	\$ -
42151	Res. Base Rate	\$ 33,367.04	\$ 33,367.04	\$ -
42152	Comm. Base Rate	\$ 297.92	\$ 297.92	\$ -
42154	App for New Connection	\$ -	\$ -	\$ -
49810	Carrying Charge	\$ (105.00)	\$ (105.00)	\$ -
49810	48HR Door Notices	\$ -	\$ -	\$ -
498103	10 Day Shut Of Notice	\$ -	\$ -	\$ -
498.15	Resumption of Svc Fee	\$ 125.00	\$ 125.00	\$ -
49820	Application Processing Fee	\$ 150.00	\$ 150.00	\$ -
49825	Lien Filing Fee	\$ -	\$ -	\$ -
49830	Retd. Ck Fee	\$ 35.00	\$ 35.00	\$ -
49835	Certified Mail Fee	\$ -	\$ -	\$ -
49840	Emergency Reserve	\$ -	\$ -	\$ -
498.45	CIP Reserve	\$ 10,396.00	\$ 10,396.00	\$ -
498105	Standby Penalty	\$ -	\$ -	\$ -
Total Revenue for Journal Entry		<u>\$ 75,039.55</u>	<u>\$ 75,039.55</u>	\$ -

11:02 AM
08/03/21
Accrual Basis

Buckingham Park Water District
Account QuickReport
As of July 31, 2021

Type	Date	Num	Name	Memo	Amount
200 · Accounts Receivable					
200-30 · Utility Billing Receivable					
Deposit	07/01/2021	Multiple	Water Sales	Lot Date 07/01/21 AM	-2,961.45
Deposit	07/01/2021	7643	Water Sales	Lot Date 07/01/21 AM	-200.00
Deposit	07/01/2021	Multiple	Water Sales	Lot Date 07/01/21 PM	-1,511.09
Deposit	07/02/2021	79431...	Water Sales	CC Lot Date 07/02/21	-30.00
Deposit	07/05/2021	79557...	Water Sales	CC Lot Date 07/05/21	-157.03
Deposit	07/05/2021	Multiple	Water Sales	Lot Date 07/05/21	-2,127.63
Deposit	07/07/2021	Multiple	Water Sales	Lot Date 07/07/21	-2,156.33
Deposit	07/09/2021	79714...	Water Sales	CC Lot Date 07/08/21	-7.00
Deposit	07/09/2021	Multiple	Water Sales	Lot Date 07/09/21	-4,398.86
Deposit	07/12/2021	79758...	Water Sales	CC Lot Date 07/12/21	-209.31
Deposit	07/12/2021	79799...	Water Sales	CC Lot Date 07/12/21	-249.05
General Journal	07/12/2021	47016	Water Sales	Retd.' check #3101 refer to maker (83220504)	1,000.00
Deposit	07/12/2021	79874...	Water Sales	CC Lot Date 07/12/21	-400.00
Deposit	07/12/2021	Multiple	Water Sales	Lot Date 07/12/21	-5,076.12
Deposit	07/13/2021	Multiple	Water Sales	Lot Date 07/13/21	-2,488.46
Deposit	07/14/2021	Multiple	Water Sales	Lot Date 07/14/21	-3,388.90
Deposit	07/15/2021	79994...	Water Sales	CC Lot Date 07/14/21	-113.54
Deposit	07/15/2021	80065...	Water Sales	CC Lot Date 07/15/21	-150.00
Deposit	07/15/2021	Multiple	Water Sales	Lot Date 07/15/21	-2,522.53
Deposit	07/16/2021	80050...	Water Sales	7/15/21	-8.00
Deposit	07/16/2021	80050...	Water Sales	7/15/21	-9.00
Deposit	07/16/2021	80113...	Water Sales	7/16/21	-237.95
Deposit	07/19/2021	Multiple	Water Sales	7/16/21 - 7/19/21	-7,009.55
Deposit	07/21/2021	80276...	Water Sales	CC Lot Date 07/20/21	-220.00
Deposit	07/21/2021	Multiple	Water Sales	Lot Date 07/21/21	-1,106.31
Deposit	07/22/2021	80340...	Water Sales	7/22/21	-121.22
Deposit	07/23/2021	37904...	Water Sales	ACH Lot Date 07/23/21	-21,832.76
Deposit	07/23/2021	2762	Water Sales	Cash Lot Date 07/13/21	-110.00
Deposit	07/23/2021	2763	Water Sales	Cash Lot Date 07/22/21	-200.00
Deposit	07/23/2021	2764	Water Sales	Cash Lot Date 07/22/21	-100.00
Deposit	07/23/2021	Multiple	Water Sales	Lot Date 07/23/21	-2,361.16
Deposit	07/26/2021	80434...	Water Sales	CC Lot Date 07/24/21	-210.14
Deposit	07/26/2021	Multiple	Water Sales	Lot Date 07/26/01	-3,978.34
Deposit	07/27/2021	80540...	Water Sales	CC Lot Date 07/27/21	-220.37
Deposit	07/27/2021	Multiple	Water Sales	Lot Date 07/27/21	-1,263.92
Deposit	07/29/2021	Multiple	Water Sales	Lot Date 07/29/21	-2,055.60
Deposit	07/30/2021	80622...	Water Sales	CC Lot Date 07/30/21	-115.89
Deposit	07/30/2021	80674...	Water Sales	CC Lot Date 07/30/21	-182.99
Deposit	07/30/2021	Multiple	Water Sales	Lot Date 07/30/21	-3,715.06
Total 200-30 · Utility Billing Receivable					-72,205.56
Total 200 · Accounts Receivable					-72,205.56
TOTAL					-72,205.56

CC Payments from last month

$442.05 + 908.47 + 30 - 5 = 1,511.09$

$= 380.52$

Ret'd check

24,193.92

4,013.94

4,622.51

2,984.1

4,442.9

5,934.1

2,786.07

2,549.5

4,576.2

4,21.22

4,188.4

1,484

11:06 AM

Buckingham Park Water District

08/03/21

Account QuickReport

Accrual Basis

As of July 31, 2021

Type	Date	Num	Name	Memo	Split	Amount	Balance
200 · Accounts Receivable							708.65
200-20 · Delinquent Accounts Receivable							708.65
Total 200-20 · Delinquent Accounts Receivable							708.65
Total 200 · Accounts Receivable							708.65
TOTAL							708.65

BUCKINGHAM PARK WATER DISTRICT
 INTERNAL CONTROLS
 COMPLIANCE REVIEW: CASH PAYMENTS

JULY 2021

CASH RECEIVABLE			BANK			QUICKBOOKS		CORE	
Date	Receipt #	Receipt \$ Verif.	Bank Receipt Verif. \$	Differences +/-	\$ Recorded @ Acctg Program	Differences +/-	\$ Posted to Customer Account	Differences +/-	
7/13/2021	2762	\$ 110.00	\$ 110.00	\$ -	\$ 110.00	\$ -	\$ 110.00	\$ -	
7/22/2021	2763	\$ 200.00	\$ 200.00	\$ -	\$ 200.00	\$ -	\$ 200.00	\$ -	
7/22/2021	2765	\$ 100.00	\$ 100.00	\$ -	\$ 100.00	\$ -	\$ 100.00	\$ -	
		\$ -	\$ -		\$ -		\$ -	\$ -	

\$ 410.00	\$ -	\$ 410.00	\$ -	\$ 410.00	\$ -
-----------	------	-----------	------	-----------	------

VARIANCES:

Cash Receipts NOT Deposited to Bank in Reporting Month: 0
 Cash Receipts NOT Entered to CORE in Reporting Month: 0
 Cash Receipts NOT Entered @ QB: 0
 Notes to Variances: none

Nakia Sackett 8/17/2021

Verifying Signature

Date

BUCKINGHAM PARK WATER DISTRICT
 INTERNAL CONTROLS
 COMPLIANCE REVIEW: CREDIT CARD PAYMENTS

JULY 2021

CREDIT CARD PAYMENT		BANK		QUICKBOOKS		CORE	
Date	CC Paid \$	Bank Receipt Verif. \$	Differences +/-	\$ Recorded @ Acctg Program	Differences +/-	\$ Posted to Customer Account	Differences +/-
7/2/2021	\$ 30.00	\$ 30.00	\$ -	\$ 30.00	\$ -	\$ 30.00	\$ -
7/5/2021	\$ 157.03	\$ 157.03	\$ -	\$ 157.03	\$ -	\$ 157.03	\$ -
7/8/2021	\$ 7.00	\$ 7.00	\$ -	\$ 7.00	\$ -	\$ 7.00	\$ -
7/12/2021	\$ 209.31	\$ 209.31	\$ -	\$ 209.31	\$ -	\$ 209.31	\$ -
7/12/2021	\$ 249.05	\$ 249.05	\$ -	\$ 249.05	\$ -	\$ 249.05	\$ -
7/12/2021	\$ 104.16	\$ 104.16	\$ -	\$ -	\$ (104.16)	\$ 104.16	\$ -
7/12/2021	\$ 400.00	\$ 400.00	\$ -	\$ 400.00	\$ -	\$ 400.00	\$ -
7/15/2021	\$ 113.54	\$ 113.54	\$ -	\$ 113.54	\$ -	\$ 113.54	\$ -
7/15/2021	\$ 150.00	\$ 150.00	\$ -	\$ 150.00	\$ -	\$ 150.00	\$ -
7/15/2021	\$ 8.00	\$ 8.00	\$ -	\$ 8.00	\$ -	\$ 8.00	\$ -
7/15/2021	\$ 9.00	\$ 9.00	\$ -	\$ 9.00	\$ -	\$ 9.00	\$ -
7/16/2021	\$ 237.95	\$ 237.95	\$ -	\$ 237.95	\$ -	\$ 237.95	\$ -
7/20/2021	\$ 220.00	\$ 220.00	\$ -	\$ 220.00	\$ -	\$ 220.00	\$ -
7/22/2021	\$ 121.22	\$ 121.22	\$ -	\$ 121.22	\$ -	\$ 121.22	\$ -
7/26/2021	\$ 210.14	\$ 210.14	\$ -	\$ 210.14	\$ -	\$ 210.14	\$ -
7/27/2021	\$ 220.37	\$ 220.37	\$ -	\$ 220.37	\$ -	\$ 220.37	\$ -
7/29/2021	\$ 115.89	\$ 115.89	\$ -	\$ 115.89	\$ -	\$ 115.89	\$ -
7/30/2021	\$ 182.99	\$ 182.99	\$ -	\$ 182.99	\$ -	\$ 182.99	\$ -
7/30/2021	\$ 220.00	\$ 220.00	\$ -	\$ -	\$ (220.00)	\$ 220.00	\$ -
7/30/2021	\$ 114.18	\$ -	\$ (114.18)	\$ -	\$ (114.18)	\$ 114.18	\$ -
	\$ 3,079.83	\$ 2,965.65	\$ (114.18)	\$ 2,641.49	\$ (438.34)	\$ 3,079.83	\$ -

VARIANCES:

CC NOT Posted to Bank in Reporting Month:
 CC NOT Entered to CORE in Reporting Month:
 CC NOT Entered @ QB:
 Notes to Variances:

PhosCheck Invoice Paid CC. @ AR
 104.16 Other
 -114.18 After hrs Posted in Aug. by bank
 0 bank stmt
 -438.34 PhosCheck + two pmnts entered after
 hours and posted in Aug.

Nakia Sankoff

8/18/2021

Verifying Signature

Date

6/5621-7/2/21

Administration Task Manager

Month: Jul-21

Daily Tasks	1	2	3	4	5	6	7	8	9	10	11	12	13	14	15
Customer Service:															
AM:															
Check voicemails & Return Calls	h	h			h	h	h	h	h			h	h	h	h
Prepare any necessary work orders	h	h			h	h	h	h	h			h	h	h	h
Check emails and reply as needed	h	h			h	h	h	h	h			h	h	h	h
PM:															
Check voicemails & Return Calls	h	h			h	h	h	h	h			h	h	h	h
Check emails and reply as needed	h	h			h	h	h	h	h			h	h	h	h
Check Mail	h	h			h	h	h	h	h			h	h	h	h
Financial & Accounting:															
Enter daily customer payments to CORE Utilities	h	h			h	h	h	h	h			h	h	h	h
-Reconcile Core Payment Receipt to adding machine tape.	h	h			h	h	h	h	h			h	h	h	h
Daily deposit to Umpqua Bank via check scanner	h	h			h	h	h	h	h			h	h	h	h
-Print 2 bank receipts; file one w/ checks and one w/ CORE Payment Receipt	h	h			h	h	h	h	h			h	h	h	h
Property Transfers	h	h			h	h	h	h	h			h	h	h	h
Escrow Water Demand Forms	h	h			h	h	h	h	h			h	h	h	h
Filing	h	h			h	h	h	h	h			h	h	h	h
Other:															
Comments:															
Bi-Weekly Tasks	1	2	3	4	5	6	7	8	9	10	11	12	13	14	15
Every Other Tuesday / Date: _____															
Participate in staff meetings															
Payroll:															
Verify and calculate timecards					h										
Timecards to GM for review & approval					h										
Enter timecard info into QuickBooks & print checks					h										
Enter Direct Deposit Transactions					h										
Pay Payroll Taxes (Both EDD accounts & IRS #941)					h										
Provide GM w/ AP, PR, & Liab w/ the P&L MTD & YTD					h										
GM to Approve & Initial Tax Payments					h										
Pay Employee Ira Contributions					h										
Comments:															
Every Other Wednesday / Date: _____															
Accounts Payable:															
Invoices to GM for review & approval					h										
Pay Invoices					h										
Schedule Check Signing w/ Board Member(s)					h										
Mail payments					h										
Comments:															
Every Other Friday / Date: _____															
Provide Employees w/ paychecks									h						
Comments:															
Other:															
Comments:															

Administration Task Manager

Month: **Jul-21**

Monthly Tasks	1	2	3	4	5	6	7	8	9	10	11	12	13	14	15
1st of month:															
Apply Carrying Charges	h														
Print billing reports and review for accuracy	h														
1st of month print & mail bills (due no later than 5th)	h														
Print AR Detail Report immediately after bills are printed	h														
Order Office Supplies	h														
Print New Petty Cash Log and Cash Payment Log	h														
Pre-Reconcile: CORE payments entered into QB	h														
-(Utility Billing AR Quick Report & CORE Posted Payment Detail Rept	h														
Petty Cash - Double Verif. (GM) Req'd/Internal Controls	h														
Print Customer Credit Card Payment Log	h														
Prepare Meeting minutes from last meeting	h														
Journal Entries w/ GM:															
JE Revenue @ Core Rev Rept to QuickBooks	h														
Verify / post JE Accumulated Depreciation	h														
Verify / post JE Workers Comp Insurance Expense	h														
Verify / post JE Liability Insurance Expense	h														
Verify / post JE Chemical Expense	h														
5th of month:															
Previous Mo Closeout Reports to GM (see submittal checklist)															
From CORE Utility Billing:	1	2	3	4	5	6	7	8	9	10	11	12	13	14	15
Export monthly usage to shared drive					h										
Print Installment Plan Report (exclude \$0)					h										
New Customer Report					h										
Print Adjustment Report					h										
Print Revenue Rept @ Core (Rev by Code)					h										
From Quickbooks:															
Print overtime report					h										
Print Utility Billing AR Quick Report & Delinq AR for month					h										
Print / Verify Financial Statements:															
P&L Budget vs. Actual for reporting month & Export to Excel					h										
P&L Budget vs. Actual for fiscal year to date -mo end & Export to Excel					h										
Balance Sheet for fiscal year to date - mo end					h										
Statement of Cash Flows for reporting month					h										
Statement of Cash Flows for fiscal year to date - mo end					h										
Email Board for Agenda Items (Deadline 2nd Monday)					h										
Comments:															
10th of month:															
CORE - Print Delinquency Report											h				
Print & Mail 10-Day Reminder Notices @ Non Payment											h				
Pre- Reconcile Bank Statements											h				
Email Financial Month End Submittals (See list)											h				
Comments:															
Other:															
Comments:															

Administration Task Manager

Month: Jul-21

Quarterly Tasks															
Quarterly Payroll Tax Report Request to GM															
EDD Voluntary SDI Quarterly Report Forms DE9 & DE9C															
EDD PIT,SDI Quarterly Report Forms DE9 & DE9C															
IRS Form 941															
Other:															
Comments:															

Daily Tasks	16	17	18	19	20	21	22	23	24	25	26	27	28	29	30	31
Customer Service:																
AM:																
Check voicemails & Return Calls																
Prepare any necessary work orders																
Check emails and reply as needed																
PM:																
Check voicemails & Return Calls																
Check emails and reply as needed																
Check Mail																
Financial & Accounting:																
Enter daily customer payments to CORE Utilities																
-Reconcile Core Payment Receipt to adding machine tape.																
Daily deposit to Umpqua Bank via check scanner																
-Print 2 bank receipts; file one w/ checks and one w/ CORE Payment Receipt																
Property Transfers																
Escrow Water Demand Forms																
Filing																
Other:																
Comments:																

Bi-Weekly Tasks	16	17	18	19	20	21	22	23	24	25	26	27	28	29	30	31
Every Other Tuesday / Date:																
Participate in staff meetings																
Payroll:																
Verify and calculate timecards																
Timecards to GM for review & approval																
Enter timecard info into QuickBooks & print checks																
Enter Direct Deposit Transactions																
Pay Payroll Taxes (Both EDD accounts & IRS #941)																
Provide GM w/ AP, PR, & Liab w/ the P&L MTD & YTD																
GM to Approve & Initial Tax Payments																
Pay Employee ira Contributions																
Comments: Cal Pers																
Every Other Wednesday / Date:																
Accounts Payable:																
Invoices to GM for review & approval																
Pay Invoices																
Schedule Check Signing w/ Board Member(s)																
Mail payments																
Comments:																
Every Other Friday / Date:																
Provide Employees w/ paychecks																
Comments:																

Administration Task Manager

Month: **Jul-21**

Monthly Tasks	16	17	18	19	20	21	22	23	24	25	26	27	28	29	30	31
20th of month:																
Post Agenda (Posted Thursday Before Monday's Meeting 72 hrs)																
Board Meeting Participation (4th Monday of every month)																
Enter Labor Statistics Online																
25th of month:																
Process Customer Automatic Payments																
Prepare 48 HR Shut Off Notices for Operations																
48-Hr Door Hangers for Non Payments																
Comments:																
Month End Tasks	16	17	18	19	20	21	22	23	24	25	26	27	28	29	30	31
Payroll Liabilities:																
End of month: / Date: _____																
Enter ACH for medical, dental and vision																
Billing:																
End of month:																
Last Week of Month: / Date: _____																
Print meter read sheets for Operations (around 28th)																
Enter meter reads into CORE																
Last Business Day of Month: / Date: _____																
CORE: Print Water Quality Service Orders for mo.> Operations																

Administration Task Manager

Month: Jul-21

Completion Dates for Monthly Tasks

Annual Tasks																				
January																				
31st: Last Day for W2's to District Employees																				
31st: Submit W3's W2's to State																				
31st: Last Day for 1099's to Contractors																				
31st: Submit 1099s to State																				
March																				
31st: Renewal for Workers Comp Insurance																				
31st: Renewal for Liability & Property Insurance																				
April																				
30th: Govt. Compensation Report to S.C.O.																				
May																				
15th: Credit delinq Standby for Prop Tax Roll Collection																				
15th: Prepare Standby Billing for July Bill to Customers																				
June																				
1st: Standby Billing to Customers																				
July																				
17th: County Elections Candidate Filing First Day																				
25th: County Elections Duedate for Resol. Consolidate																				
August																				
10th: County Elections Candidate Filing Last Day																				
11th: County Elections Candidate Filing Last Day																				
25th: Direct Charges (Tax Roll) Due to County																				
October																				
15th: Financial Transaction Report to S.C.O.																				
November																				
TBD: County Local Consolidated Election																				

Signature

Date

My signature certifies that that the aforementioned tasks have been completed and verified to the best of my knowledge & capabilities.
Furthermore, I understand that any misrepresentation of these tasks & reports may alter the the Buckingham Park Water District's financial statements.

Adjustments Detail Report

From: 7/2/2021

To: 8/3/2021

These Adjustments Have NOT Been Posted to the Customer's Balance:

These Adjustments Haven't Been Billed.

Implement Date	Account Number	Account Status	Revenue	Amount	User	Comment
8/3/2021	113101103	ACTIVE	LC1	(\$30.00)	LORI	
Total Number of Adjustments =		1	Total =	(\$30.00)		

Total Number of Adjustments =		1	Total =	(\$30.00)		
-------------------------------	--	---	---------	-----------	--	--

These Adjustments Have Been Posted to the Customer's Balance:

These Adjustments Haven't Been Billed.

Implement Date	Account Number	Account Status	Revenue	Amount	User	Comment
8/2/2021	151104601	ACTIVE	LC1	(\$30.00)	LORI	
8/3/2021	164112203	ACTIVE	LC1	(\$30.00)	LORI	
8/3/2021	1109701	ACTIVE	LC1	(\$15.00)	LORI	
8/3/2021	159105402	ACTIVE	LC1	(\$30.00)	LORI	
8/3/2021	160105501	ACTIVE	LC1	(\$30.00)	LORI	
8/3/2021	142103701	ACTIVE	LC1	(\$30.00)	LORI	
8/3/2021	243123604	ACTIVE	LC1	(\$30.00)	LORI	
8/3/2021	123101801	ACTIVE	LC1	(\$30.00)	LORI	
8/3/2021	17110202	ACTIVE	LC1	(\$30.00)	LORI	
8/3/2021	172112802	ACTIVE	LC1	(\$30.00)	LORI	
8/3/2021	13296502	ACTIVE	LC1	(\$30.00)	LORI	
8/3/2021	15107402	ACTIVE	LC1	(\$30.00)	LORI	
8/3/2021	12113401	ACTIVE	LC1	(\$30.00)	LORI	
8/3/2021	125116803	ACTIVE	LC1	(\$30.00)	LORI	
8/3/2021	114115701	ACTIVE	LC1	(\$30.00)	LORI	
8/3/2021	119109001	ACTIVE	LC1	(\$30.00)	LORI	
8/3/2021	114109401	ACTIVE	LC1	(\$30.00)	LORI	
8/3/2021	13113802	ACTIVE	LC1	(\$30.00)	LORI	
8/3/2021	148110603	ACTIVE	LC1	(\$30.00)	LORI	
8/3/2021	134117702	ACTIVE	LC1	(\$30.00)	LORI	
Total Number of Adjustments =		20	Total =	(\$585.00)		

These Adjustments Have Been Billed.

Implement Date	Account Number	Account Status	Revenue	Amount	User	Comment
7/2/2021	132117505	ACTIVE	LC1	(\$30.00)	LORI	Last chg would not post, tried twice.
7/2/2021	172112802	ACTIVE	LC1	(\$30.00)	LORI	Last chg would not post, tried twice.
7/2/2021	164112203	ACTIVE	LC1	(\$30.00)	LORI	Last chg would not post, tried twice.
7/2/2021	13114801	ACTIVE	LC1	(\$15.00)	LORI	Last chg would not post, tried twice.
7/2/2021	158296802	OFF AND BILLED	LC1	(\$45.00)	LORI	Last chg would not post, tried twice.
7/2/2021	18110302	ACTIVE	LC1	(\$30.00)	LORI	Last chg would not post, tried twice.

7/2/2021	17110202	ACTIVE	LC1	(\$30.00)	LORI	Last chg would not post, tried twice.
7/2/2021	170133901	ACTIVE	LC1	(\$30.00)	LORI	Last chg would not post, tried twice.
7/2/2021	142103701	ACTIVE	LC1	(\$30.00)	LORI	Last chg would not post, tried twice.
7/2/2021	15107402	ACTIVE	LC1	(\$30.00)	LORI	Last chg would not post, tried twice.
7/2/2021	119109001	ACTIVE	LC1	(\$30.00)	LORI	Last chg would not post, tried twice.
7/2/2021	114115701	ACTIVE	LC1	(\$30.00)	LORI	Last chg would not post, tried twice.
7/2/2021	114109401	ACTIVE	LC1	(\$30.00)	LORI	Last chg would not post, tried twice.
7/2/2021	113101103	ACTIVE	LC1	(\$30.00)	LORI	Last chg would not post, tried twice.
7/2/2021	110100702	ACTIVE	LC1	(\$15.00)	LORI	Last chg would not post, tried twice.
7/2/2021	4110002	ACTIVE	LC1	(\$30.00)	LORI	Last chg would not post, tried twice.
7/2/2021	2109804	ACTIVE	LC1	(\$15.00)	LORI	Last chg would not post, tried twice.
7/2/2021	148110603	ACTIVE	LC1	(\$30.00)	LORI	Last chg would not post, tried twice.
7/12/2021	129102402	ACTIVE	CCCIF	(\$150.00)	LORI	test was performed, sent to Ahimsah
7/14/2021	169106303	ACTIVE	RU01	(\$18.60)	LORI	Prior meter reading was higher than
7/15/2021	124116702	ACTIVE	PF	\$150.00	LORI	
8/2/2021	13113802	ACTIVE	LC1	\$15.00	CORE	Shut Off
8/2/2021	12113401	ACTIVE	LC1	\$15.00	CORE	Shut Off
8/2/2021	1109701	ACTIVE	LC1	\$15.00	CORE	Shut Off
8/2/2021	142103701	ACTIVE	LC1	\$15.00	CORE	Shut Off
8/2/2021	159105402	ACTIVE	LC1	\$15.00	CORE	Shut Off
8/2/2021	114109401	ACTIVE	LC1	\$15.00	CORE	Shut Off
8/2/2021	15107402	ACTIVE	LC1	\$15.00	CORE	Shut Off
8/2/2021	243123604	ACTIVE	LC1	\$15.00	CORE	Shut Off
8/2/2021	114115701	ACTIVE	LC1	\$15.00	CORE	Shut Off
8/2/2021	164112203	ACTIVE	LC1	\$15.00	CORE	Shut Off
8/2/2021	13296502	ACTIVE	LC1	\$15.00	CORE	Shut Off
8/2/2021	113101103	ACTIVE	LC1	\$15.00	CORE	Shut Off
8/2/2021	125116803	ACTIVE	LC1	\$15.00	CORE	Shut Off
8/2/2021	148110603	ACTIVE	LC1	\$15.00	CORE	Shut Off
8/2/2021	172112802	ACTIVE	LC1	\$15.00	CORE	Shut Off
8/2/2021	134117702	ACTIVE	LC1	\$15.00	CORE	Shut Off
8/2/2021	151104601	ACTIVE	LC1	\$15.00	CORE	Shut Off
8/2/2021	119109001	ACTIVE	LC1	\$15.00	CORE	Shut Off
8/2/2021	123101801	ACTIVE	LC1	\$15.00	CORE	Shut Off
8/2/2021	1109701	ACTIVE	LC1	\$15.00	CORE	Shut Off
8/2/2021	142103701	ACTIVE	LC1	\$15.00	CORE	Shut Off
8/2/2021	12113401	ACTIVE	LC1	\$15.00	CORE	Shut Off
8/2/2021	114109401	ACTIVE	LC1	\$15.00	CORE	Shut Off
8/2/2021	114115701	ACTIVE	LC1	\$15.00	CORE	Shut Off
8/2/2021	160105501	ACTIVE	LC1	\$15.00	CORE	Shut Off
8/2/2021	159105402	ACTIVE	LC1	\$15.00	CORE	Shut Off
8/2/2021	13113802	ACTIVE	LC1	\$15.00	CORE	Shut Off
8/2/2021	243123604	ACTIVE	LC1	\$15.00	CORE	Shut Off
8/2/2021	13296502	ACTIVE	LC1	\$15.00	CORE	Shut Off
8/2/2021	125116803	ACTIVE	LC1	\$15.00	CORE	Shut Off
8/2/2021	113101103	ACTIVE	LC1	\$15.00	CORE	Shut Off
8/2/2021	164112203	ACTIVE	LC1	\$15.00	CORE	Shut Off

8/2/2021	119109001	ACTIVE	LC1	\$15.00	CORE	Shut Off
8/2/2021	123101801	ACTIVE	LC1	\$15.00	CORE	Shut Off
8/2/2021	15107402	ACTIVE	LC1	\$15.00	CORE	Shut Off
8/2/2021	172112802	ACTIVE	LC1	\$15.00	CORE	Shut Off
8/2/2021	17110202	ACTIVE	LC1	\$15.00	CORE	Shut Off
8/2/2021	134117702	ACTIVE	LC1	\$15.00	CORE	Shut Off
8/2/2021	160105501	ACTIVE	LC1	\$15.00	CORE	Shut Off
8/2/2021	151104601	ACTIVE	LC1	\$15.00	CORE	Shut Off
8/2/2021	17110202	ACTIVE	LC1	\$15.00	CORE	Shut Off
8/2/2021	148110603	ACTIVE	LC1	\$15.00	CORE	Shut Off

Total Number of Adjustments = 63 Total = \$101.40

Total Number of Adjustments = 83 Total = (\$483.60)

Total Number of Adjustments for Group:1 = 84 Total = (\$513.60)

These Adjustments Have Been Posted to the Customer's Balance:

These Adjustments Haven't Been Billed.

Implement Date	Account Number	Account Status	Revenue	Amount	User	Comment
8/3/2021	49237203	ACTIVE	LC1	(\$30.00)	LORI	
8/3/2021	45211502	ACTIVE	LC1	(\$30.00)	LORI	
8/3/2021	18234802	ACTIVE	LC1	(\$30.00)	LORI	
8/3/2021	26233902	ACTIVE	LC1	(\$15.00)	LORI	
8/3/2021	9227203	ACTIVE	LC1	(\$30.00)	LORI	
8/3/2021	39238202	ACTIVE	LC1	(\$30.00)	LORI	
8/3/2021	27225601	ACTIVE	LC1	(\$30.00)	LORI	
8/3/2021	5231901	ACTIVE	LC1	(\$15.00)	LORI	
8/3/2021	71221601	ACTIVE	LC1	(\$30.00)	LORI	
8/3/2021	24239404	ACTIVE	LC1	(\$15.00)	LORI	
8/3/2021	83220504	ACTIVE	LC1	(\$15.00)	LORI	
8/3/2021	85220301	ACTIVE	LC1	(\$15.00)	LORI	
8/3/2021	20239801	ACTIVE	LC1	(\$30.00)	LORI	
8/3/2021	96219301	ACTIVE	LC1	(\$30.00)	LORI	
8/3/2021	4241401	ACTIVE	LC1	(\$15.00)	LORI	
8/3/2021	20824201	ACTIVE	LC1	(\$30.00)	LORI	
8/3/2021	19228902	ACTIVE	LC1	(\$15.00)	LORI	
8/3/2021	9828001	ACTIVE	LC1	(\$30.00)	LORI	
8/3/2021	7229902	ACTIVE	LC1	(\$15.00)	LORI	
8/3/2021	41238002	ACTIVE	LC1	(\$15.00)	LORI	

Total Number of Adjustments = 20 Total = (\$465.00)

These Adjustments Have Been Billed.

Implement Date	Account Number	Account Status	Revenue	Amount	User	Comment
7/2/2021	85220301	ACTIVE	LC1	(\$30.00)	LORI	Last chg would not post, tried twice.
7/2/2021	2152601	ACTIVE	LC1	(\$30.00)	LORI	Last chg would not post, tried twice.
7/2/2021	9828001	ACTIVE	LC1	(\$30.00)	LORI	Last chg would not post, tried twice.

7/2/2021	14226702	ACTIVE	LC1	(\$30.00)	LORI	Last chg would not post, tried twice.
7/2/2021	18234802	ACTIVE	LC1	(\$30.00)	LORI	Last chg would not post, tried twice.
7/2/2021	23226002	ACTIVE	LC1	(\$30.00)	LORI	Last chg would not post, tried twice.
7/2/2021	24239404	ACTIVE	LC1	(\$30.00)	LORI	Last chg would not post, tried twice.
7/2/2021	26233902	ACTIVE	LC1	(\$30.00)	LORI	Last chg would not post, tried twice.
7/2/2021	26239301	ACTIVE	LC1	(\$30.00)	LORI	Last chg would not post, tried twice.
7/2/2021	27225601	ACTIVE	LC1	(\$30.00)	LORI	Last chg would not post, tried twice.
7/2/2021	64222302	ACTIVE	LC1	(\$30.00)	LORI	Last chg would not post, tried twice.
7/2/2021	29225403	ACTIVE	LC1	(\$30.00)	LORI	Last chg would not post, tried twice.
7/2/2021	83220504	ACTIVE	LC1	(\$30.00)	LORI	Last chg would not post, tried twice.
7/2/2021	9240901	ACTIVE	LC1	(\$30.00)	LORI	Last chg would not post, tried twice.
7/2/2021	29253501	ACTIVE	LC1	(\$30.00)	LORI	Last chg would not post, tried twice.
7/2/2021	33238801	ACTIVE	LC1	(\$45.00)	LORI	Last chg would not post, tried twice.
7/2/2021	37224703	ACTIVE	LC1	(\$30.00)	LORI	Last chg would not post, tried twice.
7/2/2021	7227302	ACTIVE	LC1	(\$30.00)	LORI	Last chg would not post, tried twice.
7/2/2021	6235901	ACTIVE	LC1	(\$30.00)	LORI	Last chg would not post, tried twice.
7/2/2021	40230502	ACTIVE	LC1	(\$30.00)	LORI	Last chg would not post, tried twice.
7/2/2021	7229902	ACTIVE	LC1	(\$30.00)	LORI	Last chg would not post, tried twice.
7/2/2021	4241401	ACTIVE	LC1	(\$30.00)	LORI	Last chg would not post, tried twice.
7/2/2021	10228803	ACTIVE	LC1	(\$30.00)	LORI	Last chg would not post, tried twice.
7/2/2021	49223702	ACTIVE	LC1	(\$30.00)	LORI	Last chg would not post, tried twice.
7/2/2021	41238002	ACTIVE	LC1	(\$30.00)	LORI	Last chg would not post, tried twice.
7/2/2021	47223901	ACTIVE	LC1	(\$30.00)	LORI	Last chg would not post, tried twice.
7/12/2021	83220504	ACTIVE	RCKF	\$35.00	LORI	Returned check #3101, refer to make
7/12/2021	41238002	ACTIVE	RESUM	\$125.00	LORI	New backflow to be installed by 7/26/
7/12/2021	83220504	ACTIVE	RTCK	\$1,000.00	LORI	Check #3101 returned refer to maker
7/14/2021	71221601	ACTIVE	RU01	(\$15.50)	LORI	Prior meter reading was higher than
8/2/2021	39238202	ACTIVE	LC1	\$15.00	CORE	Shut Off
8/2/2021	83220504	ACTIVE	LC1	\$15.00	CORE	Shut Off
8/2/2021	20239801	ACTIVE	LC1	\$15.00	CORE	Shut Off
8/2/2021	20824201	ACTIVE	LC1	\$15.00	CORE	Shut Off
8/2/2021	27225601	ACTIVE	LC1	\$15.00	CORE	Shut Off
8/2/2021	71221601	ACTIVE	LC1	\$15.00	CORE	Shut Off
8/2/2021	85220301	ACTIVE	LC1	\$15.00	CORE	Shut Off
8/2/2021	96219301	ACTIVE	LC1	\$15.00	CORE	Shut Off
8/2/2021	5231901	ACTIVE	LC1	\$15.00	CORE	Shut Off
8/2/2021	49237203	ACTIVE	LC1	\$15.00	CORE	Shut Off
8/2/2021	4241401	ACTIVE	LC1	\$15.00	CORE	Shut Off
8/2/2021	24239404	ACTIVE	LC1	\$15.00	CORE	Shut Off
8/2/2021	18234802	ACTIVE	LC1	\$15.00	CORE	Shut Off
8/2/2021	26233902	ACTIVE	LC1	\$15.00	CORE	Shut Off
8/2/2021	45211502	ACTIVE	LC1	\$15.00	CORE	Shut Off
8/2/2021	7229902	ACTIVE	LC1	\$15.00	CORE	Shut Off
8/2/2021	83220504	ACTIVE	LC1	\$15.00	CORE	Shut Off
8/2/2021	41238002	ACTIVE	LC1	\$15.00	CORE	Shut Off
8/2/2021	9227203	ACTIVE	LC1	\$15.00	CORE	Shut Off
8/2/2021	19228902	ACTIVE	LC1	\$15.00	CORE	Shut Off

8/2/2021	49237203	ACTIVE	LC1	\$15.00	CORE	Shut Off
8/2/2021	5231901	ACTIVE	LC1	\$15.00	CORE	Shut Off
8/2/2021	9828001	ACTIVE	LC1	\$15.00	CORE	Shut Off
8/2/2021	20239801	ACTIVE	LC1	\$15.00	CORE	Shut Off
8/2/2021	20824201	ACTIVE	LC1	\$15.00	CORE	Shut Off
8/2/2021	27225601	ACTIVE	LC1	\$15.00	CORE	Shut Off
8/2/2021	71221601	ACTIVE	LC1	\$15.00	CORE	Shut Off
8/2/2021	85220301	ACTIVE	LC1	\$15.00	CORE	Shut Off
8/2/2021	9828001	ACTIVE	LC1	\$15.00	CORE	Shut Off
8/2/2021	19228902	ACTIVE	LC1	\$15.00	CORE	Shut Off
8/2/2021	4241401	ACTIVE	LC1	\$15.00	CORE	Shut Off
8/2/2021	39238202	ACTIVE	LC1	\$15.00	CORE	Shut Off
8/2/2021	24239404	ACTIVE	LC1	\$15.00	CORE	Shut Off
8/2/2021	18234802	ACTIVE	LC1	\$15.00	CORE	Shut Off
8/2/2021	26233902	ACTIVE	LC1	\$15.00	CORE	Shut Off
8/2/2021	45211502	ACTIVE	LC1	\$15.00	CORE	Shut Off
8/2/2021	7229902	ACTIVE	LC1	\$15.00	CORE	Shut Off
8/2/2021	41238002	ACTIVE	LC1	\$15.00	CORE	Shut Off
8/2/2021	9227203	ACTIVE	LC1	\$15.00	CORE	Shut Off
8/2/2021	96219301	ACTIVE	LC1	\$15.00	CORE	Shut Off

Total Number of Adjustments =	70	Total =	\$949.50
-------------------------------	----	---------	----------

Total Number of Adjustments =	90	Total =	\$484.50
-------------------------------	----	---------	----------

Total Number of Adjustments for Group: 2 =	90	Total =	\$484.50
---	-----------	----------------	-----------------

Total Number of Adjustments for Area: 1 =	174	Total =	(\$29.10)
--	------------	----------------	------------------

Total Number of Adjustments for All Areas: =	174	Total =	(\$29.10)
---	------------	----------------	------------------

Revenue Report by Revenue Code

66

Adj
Total = 149.47

From: 7/2/2021

To: 8/2/2021

GLAccount	Revenue	Description	Count	Posted Amount	GL Total
	CCCIF	CC CONTROL INSPECTIO	1	\$150.00	
					\$150.00
41110	INST	INSTALLMENT PLAN	1	(\$100.00)	
41110	RTCK	RETURNED CHECK VALU	1	(\$1,000.00)	
41110	RU01	WATER USAGE CHARGE	2	\$34.10	
41110	WTR	Residential Water Use	645	(\$29,881.67)	
					(\$30,947.57)
					- 149.47
41120	CWTR	Commercial Water Use	6	(\$125.49)	30,798.10
					(\$125.49)
42151	BASE	Residential Base Rate	448	(\$33,252.84)	
			74.48		
42152	CBASE	Commercial Base Rate	4	(\$297.92)	(\$33,252.84)
			74.48		33,367.04
					(\$297.92)
49815	RESUM	Resumption of Service	1	(\$125.00)	
			125-		
					(\$125.00)
49820	PF	APPLICATION PROCESSI	1	(\$150.00)	
			150-		
					(\$150.00)
49830	RCKF	RETURNED CHECK FEE	1	(\$35.00)	
			35-		
					(\$35.00)
49840	IMP	Emergency Reserve (\$7.00)	452	\$0.00	
					\$0.00
49845	CAPA	CIP Reserve Fee	452	(\$10,360.73)	
			23-		
					(\$10,360.73)
498101	AB-LC1	CARRYING CHARGE	82	(\$1,230.00)	10,396-
			15-		
498101	LC1	CARRYING CHARGE	45	\$1,335.00	
					\$105.00
Total -- GL Offset ():				\$75,039.55	

Adj
114.20

Adj
35.27

From: 7/2/2021 To: 8/2/2021 Report Total: ✓ \$75,039.55

0.00G+

150.00 +
30,798.10 -
125.49 -
33,367.04 -
297.92 -
125.00 -
150.00 -
35.00 -
10,396.00 -
105.00 +
✓ 75,039.55G+

11:31 AM
08/04/21
Accrual Basis

Buckingham Park Water District
General Journal Transaction
July 31, 2021

Num	Name	Memo	Account	Class	Debit	Credit
47024	Water Sales	July 2021	200-30 · Utility Billin...		75,039.55	
	Water Sales	July 2021	411.10 · Residential			30,798.10
	Water Sales	July 2021	411.20 · Commercial			125.49
	Water Sales	July 2021	421.51 · Residential ...			33,367.04
	Water Sales	July 2021	421.52 · Business B...			297.92
	Water Sales	July 2021	Carrying Charges		105.00	
	Water Sales	July 2021	498.30 · Returned C...			35.00
	Water Sales	July 2021	498.20 · Application ...			150.00
	Water Sales	July 2021	498.15 · Resumptio...			125.00
	Water Sales	July 2021	Backflow Assessme...		150.00	
	Water Sales	July 2021	498.45 · CIP Reserve			10,396.00
	Water Sales	July 2021	1110 · Retained Ear...		10,396.00	
	Water Sales	July 2021	Capital Improvemen...			10,396.00
					<u>85,690.55</u>	<u>85,690.55</u>
					<u>85,690.55</u>	<u>85,690.55</u>
TOTAL					<u>85,690.55</u>	<u>85,690.55</u>

11:05 AM

08/03/21

**Buckingham Park Water District
Payroll Summary
July 2021**

	Ahimsah O Wonderwheel			Alan Mitchell			Lori A Gonzalez			William A Rae			TOTAL		
	Hours	Rate	Jul 21	Hours	Rate	Jul 21	Hours	Rate	Jul 21	Hours	Rate	Jul 21	Hours	Rate	Jul 21
Employee Wages, Taxes and Adjustments															
Gross Pay															
Overtime - Admin & General	4	52.92	211.68			0.00	3.75	33.54	125.78			0.00	7.75		337.46
Overtime - Water Treatment			0.00	2	64.28	128.56			0.00	1.75	32.99	57.73	3.75		186.29
Total Gross Pay	4		211.68	2		128.56	3.75		125.78	1.75		57.73	11.50		523.75
Adjusted Gross Pay	4		211.68	2		128.56	3.75		125.78	1.75		57.73	11.50		523.75
Net Pay	4		211.68	2		128.56	3.75		125.78	1.75		57.73	11.50		523.75
Employer Taxes and Contributions			0.00			0.00			0.00			0.00			0.00

11:36 AM
08/04/21
Accrual Basis

Buckingham Park Water District

Profit & Loss Budget vs. Actual
July 2021

	Jul 21	Budget	\$ Over Bud...	% of Budget
Ordinary Income/Expense				
Income				
411.00 · WATER SALES				
411.10 · Residential	30,798.10	34,108.53	-3,310.43	90.3%
411.20 · Commercial	125.49	327.89	-202.40	38.3%
Total 411.00 · WATER SALES	30,923.59	34,436.42	-3,512.83	89.8%
421.00 · WATER SERVICES				
421.30 · Standby or Availability Charges	0.00	525.00	-525.00	0.0%
421.50 · Other				
421.51 · Residential Base Rate	33,367.04	33,365.38	1.66	100.0%
421.52 · Business Base Rate	297.92	297.88	0.04	100.0%
Total 421.50 · Other	33,664.96	33,663.26	1.70	100.0%
Total 421.00 · WATER SERVICES	33,664.96	34,188.26	-523.30	98.5%
Total Income	64,588.55	68,624.68	-4,036.13	94.1%
Gross Profit	64,588.55	68,624.68	-4,036.13	94.1%
Expense				
ADMINISTRATIVE & GENERAL				
561.00 · Salaries				
561.10 · Wages	6,859.39	8,761.31	-1,901.92	78.3%
561.20 · Paid Time Off	2,220.53	1,132.54	1,087.99	196.1%
561.25 · Sick Pay	449.01	657.96	-208.95	68.2%
561.30 · Holiday Pay	800.96	988.40	-187.44	81.0%
561.35 · Bereavement	0.00	167.75	-167.75	0.0%
561.40 · Admin & General O.T. Wages	337.46	595.42	-257.96	56.7%
561.45 · Standby Stipend	840.00	930.00	-90.00	90.3%
561.50 · Call Back Pay	389.08	152.19	236.89	255.7%
Total 561.00 · Salaries	11,896.43	13,385.57	-1,489.14	88.9%
562.00 · OFFICE SUPPLIES & OTHER EXPENSE				
562.10 · PG&E/Utilities	372.47	250.00	122.47	149.0%
562.15 · Telephone	180.26	166.63	13.63	108.2%
562.20 · Internet	129.95	137.88	-7.93	94.2%
562.25 · Cell Phone	96.47	83.30	13.17	115.8%
562.30 · Pest Control	84.00	91.63	-7.63	91.7%
562.40 · Garbage	0.00	41.63	-41.63	0.0%
562.45 · Alarm	80.00	29.13	50.87	274.6%
562.50 · Postage	300.00	283.26	16.74	105.9%
562.55 · Office Supplies	155.40	291.63	-136.23	53.3%
562.60 · Copy Equipment & Supplies	391.45	458.26	-66.81	85.4%
562.65 · Office Equipment	0.00	20.76	-20.76	0.0%
562.70 · Dues, Subscriptions, Memberships	150.00	416.63	-266.63	36.0%
562.75 · Lien Filing & Recording Fees	0.00	8.26	-8.26	0.0%
562.80 · Software License and Support	100.00	166.63	-66.63	60.0%
562.85 · Bank Service Charges	0.00	291.63	-291.63	0.0%
Total 562.00 · OFFICE SUPPLIES & OTHER EXPENSE	2,040.00	2,737.26	-697.26	74.5%
563.00 · CONTRACTUAL SERVICES				
563.10 · Auditor	9,750.00	900.00	8,850.00	1,083.3%
563.20 · County Counsel	0.00	166.63	-166.63	0.0%
563.40 · LAFCO	0.00	125.00	-125.00	0.0%
563.50 · County of Lake Collection Svcs	0.00	83.26	-83.26	0.0%
Total 563.00 · CONTRACTUAL SERVICES	9,750.00	1,274.89	8,475.11	764.8%
564.00 · PROPERTY INS., INJURIES & DAMAGES				
564.10 · Liability Insurance	18,051.77	1,416.63	16,635.14	1,274.3%
Total 564.00 · PROPERTY INS., INJURIES & DAMAGES	18,051.77	1,416.63	16,635.14	1,274.3%
565.00 · EMPLOYEES RETIREMENT & BENEFITS				
565.10 · PERS Medical	2,929.44	4,000.00	-1,070.56	73.2%

11:36 AM
08/04/21
Accrual Basis

Buckingham Park Water District

Profit & Loss Budget vs. Actual
July 2021

	Jul 21	Budget	\$ Over Bud...	% of Budget
565.20 · PERS/ Pension/ Retirement	1,336.10	2,508.26	-1,172.16	53.3%
565.30 · Payroll Taxes				
565.31 · FICA (Federal Ins.Contribution)	1,643.72	1,484.13	159.59	110.8%
565.32 · SUI (State Unemployment Ins)	11.16	183.26	-172.10	6.1%
Total 565.30 · Payroll Taxes	1,654.88	1,667.39	-12.51	99.2%
565.40 · Workers Comp Insurance	6,232.85	625.00	5,607.85	997.3%
Total 565.00 · EMPLOYEES RETIREMENT & BENEFITS	12,153.27	8,800.65	3,352.62	138.1%
568.00 · MAINTENANCE - GENERAL PLANT				
568.10 · Supplies	0.00	125.00	-125.00	0.0%
Total 568.00 · MAINTENANCE - GENERAL PLANT	0.00	125.00	-125.00	0.0%
569.00 · OTHER				
569.10 · Employee Uniforms	0.00	41.63	-41.63	0.0%
569.20 · Seminar/Training Registration	0.00	41.63	-41.63	0.0%
569.30 · Training-lodging,meals& mileage	0.00	50.00	-50.00	0.0%
569.40 · Mileage Expense	0.00	8.26	-8.26	0.0%
569.45 · Outside Services	0.00	125.00	-125.00	0.0%
Total 569.00 · OTHER	0.00	266.52	-266.52	0.0%
Total ADMINISTRATIVE & GENERAL	53,891.47	28,006.52	25,884.95	192.4%
CUSTOMER ACCOUNTS				
551.00 · SUPERVISION,METER READING&OTHER				
551.10 · Wages	648.40	353.69	294.71	183.3%
Total 551.00 · SUPERVISION,METER READING&OTHER	648.40	353.69	294.71	183.3%
Total CUSTOMER ACCOUNTS	648.40	353.69	294.71	183.3%
PUMPING				
521.00 · SUPERVISION, LABOR & EXPENSE				
521.10 · Wages	0.00	25.50	-25.50	0.0%
521.20 · PG&E / Electricity	2,506.84	1,625.00	881.84	154.3%
Total 521.00 · SUPERVISION, LABOR & EXPENSE	2,506.84	1,650.50	856.34	151.9%
522.00 · MAINTENANCE,STRUCTURES & IMPROV				
522.10 · Outside Services	0.00	166.63	-166.63	0.0%
522.20 · Supplies	0.00	8.26	-8.26	0.0%
Total 522.00 · MAINTENANCE,STRUCTURES & IMPROV	0.00	174.89	-174.89	0.0%
Total PUMPING	2,506.84	1,825.39	681.45	137.3%
SOURCE OF SUPPLY				
511.00 · SUPERVISION, LABOR & EXPENSES				
511.10 · Wages	0.00	23.62	-23.62	0.0%
511.20 · PG&E / Electricity	915.20	650.00	265.20	140.8%
512.40 · Testing	439.00	472.01	-33.01	93.0%
Total 511.00 · SUPERVISION, LABOR & EXPENSES	1,354.20	1,145.63	208.57	118.2%
512.00 · MAINTENANCE/STRUCTURES & IMPROV				
512.10 · Outside Services	149.38			
512.20 · Supplies	0.00	9.13	-9.13	0.0%
Total 512.00 · MAINTENANCE/STRUCTURES & IMPROV	149.38	9.13	140.25	1,636.1%
Total SOURCE OF SUPPLY	1,503.58	1,154.76	348.82	130.2%
TRANSMISSION & DISTRIBUTION				
541.00 · SUPERVISION, LABOR & EXPENSES				
541.10 · Wages	1,480.63	1,685.81	-205.18	87.8%
541.20 · PG&E / Electricity	269.93	250.00	19.93	108.0%
541.30 · Parts & Meters	-104.16			
541.40 · Safety & Security	0.00	125.00	-125.00	0.0%

11:36 AM
08/04/21
Accrual Basis

Buckingham Park Water District

Profit & Loss Budget vs. Actual
July 2021

	Jul 21	Budget	\$ Over Bud...	% of Budget
541.50 · State Water Board Licensing	0.00	133.26	-133.26	0.0%
541.60 · Mileage Expense	50.00	208.26	-158.26	24.0%
541.70 · Testing	410.00	237.50	172.50	172.6%
541.75 · Propane	0.00	41.63	-41.63	0.0%
Total 541.00 · SUPERVISION, LABOR & EXPENSES	2,106.40	2,681.46	-575.06	78.6%
542.00 · MAINTENANCE,STRUCTURES & IMPROV				
542.50 · Maintenance Projects	1,700.00	1,250.00	450.00	136.0%
542.10 · Outside Services	0.00	166.63	-166.63	0.0%
542.20 · Supplies	0.00	83.26	-83.26	0.0%
542.30 · Tools	39.88	166.63	-126.75	23.9%
542.40 · Equipment Rental	0.00	29.00	-29.00	0.0%
Total 542.00 · MAINTENANCE,STRUCTURES & IMPROV	1,739.88	1,695.52	44.36	102.6%
Total TRANSMISSION & DISTRIBUTION	3,846.28	4,376.98	-530.70	87.9%
WATER TREATMENT				
531.00 · SUPERVISION, LABOR & EXPENSE				
531.10 · Wages	7,461.32	6,955.58	505.74	107.3%
531.15 · PG&E / Electricity	477.50	312.50	165.00	152.8%
531.20 · Chemicals-PreChlor Sodium Hypo	489.49	333.26	156.23	146.9%
531.25 · Chemicals-PostChlor Sodium Hypo	899.93	416.63	483.30	216.0%
531.30 · Chemicals - Coagulent	1,005.85	666.63	339.22	150.9%
531.35 · Chemicals - Coagulent Aid	299.22	50.00	249.22	598.4%
531.40 · Testing - Lab	335.00	250.00	85.00	134.0%
531.45 · In Plant Test	320.58	175.00	145.58	183.2%
531.55 · State Water Board Licensing	0.00	133.26	-133.26	0.0%
531.60 · CUPA Permit & other permits	220.00	125.00	95.00	176.0%
531.70 · Alarm	88.58	26.63	61.95	332.6%
531.75 · Propane	0.00	83.26	-83.26	0.0%
Total 531.00 · SUPERVISION, LABOR & EXPENSE	11,597.47	9,527.75	2,069.72	121.7%
532.00 · MAINTENANCE,STRUCTURES & IMPROV				
532.10 · Outside Services	177.52	41.63	135.89	426.4%
532.20 · Supplies	28.19	125.00	-96.81	22.6%
532.30 · Tools	175.00	50.00	125.00	350.0%
532.40 · Equipment Rental	0.00	87.50	-87.50	0.0%
Total 532.00 · MAINTENANCE,STRUCTURES & IMPROV	380.71	304.13	76.58	125.2%
Total WATER TREATMENT	11,978.18	9,831.88	2,146.30	121.8%
Total Expense	74,374.75	45,549.22	28,825.53	163.3%
Net Ordinary Income	-9,786.20	23,075.46	-32,861.66	-42.4%
Other Income/Expense				
Other Income				
NON-OPERATING REVENUE				
498.00 · OTHER NON-OPERATING REVENUES				
498.10 · LATE FEES & PENALTIES				
Backflow Assessments	-150.00			
Carrying Charges	-105.00			
Total 498.10 · LATE FEES & PENALTIES	-255.00			
498.15 · Resumption of Service Fee	125.00			
498.20 · Application Processing Fee	150.00			
498.30 · Returned Check Charge	35.00			
498.45 · CIP Reserve	10,396.00	10,465.00	-69.00	99.3%
Total 498.00 · OTHER NON-OPERATING REVENUES	10,451.00	10,465.00	-14.00	99.9%
Total NON-OPERATING REVENUE	10,451.00	10,465.00	-14.00	99.9%
Total Other Income	10,451.00	10,465.00	-14.00	99.9%
Other Expense				

11:36 AM

Buckingham Park Water District

08/04/21

Profit & Loss Budget vs. Actual

Accrual Basis

July 2021

	<u>Jul 21</u>	<u>Budget</u>	<u>\$ Over Bud...</u>	<u>% of Budget</u>
590.00 · CAPITAL EXPENSES & MAJOR MAINT				
590.10 · SMALL CAPITAL PROJECTS	115.00			
Total 590.00 · CAPITAL EXPENSES & MAJOR MAINT	115.00			
Total Other Expense	115.00			
Net Other Income	10,336.00	10,465.00	-129.00	98.8%
Net Income	549.80	33,540.46	-32,990.66	1.6%

Buckingham Park Water District
Profit & Loss Budget vs. Actual
July 2021

REVENUE LESS THAN 100%

EXPENSES GREATER THAN 125%

VARIANCES/NOTES

	<u>Jul 21</u>	<u>Budget</u>	<u>\$ Over Budget</u>	<u>% of Budget</u>	
Ordinary Income/Expense					
Income					
411.00 · WATER SALES					
411.10 · Residential	30,798.10	34,108.53	-3,310.43	90.29%	Ok
411.20 · Commercial	125.49	327.89	-202.40	38.27%	OK
Total 411.00 · WATER SALES	30,923.59	34,436.42	-3,512.83	89.8%	
421.00 · WATER SERVICES					
421.30 · Standby or Availability Charges	0.00	525.00	-525.00	0.0%	
421.50 · Other					
421.51 · Residential Base Rate	33,367.04	33,365.38	1.66	100.01%	
421.52 · Business Base Rate	297.92	297.88	0.04	100.01%	
Total 421.50 · Other	33,664.96	33,663.26	1.70	100.01%	
Total 421.00 · WATER SERVICES	33,664.96	34,188.26	-523.30	98.47%	
Total Income	64,588.55	68,624.68	-4,036.13	94.12%	
Gross Profit	64,588.55	68,624.68	-4,036.13	94.12%	
Expense					
ADMINISTRATIVE & GENERAL					
561.00 · Salaries					
561.10 · Wages	6,859.39	8,761.31	-1,901.92	78.29%	
561.20 · Paid Time Off	2,220.53	1,132.54	1,087.99	196.07%	Ok Vacations approved
561.25 · Sick Pay	449.01	657.96	-208.95	68.24%	
561.30 · Holiday Pay	800.96	988.40	-187.44	81.04%	
561.35 · Bereavement	0.00	167.75	-167.75	0.0%	
561.40 · Admin& General O.T. Wages	337.46	595.42	-257.96	56.68%	
561.45 · Standby Stipend	840.00	930.00	-90.00	90.32%	
561.50 · Call Back Pay	389.08	152.19	236.89	255.65%	Misc Plant Alarms
Total 561.00 · Salaries	11,896.43	13,385.57	-1,489.14	88.88%	
562.00 · OFFICE SUPPLIES & OTHER EXPENSE					
562.10 · PG&E/Utilities	372.47	250.00	122.47	148.99%	Varies
562.15 · Telephone	180.26	166.63	13.63	108.18%	
562.20 · Internet	129.95	137.88	-7.93	94.25%	
562.25 · Cell Phone	96.47	83.30	13.17	115.81%	
562.30 · Pest Control	84.00	91.63	-7.63	91.67%	
562.40 · Garbage	0.00	41.63	-41.63	0.0%	
562.45 · Alarm	80.00	29.13	50.87	274.63%	Annual System testing

Buckingham Park Water District
Profit & Loss Budget vs. Actual
July 2021

REVENUE LESS THAN 100%

VARIANCES/NOTES

EXPENSES GREATER THAN 125%

	Jul 21	Budget	\$ Over Budget	% of Budget	
562.50 · Postage	300.00	283.26	16.74	105.91%	
562.55 · Office Supplies	155.40	291.63	-136.23	53.29%	
562.60 · Copy Equipment & Supplies	391.45	458.26	-66.81	85.42%	
562.65 · Office Equipment	0.00	20.76	-20.76	0.0%	
562.70 · Dues, Subscriptions, Memberships	150.00	416.63	-266.63	36.0%	
562.75 · Lien Filing & Recording Fees	0.00	8.26	-8.26	0.0%	
562.80 · Software License and Support	100.00	166.63	-66.63	60.01%	
562.85 · Bank Service Charges	0.00	291.63	-291.63	0.0%	
Total 562.00 · OFFICE SUPPLIES & OTHER EXPENSE	2,040.00	2,737.26	-697.26	74.53%	
563.00 · CONTRACTUAL SERVICES					
563.10 · Auditor	9,750.00	900.00	8,850.00	1,083.33%	Auditor Pmnt for FY 19/20
563.20 · County Counsel	0.00	166.63	-166.63	0.0%	
563.40 · LAFCO	0.00	125.00	-125.00	0.0%	
563.50 · County of Lake Collection Svcs	0.00	83.26	-83.26	0.0%	
Total 563.00 · CONTRACTUAL SERVICES	9,750.00	1,274.89	8,475.11	764.77%	
564.00 · PROPERTY INS.,INJURIES& DAMAGES					
564.10 · Liability Insurance	18,051.77	1,416.63	16,635.14	1,274.28%	Needs to be updated to take out monthly
Total 564.00 · PROPERTY INS.,INJURIES& DAMAGES	18,051.77	1,416.63	16,635.14	1,274.28%	
565.00 · EMPLOYEES RETIREMENT & BENEFITS					
565.10 · PERS Medical	2,929.44	4,000.00	-1,070.56	73.24%	
565.20 · PERS/ Pension/ Retirement	1,336.10	2,508.26	-1,172.16	53.27%	
565.30 · Payroll Taxes					
565.31 · FICA (Federal Ins.Contribution)	1,643.72	1,484.13	159.59	110.75%	
565.32 · SUI (State Unemployment Ins)	11.16	183.26	-172.10	6.09%	
Total 565.30 · Payroll Taxes	1,654.88	1,667.39	-12.51	99.25%	
565.40 · Workers Comp Insurance	6,232.85	625.00	5,607.85	997.26%	Needs to be updated to take out monthly
Total 565.00 · EMPLOYEES RETIREMENT & BENEFITS	12,153.27	8,800.65	3,352.62	138.1%	
568.00 · MAINTENANCE - GENERAL PLANT					
568.10 · Supplies	0.00	125.00	-125.00	0.0%	
Total 568.00 · MAINTENANCE - GENERAL PLANT	0.00	125.00	-125.00	0.0%	
569.00 · OTHER					
569.10 · Employee Uniforms	0.00	41.63	-41.63	0.0%	
569.20 · Seminar/Training Registration	0.00	41.63	-41.63	0.0%	
569.30 · Training-lodging, meals& mileage	0.00	50.00	-50.00	0.0%	
569.40 · Mileage Expense	0.00	8.26	-8.26	0.0%	

Buckingham Park Water District
Profit & Loss Budget vs. Actual
July 2021

REVENUE LESS THAN 100%

VARIANCES/NOTES

EXPENSES GREATER THAN 125%

	Jul 21	Budget	\$ Over Budget	% of Budget	
569.45 · Outside Services	0.00	125.00	-125.00	0.0%	
Total 569.00 · OTHER	0.00	266.52	-266.52	0.0%	
Total ADMINISTRATIVE & GENERAL	53,891.47	28,006.52	25,884.95	192.43%	
CUSTOMER ACCOUNTS					
551.00 · SUPERVISION,METER READING&OTHER					
551.10 · Wages	648.40	353.69	294.71	183.32%	ok
Total 551.00 · SUPERVISION,METER READING&OTHER	648.40	353.69	294.71	183.32%	
Total CUSTOMER ACCOUNTS	648.40	353.69	294.71	183.32%	
PUMPING					
521.00 · SUPERVISION, LABOR & EXPENSE					
521.10 · Wages	0.00	25.50	-25.50	0.0%	
521.20 · PG&E / Electricity	2,506.84	1,625.00	881.84	154.27%	Varies
Total 521.00 · SUPERVISION, LABOR & EXPENSE	2,506.84	1,650.50	856.34	151.88%	
522.00 · MAINTENANCE,STRUCTURES & IMPROV					
522.10 · Outside Services	0.00	166.63	-166.63	0.0%	
522.20 · Supplies	0.00	8.26	-8.26	0.0%	
Total 522.00 · MAINTENANCE,STRUCTURES & IMPROV	0.00	174.89	-174.89	0.0%	
Total PUMPING	2,506.84	1,825.39	681.45	137.33%	
SOURCE OF SUPPLY					
511.00 · SUPERVISION, LABOR & EXPENSES					
511.10 · Wages	0.00	23.62	-23.62	0.0%	
511.20 · PG&E / Electricity	915.20	650.00	265.20	140.8%	Varies
512.40 · Testing	439.00	472.01	-33.01	93.01%	
Total 511.00 · SUPERVISION, LABOR & EXPENSES	1,354.20	1,145.63	208.57	118.21%	
512.00 · MAINTENANCE/STRUCTURES & IMPROV					
512.10 · Outside Services	149.38		149.38	100.0%	
512.20 · Supplies	0.00	9.13	-9.13	0.0%	
Total 512.00 · MAINTENANCE/STRUCTURES & IMPROV	149.38	9.13	140.25	1,636.15%	
Total SOURCE OF SUPPLY	1,503.58	1,154.76	348.82	130.21%	
TRANSMISSION & DISTRIBUTION					
541.00 · SUPERVISION, LABOR & EXPENSES					
541.10 · Wages	1,480.63	1,685.81	-205.18	87.83%	
541.20 · PG&E / Electricity	269.93	250.00	19.93	107.97%	
541.30 · Parts & Meters	-104.16				
541.40 · Safety & Security	0.00	125.00	-125.00	0.0%	

Buckingham Park Water District
Profit & Loss Budget vs. Actual
July 2021

REVENUE LESS THAN 100%

EXPENSES GREATER THAN 125%

VARIANCES/NOTES

	<u>Jul 21</u>	<u>Budget</u>	<u>\$ Over Budget</u>	<u>% of Budget</u>	
541.50 · State Water Board Licensing	0.00	133.26	-133.26	0.0%	
541.60 · Mileage Expense	50.00	208.26	-158.26	24.01%	
541.70 · Testing	410.00	237.50	172.50	172.63%	OK Varies
541.75 · Propane	0.00	41.63	-41.63	0.0%	
Total 541.00 · SUPERVISION, LABOR & EXPENSES	2,106.40	2,681.46	-575.06	78.55%	
542.00 · MAINTENANCE,STRUCTURES & IMPROV					
542.50 · Maintenance Projects	1,700.00	1,250.00	450.00	136.0%	Leak Repair @ WLD
542.10 · Outside Services	0.00	166.63	-166.63	0.0%	
542.20 · Supplies	0.00	83.26	-83.26	0.0%	
542.30 · Tools	39.88	166.63	-126.75	23.93%	
542.40 · Equipment Rental	0.00	29.00	-29.00	0.0%	
Total 542.00 · MAINTENANCE,STRUCTURES & IMPROV	1,739.88	1,695.52	44.36	102.62%	
Total TRANSMISSION & DISTRIBUTION	3,846.28	4,376.98	-530.70	87.88%	
WATER TREATMENT					
531.00 · SUPERVISION, LABOR & EXPENSE					
531.10 · Wages	7,461.32	6,955.58	505.74	107.27%	
531.15 · PG&E / Electricity	477.50	312.50	165.00	152.8%	Varies
531.20 · Chemicals-PreChlor Sodium Hypo	489.49	333.26	156.23	146.88%	Price Increases/High Demand
531.25 · Chemicals-PostChlor Sodium Hypo	899.93	416.63	483.30	216.0%	Price Increases/High Demand
531.30 · Chemicals - Coagulant	1,005.85	666.63	339.22	150.89%	OK
531.35 · Chemicals - Coagulant Aid	299.22	50.00	249.22	598.44%	OK
531.40 · Testing - Lab	335.00	250.00	85.00	134.0%	OK Varies
531.45 · In Plant Test	320.58	175.00	145.58	183.19%	Reagents foe Plant Testing
531.55 · State Water Board Licensing	0.00	133.26	-133.26	0.0%	
531.60 · CUPA Permit & other permits	220.00	125.00	95.00	176.0%	Trenching Permit
531.70 · Alarm	88.58	26.63	61.95	332.63%	Annual System test at plant
531.75 · Propane	0.00	83.26	-83.26	0.0%	
Total 531.00 · SUPERVISION, LABOR & EXPENSE	11,597.47	9,527.75	2,069.72	121.72%	
532.00 · MAINTENANCE,STRUCTURES & IMPROV					
532.10 · Outside Services	177.52	41.63	135.89	426.42%	Annual Fire extinguisher service
532.20 · Supplies	28.19	125.00	-96.81	22.55%	
532.30 · Tools	175.00	50.00	125.00	350.0%	New Valve wrench
532.40 · Equipment Rental	0.00	87.50	-87.50	0.0%	
Total 532.00 · MAINTENANCE,STRUCTURES & IMPROV	380.71	304.13	76.58	125.18%	
Total WATER TREATMENT	11,978.18	9,831.88	2,146.30	121.83%	

Buckingham Park Water District
Profit & Loss Budget vs. Actual
July 2021

REVENUE LESS THAN 100%

EXPENSES GREATER THAN 125%

VARIANCES/NOTES

	<u>Jul 21</u>	<u>Budget</u>	<u>\$ Over Budget</u>	<u>% of Budget</u>
Total Expense	74,374.75	45,549.22	28,825.53	163.28%
Net Ordinary Income	-9,786.20	23,075.46	-32,861.66	-42.41%
Other Income/Expense				
Other Income				
NON-OPERATING REVENUE				
498.00 · OTHER NON-OPERATING REVENUES				
498.10 · LATE FEES & PENALTIES				
Backflow Assessments	-150.00	0.00	-150.00	100.0%
Carrying Charges	-105.00	0.00	-105.00	100.0%
Total 498.10 · LATE FEES & PENALTIES	-255.00	0.00	-255.00	100.0%
498.15 · Resumption of Service Fee	125.00	0.00	125.00	100.0%
498.20 · Application Processing Fee	150.00	0.00	150.00	100.0%
498.30 · Returned Check Charge	35.00	0.00	35.00	100.0%
498.45 · CIP Reserve	10,396.00	10,465.00	-69.00	99.34%
Total 498.00 · OTHER NON-OPERATING REVENUES	10,451.00	10,465.00	-14.00	99.87%
Total NON-OPERATING REVENUE	10,451.00	10,465.00	-14.00	99.87%
Total Other Income	10,451.00	10,465.00	-14.00	99.87%
Other Expense				
590.00 · CAPITAL EXPENSES & MAJOR MAINT				
590.10 · SMALL CAPITAL PROJECTS	115.00	0.00	115.00	100.0%
Total 590.00 · CAPITAL EXPENSES & MAJOR MAINT	115.00	0.00	115.00	100.0%
Total Other Expense	115.00	0.00	115.00	100.0%
Net Other Income	10,336.00	10,465.00	-129.00	98.77%
Net Income	<u>549.80</u>	<u>33,540.46</u>	<u>-32,990.66</u>	<u>1.64%</u>

12:40 PM

08/19/21

Accrual Basis

**Buckingham Park Water District
Transaction Detail By Account
July 2021**

Type	Date	Num	Name	Memo	Amount
411.00 · WATER SALES					
411.10 · Residential					
General Journal	07/31/2021	47024	Water Sales	July 2021	30,798.10
Total 411.10 · Residential					30,798.10
Total 411.00 · WATER SALES					30,798.10
TOTAL					30,798.10

12:41 PM

08/19/21

Accrual Basis

Buckingham Park Water District
Transaction Detail By Account
July 2021

Type	Date	Num	Name	Memo	Amount
411.00 · WATER SALES					
411.20 · Commercial					
General Journal	07/31/2021	47024	Water Sales	July 2021	125.49
Total 411.20 · Commercial					125.49
Total 411.00 · WATER SALES					125.49
TOTAL					125.49

12:42 PM

08/19/21

Accrual Basis

**Buckingham Park Water District
Transaction Detail By Account
July 2021**

Type	Date	Num	Name	Memo	Amount
ADMINISTRATIVE & GENERAL					
561.00 · Salaries					
561.20 · Paid Time Off					
Paycheck	07/09/2021	2681	Lori A Gonzalez		178.88
Paycheck	07/09/2021	2679	Ahimsah O Wonderwheel		846.72
Paycheck	07/23/2021	2698	Ahimsah O Wonderwheel	VOID:	0.00
Paycheck	07/23/2021	2701	William A Rae	VOID:	0.00
Paycheck	07/23/2021	2707	Ahimsah O Wonderwheel		1,128.96
Paycheck	07/23/2021	2709	William A Rae		65.97
Total 561.20 · Paid Time Off					2,220.53
Total 561.00 · Salaries					2,220.53
Total ADMINISTRATIVE & GENERAL					2,220.53
TOTAL					2,220.53

12:43 PM

08/19/21

Accrual Basis

Buckingham Park Water District
Transaction Detail By Account
July 2021

Type	Date	Num	Name	Memo	Amount
ADMINISTRATIVE & GENERAL					
561.00 · Salaries					
561.50 · Call Back Pay					
Paycheck	07/09/2021	2680	Alan Mitchell	VOID: Standby not on check	0.00
Paycheck	07/09/2021	2683	William A Rae	VOID:cust acct wage not updated to 21.99	0.00
Paycheck	07/09/2021	2684	Alan Mitchell		128.56
Paycheck	07/09/2021	2685	William A Rae		131.96
Paycheck	07/23/2021	2699	Alan Mitchell	VOID:	0.00
Paycheck	07/23/2021	2708	Alan Mitchell	VOID:	0.00
Paycheck	07/23/2021	2722	Alan Mitchell		128.56
Total 561.50 · Call Back Pay					389.08
Total 561.00 · Salaries					389.08
Total ADMINISTRATIVE & GENERAL					389.08
TOTAL					389.08

12:43 PM

08/19/21

Accrual Basis

**Buckingham Park Water District
Transaction Detail By Account
July 2021**

Type	Date	Num	Name	Memo	Class	Amount
ADMINISTRATIVE & GENERAL						
562.00 · OFFICE SUPPLIES & OTHER EXPENSE						
562.10 · PG&E/Utilities						
Check	07/27/2021	ACH	PG&E	Plant Office		79.56
Check	07/27/2021	ach	PG&E	Office Power		292.91
Total 562.10 · PG&E/Utilities						372.47
Total 562.00 · OFFICE SUPPLIES & OTHER EXPENSE						372.47
Total ADMINISTRATIVE & GENERAL						372.47
TOTAL						372.47

12:44 PM
08/19/21
Accrual Basis

Buckingham Park Water District
Transaction Detail By Account
July 2021

<u>Type</u>	<u>Date</u>	<u>Num</u>	<u>Name</u>	<u>Memo</u>	<u>Amount</u>
ADMINISTRATIVE & GENERAL					
562.00 · OFFICE SUPPLIES & OTHER EXPENSE					
562.45 · Alarm					
Bill	07/28/2021	8222	High Country Security	Annual System Test	80.00
Total 562.45 · Alarm					80.00
Total 562.00 · OFFICE SUPPLIES & OTHER EXPENSE					80.00
Total ADMINISTRATIVE & GENERAL					80.00
TOTAL					80.00

12:48 PM

08/19/21

Accrual Basis

**Buckingham Park Water District
Transaction Detail By Account
July 2021**

Type	Date	Num	Name	Memo	Class	Amount
ADMINISTRATIVE & GENERAL						
563.00 · CONTRACTUAL SERVICES						
563.10 · Auditor						
Bill	07/30/2021	10291	Stroub Thompson N...	Audit for Fiscal year June 30, 2020		9,750.00
Total 563.10 · Auditor						<u>9,750.00</u>
Total 563.00 · CONTRACTUAL SERVICES						<u>9,750.00</u>
Total ADMINISTRATIVE & GENERAL						<u>9,750.00</u>
TOTAL						<u><u>9,750.00</u></u>

12:48 PM

08/19/21

Accrual Basis

**Buckingham Park Water District
Transaction Detail By Account
July 2021**

Type	Date	Num	Name	Memo	Class	Clr	Amount
ADMINISTRATIVE & GENERAL							
564.00 · PROPERTY INS.,INJURIES& DAMAGES							
564.10 · Liability Insurance							
General Journal	07/01/2021	47023	Special District Risk ...	SDRMA - 19/20 Liability Ins (Inv#66364)			1,065.52
Bill	07/06/2021	70218	Special District Risk ...	Liability Insurance			16,986.25
Total 564.10 · Liability Insurance							18,051.77
Total 564.00 · PROPERTY INS.,INJURIES& DAMAGES							18,051.77
Total ADMINISTRATIVE & GENERAL							18,051.77
TOTAL							18,051.77

12:49 PM

08/19/21

Accrual Basis

**Buckingham Park Water District
Transaction Detail By Account
July 2021**

Type	Date	Num	Name	Memo	Class	Clr	Amount
ADMINISTRATIVE & GENERAL							
565.00 · EMPLOYEES RETIREMENT & BENEFITS							
565.40 · Workers Comp Insurance							
Bill	07/06/2021	69772	Special District Risk ...	Workers Comp			6,232.85
Total 565.40 · Workers Comp Insurance							6,232.85
Total 565.00 · EMPLOYEES RETIREMENT & BENEFITS							6,232.85
Total ADMINISTRATIVE & GENERAL							6,232.85
TOTAL							6,232.85

12:50 PM

08/19/21

Accrual Basis

Buckingham Park Water District
Transaction Detail By Account
 July 2021

Type	Date	Num	Name	Memo	Amount
CUSTOMER ACCOUNTS					
551.00 - SUPERVISION,METER READING&OTHER					
551.10 - Wages					
Paycheck	07/09/2021	2680	Alan Mitchell	VOID: Standby not on check	0.00
Paycheck	07/09/2021	2683	William A Rae	VOID:cust acct wage not updated to 21.99	0.00
Paycheck	07/09/2021	2684	Alan Mitchell		428.50
Paycheck	07/09/2021	2685	William A Rae		219.90
Total 551.10 - Wages					648.40
Total 551.00 - SUPERVISION,METER READING&OTHER					648.40
Total CUSTOMER ACCOUNTS					648.40
TOTAL					648.40

12:50 PM
 08/19/21
 Accrual Basis

**Buckingham Park Water District
 Transaction Detail By Account
 July 2021**

Type	Date	Num	Name	Memo	Class	Clr	Amount
PUMPING							
521.00 · SUPERVISION, LABOR & EXPENSE							
521.20 · PG&E / Electricity							
Check	07/27/2021	ACH	PG&E	Pumping Power			2,506.84
Total 521.20 · PG&E / Electricity							2,506.84
Total 521.00 · SUPERVISION, LABOR & EXPENSE							2,506.84
Total PUMPING							2,506.84
TOTAL							2,506.84

12:50 PM
08/19/21
Accrual Basis

Buckingham Park Water District Transaction Detail By Account July 2021

Type	Date	Num	Name	Memo	Class	Clr	Amount
SOURCE OF SUPPLY							
511.00 · SUPERVISION, LABOR & EXPENSES							
511.20 · PG&E / Electricity							
Check	07/27/2021	ACH	PG&E	Intake Power			915.20
Total 511.20 · PG&E / Electricity							915.20
Total 511.00 · SUPERVISION, LABOR & EXPENSES							915.20
Total SOURCE OF SUPPLY							915.20
TOTAL							915.20

12:51 PM
08/19/21
Accrual Basis

Buckingham Park Water District
Transaction Detail By Account
July 2021

Type	Date	Num	Name	Memo	Class	Clr	Amount
TRANSMISSION & DISTRIBUTION							
541.00 · SUPERVISION, LABOR & EXPENSES							
541.70 · Testing							
Bill	07/06/2021	10720...	Alpha Analytical Lab...	2570 WLD			35.00
Bill	07/09/2021	10725...	Alpha Analytical Lab...	2570 WLD			40.00
Bill	07/21/2021	10738...	Alpha Analytical Lab...	8405 Palace Drive			300.00
Bill	07/23/2021	10742...	Alpha Analytical Lab...	3378 Westlake Drive			35.00
Total 541.70 · Testing							410.00
Total 541.00 · SUPERVISION, LABOR & EXPENSES							410.00
Total TRANSMISSION & DISTRIBUTION							410.00
TOTAL							410.00

12:52 PM
 08/19/21
 Accrual Basis

Buckingham Park Water District
Transaction Detail By Account
 July 2021

Type	Date	Num	Name	Memo	Amount
TRANSMISSION & DISTRIBUTION					
542.00 · MAINTENANCE,STRUCTURES & IMPROV					
542.50 · Maintenance Projects					
Bill	07/27/2021		Terri Lujan	Equipment Rental for service line repair on Westlake Drive	1,700.00
Bill	07/31/2021	8916	Clearlake Lava, Inc	Slurry for Westlake Drive service line repair	273.49
Total 542.50 · Maintenance Projects					1,973.49
Total 542.00 · MAINTENANCE,STRUCTURES & IMPROV					1,973.49
Total TRANSMISSION & DISTRIBUTION					1,973.49
TOTAL					1,973.49

12:52 PM
 08/19/21
 Accrual Basis

Buckingham Park Water District
Transaction Detail By Account
 July 2021

Type	Date	Num	Name	Memo	Class	Clr	Amount
WATER TREATMENT							
531.00 · SUPERVISION, LABOR & EXPENSE							
531.15 · PG&E / Electricity							
Check	07/27/2021	ACH	PG&E	Plant Power			477.50
Total 531.15 · PG&E / Electricity							477.50
Total 531.00 · SUPERVISION, LABOR & EXPENSE							477.50
Total WATER TREATMENT							477.50
TOTAL							477.50

12:53 PM
08/19/21
Accrual Basis

Buckingham Park Water District
Transaction Detail By Account
July 2021

Type	Date	Num	Name	Memo	Class	Clr	Amount
WATER TREATMENT							
531.00 · SUPERVISION, LABOR & EXPENSE							
531.20 · Chemicals-PreChlor Sodium Hypo							
General Journal	07/31/2021	47021		Expense pre-chlor for July 2021 - 113.5 Gal			489.49
Total 531.20 · Chemicals-PreChlor Sodium Hypo							489.49
Total 531.00 · SUPERVISION, LABOR & EXPENSE							489.49
Total WATER TREATMENT							489.49
TOTAL							489.49

12:53 PM
 08/19/21
 Accrual Basis

Buckingham Park Water District
Transaction Detail By Account
 July 2021

Type	Date	Num	N	Memo	Amount
WATER TREATMENT					
531.00 · SUPERVISION, LABOR & EXPENSE					
531.25 · Chemicals-PostChlor Sodium Hypo					
General Journal	07/31/2021	47021		Expense post-chlor for July 2021 - 208.8 Gal	899.93
Total 531.25 · Chemicals-PostChlor Sodium Hypo					899.93
Total 531.00 · SUPERVISION, LABOR & EXPENSE					899.93
Total WATER TREATMENT					899.93
TOTAL					899.93

12:54 PM
 08/19/21
 Accrual Basis

**Buckingham Park Water District
 Transaction Detail By Account
 July 2021**

Type	Date	Num	N	Memo	Amount
WATER TREATMENT					
531.00 · SUPERVISION, LABOR & EXPENSE					
531.30 · Chemicals - Coagulant					
General Journal	07/31/2021	47020		Coagulant Expense for July 2021 - 153.8 Gal	1,005.85
Total 531.30 · Chemicals - Coagulant					1,005.85
Total 531.00 · SUPERVISION, LABOR & EXPENSE					1,005.85
Total WATER TREATMENT					1,005.85
TOTAL					1,005.85

12:54 PM
 08/19/21
 Accrual Basis

Buckingham Park Water District
Transaction Detail By Account
 July 2021

Type	Date	Num	N	Memo	Amount
WATER TREATMENT					
531.00 · SUPERVISION, LABOR & EXPENSE					
531.35 · Chemicals - Coagulant Aid					
General Journal	07/31/2021	47020		Coagulant Aid Expense for July 2021 - 299.22 ...	299.22
Total 531.35 · Chemicals - Coagulant Aid					299.22
Total 531.00 · SUPERVISION, LABOR & EXPENSE					299.22
Total WATER TREATMENT					299.22
TOTAL					299.22

12:54 PM
 08/19/21
 Accrual Basis

Buckingham Park Water District
Transaction Detail By Account
 July 2021

Type	Date	Num	N	Memo	Amount
WATER TREATMENT					
531.00 · SUPERVISION, LABOR & EXPENSE					
531.40 · Testing - Lab					
Bill	07/09/2021	1072534-BUCKPRK	AI	Treatment	50.00
Bill	07/13/2021	1710011-070921	K		165.00
Bill	07/21/2021	1073823-BUCKPRK	AI	Treatment	120.00
Bill	07/25/2021	1710011-072321	K		165.00
Total 531.40 · Testing - Lab					500.00
Total 531.00 · SUPERVISION, LABOR & EXPENSE					500.00
Total WATER TREATMENT					500.00
TOTAL					500.00

12:55 PM
 08/19/21
 Accrual Basis

Buckingham Park Water District
Transaction Detail By Account
 July 2021

Type	Date	Num	N	Memo	Amount
WATER TREATMENT					
531.00 · SUPERVISION, LABOR & EXPENSE					
531.45 · In Plant Test					
Bill	07/06/2021	635852	U	Testing Supplies for Plant	320.58
Total 531.45 · In Plant Test					<u>320.58</u>
Total 531.00 · SUPERVISION, LABOR & EXPENSE					<u>320.58</u>
Total WATER TREATMENT					<u>320.58</u>
TOTAL					<u><u>320.58</u></u>

12:55 PM
08/19/21
Accrual Basis

Buckingham Park Water District
Transaction Detail By Account
July 2021

Type	Date	Num	N	Memo	Amount
WATER TREATMENT					
531.00 · SUPERVISION, LABOR & EXPENSE					
531.60 · CUPA Permit & other permits					
Check	07/23/2021	2723	L	Permit for 2605 Westlake Drive Se...	220.00
Total 531.60 · CUPA Permit & other permits					220.00
Total 531.00 · SUPERVISION, LABOR & EXPENSE					220.00
Total WATER TREATMENT					220.00
TOTAL					220.00

12:56 PM
 08/19/21
 Accrual Basis

Buckingham Park Water District
Transaction Detail By Account
 July 2021

Type	Date	Num	N	Memo	Amount
WATER TREATMENT					
531.00 · SUPERVISION, LABOR & EXPENSE					
531.70 · Alarm					
Bill	07/28/2021	8221		Hi Annual System Test and CR123 B...	88.58
Total 531.70 · Alarm					<u>88.58</u>
Total 531.00 · SUPERVISION, LABOR & EXPENSE					<u>88.58</u>
Total WATER TREATMENT					<u>88.58</u>
TOTAL					<u><u>88.58</u></u>

9:17 AM
 08/20/21
 Accrual Basis

**Buckingham Park Water District
 Transaction Detail By Account
 July 2021**

Type	Date	Num	Name	Memo	Clr	Amount
WATER TREATMENT						
532.00 · MAINTENANCE,STRUCTURES & IMPROV						
532.10 · Outside Services						
Bill	07/12/2021	468396	Eureka Oxygen Co.			177.52
Total 532.10 · Outside Services						<u>177.52</u>
Total 532.00 · MAINTENANCE,STRUCTURES & IMPROV						<u>177.52</u>
Total WATER TREATMENT						<u>177.52</u>
TOTAL						<u><u>177.52</u></u>

9:18 AM
 08/20/21
 Accrual Basis

Buckingham Park Water District
Transaction Detail By Account
 July 2021

Type	Date	Num	Name	Memo	Clr	Amount
WATER TREATMENT						
532.00 · MAINTENANCE,STRUCTURES & IMPROV						
532.30 · Tools						
Bill	07/01/2021	01909...	Ferguson Waterworks	6' gate vlv		175.00
Total 532.30 · Tools						<u>175.00</u>
Total 532.00 · MAINTENANCE,STRUCTURES & IMPROV						<u>175.00</u>
Total WATER TREATMENT						<u>175.00</u>
TOTAL						<u><u>175.00</u></u>

11:32 AM

Buckingham Park Water District

08/04/21

Balance Sheet

Accrual Basis

As of July 31, 2021

	Jul 31, 21
ASSETS	
Current Assets	
Checking/Savings	
125 · Umpqua Bank - 6156 (USDA pmnts)	58,861.80
110 · Umpqua Bank - 7106	-3,000.10
115 · Umpqua Bank- 1586	132,258.61
120 · LAIF	968,708.09
130 · Petty Cash	200.00
Total Checking/Savings	1,157,028.40
Accounts Receivable	
200 · Accounts Receivable	
200-80 · Cal OES Grant Reimbursement	163.48
200-20 · Delinquent Accounts Receivable	708.65
200-30 · Utility Billing Receivable	58,170.90
200.10 · Accounts Receivable - Other	517.38
200 · Accounts Receivable - Other	-125.00
Total 200 · Accounts Receivable	59,435.41
Total Accounts Receivable	59,435.41
Other Current Assets	
300 · Prepaid Expenses	
300-35 · Prepaid Insurance-Liability	4,797.30
300-10 · Prepaid Chemicals	
300-101 · Prepaid Coagulant	6,318.90
300-105 · Prepaid Coagulant Aid	-761.30
300-200 · PrePaid Chlor Disinfectant	3,000.78
300-10 · Prepaid Chemicals - Other	79.56
Total 300-10 · Prepaid Chemicals	8,637.94
300-20 · Prepaid Filter Media	1,442.67
300-30 · Prepaid Insurance-Workers Comp	-561.03
300-40 · Prepaid Office Supplies & Svcs	21,785.66
300-60 · Prepaid Tools & Equip	-4,767.62
Total 300 · Prepaid Expenses	31,334.92
Total Other Current Assets	31,334.92
Total Current Assets	1,247,798.73
Fixed Assets	
Accumulated Depreciation	-2,708,773.37
CIP - 2016 Retaining Wall	76,581.54
CIP - CDPHP501710011264-FA5013	-46,493.52
CIP - Emergency	15,449.16
CIP - USDA Dist System Improv	1,425,035.52
CIP -SRF-14-613-550	6,718.75
Equipment Assets	
Office Equipment	10,929.05
Tools & Equipment	116,721.38
Equipment Assets - Other	21,129.50
Total Equipment Assets	148,779.93
Land	325,085.00
Water System Assets	
Fence	6,050.00
Water System Assets - Other	4,706,518.07
Total Water System Assets	4,712,568.07
Water System Software	0.08
1651 · Office Building	168,464.27

11:32 AM

Buckingham Park Water District

Balance Sheet

08/04/21

As of July 31, 2021

Accrual Basis

	Jul 31, 21
Total Fixed Assets	4,123,415.43
Other Assets	
GMAC Bond Assessment Receivable	33,181.20
Total Other Assets	33,181.20
TOTAL ASSETS	5,404,395.36
LIABILITIES & EQUITY	
Liabilities	
Current Liabilities	
Accounts Payable	
Accounts Payable	27,288.68
Total Accounts Payable	27,288.68
Other Current Liabilities	
PAYROLL LIABILITIES	
Compensated Absences Accrued	4,714.81
EMPLOYEE WITHHOLDINGS	
Emp. IRA Contributions	1,150.77
Employee Fed W/H	1,820.40
Employee Medical W/H	3,973.79
Employee Paid FICA	
Employee % Medicare	213.00
Employee % Social Security	910.77
Total Employee Paid FICA	1,123.77
Employee PIT W/H	652.69
Employee Vol. SDI W/H	126.46
EMPLOYEE WITHHOLDINGS - Other	-637.61
Total EMPLOYEE WITHHOLDINGS	8,210.27
EMPLOYER CONTRIBUTIONS & TAXES	
Employer IRA Contributions	-436.70
Employer Medical Contribution	500.00
Payroll Taxes	
Employer FICA	
Medicare	132.48
Social Security	991.29
Total Employer FICA	1,123.77
Employer SUI	-86.76
Employer Training Tax	-442.92
Payroll Taxes - Other	-3,308.76
Total Payroll Taxes	-2,714.67
EMPLOYER CONTRIBUTIONS & TAXES - Other	537.57
Total EMPLOYER CONTRIBUTIONS & TAXES	-2,113.80
PAYROLL LIABILITIES - Other	-349.78
Total PAYROLL LIABILITIES	10,461.50
Suspense	-1,069.13
2600 · Loan - SRF Zero Interest	178,200.00
Total Other Current Liabilities	187,592.37
Total Current Liabilities	214,881.05
Long Term Liabilities	
GMAC Bond Assessment Payable	-67,412.42
Less Current Portion	85,899.00

11:32 AM

Buckingham Park Water District

08/04/21

Balance Sheet

Accrual Basis

As of July 31, 2021

	Jul 31, 21
USDA Loan	1,026,028.94
Total Long Term Liabilities	1,044,515.52
Total Liabilities	1,259,396.57
Equity	
Investment in Fixed Assets, Net	2,538,552.00
Restricted	
Capital Improvement Plan (\$23)	
Short Lived Asset Reserve -USDA	19,150.00
Debt Service - USDA Loan	45,113.00
Debt Service - S.R.F. Loan	6,600.00
Capital Improvement Plan (\$23) - Other	455,824.20
Total Capital Improvement Plan (\$23)	526,687.20
Emergency Reserves(\$7)	128,053.25
Expansion Fees(\$9k)	-22,238.66
Total Restricted	632,501.79
Unrestricted	
Unrestricted / Designated	
Gen. Operating Reserve	391,583.00
Total Unrestricted / Designated	391,583.00
Unrestricted - Other	240,510.86
Total Unrestricted	632,093.86
1110 · Retained Earnings	341,301.34
Net Income	549.80
Total Equity	4,144,998.79
TOTAL LIABILITIES & EQUITY	5,404,395.36

11:36 AM

08/04/21

Buckingham Park Water District
Statement of Cash Flows
 July 2021

	Jul 21
OPERATING ACTIVITIES	
Net Income	549.80
Adjustments to reconcile Net Income to net cash provided by operations:	
200 · Accounts Receivable:200-30 · Utility Billing Receivable	-2,833.99
300 · Prepaid Expenses:300-35 · Prepaid Insurance-Liability	1,065.52
300 · Prepaid Expenses:300-10 · Prepaid Chemicals:300-101 · Prepaid Coagulant	1,305.07
300 · Prepaid Expenses:300-10 · Prepaid Chemicals:300-200 · PrePaid Chlor Disinfectant	-767.44
300 · Prepaid Expenses:300-20 · Prepaid Filter Media	115.00
Accounts Payable	13,412.19
PAYROLL LIABILITIES:EMPLOYEE WITHHOLDINGS:Emp. IRA Contributions	13.87
PAYROLL LIABILITIES:EMPLOYEE WITHHOLDINGS:Employee Fed W/H	76.00
PAYROLL LIABILITIES:EMPLOYEE WITHHOLDINGS:Employee Paid FICA:Employee % Medicare	2.99
PAYROLL LIABILITIES:EMPLOYEE WITHHOLDINGS:Employee Paid FICA:Employee % Social Security	12.81
PAYROLL LIABILITIES:EMPLOYEE WITHHOLDINGS:Employee PIT W/H	430.65
PAYROLL LIABILITIES:EMPLOYEE WITHHOLDINGS:Employee Vol. SDI W/H	116.36
PAYROLL LIABILITIES:EMPLOYER CONTRIBUTIONS & TAXES:Employer IRA Contributions	3.46
PAYROLL LIABILITIES:EMPLOYER CONTRIBUTIONS & TAXES:Payroll Taxes:Employer FICA:Medicare	2.99
PAYROLL LIABILITIES:EMPLOYER CONTRIBUTIONS & TAXES:Payroll Taxes:Employer FICA:Social Security	12.81
PAYROLL LIABILITIES:EMPLOYER CONTRIBUTIONS & TAXES:Payroll Taxes:Employer SUI	1.86
Net cash provided by Operating Activities	13,519.95
INVESTING ACTIVITIES	
CIP - Emergency	-4,540.36
Net cash provided by Investing Activities	-4,540.36
FINANCING ACTIVITIES	
1110 · Retained Earnings	-10,396.00
Restricted:Capital Improvement Plan (\$23)	10,396.00
Net cash provided by Financing Activities	0.00
Net cash increase for period	8,979.59
Cash at beginning of period	1,148,048.81
Cash at end of period	1,157,028.40

JOURNAL ENTRY TO RECORD CHEMICAL INVENTORY FOR MONTH ENDING:

July 2021

1. PRE-CHLORINE

CREDIT: PREPAID CHEMICALS / DISINFECTANT

DEBIT: 531.20 / PRE-CHLORINE

\$ 489.19

MEMO: EXPENSE 113.5 GAL OF PRE-CL2

0.0
0.0

2. POST-CHLORINE

CREDIT: PREPAID CHEMICALS / DISINFECTANT

DEBIT: 531.25 / POST CHLORINE

\$ 899.93

MEMO: EXPENSE 208.8 GAL OF POST-CL2

Pre clz
113.5 x
4.31 =
489.19 *

0.0

3. COAGULANT

CREDIT: PREPAID CHEMICALS / COAGULANT

DEBIT: 531.30 / COAGULANT

\$ 1005.85

MEMO: EXPENSE 153.8 GAL OF COAG

Post clz
208.8 x
4.31 =
899.93 *

0.0

Coagulant
153.8 x
6.54 =
1,005.85 *

0.0

Coagulant Aid
22.6 x
13.24 =
299.22 *

4. COAGULANT AID

CREDIT: PREPAID CHEMICALS / COAGULANT AID

DEBIT: 531.35 / COAGULANT AID

\$ 299.22

MEMO: EXPENSE 22.6 GAL OF COAG AID

10:20 AM

08/03/21

Accrual Basis

**Buckingham Park Water District
General Journal Transaction
July 31, 2021**

Num	Name	Memo	Account	Class	Debit	Credit
47021		Expense pre-...	531.20 · Chemicals-...		489.49	
		Expense post...	531.25 · Chemicals-...		899.93	
		322.30 gal ex...	300-200 · PrePaid C...			1,389.42
					<u>1,389.42</u>	<u>1,389.42</u>
TOTAL					<u><u>1,389.42</u></u>	<u><u>1,389.42</u></u>

10:23 AM

08/03/21

Accrual Basis

**Buckingham Park Water District
General Journal Transaction
July 31, 2021**

<u>Num</u>	<u>Name</u>	<u>Memo</u>	<u>Account</u>	<u>Class</u>	<u>Debit</u>	<u>Credit</u>
47020		Coagulant Ex...	531.30 · Chemicals ...		1,005.85	
		Coagulant Ex...	300-101 · Prepaid C...			1,305.07
		Coagulant Aid...	531.35 · Chemicals ...		299.22	
					<u>1,305.07</u>	<u>1,305.07</u>
TOTAL					<u>1,305.07</u>	<u>1,305.07</u>



Confirmation No.: 1-960-230-304
Date Requested: August 18, 2021
Account Number: 698-1192-5

BUCKINGHAM PARK WATER DISTRICT

Page: 1

Quarterly Contribution and Wage Adjustment Form (DE 9ADJ)

Quarter Ended: June 30, 2021

A. No Wages Paid This Quarter []

B. Out of Business/No Employees []

C. Total Subject Wages Paid This Quarter \$60,816.30

D. Unemployment Insurance (UI) (Total employee wages up to 7,000.00 per employee per calendar year)

UI Rate %		UI Taxable Wages		
6.20	x	\$860.00	=	\$53.32

E. Employment Training Tax (ETT)

ETT Rate %		ETT Taxable Wages		
0.00	x	\$860.00	=	\$0.00

F. State Disability Insurance (Total employee wages up to 128,298.00 per employee per calendar year)

SDI Rate %		SDI Taxable Wages		
0.00	x	\$0.00	=	\$0.00

G. California Personal Income Tax (PIT) Withheld \$2,508.29

H. Subtotal \$2,561.61

I. Less: (Contributions and Withholdings Paid for the Year)
(DO NOT Include Penalty and Interest Payments) \$3,011.23

J. Total Taxes Due or Overpaid (Item H minus Item I) -\$449.62

Reason for Adjustment OVERPAYMENT FOR Q2

**STATE DISABILITY INSURANCE (SDI) AND CALIFORNIA PERSONAL INCOME TAX (PIT)
OVERPAYMENTS**

SDI and PIT deductions are employee contributions. The EDD cannot refund these contributions to you unless you first refund the erroneous deductions to the employee(s).

- | | SDI deductions | | PIT deductions | |
|--|------------------------------|-----------------------------|------------------------------|-----------------------------|
| 1. Was the overpayment withheld from the wages of employee(s)? | <input type="checkbox"/> Yes | <input type="checkbox"/> No | <input type="checkbox"/> Yes | <input type="checkbox"/> No |
| 2. If yes, was this amount refunded to the employee(s)? | <input type="checkbox"/> Yes | <input type="checkbox"/> No | <input type="checkbox"/> Yes | <input type="checkbox"/> No |

If the overpayment has not been refunded because employee(s) are no longer employed and you are unable to locate them, you will not be able to submit this request electronically. It must be filed on paper. Please file a paper Tax and Wage Adjustment Form (DE 678) found at the link below and on a separate page list the following: Social Security Number, employee(s) name, last known address, and amount of SDI not refunded.

Payroll Taxes - Forms and Publications

If you have not issued W-2s, EDD will allow PIT wage and withholding credit adjustments. Please change your online Wage Report to reflect these changes.

If you have issued W-2s, the employee will receive a credit for the PIT overwithholdings when filing his/her California Income Tax Return (Form 540) with the Franchise Tax Board. Do not refund PIT overwithholdings to the employee. Do not change the California PIT withholding amount shown on the Form W-2. Do not file a claim for refund with EDD.

BUCKINGHAM PARK WATER DISTRICT
 INTERNAL CONTROLS
 COMPLIANCE REVIEW: PAYROLL TAX
 VOLUNTARY SDI

2021 VOLUNTARY SDI

EDD Account #776-5345-9 - Voluntary SDI (Rate 1%)

Quarter #1	Payments							
PR Ending:	1/8/21	1/22/21	2/5/21	2/19/21	2/27/21	3/13/21	3/13/21	
Date Pd:	1/8/21	1/22/21	2/5/21	2/19/21	3/5/21	3/19/21	3/19/21	Total Paid
Amount Paid:	96.60	139.47	118.88	115.58	122.15	118.18	116.54	827.40

x x x x x x applied to Q2 - will see reimb. Ck.

Quarter #2	Payments							
PR Ending:		4/16/21	5/8/21	5/22/21	6/5/21	6/19/21	6/19/21	
Date Pd:	4/2/21	4/16/21	5/14/21	5/28/21	6/11/21	6/18/21	6/25/21	Total Paid
Amount Paid:	116.54	113.50	119.38	116.95	116.96	113.87	114.44	811.64

x x x x x x

****Q2-2021: Overpayment of \$106.44 will be refunded to BPWD. Overage due to date range adjustments within this period in QB.**

Quarter #3	Payments							
PR Ending:								
Date Pd:								Total Paid
Amount Paid:								0.00

Quarter #4	Payments							
PR Ending:								
Date Pd:								Total Paid
Amount Paid:								0.00

Due:

Paid:

2020 TOTAL

1,639.04

VARIANCES:

NOTES TO VARIANCES:

Nakia Lockett 8/16/2021

Verifying Signature

Date

BUCKINGHAM PARK WATER DISTRICT

INTERNAL CONTROLS

COMPLIANCE REVIEW: PAYROLL TAX

UNEMPLOYMENT PERSONAL TAX W/H

2021 CA UNEMPLOYMENT & PERSONAL INCOME TAX WITHHOLDING

EDD Account #698-1192-5 - Unemployment Tax & Personal Income Tax Withheld

Quarter #1	Payments									
PR Ending:	1/8/21	1/22/21	2/2/21	2/5/21	2/5/21	2/19/21	2/19/21	2/27/21	3/13/21	
Date Pd:	1/8/21	1/22/21	thru 1/31/21	2/5/21	2/5/21	2/19/21	2/19/21	3/5/21	3/19/21	Total Paid
Unemployment:	622.03	639.22		340.16	0.00	0.00	164.48	18.47	3.72	1788.08
Personal Tax W/H:	431.56	436.32	3.74	0.00	439.71	434.04	0.00	465.01	449.25	2659.63
Amount Paid:	1,053.59	1,075.54	3.74	340.16	439.71	434.04	164.48	483.48	452.97	4447.71
	x	x								x
ETT:										0.00
Total										4,447.71

Quarter #2	Payments										
PR Ending:	4/2/21	4/16/21	4/30/21	5/8/21	5/22/21	6/5/21	6/30 to capture	6/19/21			
Date Pd:	4/2/21	4/16/21		5/10/21	5/28/21	6/11/21	6/18/21	6/25/21	Total Paid	QB	over paid
Unemployment:	6.20	0.00	0.00	17.98	0.00	14.88	11.16	0.00	50.22	53.32	(3.10)
Personal Tax W/H:	430.82	417.55	0.00	436.49	443.90	421.31	403.60	407.34	2961.01	2,508.29	452.72
Amount Paid:	437.02	417.55	0.00	454.47	443.90	436.19	414.76	407.34	3011.23		449.62
	x	x	x	x	x	x					
ETT:									0.00		
Total										3,011.23	

****Q2-2021: Overpayment of \$449.62 will be refunded to BPWD. Overage due to date range adjustments within this period in Quickbooks.**

Quarter #3	Payments							
PR Ending:								
Date Pd:								Total Paid
Unemployment:								0.00
Personal Tax W/H:								0.00
Amount Paid:	0.00	0.00	0.00	0.00	0.00	0.00	0.00	0.00
ETT:								0.00
Total								0.00

Quarter #4	Payments							
PR Ending:								
Date Pd:								Total Paid
Unemployment:								0.00
Personal Tax W/H:								0.00
Amount Paid:	0.00	0.00	0.00	0.00	0.00	0.00	0.00	0.00
ETT:								0.00
Total								0.00

VARIANCES:

NOTES TO VARIANCES:

Nakia Sackett 8/18/2021

Verifying Signature

Date

BUCKINGHAM PARK WATER DISTRICT
 INTERNAL CONTROLS
 COMPLIANCE REVIEW: PAYROLL TAX
 FEDERAL TAXES

2021 FEDERAL TAX RECONCILIATION

US Treasury Form 941 - Account #94-2518883 Federal Taxes

Quarter #1	Payments									
PR Ending:										
Date Pd:	1/8/21	1/22/21	2/2/21	2/5/21	2/19/21	3/5/21	3/13/21	3/19/21	3/27/21	Total Paid
Federal W/H	1,061.00	1,081.00	7.00	1,089.00	1,077.00	1,143.00	1,111.00	1,133.00	1,133.00	7,702.00
Medi CO %	144.60	149.50	3.74	148.05	144.06	152.12	147.31	146.80	146.80	1,036.18
Medi EE %	144.60	149.50	3.74	148.05	144.06	152.12	147.31	146.80	146.80	1,036.18
Total Medi:	289.20	299.00	7.48	296.10	288.12	304.24	294.62	293.60	293.60	2,072.36
SS CO %	618.29	639.22	0.87	633.08	615.97	650.43	629.88	627.67	627.67	4,415.41
SS EE %	618.29	639.22	0.87	633.08	615.97	650.43	629.88	627.67	627.67	4,415.41
Total SS:	1,236.58	1,278.44	1.74	1,266.16	1,231.94	1,300.86	1,259.76	1,255.34	1,255.34	8,830.82
Amount Paid:	2,586.78	2,658.44	16.22	2,651.26	2,597.06	2,748.10	2,665.38	2,681.94	2,681.94	18,605.18

(1/20/22-1/22/21)

** \$2681.94. This was intended for Q2-Posted to Q1 by mistake. Expect refund

Quarter #2	Payments								
PR Ending:	3/27/21	4/10/21	5/8/21	5/22/21	6/5/21	6/11 capture all	6/19/21		
Date Pd:	4/2/21	4/16/21	5/10/21	5/28/21	6/14/21	6/18/21	6/25/21	Total Paid	Total Due
Federal W/H	1,133.00	1,106.00	12.00	1,160.00	1,113.00	1,078.00	7.00	5,609.00	6,725.00
Medi CO %	146.80	143.07	3.51	147.43	147.19	143.35	0.87	732.22	881.84
Medi EE %	146.80	143.07	3.51	147.43	147.19	143.35	0.87	732.22	881.84
Total Medi:	293.60	286.14	7.02	294.86	294.38	286.70	1.74	1,464.44	1,763.68
SS CO %	627.67	611.77	15.01	630.35	629.39	612.95	3.74	3,130.88	3,770.61
SS EE %	627.67	611.77	15.01	630.35	629.39	612.95	3.74	3,130.88	3,770.61
Total SS:	1,255.34	1,223.54	30.02	1,260.70	1,258.78	1,225.90	7.48	6,261.76	7,541.22
Amount Paid:	2,681.94	2,615.68	49.04	2,715.56	2,666.16	2,590.60	16.22	13,335.20	16,029.90

x x x x x x x
 Paid \$16.33 on 5/24/21 (CP134B)
 Paid \$16.22 on 5/24/21 (CP276B)
 Q2: 2021 Underpaid by \$2694.70
 Payment submitted 8/18/21

Quarter #3	Payments							
PR Ending:								
Date Pd:								Total Paid
Federal W/H								0.00
Medi CO %								0.00
Medi EE %								0.00
Total Medi:	0.00	0.00	0.00	0.00	0.00	0.00	0.00	0.00
SS CO %								0.00
SS EE %								0.00
Total SS:	0.00	0.00	0.00	0.00	0.00	0.00	0.00	0.00
Amount Paid:	0.00	0.00	0.00	0.00	0.00	0.00	0.00	0.00

Quarter #4	Payments							
PR Ending:								
Date Pd:								Total Paid
Federal W/H								0.00
Medi CO %								0.00
Medi EE %								0.00
Total Medi:	0.00	0.00	0.00	0.00	0.00	0.00	0.00	0.00
SS CO %								0.00
SS EE %								0.00
Total SS:	0.00	0.00	0.00	0.00	0.00	0.00	0.00	0.00
Amount Paid:	0.00	0.00	0.00	0.00	0.00	0.00	0.00	0.00

NOTES:

Nakia Sockett 8/18/2021

Verifying Signature

Date



Confirmation No.: 0-892-640-672
Date Requested: August 16, 2021
Account Number: 776-5345-9

BUCKINGHAM PARK WATER DISTRICT

Page: 1

Quarterly Contribution Return and Report of Wages (DE 9)

Quarter Ended: June 30, 2021

A. No Wages Paid This Quarter	[]	
B. Out of Business/No Employees	[]	
C. Total Subject Wages Paid This Quarter		\$60,816.30
D. Unemployment Insurance (UI)	(Total employee wages up to 7,000.00 per employee per calendar year)	
UI Rate %	UI Taxable Wages	
0.00	x \$0.00	= \$0.00
E. Employment Training Tax (ETT)		
ETT Rate %	ETT Taxable Wages	
0.00	x \$0.00	= \$0.00
F. State Disability Insurance	(Total employee wages up to 128,298.00 per employee per calendar year)	
SDI Rate %	SDI Taxable Wages	
1.20	x \$58,191.02	= \$705.20
G. California Personal Income Tax (PIT) Withheld		\$0.00
H. Subtotal		\$705.20
I. Less: (Contributions and Withholdings Paid for the Year) (DO NOT Include Penalty and Interest Payments)		\$811.64
J. Total Taxes Due or Overpaid (Item H minus Item I)		-\$106.44



Date Requested: August 16, 2021
 Account Number: 698-1192-5

BUCKINGHAM PARK WATER DISTRICT

Quarterly Contribution Return and Report of Wages (Continuation) (DE 9C)

Quarter Ended: June 30, 2021

A. Employees full-time and part-time who worked during or received pay subject to UI for the payroll period which includes the 12th of the month.

B. Reporting Voluntary DI wages
 C. No Payroll
 D. Out of Business

1st Month 2nd Month 3rd Month
 5 5 5

E. SSN	F. First Name	MI	Last Name	G. Total Subject Wages	H. Total PIT Wages	I. Total PIT Withheld	Wage Code
559-45-4295	AHIMSAH	O	WONDERWHEEL	16,745.40	16,139.89	782.14	A
554-11-3211	ALAN		MITCHELL	21,151.68	19,855.96	1,162.29	A
550-45-4458	NAKIA	D	FOSKETT	860.00	860.00	0.00	A
570-98-8222	WILLIAM	A	RAE	11,788.42	11,064.37	331.47	A
565-59-6495	LORI	A	GONZALEZ	10,270.80	10,270.80	232.39	A

M. Grand Total Subject Wages

60,816.30

N. Grand Total PIT Wages

58,191.02

O. Grand Total PIT Withheld

2,508.29

TAXPAYER NAME: BUCKINGHAM PARK WATER DISTRICT

TIN: xxxxx8883

Deposit Confirmation

Your payment has been accepted.

Payment Successful

An EFT Acknowledgement Number has been provided for this payment. Please keep this number for your records.

REMINDER: REMEMBER TO FILE ALL RETURNS WHEN DUE!

EFT ACKNOWLEDGEMENT NUMBER:

270163181627313

Payment Information

Entered Data

Taxpayer EIN	xxxxx8883
Tax Form	941 Employers Federal Tax
Tax Type	Balance due on return or notice
Tax Period	Q2/2021
Payment Amount	\$2,694.70
Settlement Date	08/19/2021
Account Number	xxxxx1586
Account Type	CHECKING
Routing Number	123205054
Bank Name	UMPQUA BANK

[Home](#)[Enrollment](#)[My Profile](#)[Payments](#)[Help & Information](#)[Contact Us](#)[Logout](#)[USA.gov](#)[IRS.gov](#)[Treasury.gov](#)

Electronic Federal Tax Payment System® and EFTPS® are registered servicemarks of the U.S. Department of the Treasury's Bureau of the Fiscal Service.

QuickBooks E-Filing Confirmation

Company Name: BUCKINGHAM PARK WATER DISTRICT
EIN: 94-2518883
Submitted on: 8/18/2021
Form: Federal Form 941
QB Tracking #: 51967466214
Agency/Recipient: United States Treasury
Period: 4/1/2021 - 6/30/2021

Tax Form for EIN
94-2518883

Interview for your Form 941/Schedule B
Employer's Quarterly Federal Tax Return

Instructions: Use this interview to help you fill out your Form 941 and Schedule B (if applicable).
* QuickBooks uses your answers to complete your Form 941.

Legal Business Name

Your legal business name BUCKINGHAM PARK WATER DISTRICT

Business Name Control - E-FILERS ONLY

Your business name control. **Modify value if needed** (based on 'Legal Business Name' above) BUCK

Select your IRS assigned deposit schedule

To help determine if the IRS requires you to file a Schedule B, check your IRS assigned deposit schedule:

Monthly
Semi-Weekly

Note: Your selection on Form 941, page 2, line 16 determines if the IRS requires you to file a Schedule B.

Final Return - Enter the following information for your final return:

If you do not have to file returns in the future, check here

and enter the date that final wages were paid

You would not have to file returns in the future if you went out of business or stopped paying wages this quarter, for example.

Name of the person keeping the final records

Address where those final payroll records will be kept:

Street address

City

State

Zip code

Answer all that apply to you

If you are a seasonal employer, check here

Seasonal employers are not required to file Form 941 during quarters when they regularly do not have a tax liability because they have no wages. If you are a seasonal employer, checking this box notifies the IRS that you will not have to file a return for one or more quarters of the year.

Check here if NO wages are subject to social security and/or Medicare tax

Check this box only if all wages are not subject to social security and Medicare taxes. See Circular E (IRS Pub. 15) for more information on exempt wages.

Check here if you have no legal residence or principal place of business in any state

Check here if you are an exempt organization or government entity

Form 941 for 2021: Employer's QUARTERLY Federal Tax Return

(Rev. June 2021)

Department of the Treasury — Internal Revenue Service

Employer identification number (EIN)

Name (not your trade name)

Trade name (if any)

Address

Number Street Suite or room number

City State ZIP code

Foreign country name Foreign province/county Foreign postal code

Report for this Quarter of 2021
(Check one.)

1: January, February, March

2: April, May, June

3: July, August, September

4: October, November, December

Go to www.irs.gov/Form941 for instructions and the latest information.

REV 07/08/21 QBDT

Read the separate instructions before you complete Form 941. Type or print within the boxes.

Part 1: Answer these questions for this quarter.

1	Number of employees who received wages, tips, or other compensation for the pay period including: <i>June 12 (Quarter 2), Sept. 12 (Quarter 3), or Dec. 12 (Quarter 4)</i>	1	<input type="text" value="5"/>
2	Wages, tips, and other compensation	2	<input type="text" value="58,191.02"/>
3	Federal income tax withheld from wages, tips, and other compensation	3	<input type="text" value="6,725.00"/>
4	If no wages, tips, and other compensation are subject to social security or Medicare tax	<input type="checkbox"/> Check and go to line 6.	
		Column 1	Column 2
5a	Taxable social security wages*	<input type="text" value="60,816.30"/> × 0.124 =	<input type="text" value="7,541.22"/>
5a	(i) Qualified sick leave wages*	<input type="text"/> × 0.062 =	<input type="text"/>
5a	(ii) Qualified family leave wages*	<input type="text"/> × 0.062 =	<input type="text"/>
5b	Taxable social security tips	<input type="text"/> × 0.124 =	<input type="text"/>
5c	Taxable Medicare wages & tips.	<input type="text" value="60,816.30"/> × 0.029 =	<input type="text" value="1,763.67"/>
5d	Taxable wages & tips subject to Additional Medicare Tax withholding	<input type="text"/> × 0.009 =	<input type="text"/>
5e	Total social security and Medicare taxes. Add Column 2 from lines 5a, 5a(i), 5a(ii), 5b, 5c, and 5d	5e	<input type="text" value="9,304.89"/>
5f	Section 3121(q) Notice and Demand—Tax due on unreported tips (see instructions)	5f	<input type="text"/>
6	Total taxes before adjustments. Add lines 3, 5e, and 5f	6	<input type="text" value="16,029.89"/>
7	Current quarter's adjustment for fractions of cents	7	<input type="text" value="0.01"/>
8	Current quarter's adjustment for sick pay	8	<input type="text"/>
9	Current quarter's adjustments for tips and group-term life insurance	9	<input type="text"/>
10	Total taxes after adjustments. Combine lines 6 through 9	10	<input type="text" value="16,029.90"/>
11a	Qualified small business payroll tax credit for increasing research activities. Attach Form 8974	11a	<input type="text"/>
11b	Nonrefundable portion of credit for qualified sick and family leave wages for leave taken before April 1, 2021	11b	<input type="text"/>
11c	Nonrefundable portion of employee retention credit	11c	<input type="text"/>

*Include taxable qualified sick and family leave wages for leave taken after March 31, 2021, on line 5a. Use lines 5a(i) and 5a(ii) only for wages paid after March 31, 2020, for leave taken before April 1, 2021.

▶ You MUST complete all three pages of Form 941 and SIGN it.

Next ▶

Name (not your trade name) BUCKINGHAM PARK WATER DISTRICT	Employer identification number (EIN) 94-2518883
--	--

Part 1: Answer these questions for this quarter. (continued)

- 11d Nonrefundable portion of credit for qualified sick and family leave wages for leave taken after March 31, 2021 11d
- 11e Nonrefundable portion of COBRA premium assistance credit (see instructions for applicable quarters) 11e
- 11f Number of individuals provided COBRA premium assistance
- 11g Total nonrefundable credits. Add lines 11a, 11b, 11c, 11d, and 11e 11g
- 12 Total taxes after adjustments and nonrefundable credits. Subtract line 11g from line 10 12
- 13a Total deposits for this quarter, including overpayment applied from a prior quarter and overpayments applied from Form 941-X, 941-X (PR), 944-X, or 944-X (SP) filed in the current quarter 13a
- 13b Reserved for future use 13b
- 13c Refundable portion of credit for qualified sick and family leave wages for leave taken before April 1, 2021 13c
- 13d Refundable portion of employee retention credit 13d
- 13e Refundable portion of credit for qualified sick and family leave wages for leave taken after March 31, 2021 13e
- 13f Refundable portion of COBRA premium assistance credit (see instructions for applicable quarters) 13f
- 13g Total deposits and refundable credits. Add lines 13a, 13c, 13d, 13e, and 13f 13g
- 13h Total advances received from filing Form(s) 7200 for the quarter 13h
- 13i Total deposits and refundable credits less advances. Subtract line 13h from line 13g 13i
- 14 Balance due. If line 12 is more than line 13i, enter the difference and see instructions 14
- 15 Overpayment. If line 13i is more than line 12, enter the difference Check one: Apply to next return. Send a refund.

Part 2: Tell us about your deposit schedule and tax liability for this quarter.

If you're unsure about whether you're a monthly schedule depositor or a semiweekly schedule depositor, see section 11 of Pub. 15.

- 16 Check one: Line 12 on this return is less than \$2,500 or line 12 on the return for the prior quarter was less than \$2,500, and you didn't incur a \$100,000 next-day deposit obligation during the current quarter. If line 12 for the prior quarter was less than \$2,500 but line 12 on this return is \$100,000 or more, you must provide a record of your federal tax liability. If you're a monthly schedule depositor, complete the deposit schedule below; if you're a semiweekly schedule depositor, attach Schedule B (Form 941). Go to Part 3.

- You were a monthly schedule depositor for the entire quarter. Enter your tax liability for each month and total liability for the quarter, then go to Part 3.

Tax liability: Month 1

Month 2

Month 3

Total liability for quarter Total must equal line 12.

- You were a semiweekly schedule depositor for any part of this quarter. Complete Schedule B (Form 941), Report of Tax Liability for Semiweekly Schedule Depositors, and attach it to Form 941. Go to Part 3.

▶ You MUST complete all three pages of Form 941 and SIGN it.

Next ▶

Name (not your trade name) BUCKINGHAM PARK WATER DISTRICT	Employer identification number (EIN) 94-2518883
--	--

Part 3: Tell us about your business. If a question does NOT apply to your business, leave it blank.

- 17 If your business has closed or you stopped paying wages Check here, and enter the final date you paid wages ; also attach a statement to your return. See instructions.
- 18a If you're a seasonal employer and you don't have to file a return for every quarter of the year . . . Check here.
- 18b If you're eligible for the employee retention credit solely because your business is a recovery startup business Check here.
- 19 Qualified health plan expenses allocable to qualified sick leave wages for leave taken before April 1, 2021 19
- 20 Qualified health plan expenses allocable to qualified family leave wages for leave taken before April 1, 2021 20
- 21 Qualified wages for the employee retention credit 21
- 22 Qualified health plan expenses for the employee retention credit 22
- 23 Qualified sick leave wages for leave taken after March 31, 2021 23
- 24 Qualified health plan expenses allocable to qualified sick leave wages reported on line 23 24
- 25 Amounts under certain collectively bargained agreements allocable to qualified sick leave wages reported on line 23 25
- 26 Qualified family leave wages for leave taken after March 31, 2021 26
- 27 Qualified health plan expenses allocable to qualified family leave wages reported on line 26 27
- 28 Amounts under certain collectively bargained agreements allocable to qualified family leave wages reported on line 26 28

Part 4: May we speak with your third-party designee?

Do you want to allow an employee, a paid tax preparer, or another person to discuss this return with the IRS? See the instructions for details.

Yes. Designee's name and phone number

Select a 5-digit personal identification number (PIN) to use when talking to the IRS.

No.

REV 07/08/21 QBDT

Part 5: Sign here. You MUST complete all three pages of Form 941 and SIGN it.

Under penalties of perjury, I declare that I have examined this return, including accompanying schedules and statements, and to the best of my knowledge and belief, it is true, correct, and complete. Declaration of preparer (other than taxpayer) is based on all information of which preparer has any knowledge.



Sign your name here

Print your name here

Print your title here

Date

Best daytime phone

Paid Preparer Use Only

Check if you're self-employed . . .

Preparer's name

Preparer's signature

Firm's name (or yours if self-employed)

Address

City State

PTIN

Date

EIN

Phone

ZIP code

Schedule B (Form 941):

Report of Tax Liability for Semiweekly Schedule Depositors

(Rev. January 2017)

Department of the Treasury — Internal Revenue Service

OMB No. 1545-0029

Employer identification number (EIN) 94-2518883

Name (not your trade name) BUCKINGHAM PARK WATER DISTRICT

Calendar year 2021 (Also check quarter)

Report for this Quarter...
(Check one.)

1: January, February, March

2: April, May, June

3: July, August, September

4: October, November, December

Use this schedule to show your TAX LIABILITY for the quarter; don't use it to show your deposits. When you file this form with Form 941 or Form 941-SS, don't change your tax liability by adjustments reported on any Forms 941-X or 944-X. You must fill out this form and attach it to Form 941 or Form 941-SS if you're a semiweekly schedule depositor or became one because your accumulated tax liability on any day was \$100,000 or more. Write your daily tax liability on the numbered space that corresponds to the date wages were paid. See Section 11 in Pub. 15 for details.

Month 1

1		9		17		25	
2		10		18		26	
3		11		19		27	
4		12		20		28	
5		13		21		29	
6		14		22		30	2,730.98
7		15		23		31	
8		16	2,615.68	24			

Tax liability for Month 1

5,346.66

Month 2

1		9		17		25	
2		10		18		26	
3		11		19		27	
4		12		20		28	2,666.16
5		13		21		29	
6		14	2,715.56	22		30	
7		15		23		31	
8		16		24			

Tax liability for Month 2

5,381.72

Month 3

1		9		17		25	2,710.92
2		10		18		26	
3		11	2,590.60	19		27	
4		12		20		28	
5		13		21		29	
6		14		22		30	
7		15		23		31	
8		16		24			

Tax liability for Month 3

5,301.52

Fill in your total liability for the quarter (Month 1 + Month 2 + Month 3) ►

Total must equal line 12 on Form 941 or Form 941-SS.

Total liability for the quarter

16,029.90

Form 941-V, Payment Voucher

Purpose of Form


Complete Form 941-V if you're making a payment with Form 941. We will use the completed voucher to credit your payment more promptly and accurately, and to improve our service to you.

Making Payments With Form 941

To avoid a penalty, make your payment with Form 941 **only if**:

- Your total taxes after adjustments and nonrefundable credits (Form 941, line 12) for either the current quarter or the preceding quarter are less than \$2,500, you didn't incur a \$100,000 next-day deposit obligation during the current quarter, and you're paying in full with a timely filed return; or
- You're a monthly schedule depositor making a payment in accordance with the Accuracy of Deposits Rule. See section 11 of Pub. 15 for details. In this case, the amount of your payment may be \$2,500 or more.

Otherwise, you must make deposits by electronic funds transfer. See section 11 of Pub. 15 for deposit instructions. Don't use Form 941-V to make federal tax deposits.

 Use Form 941-V when making any payment with Form 941. However, if you pay an amount with Form 941 that should've been deposited, you may be subject to a penalty. See Deposit Penalties in section 11 of Pub. 15.

Specific Instructions

Box 1—Employer identification number (EIN). If you don't have an EIN, you may apply for one online by visiting the IRS website at www.irs.gov/EIN. You may also apply for an EIN by faxing or mailing Form SS-4 to the IRS. If you haven't received your EIN by the due date of Form 941, write "Applied For" and the date you applied in this entry space.

Box 2—Amount paid. Enter the amount paid with Form 941.

Box 3—Tax period. Darken the circle identifying the quarter for which the payment is made. Darken only one circle.

Box 4—Name and address. Enter your name and address as shown on Form 941.

- Enclose your check or money order made payable to "United States Treasury." Be sure to enter your EIN, "Form 941," and the tax period ("1st Quarter 2021," "2nd Quarter 2021," "3rd Quarter 2021," or "4th Quarter 2021") on your check or money order. Don't send cash. Don't staple Form 941-V or your payment to Form 941 (or to each other).

- Detach Form 941-V and send it with your payment and Form 941 to the address in the Instructions for Form 941.

Note: You must also complete the entity information above Part 1 on Form 941.

✂ **Detach Here and Mail With Your Payment and Form 941.** ✂

Form 941-V Department of the Treasury Internal Revenue Service		Payment Voucher ▶ Don't staple this voucher or your payment to Form 941.		OMB No. 1545-0029 2021	
1 Enter your employer identification number (EIN). 94-2518883		2 Enter the amount of your payment. ▶ Make your check or money order payable to "United States Treasury"		Dollars	Cents
				2,694	70
3 Tax Period		4 Enter your business name (individual name if sole proprietor). BUCKINGHAM PARK WATER DISTRICT Enter your address. 2880 EASTLAKE DRIVE Enter your city, state, and ZIP code; or your city, foreign country name, foreign province/county, and foreign postal code. KELSEYVILLE CA 95451-9031			
<input type="radio"/> 1st Quarter	<input type="radio"/> 3rd Quarter				
<input checked="" type="radio"/> 2nd Quarter	<input type="radio"/> 4th Quarter				

REV 07/08/21 QB

942518883 FI BUCK 01 2 202106 610



Worksheet 3. Credit for Qualified Sick and Family Leave Wages for Leave Taken After March 31, 2021

Keep for Your Records

Determine how you will complete this worksheet. (If you're a third-party payer, you must complete this worksheet for each client for which it is applicable, on a client-by-client basis).

If you paid qualified sick leave wages and/or qualified family leave wages this quarter for leave taken after March 31, 2021, complete Step 1 and Step 2. **Caution:** Use Worksheet 1 to figure the credit for qualified sick and family leave wages for leave taken before April 1, 2021.

Step 1. Determine the employer share of Medicare tax

1a Enter the amount of Medicare tax from Form 941, Part 1, [line 5c](#), column 2 1a _____

1b Multiply line 1a by 50% (0.50) 1b _____

1c If you're a third-party payer of sick pay that isn't an agent and you're claiming credits for amounts paid to your employees, enter the employer share of Medicare tax included on Form 941, Part 1, [line 8](#) (enter as a positive number) 1c _____

1d Subtract line 1c from line 1b 1d _____

1e If you received a Section 3121(q) Notice and Demand during the quarter, enter the amount of the employer share of Medicare tax from the notice 1e _____

1f **Employer share of Medicare tax.** Add lines 1d and 1e 1f _____

Step 2. Figure the sick and family leave credit

2a Qualified sick leave wages for leave taken after March 31, 2021 (Form 941, Part 3, [line 23](#)) 2a _____

2a(i) Qualified sick leave wages included on Form 941, Part 3, line 23, that were not included as wages reported on Form 941, Part 1, lines 5a and 5c, because the qualified sick leave wages were excluded from the definition of employment under sections 3121(b)(1)-(22) 2a(i) _____

2a(ii) Subtract line 2a(i) from line 2(a) 2a(ii) _____

2a(iii) Qualified sick leave wages included on Form 941, Part 3, line 23, that were not included as wages reported on Form 941, Part 1, line 5a, because the qualified sick leave wages were limited by the social security wage base 2a(iii) _____

2a(iv) Subtract line 2a(iii) from line 2a(ii) 2a(iv) _____

2b Qualified health plan expenses allocable to qualified sick leave wages for leave taken after March 31, 2021 (Form 941, Part 3, [line 24](#)) 2b _____

2c Amounts under certain collectively bargained agreements allocable to qualified sick leave for leave taken after March 31, 2021 (Form 941, Part 3, [line 25](#)) 2c _____

2d Employer share of social security tax on qualified sick leave wages. Multiply line 2a(iv) by 6.2% (0.062) 2d _____

2e Employer share of Medicare tax on qualified sick leave wages. Multiply line 2a(ii) by 1.45% (0.0145) 2e _____

2f **Credit for qualified sick leave wages.** Add lines 2a, 2b, 2c, 2d, and 2e 2f _____

2g Qualified family leave wages for leave taken after March 31, 2021 (Form 941, Part 3, [line 26](#)) 2g _____

2g(i) Qualified family leave wages included on Form 941, Part 3, line 26, that were not included as wages reported on Form 941, Part 1, lines 5a and 5c, because the qualified family leave wages were excluded from the definition of employment under sections 3121(b)(1)-(22) 2g(i) _____

2g(ii) Subtract line 2g(i) from line 2(g) 2g(ii) _____

2g(iii) Qualified family leave wages included on Form 941, Part 3, line 26, that were not included as wages reported on Form 941, Part 1, line 5a, because the qualified family leave wages were limited by the social security wage base 2g(iii) _____

2g(iv) Subtract line 2g(iii) from line 2g(ii) 2g(iv) _____

2h Qualified health plan expenses allocable to qualified family leave wages for leave taken after March 31, 2021 (Form 941, Part 3, [line 27](#)) 2h _____

2i Amounts under certain collectively bargained agreements allocable to qualified family leave for leave taken after March 31, 2021 (Form 941, Part 3, [line 28](#)) 2i _____

2j Employer share of social security tax on qualified family leave wages. Multiply line 2g(iv) by 6.2% (0.062) 2j _____

2k Employer share of Medicare tax on qualified family leave wages. Multiply line 2g(ii) by 1.45% (0.0145) 2k _____

2l **Credit for qualified family leave wages.** Add lines 2g, 2h, 2i, 2j, and 2k 2l _____

2m **Credit for qualified sick and family leave wages.** Add lines 2f and 2l 2m _____

2n **For second quarter of 2021 only,** enter any employee retention credit claimed under section 2301 of the CARES Act (from Worksheet 2, line 2d) with respect to any wages taken into account for the credit for qualified sick and family leave wages for the quarter 2n _____

2o Enter any credit claimed under section 41 for increasing research activities with respect to any wages taken into account for the credit for qualified sick and family leave wages 2o _____

2p Add lines 2n and 2o 2p _____

2q **Credit for qualified sick and family leave wages after adjusting for other credits.** Subtract line 2p from line 2m 2q _____

2r **Nonrefundable portion of credit for qualified sick and family leave wages for leave taken after March 31, 2021.** Enter the smaller of line 1f or line 2q. Enter this amount on Form 941, Part 1, line 11d 2r _____

2s **Refundable portion of credit for qualified sick and family leave wages for leave taken after March 31, 2021.** Subtract line 2r from line 2q and enter this amount on Form 941, Part 1, line 13e 2s _____

Filing and Printing Instructions

FEDERAL QUARTERLY FORM 941/SCHEDULE B

Name

BUCKINGHAM PARK WATER DISTRICT

Address

2880 EASTLAKE DRIVE

City, State, and ZIP Code

KELSEYVILLE, CA 954519031

INSTRUCTIONS FOR FILING YOUR PAYROLL TAX RETURN

Please file your federal 941 return by 08/02/2021. If filing by mail send your return to the following address:

Internal Revenue Service

P.O. Box 932100

Louisville, KY 40293-2100

Remember to sign and enter required information in the signature line.

Your balance due is greater than or equal to \$2,500. You may be required to deposit your tax liabilities using the Electronic Federal Tax Payment System (EFTPS). See section 11 of Pub. 15 (Circular E) Employer's Tax Guide for details.

(Empty lined area for additional information)

(Empty lined area for additional information)

KEEP THIS PAGE FOR YOUR RECORDS -- DO NOT MAIL.

INWKS941


UMPQUA BANK

July 31, 2021 Page: 1 of 9

 Customer Service:
 1-866-486-7782

 BUCKINGHAM PARK WATER DISTRICT
 2880 EASTLAKE DR
 KELSEYVILLE CA 95451-9031

 Last statement: June 30, 2021
 This statement: July 31, 2021

Account service fees for account research, check cashing, cashier's and counter checks, foreign currency exchange, returned deposit items, statement copies, verification of deposit, and wire trace or amendment will change on 09/01/2021. For more information, visit: Umpquabank.com/globalassets/media/documents/Umpqua_bank_other_account_services.pdf

PUBLIC FUNDS ANALYZED CHECKING

Account number	4861421586	Beginning balance	\$140,469.47
Low balance	\$104,883.15	Deposits/Additions	\$73,343.68
Average balance	\$125,429.64	Withdrawals/Subtractions	\$71,022.80
Interest earned	\$0.00	Ending balance	\$142,790.35

Deposits/Additions

<u>Date</u>	<u>Description</u>	<u>Additions</u>
07-23	Deposit	200.00
07-23	Deposit	110.00
07-23	Deposit	100.00
Total Additions		\$410.00

Other Deposits/ Additions

<u>Date</u>	<u>Description</u>	<u>Additions</u>
07-01	Remote Capture Dep	2,961.45
07-01	Remote Capture Dep	1,511.09
07-01	Remote Capture Dep	200.00
07-06	Remote Capture Dep	2,127.63
07-07	Remote Capture Dep	2,156.33
07-09	Remote Capture Dep	4,398.86
07-12	Remote Capture Dep	5,076.12
07-13	Remote Capture Dep	2,488.46
07-14	Remote Capture Dep	3,388.90
07-15	Remote Capture Dep	2,522.53
07-19	Remote Capture Dep	7,009.55
07-21	Remote Capture Dep	1,106.31
07-23	Remote Capture Dep	2,361.16

BUCKINGHAM PARK WATER DISTRICT

July 31, 2021 Page: 2 of 9

<u>Date</u>	<u>Description</u>	<u>Additions</u>
07-26	Remote Capture Dep	3,978.34
07-27	Remote Capture Dep	1,263.92
07-29	Remote Capture Dep	2,055.60
07-30	Remote Capture Dep	3,715.06
Total Other Deposits/ Additions		\$48,321.31

ACH and Electronic Payments/Subtractions

<u>Date</u>	<u>Description</u>	<u>Subtractions</u>
07-06	ACH Debit Vsp Payment Payments 20210703	46.28
07-06	ACH Debit Pitney Bowes Postedge 48049399 20210702	300.00
07-07	ACH Debit Pgande Web Online 20210707	176.60
07-07	ACH Debit Pgande Web Online 20210707	258.23
07-07	ACH Debit Calpers 3100 7823229732 100000016467459	1,235.64
07-07	ACH Debit Pgande Web Online 20210707	3,130.03
07-07	ACH Debit Buckingham Park ACH 9425181586 Debit Offset For O Riginated Credits	5,271.71
07-09	ACH Debit Employment Devel Edd Eftpmt 728883488 20210709	10.67
07-09	ACH Debit IRS Usatapyt 270159061759014 20210709	2,710.92
07-12	ACH Debit United Healthcar EDI Paymts 20210712 442580039053	2,883.16
07-22	ACH Debit Buckingham Park ACH 9425181586 Debit Offset For O Riginated Credits	4,994.89
07-23	ACH Debit Employment Devel Edd Eftpmt 985035040 20210723	130.82
07-23	ACH Debit Employment Devel Edd Eftpmt 2113392928 20210723	413.32
07-23	ACH Debit IRS Usatapyt 270160472390289 20210723	2,883.92
Total ACH and Electronic Payments/Subtractions		\$24,446.19

ACH and Electronic Deposits/Additions

<u>Date</u>	<u>Description</u>	<u>Additions</u>
07-02	ACH Credit Paygov.U.S, LLC Tf 6.30 Buckingham Park 20210702	332.84
07-07	ACH Credit Paygov.U.S, LLC Tf 7.2 Buckingham Park 20210707	30.00
07-08	ACH Credit Paygov.U.S, LLC Tf 7.6 Buckingham Park 20210708	157.03
07-13	ACH Credit Paygov.U.S, LLC Tf 7.9 Buckingham Park 20210713	7.00
07-14	ACH Credit Paygov.U.S, LLC Tf 7.12 Buckingham Park 20210714	458.36
07-15	ACH Credit Paygov.U.S, LLC Tf 7.13 Buckingham Park 20210715	504.16
07-19	ACH Credit Paygov.U.S, LLC Tf 7.15 Buckingham Park 20210719	113.54
07-20	ACH Credit Paygov.U.S, LLC Tf 7.16 Buckingham Park 20210720	167.00
07-21	ACH Credit Paygov.U.S, LLC Tf 7.19 Buckingham Park 20210721	237.95
07-23	ACH Credit Paygov.U.S, LLC Tf 7.21 Buckingham Park 20210723	220.00
07-26	ACH Credit Buckingham Park Payment 9425181586 Credit Offset For Originated Debits	21,832.76
07-27	ACH Credit Paygov.U.S, LLC Tf 7.23 Buckingham Park 20210727	121.22
07-28	ACH Credit Paygov.U.S, LLC Tf 7.26 Buckingham Park 20210728	210.14
07-30	ACH Credit Paygov.U.S, LLC Tf 7.28 Buckingham Park 20210730	220.37
Total ACH and Electronic Deposits/Additions		\$24,612.37

Other Withdrawals/Subtractions

<u>Date</u>	<u>Description</u>	<u>Subtractions</u>
07-07	Deposit Return Item Chargeback	1,000.00
07-20	Maintenance Fee Analysis Activity For 06/21	275.17
Total Other Withdrawals/Subtractions		\$1,275.17

Daily Balances

Date	Amount	Date	Amount	Date	Amount
06-30	140,469.47	07-13	106,225.62	07-23	111,345.40
07-01	145,142.01	07-14	109,879.66	07-26	136,941.62
07-02	139,135.05	07-15	112,906.35	07-27	137,384.57
07-06	136,079.95	07-16	112,796.15	07-28	136,929.27
07-07	126,764.07	07-19	119,919.24	07-29	138,854.92
07-08	126,921.10	07-20	119,763.47	07-30	142,790.35
07-09	126,092.80	07-21	121,107.73	07-31	142,790.35
07-12	104,883.15	07-22	115,792.26		

Overdraft Fee Summary

	Total For This Period	Total Year-to-Date
Total Overdraft Fees	\$0.00	\$0.00
Total Returned Item Fees	\$0.00	\$0.00

Checks

Check #	Amount	Date	Check #	Amount	Date
2575	\$40.60	07-16	2692	\$495.00	07-13
*2667	\$124.00	07-06	2693	\$39.61	07-13
2668	\$193.22	07-14	2694	\$47.60	07-20
2669	\$1,400.00	07-23	2695	\$23,219.10	07-12
2670	\$330.00	07-07	2696	\$100.00	07-13
2671	\$13.50	07-02	2697	\$320.58	07-22
2672	\$69.60	07-16	*2706	\$157.77	07-23
2673	\$129.95	07-06	*2711	\$125.00	07-27
2674	\$2,650.00	07-02	2712	\$459.00	07-27
2675	\$4,582.50	07-06	2713	\$177.52	07-28
2676	\$100.00	07-07	2714	\$214.88	07-26
2677	\$3,676.30	07-02	2715	\$330.00	07-27
2678	\$77.05	07-09	2716	\$129.95	07-29
*2684	\$2,428.52	07-09	2717	\$28.19	07-27
*2689	\$369.00	07-13	*2720	\$391.45	07-28
2690	\$183.51	07-12	2721	\$96.47	07-28
2691	\$149.38	07-13	2722	\$2,452.19	07-23

(* Skip in check sequence, R-Check has been returned, + Electronified check)

Total Checks paid: 34 for -\$45,301.44

BUCKINGHAM PARK WATER DISTRICT

BUCKINGHAM PARK WATER DISTRICT
PH (925) 778-4364
2300 EASTLAKE DR.
KELSEVILLE, CA 95451-9031

2576
MAY 19 2021

PAY TO THE ORDER OF Len Gonzalez - Reimbursement \$ 40.60

Forty and 00/100

Two SIGNATURES OVER \$2,000.00

MEMO

⑆002575⑆ ⑆123205054⑆ 4861421586⑆

Check # 2575, Posted 07-16-21, Amount \$40.60

BUCKINGHAM PARK WATER DISTRICT
PH (925) 778-4364
2300 EASTLAKE DR.
KELSEVILLE, CA 95451-9031

2659
MAY 19 2021

PAY TO THE ORDER OF K&R Tree Specialist, LLC \$ 1,400.00

One Thousand Four Hundred and 00/100

Two SIGNATURES OVER \$2,000.00

MEMO

⑆002659⑆ ⑆123205054⑆ 4861421586⑆

Check # 2659, Posted 07-23-21, Amount \$1,400.00

BUCKINGHAM PARK WATER DISTRICT
PH (925) 778-4364
2300 EASTLAKE DR.
KELSEVILLE, CA 95451-9031

2667
MAY 19 2021

PAY TO THE ORDER OF Alpha Analytical Laboratories, Inc. \$ 124.00

One Hundred Twenty Four and 00/100

Two SIGNATURES OVER \$2,000.00

MEMO BUCKPRK

⑆002667⑆ ⑆123205054⑆ 4861421586⑆

Check # 2667, Posted 07-06-21, Amount \$124.00

BUCKINGHAM PARK WATER DISTRICT
PH (925) 778-4364
2300 EASTLAKE DR.
KELSEVILLE, CA 95451-9031

2670
MAY 19 2021

PAY TO THE ORDER OF Karola Kennedy \$ 330.00

Three Hundred Thirty and 00/100

Two SIGNATURES OVER \$2,000.00

MEMO

⑆002670⑆ ⑆123205054⑆ 4861421586⑆

Check # 2670, Posted 07-07-21, Amount \$330.00

BUCKINGHAM PARK WATER DISTRICT
PH (925) 778-4364
2300 EASTLAKE DR.
KELSEVILLE, CA 95451-9031

2668
MAY 19 2021

PAY TO THE ORDER OF Davis Fabrication & Commercial Design \$ 193.22

One Hundred Ninety Three and 22/100

Two SIGNATURES OVER \$2,000.00

MEMO

⑆002668⑆ ⑆123205054⑆ 4861421586⑆

Check # 2668, Posted 07-14-21, Amount \$193.22

BUCKINGHAM PARK WATER DISTRICT
PH (925) 778-4364
2300 EASTLAKE DR.
KELSEVILLE, CA 95451-9031

2671
MAY 19 2021

PAY TO THE ORDER OF Lake County Waste Solutions \$ 13.50

Thirteen and 50/100

Two SIGNATURES OVER \$2,000.00

MEMO

⑆002671⑆ ⑆123205054⑆ 4861421586⑆

Check # 2671, Posted 07-02-21, Amount \$13.50

BUCKINGHAM PARK WATER DISTRICT

July 31, 2021 Page: 5 of 9

BUCKINGHAM PARK WATER DISTRICT
 PH (925) 267-8668
 2300 EASTLAKE DR.
 KELSEYVILLE, CA 95451-9031

DATE 07/16/2021

PAY TO THE ORDER OF Lof Gonzalez - Reimbursement \$ **69.60

Two Hundred and Sixty Nine and 00/100

MEMO Lof Gonzalez - Reimbursement
 12033 31st Avenue
 Clearlake, CA 95422

MEMO #002672# 1123205054# 4861421586#

Check # 2672, Posted 07-16-21, Amount \$69.60

BUCKINGHAM PARK WATER DISTRICT
 PH (925) 267-8668
 2300 EASTLAKE DR.
 KELSEYVILLE, CA 95451-9031

DATE 07/06/2021

PAY TO THE ORDER OF PAGE ENGINEERING \$ **4,582.50

Four Thousand Five Hundred Eighty Two and 50/100

MEMO PAGE ENGINEERING
 1730 South Street
 Redding, CA 96001

MEMO 241022014 Water System Upgrade

MEMO #002675# 1123205054# 4861421586#

Check # 2675, Posted 07-06-21, Amount \$4,582.50

16066000705510

07/16/2021

02555525

Handwritten signature and date.

123205054 002675

4861421586

BUCKINGHAM PARK WATER DISTRICT

DEPT OF PUBLIC WORKS

07/16/2021

PAY TO THE ORDER OF

MEMO

BUCKINGHAM PARK WATER DISTRICT
 PH (925) 267-8668
 2300 EASTLAKE DR.
 KELSEYVILLE, CA 95451-9031

DATE 07/06/2021

PAY TO THE ORDER OF Medacorn \$ **129.95

One Hundred Twenty Nine and 95/100

MEMO Medacorn
 P.O. Box 8744
 Carol Stream, IL 60197-5741

MEMO 8184800030092052

MEMO #002673# 1123205054# 4861421586#

Check # 2673, Posted 07-06-21, Amount \$129.95

BUCKINGHAM PARK WATER DISTRICT
 PH (925) 267-8668
 2300 EASTLAKE DR.
 KELSEYVILLE, CA 95451-9031

DATE 07/07/2021

PAY TO THE ORDER OF Digital Department Inc. Co's Streams \$ **100.00

One Hundred and 00/100

MEMO Digital Department Inc. Co's Streams
 P.O. Box 207561
 Dallas, TX 75220-7561

MEMO #002676# 1123205054# 4861421586#

Check # 2676, Posted 07-07-21, Amount \$100.00

DEPT O Medacorn Comm. Corporation 8184800030092052

Agency Employment Guaranteed

MEMO

123205054 002676

4861421586

BUCKINGHAM PARK WATER DISTRICT

DEPT OF PUBLIC WORKS

07/07/2021

PAY TO THE ORDER OF

MEMO

BUCKINGHAM PARK WATER DISTRICT
 PH (925) 267-8668
 2300 EASTLAKE DR.
 KELSEYVILLE, CA 95451-9031

DATE 07/02/2021

PAY TO THE ORDER OF Hale's Electric, Inc \$ **2,650.00

Two Thousand Six Hundred Fifty and 00/100

MEMO Hale's Electric, Inc
 P.O. Box 131
 Kelseyville, CA 95451

MEMO #002674# 1123205054# 4861421586#

Check # 2674, Posted 07-02-21, Amount \$2,650.00

BUCKINGHAM PARK WATER DISTRICT
 PH (925) 267-8668
 2300 EASTLAKE DR.
 KELSEYVILLE, CA 95451-9031

DATE 07/02/2021

PAY TO THE ORDER OF US Bank \$ **3,676.30

Three Thousand Six Hundred Seventy Six and 30/100

MEMO US Bank
 P.O. Box 6343
 Fargo, ND 58125-6343

MEMO 48561927-3065-9099

MEMO #002677# 1123205054# 4861421586#

Check # 2677, Posted 07-02-21, Amount \$3,676.30

0213 6788 0762327 > 121140218 < 070221 WAB

MEMO

123205054 002677

4861421586

BUCKINGHAM PARK WATER DISTRICT

DEPT OF PUBLIC WORKS

07/02/2021 1500020630 43805 00007

> 09100022 < U.S. BANK

Fargo Electronic Payment

MEMO

BUCKINGHAM PARK WATER DISTRICT
 P.O. BOX 4224
 230 EASTLAKE DR.
 KELSEYVILLE, CA 95451-9011

7/20/21

PAY TO THE ORDER OF Vention Wireless \$ 77.00

Seventy Seven and 00/100

MEMO
 Vention Wireless
 PO Box 690103
 Dallas, TX 75269-0103

10026780 1123205054 4861421586

Check # 2678, Posted 07-09-21, Amount \$77.05

BUCKINGHAM PARK WATER DISTRICT
 P.O. BOX 4224
 230 EASTLAKE DR.
 KELSEYVILLE, CA 95451-9011

7/20/21

PAY TO THE ORDER OF AT&T (CALIET) BAN #3391064713 \$ 183.51

One Hundred Eighty Three and 5/100

MEMO
 AT&T (CALIET) BAN #3391064713
 P.O. Box 9011
 Carol Stream, IL 60197-9011

10026900 1123205054 4861421586

Check # 2690, Posted 07-12-21, Amount \$183.51

BUCKINGHAM PARK WATER DISTRICT
 P.O. BOX 4224
 230 EASTLAKE DR.
 KELSEYVILLE, CA 95451-9011

7/20/21

PAY TO THE ORDER OF Alan Machel \$ 2,428.52

Two Thousand Four Hundred Twenty Eight and 52/100

MEMO
 Alan Machel
 3333 Jefferson Street
 Clearlake, CA 95422

10026840 1123205054 4861421586

Check # 2684, Posted 07-09-21, Amount \$2,428.52

BUCKINGHAM PARK WATER DISTRICT
 P.O. BOX 4224
 230 EASTLAKE DR.
 KELSEYVILLE, CA 95451-9011

7/13/21

PAY TO THE ORDER OF Autcom, Inc \$ 149.38

One Hundred Forty Nine and 38/100

MEMO
 Autcom, Inc
 P.O. Box 116057
 Atlanta, Georgia 30388-8087

10026910 1123205054 4861421586

Check # 2691, Posted 07-13-21, Amount \$149.38

BUCKINGHAM PARK WATER DISTRICT
 P.O. BOX 4224
 230 EASTLAKE DR.
 KELSEYVILLE, CA 95451-9011

7/13/21

PAY TO THE ORDER OF Alpha Analytical Laboratories, Inc \$ 369.00

Three Hundred Sixty Nine and 00/100

MEMO
 Alpha Analytical Laboratories, Inc
 208 Mason Street
 Ukiah, CA 95482

10026890 1123205054 4861421586

Check # 2689, Posted 07-13-21, Amount \$369.00

BUCKINGHAM PARK WATER DISTRICT
 P.O. BOX 4224
 230 EASTLAKE DR.
 KELSEYVILLE, CA 95451-9011

7/13/21

PAY TO THE ORDER OF Karla Kennedy \$ 495.00

Four Hundred Ninety Five and 00/100

MEMO
 Karla Kennedy
 P.O. Box 85
 Lower Lake, CA 95457

10026920 1123205054 4861421586

Check # 2692, Posted 07-13-21, Amount \$495.00

123205054 002609
 4861421586
 BUCKINGHAM PARK WATER DISTRICT

MEMO
 Community First CD
 Frank Park, CA
 PO Box 4531
 07/23/21-06:29:10
 33310033
 DEPOSITED TO THE
 ACCOUNT OF MEMBER
 KENDY PATER
 31281823
 @@@@31281823@@@

BUCKINGHAM PARK WATER DISTRICT

July 31, 2021 Page: 7 of 9

BUCKINGHAM PARK WATER DISTRICT
 PO BOX 3558
 2500 EASTLAKE DR.
 KELSEYVILLE, CA 95451-9031

7/8/2021

FAY TO THE ORDER OF: Kelsey's Lumber \$ **39.61

THIRTY NINE and 61/100

Kelsey's Lumber
 PO Box 370
 Kelseyville, CA 95451

MEMO # BUCPA

15002693 123205054 4861421586

Check # 2693, Posted 07-13-21, Amount \$39.61

BUCKINGHAM PARK WATER DISTRICT
 PO BOX 3558
 2500 EASTLAKE DR.
 KELSEYVILLE, CA 95451-9031

7/8/2021

FAY TO THE ORDER OF: Digital Development, Inc. dba Streamline \$ **100.00

ONE HUNDRED and 00/100

Streamline
 P.O. Box 207561
 Dallas, TX 75220-7561

MEMO

15002696 123205054 4861421586

Check # 2696, Posted 07-13-21, Amount \$100.00

BUCKINGHAM PARK WATER DISTRICT
 PO BOX 3558
 2500 EASTLAKE DR.
 KELSEYVILLE, CA 95451-9031

7/8/2021

FAY TO THE ORDER OF: Owl \$ **47.60

Forty Seven and 60/100

Owl
 PO Box 37600
 Philadelphia, PA 19101-0600

MEMO C624900

15002694 123205054 4861421586

Check # 2694, Posted 07-20-21, Amount \$47.60

BUCKINGHAM PARK WATER DISTRICT
 PO BOX 3558
 2500 EASTLAKE DR.
 KELSEYVILLE, CA 95451-9031

7/8/2021

FAY TO THE ORDER OF: USA Bluebook \$ **320.58

THREE HUNDRED TWENTY and 58/100

USA Bluebook
 P.O. Box 6001
 Geneva, IL 60131

MEMO 560374

15002697 123205054 4861421586

Check # 2697, Posted 07-22-21, Amount \$320.58

BUCKINGHAM PARK WATER DISTRICT
 PO BOX 3558
 2500 EASTLAKE DR.
 KELSEYVILLE, CA 95451-9031

7/8/2021

FAY TO THE ORDER OF: Special District Risk Management Auth. \$ **23,219.10

TWENTY THREE THOUSAND TWO HUNDRED NINETEEN and 10/100

Special District Risk Management Auth.
 11121 Street, Suite 100
 Sacramento, CA 95814-2165

MEMO Member #7831

15002695 123205054 4861421586

Check # 2695, Posted 07-12-21, Amount \$23,219.10

BUCKINGHAM PARK WATER DISTRICT
 PO BOX 3558
 2500 EASTLAKE DR.
 KELSEYVILLE, CA 95451-9031

7/23/2021

FAY TO THE ORDER OF: Ashmush Woodwashed - Petty Cash \$ **157.77

ONE HUNDRED FIFTY Seven and 77/100

Ashmush Woodwashed - Petty Cash

MEMO

15002706 123205054 4861421586

Check # 2706, Posted 07-23-21, Amount \$157.77

BUCKINGHAM PARK WATER DISTRICT
 PO BOX 3558
 2500 EASTLAKE DR.
 KELSEYVILLE, CA 95451-9031

7/23/2021

FAY TO THE ORDER OF: [Illegible]

[Illegible]

[Illegible]

MEMO

15002706 123205054 4861421586

BUCKINGHAM PARK WATER DISTRICT

July 31, 2021 Page: 8 of 9

BUCKINGHAM PARK WATER DISTRICT
 P.O. BOX 4568
 2880 EASTLAKE DR.
 KELSEVILLE, CA 94541-9021

7/27/2021

PAY TO THE ORDER OF Alpha Analytical Laboratories, Inc. \$ 125.00

One Hundred Twenty Five and 00/100 DOLLARS

Alpha Analytical Laboratories, Inc.
 208 Mission Street
 Ukiah, CA 95482

TWO SIGNATURES OVER \$1,000.00

MEMO DUCKPRK

⑆002711⑆ ⑆123205054⑆ 4861421586⑆

Check # 2711, Posted 07-27-21, Amount \$125.00

BUCKINGHAM PARK WATER DISTRICT
 P.O. BOX 4568
 2880 EASTLAKE DR.
 KELSEVILLE, CA 94541-9021

7/26/2021

PAY TO THE ORDER OF Ferguson Enterprises, Inc. \$ 214.88

Two Hundred Fourteen and 88/100 DOLLARS

Ferguson Enterprises Inc.
 P.O. Box 740827
 Los Angeles, CA 90074-0827

TWO SIGNATURES OVER \$1,000.00

MEMO

⑆002711⑆ ⑆123205054⑆ 4861421586⑆

Check # 2714, Posted 07-26-21, Amount \$214.88

⑆123205054⑆ ⑆002711⑆
 4861421586
 BUCKINGHAM PARK WATER DISTRICT

⑆072621⑆ ⑆4874340831⑆ ⑆42458932⑆ 21184063< SBMC 8021

⑆0000045900⑆

⑆02372003⑆

⑆123205054⑆ ⑆002714⑆
 4861421586

⑆072621⑆ ⑆4874340831⑆ ⑆42458932⑆ 21184063< SBMC 8021

⑆0000045900⑆

⑆02372003⑆

BUCKINGHAM PARK WATER DISTRICT
 P.O. BOX 4568
 2880 EASTLAKE DR.
 KELSEVILLE, CA 94541-9021

7/27/2021

PAY TO THE ORDER OF American Water Works Association \$ 459.00

Four Hundred Fifty Nine and 00/100 DOLLARS

American Water Works Association
 P.O. Box 972987
 Dallas, TX 75397-2987

TWO SIGNATURES OVER \$1,000.00

MEMO

⑆002712⑆ ⑆123205054⑆ 4861421586⑆

Check # 2712, Posted 07-27-21, Amount \$459.00

BUCKINGHAM PARK WATER DISTRICT
 P.O. BOX 4568
 2880 EASTLAKE DR.
 KELSEVILLE, CA 94541-9021

7/27/2021

PAY TO THE ORDER OF Karla Kovinsky \$ 330.00

Three Hundred Thirty and 00/100 DOLLARS

Karla Kovinsky
 P.O. Box 65
 Lower Lake, CA 95457

TWO SIGNATURES OVER \$1,000.00

MEMO

⑆002715⑆ ⑆123205054⑆ 4861421586⑆

Check # 2715, Posted 07-27-21, Amount \$330.00

⑆123205054⑆ ⑆002712⑆
 4861421586

⑆072721⑆ ⑆4874340831⑆ ⑆42458932⑆ 21184063< SBMC 8021

⑆0000045900⑆

⑆02372003⑆

⑆123205054⑆ ⑆002715⑆
 4861421586

⑆072721⑆ ⑆4874340831⑆ ⑆42458932⑆ 21184063< SBMC 8021

⑆0000045900⑆

⑆02372003⑆

BUCKINGHAM PARK WATER DISTRICT
 P.O. BOX 4568
 2880 EASTLAKE DR.
 KELSEVILLE, CA 94541-9021

7/28/2021

PAY TO THE ORDER OF Eureka Oxygen Co. \$ 177.52

One Hundred Seventy Seven and 52/100 DOLLARS

Eureka Oxygen Co.
 2810 Jacobs Ave.
 Eureka, CA 95501

TWO SIGNATURES OVER \$1,000.00

MEMO

⑆002713⑆ ⑆123205054⑆ 4861421586⑆

Check # 2713, Posted 07-28-21, Amount \$177.52

BUCKINGHAM PARK WATER DISTRICT
 P.O. BOX 4568
 2880 EASTLAKE DR.
 KELSEVILLE, CA 94541-9021

7/29/2021

PAY TO THE ORDER OF Mediacom \$ 129.95

One Hundred Twenty Nine and 95/100 DOLLARS

Mediacom
 P.O. Box 5744
 Carol Stream, IL 60197-5744

TWO SIGNATURES OVER \$1,000.00

MEMO

⑆002716⑆ ⑆123205054⑆ 4861421586⑆

Check # 2716, Posted 07-29-21, Amount \$129.95

⑆123205054⑆ ⑆002713⑆
 4861421586

⑆072821⑆ ⑆4874340831⑆ ⑆42458932⑆ 21184063< SBMC 8021

⑆0000045900⑆

⑆02372003⑆

⑆123205054⑆ ⑆002716⑆
 4861421586

⑆072921⑆ ⑆4874340831⑆ ⑆42458932⑆ 21184063< SBMC 8021

⑆0000045900⑆

⑆02372003⑆

BUCKINGHAM PARK WATER DISTRICT

July 31, 2021 Page: 9 of 9

BUCKINGHAM PARK WATER DISTRICT
PH (972) 78-4566
2500 EASTLAKE DR.
KELSEYVILLE, CA 94541-9031

7/23/2021

PAY TO THE ORDER OF Handy Home Center/Lumber Co \$ 28.19

Twenty Eight and 19/100

Handy Home Center & Lumber Co
1870 Hoch Santa Street
Urbah, CA 94492

MEMO 501170

⑈002717⑈ ⑆123205054⑆ 4861421586⑆

Check # 2717, Posted 07-27-21, Amount \$28.19

BUCKINGHAM PARK WATER DISTRICT
PH (972) 78-4566
2500 EASTLAKE DR.
KELSEYVILLE, CA 94541-9031

7/23/2021

PAY TO THE ORDER OF Verizon Wireless \$ 96.47

Verizon Wireless
PO Box 650103
Dallas, TX 75265-0108

MEMO 742013550-00081

⑈002721⑈ ⑆123205054⑆ 4861421586⑆

Check # 2721, Posted 07-28-21, Amount \$96.47

⑆123205054⑆ 002717⑆
4861421586⑆
BUCKINGHAM PARK WATER DISTRICT

⑆002717⑆ ⑆123205054⑆ 4861421586⑆

⑆002717⑆ ⑆123205054⑆ 4861421586⑆

⑆002717⑆ ⑆123205054⑆ 4861421586⑆

⑆002717⑆ ⑆123205054⑆ 4861421586⑆

⑆123205054⑆ 002721⑆
4861421586⑆
BUCKINGHAM PARK WATER DISTRICT

⑆002721⑆ ⑆123205054⑆ 4861421586⑆

⑆002721⑆ ⑆123205054⑆ 4861421586⑆

⑆002721⑆ ⑆123205054⑆ 4861421586⑆

⑆002721⑆ ⑆123205054⑆ 4861421586⑆

BUCKINGHAM PARK WATER DISTRICT
PH (972) 78-4566
2500 EASTLAKE DR.
KELSEYVILLE, CA 94541-9031

7/23/2021

PAY TO THE ORDER OF Scot Technology Group \$ 391.45

Three Hundred Ninety One and 45/100

Scot Technology Group
100 Professional Center Drive, Suite 105
Robert Park, CA 94528

MEMO 7276555/Maintenance Agreement

⑈002720⑈ ⑆123205054⑆ 4861421586⑆

Check # 2720, Posted 07-28-21, Amount \$391.45

BUCKINGHAM PARK WATER DISTRICT
PH (972) 78-4566
2500 EASTLAKE DR.
KELSEYVILLE, CA 94541-9031

7/23/2021

PAY TO THE ORDER OF Alan Mitchell \$ 2,452.19

Two Thousand Four Hundred Fifty Two and 19/100

Alan Mitchell
3535 Jefferson Street
Oakdale, CA 95222

MEMO Pay Period 07/04/2021 - 07/17/2021

⑈002722⑈ ⑆123205054⑆ 4861421586⑆

Check # 2722, Posted 07-23-21, Amount \$2,452.19

For Deposit Only - Endorsement Bank
This Scot Technology Group Inc.
To the Account of 0600013743
07/28/2021

MerchantCap >121101955< 1476881000210 07/28/2021

1502200955410

Alan Mitchell

3:45 PM

08/18/21

Buckingham Park Water District
Reconciliation Summary
115 · Umpqua Bank- 1586, Period Ending 07/31/2021

	<u>Jul 31, 21</u>
Beginning Balance	140,469.47
Cleared Transactions	
Checks and Payments - 55 items	-71,022.80
Deposits and Credits - 42 items	73,343.68
Total Cleared Transactions	<u>2,320.88</u>
Cleared Balance	<u><u>142,790.35</u></u>
Uncleared Transactions	
Checks and Payments - 12 items	-14,913.91
Deposits and Credits - 5 items	4,107.00
Total Uncleared Transactions	<u>-10,806.91</u>
Register Balance as of 07/31/2021	<u><u>131,983.44</u></u>
New Transactions	
Checks and Payments - 46 items	-46,432.08
Deposits and Credits - 24 items	33,372.70
Total New Transactions	<u>-13,059.38</u>
Ending Balance	<u><u>118,924.06</u></u>

3:45 PM

08/18/21

Buckingham Park Water District

Reconciliation Detail

115 - Umpqua Bank- 1586, Period Ending 07/31/2021

Type	Date	Num	Name	Clr	Amount	Balance
Beginning Balance						140,469.47
Cleared Transactions						
Checks and Payments - 55 items						
Bill Pmt -Check	04/13/2021	2575	Lori Gonzalez - Rei...	X	-40.60	-40.60
Check	06/21/2021	ACH	PG&E	X	-3,130.03	-3,170.63
Check	06/21/2021	ACH	PG&E	X	-258.23	-3,428.86
Check	06/21/2021	ACH	PG&E	X	-176.60	-3,605.46
Bill Pmt -Check	06/25/2021	2675	PACE ENGINEERING	X	-4,582.50	-8,187.96
Bill Pmt -Check	06/25/2021	2677	US Bank	X	-3,676.30	-11,864.26
Bill Pmt -Check	06/25/2021	2674	Nate's Electric, Inc	X	-2,650.00	-14,514.26
Bill Pmt -Check	06/25/2021	2669	K&R Tree Specialist...	X	-1,400.00	-15,914.26
Bill Pmt -Check	06/25/2021	2670	Karola Kennedy	X	-330.00	-16,244.26
Bill Pmt -Check	06/25/2021	2668	Davis Fabrication & ...	X	-193.22	-16,437.48
Bill Pmt -Check	06/25/2021	2673	Mediacom	X	-129.95	-16,567.43
Bill Pmt -Check	06/25/2021	2667	Alpha Analytical Lab...	X	-124.00	-16,691.43
Bill Pmt -Check	06/25/2021	2676	Streamline	X	-100.00	-16,791.43
Bill Pmt -Check	06/25/2021	2678	Verizon Wireless	X	-77.05	-16,868.48
Bill Pmt -Check	06/25/2021	2672	Lori Gonzalez - Rei...	X	-69.60	-16,938.08
Bill Pmt -Check	06/25/2021	2671	Lake County Waste ...	X	-13.50	-16,951.58
Check	07/02/2021	ACH	Pitney Bowes-Reser...	X	-300.00	-17,251.58
Liability Check	07/05/2021	2686	EDD - Vol. 77653459	X	-10.67	-17,262.25
Bill Pmt -Check	07/08/2021	2695	Special District Risk ...	X	-23,219.10	-40,481.35
Bill Pmt -Check	07/08/2021	2692	Karola Kennedy	X	-495.00	-40,976.35
Bill Pmt -Check	07/08/2021	2689	Alpha Analytical Lab...	X	-369.00	-41,345.35
Bill Pmt -Check	07/08/2021	2697	USA Bluebook	X	-320.58	-41,665.93
Bill Pmt -Check	07/08/2021	2690	AT&T (CALNET3) B...	X	-183.51	-41,849.44
Bill Pmt -Check	07/08/2021	2691	Autozone	X	-149.38	-41,998.82
Bill Pmt -Check	07/08/2021	2696	Streamline	X	-100.00	-42,098.82
Bill Pmt -Check	07/08/2021	2694	Quill	X	-47.60	-42,146.42
Bill Pmt -Check	07/08/2021	2693	Kelseyville Lumber	X	-39.61	-42,186.03
Liability Check	07/09/2021	2688	United States Treas...	X	-2,710.92	-44,896.95
Paycheck	07/09/2021	2684	Alan Mitchell	X	-2,428.52	-47,325.47
Paycheck	07/09/2021	2679	Ahimsah O Wonder...	X	-1,954.65	-49,280.12
Paycheck	07/09/2021	2681	Lori A Gonzalez	X	-1,595.13	-50,875.25
Paycheck	07/09/2021	2685	William A Rae	X	-1,557.86	-52,433.11
Liability Check	07/09/2021	ACH	CALPERS	X	-1,235.64	-53,668.75
Paycheck	07/09/2021	2682	Nakia D Foskett	X	-164.07	-53,832.82
General Journal	07/12/2021	47016	Water Sales	X	-1,000.00	-54,832.82
Check	07/14/2021	ACH	United Healthcare In...	X	-2,883.16	-57,715.98
Check	07/14/2021	ACH	VSP	X	-46.28	-57,762.26
Check	07/20/2021			X	-275.17	-58,037.43
Check	07/21/2021	2706	Ahimsah Wonderwh...	X	-157.77	-58,195.20
Liability Check	07/23/2021	2704	United States Treas...	X	-2,883.92	-61,079.12
Paycheck	07/23/2021	2722	Alan Mitchell	X	-2,452.19	-63,531.31
Paycheck	07/23/2021	2707	Ahimsah O Wonder...	X	-1,911.21	-65,442.52
Paycheck	07/23/2021	2700	Lori A Gonzalez	X	-1,588.68	-67,031.20
Paycheck	07/23/2021	2709	William A Rae	X	-1,495.00	-68,526.20
Bill Pmt -Check	07/23/2021	2712	American Water Wo...	X	-459.00	-68,985.20
Liability Check	07/23/2021	2703	EDD 69811925	X	-413.32	-69,398.52
Bill Pmt -Check	07/23/2021	2720	Scott Technology Gr...	X	-391.45	-69,789.97
Bill Pmt -Check	07/23/2021	2715	Karola Kennedy	X	-330.00	-70,119.97
Bill Pmt -Check	07/23/2021	2714	Ferguson Waterworks	X	-214.88	-70,334.85
Bill Pmt -Check	07/23/2021	2713	Eureka Oxygen Co.	X	-177.52	-70,512.37
Liability Check	07/23/2021	2705	EDD - Vol. 77653459	X	-130.82	-70,643.19
Bill Pmt -Check	07/23/2021	2716	Mediacom	X	-129.95	-70,773.14
Bill Pmt -Check	07/23/2021	2711	Alpha Analytical Lab...	X	-125.00	-70,898.14
Bill Pmt -Check	07/23/2021	2721	Verizon Wireless	X	-96.47	-70,994.61
Bill Pmt -Check	07/23/2021	2717	Mendo Mill Home C...	X	-28.19	-71,022.80
Total Checks and Payments					-71,022.80	-71,022.80
Deposits and Credits - 42 items						
Deposit	06/29/2021			X	120.02	120.02
Deposit	06/30/2021			X	97.42	217.44
Deposit	06/30/2021			X	115.40	332.84
Deposit	07/01/2021			X	200.00	532.84
Deposit	07/01/2021			X	1,511.09	2,043.93
Deposit	07/01/2021			X	2,961.45	5,005.38

3:45 PM

08/18/21

Buckingham Park Water District

Reconciliation Detail

115 · Umpqua Bank- 1586, Period Ending 07/31/2021

Type	Date	Num	Name	Clr	Amount	Balance
Deposit	07/02/2021			X	30.00	5,035.38
Deposit	07/05/2021			X	157.03	5,192.41
Deposit	07/05/2021			X	2,127.63	7,320.04
Deposit	07/07/2021			X	2,156.33	9,476.37
Paycheck	07/09/2021	2680	Alan Mitchell	X	0.00	9,476.37
Paycheck	07/09/2021	2683	William A Rae	X	0.00	9,476.37
Deposit	07/09/2021			X	7.00	9,483.37
Deposit	07/09/2021			X	4,398.86	13,882.23
Payment	07/12/2021	79867...	Pamela Tierney	X	104.16	13,986.39
Deposit	07/12/2021			X	209.31	14,195.70
Deposit	07/12/2021			X	249.05	14,444.75
Deposit	07/12/2021			X	400.00	14,844.75
Deposit	07/12/2021			X	5,076.12	19,920.87
Deposit	07/13/2021			X	2,488.46	22,409.33
Deposit	07/14/2021			X	3,388.90	25,798.23
Deposit	07/15/2021			X	113.54	25,911.77
Deposit	07/15/2021			X	150.00	26,061.77
Deposit	07/15/2021			X	2,522.53	28,584.30
Deposit	07/16/2021			X	8.00	28,592.30
Deposit	07/16/2021			X	9.00	28,601.30
Deposit	07/16/2021			X	237.95	28,839.25
Deposit	07/19/2021			X	7,009.55	35,848.80
Deposit	07/21/2021			X	220.00	36,068.80
Deposit	07/21/2021			X	1,106.31	37,175.11
Deposit	07/22/2021			X	121.22	37,296.33
Deposit	07/23/2021			X	100.00	37,396.33
Deposit	07/23/2021			X	110.00	37,506.33
Deposit	07/23/2021			X	200.00	37,706.33
Deposit	07/23/2021			X	2,361.16	40,067.49
Deposit	07/23/2021			X	21,832.76	61,900.25
Deposit	07/26/2021			X	210.14	62,110.39
Deposit	07/26/2021			X	3,978.34	66,088.73
Deposit	07/27/2021			X	220.37	66,309.10
Deposit	07/27/2021			X	1,263.92	67,573.02
Deposit	07/29/2021			X	2,055.60	69,628.62
Deposit	07/30/2021			X	3,715.06	73,343.68
Total Deposits and Credits					73,343.68	73,343.68
Total Cleared Transactions					2,320.88	2,320.88
Cleared Balance					2,320.88	142,790.35
Uncleared Transactions						
Checks and Payments - 12 items						
Check	10/25/2018	1165	John & Betty Glenn		-87.99	-87.99
General Journal	12/10/2019	47005	Coughlan Napa CP...		-3,500.00	-3,587.99
General Journal	03/16/2020	47006	Verizon Wireless		-68.60	-3,656.59
General Journal	05/20/2020	47007			-239.52	-3,896.11
Transfer	06/28/2021				-375.95	-4,272.06
Bill Pmt -Check	07/23/2021	2718	PACE ENGINEERING		-4,500.75	-8,772.81
Liability Check	07/23/2021	ach	CALPERS		-1,271.36	-10,044.17
Check	07/23/2021	2723	Lake County Public ...		-220.00	-10,264.17
Bill Pmt -Check	07/23/2021	2719	Quill		-107.80	-10,371.97
Check	07/27/2021	ACH	PG&E		-3,979.10	-14,351.07
Check	07/27/2021	ach	PG&E		-292.91	-14,643.98
Check	07/27/2021	ACH	PG&E		-269.93	-14,913.91
Total Checks and Payments					-14,913.91	-14,913.91
Deposits and Credits - 5 items						
General Journal	06/21/2021	47006R	Verizon Wireless		68.60	68.60
General Journal	06/21/2021	47007R			239.52	308.12
General Journal	06/21/2021	47005R	Coughlan Napa CP...		3,500.00	3,808.12
Deposit	07/30/2021				115.89	3,924.01
Deposit	07/30/2021				182.99	4,107.00
Total Deposits and Credits					4,107.00	4,107.00

3:45 PM

08/18/21

Buckingham Park Water District

Reconciliation Detail

115 - Umpqua Bank- 1586, Period Ending 07/31/2021

Type	Date	Num	Name	Clr	Amount	Balance
Total Uncleared Transactions					-10,806.91	-10,806.91
Register Balance as of 07/31/2021					-8,486.03	131,983.44
New Transactions						
Checks and Payments - 46 items						
Check	08/02/2021	ACH	Pitney Bowes-Reser...		-300.00	-300.00
Transfer	08/04/2021				-375.95	-675.95
Check	08/04/2021	2743	Lake County Depart...		-220.00	-895.95
Bill Pmt -Check	08/06/2021	2734	Stroub Thompson N...		-9,750.00	-10,645.95
Liability Check	08/06/2021	2741	United States Treas...		-2,818.52	-13,464.47
Paycheck	08/06/2021	2725	Alan Mitchell		-2,393.40	-15,857.87
Bill Pmt -Check	08/06/2021	2736	Thatcher Company, ...		-2,156.86	-18,014.73
Paycheck	08/06/2021	2724	Ahimsah O Wonder...		-1,976.36	-19,991.09
Bill Pmt -Check	08/06/2021	2735	Terri Lujan		-1,700.00	-21,691.09
Paycheck	08/06/2021	2726	Lori A Gonzalez		-1,562.85	-23,253.94
Paycheck	08/06/2021	2728	William A Rae		-1,530.07	-24,784.01
Liability Check	08/06/2021	ACH	CALPERS		-1,252.97	-26,036.98
Bill Pmt -Check	08/06/2021	2729	Alpha Analytical Lab...		-640.00	-26,676.98
Liability Check	08/06/2021	2740	EDD 69811925		-412.49	-27,089.47
Bill Pmt -Check	08/06/2021	2730	AT&T (CALNET3) B...		-180.26	-27,269.73
Bill Pmt -Check	08/06/2021	2732	High Country Security		-168.58	-27,438.31
Paycheck	08/06/2021	2727	Nakia D Foskett		-164.07	-27,602.38
Bill Pmt -Check	08/06/2021	2737	USA North 811		-150.00	-27,752.38
Liability Check	08/06/2021	2742	EDD - Vol. 77653459		-127.03	-27,879.41
Bill Pmt -Check	08/06/2021	2733	Streamline		-100.00	-27,979.41
Bill Pmt -Check	08/06/2021	2731	California Extermina...		-84.00	-28,063.41
Bill Pmt -Check	08/06/2021	2738	Wine Country Water...		-30.00	-28,093.41
Liability Check	08/20/2021	2750	United States Treas...		-2,853.46	-30,946.87
Paycheck	08/20/2021	2745	Alan Mitchell		-2,390.37	-33,337.24
Paycheck	08/20/2021	2744	Ahimsah O Wonder...		-1,926.02	-35,263.26
Bill Pmt -Check	08/20/2021	2765	US Bank		-1,571.74	-36,835.00
Paycheck	08/20/2021	2746	Lori A Gonzalez		-1,569.30	-38,404.30
Paycheck	08/20/2021	2747	William A Rae		-1,475.52	-39,879.82
Liability Check	08/20/2021	ACH	CALPERS		-1,261.92	-41,141.74
Bill Pmt -Check	08/20/2021	2752	Alpha Analytical Lab...		-1,154.00	-42,295.74
Bill Pmt -Check	08/20/2021	2764	Terri Lujan		-1,000.00	-43,295.74
Bill Pmt -Check	08/20/2021	2761	NTU Technologies, I...		-728.00	-44,023.74
Liability Check	08/20/2021	2749	EDD 69811925		-427.08	-44,450.82
Bill Pmt -Check	08/20/2021	2763	Scott Technology Gr...		-391.45	-44,842.27
Bill Pmt -Check	08/20/2021	2757	Karola Kennedy		-330.00	-45,172.27
Bill Pmt -Check	08/20/2021	2754	Clearlake Lava, Inc		-273.49	-45,445.76
Bill Pmt -Check	08/20/2021	2756	High Country Security		-188.76	-45,634.52
Bill Pmt -Check	08/20/2021	2755	County Of Lake Dep...		-130.36	-45,764.88
Bill Pmt -Check	08/20/2021	2759	Mediacom		-129.95	-45,894.83
Liability Check	08/20/2021	2751	EDD - Vol. 77653459		-129.51	-46,024.34
Bill Pmt -Check	08/20/2021	2766	USA Bluebook		-109.37	-46,133.71
Bill Pmt -Check	08/20/2021	2762	Quill		-107.23	-46,240.94
Bill Pmt -Check	08/20/2021	2767	Verizon Wireless		-75.48	-46,316.42
Bill Pmt -Check	08/20/2021	2760	Mendo Mill Home C...		-61.97	-46,378.39
Bill Pmt -Check	08/20/2021	2753	Capital One Trade C...		-39.99	-46,418.38
Bill Pmt -Check	08/20/2021	2758	Lake County Waste ...		-13.70	-46,432.08
Total Checks and Payments					-46,432.08	-46,432.08
Deposits and Credits - 24 items						
Deposit	08/02/2021				114.18	114.18
Deposit	08/02/2021				220.00	334.18
Deposit	08/02/2021				647.98	982.16
Deposit	08/03/2021				547.30	1,529.46
Deposit	08/04/2021				227.66	1,757.12
Deposit	08/04/2021				227.87	1,984.99
Deposit	08/04/2021				247.17	2,232.16
Deposit	08/04/2021				544.94	2,777.10
Deposit	08/05/2021				101.00	2,878.10
Deposit	08/06/2021				3,334.60	6,212.70
Deposit	08/09/2021				214.20	6,426.90
Deposit	08/09/2021				4,719.77	11,146.67
Deposit	08/10/2021				3,854.90	15,001.57

3:45 PM

08/18/21

**Buckingham Park Water District
Reconciliation Detail**

115 · Umpqua Bank- 1586, Period Ending 07/31/2021

<u>Type</u>	<u>Date</u>	<u>Num</u>	<u>Name</u>	<u>Clr</u>	<u>Amount</u>	<u>Balance</u>
Deposit	08/11/2021				2,491.31	17,492.88
Deposit	08/12/2021				115.00	17,607.88
Deposit	08/12/2021				2,766.76	20,374.64
Deposit	08/13/2021				3,972.87	24,347.51
Deposit	08/16/2021				119.07	24,466.58
Deposit	08/16/2021				5,121.78	29,588.36
Deposit	08/17/2021				3,000.47	32,588.83
Deposit	08/18/2021				30.00	32,618.83
Payment	08/18/2021		Phos Chek Cash Sale		104.16	32,722.99
Deposit	08/18/2021				105.00	32,827.99
Deposit	08/18/2021				544.71	33,372.70
Total Deposits and Credits					33,372.70	33,372.70
Total New Transactions					-13,059.38	-13,059.38
Ending Balance					-21,545.41	118,924.06



July 31, 2021 Page: 1 of 2

Customer Service:
1-866-486-7782

BUCKINGHAM PARK WATER DISTRICT
U S D A LOAN
2880 EASTLAKE DR
KELSEYVILLE CA 95451-9031

Last statement: June 30, 2021
This statement: July 31, 2021

Account service fees for account research, check cashing, cashier's and counter checks, foreign currency exchange, returned deposit items, statement copies, verification of deposit, and wire trace or amendment will change on 09/01/2021. For more information, visit: Umpquabank.com/globalassets/media/documents/Umpqua_bank_other_account_services.pdf

PUBLIC FUNDS ANALYZED CHECKING

Account number	4864976156	Beginning balance	\$58,861.80
Low balance	\$27,504.56	Deposits/Additions	\$0.00
Average balance	\$41,669.58	Withdrawals/Subtractions	\$31,357.24
Interest earned	\$0.00	Ending balance	\$27,504.56

ACH and Electronic Payments/Subtractions

<u>Date</u>	<u>Description</u>	<u>Subtractions</u>
07-15	ACH Debit Usda Rd Dcfo Payment 0000 20210715	31,334.37
Total ACH and Electronic Payments/Subtractions		\$31,334.37 =

*Interest 11,665.63
Principal 19,668.74*

Other Withdrawals/Subtractions

<u>Date</u>	<u>Description</u>	<u>Subtractions</u>
07-20	Maintenance Fee Analysis Activity For 06/21	22.87
Total Other Withdrawals/Subtractions		\$22.87

Daily Balances

<u>Date</u>	<u>Amount</u>	<u>Date</u>	<u>Amount</u>	<u>Date</u>	<u>Amount</u>
06-30	58,861.80	07-15	27,527.43	07-20	27,504.56
				07-31	27,504.56

BUCKINGHAM PARK WATER DISTRICT

July 31, 2021 Page: 2 of 2

Overdraft Fee Summary

	Total For This Period	Total Year-to-Date
Total Overdraft Fees	\$0.00	\$0.00
Total Returned Item Fees	\$0.00	\$0.00

Checks

(* Skip in check sequence, R-Check has been returned, + Electronified check))

Total Checks paid: 0 for **-\$0.00**

3:47 PM

08/18/21

Buckingham Park Water District
Reconciliation Summary
125 · Umpqua Bank - 6156 (USDA pmnts), Period Ending 07/31/2021

	<u>Jul 31, 21</u>
Beginning Balance	58,861.80
Cleared Transactions	
Checks and Payments - 2 items	<u>-31,357.24</u>
Total Cleared Transactions	<u>-31,357.24</u>
Cleared Balance	<u>27,504.56</u>
Register Balance as of 07/31/2021	27,504.56
New Transactions	
Deposits and Credits - 1 item	<u>375.95</u>
Total New Transactions	<u>375.95</u>
Ending Balance	<u><u>27,880.51</u></u>

3:47 PM

08/18/21

**Buckingham Park Water District
Reconciliation Detail**

125 · Umpqua Bank - 6156 (USDA pmnts), Period Ending 07/31/2021

Type	Date	Num	Name	Clr	Amount	Balance
Beginning Balance						58,861.80
Cleared Transactions						
Checks and Payments - 2 items						
Check	07/15/2021	ach	USDA Rural Dev	X	-31,334.37	-31,334.37
Check	07/20/2021			X	-22.87	-31,357.24
Total Checks and Payments					-31,357.24	-31,357.24
Total Cleared Transactions					-31,357.24	-31,357.24
Cleared Balance					-31,357.24	27,504.56
Register Balance as of 07/31/2021					-31,357.24	27,504.56
New Transactions						
Deposits and Credits - 1 item						
Transfer	08/04/2021				375.95	375.95
Total Deposits and Credits					375.95	375.95
Total New Transactions					375.95	375.95
Ending Balance					-30,981.29	27,880.51

8/2/2021

LAIF Regular Monthly Statement

California State Treasurer
Fiona Ma, CPA



Local Agency Investment Fund
P.O. Box 942809
Sacramento, CA 94209-0001
(916) 653-3001

August 02, 2021

[LAIF Home](#)
[PMIA Average Monthly Yields](#)

BUCKINGHAM PARK WATER DISTRICT

OFFICE MANAGER
2880 EASTLAKE DRIVE
KELSEYVILLE, CA 95451

[Tran Type Definitions](#)

Account Number: 90-17-003

July 2021 Statement

Effective Date	Transaction Date	Tran Type	Confirm Number	Web Confirm Number	Authorized Caller	Amount
7/15/2021	7/14/2021	QRD	1680247	N/A	SYSTEM	790.92

Account Summary

Total Deposit:	790.92	Beginning Balance:	968,708.09
Total Withdrawal:	0.00	Ending Balance:	969,499.01

3:48 PM

08/18/21

Buckingham Park Water District
Reconciliation Summary
120 · LAIF, Period Ending 07/31/2021

	<u>Jul 31, 21</u>
Beginning Balance	968,708.09
Cleared Transactions	
Deposits and Credits - 1 item	<u>790.92</u>
Total Cleared Transactions	<u>790.92</u>
Cleared Balance	<u><u>969,499.01</u></u>
Register Balance as of 07/31/2021	969,499.01
Ending Balance	969,499.01

3:48 PM

08/18/21

Buckingham Park Water District
Reconciliation Detail
 120 · LAIF, Period Ending 07/31/2021

Type	Date	Num	Name	Clr	Amount	Balance
Beginning Balance						968,708.09
Cleared Transactions						
Deposits and Credits - 1 item						
Deposit	07/14/2021			X	790.92	790.92
Total Deposits and Credits					790.92	790.92
Total Cleared Transactions					790.92	790.92
Cleared Balance					790.92	969,499.01
Register Balance as of 07/31/2021					790.92	969,499.01
Ending Balance					<u>790.92</u>	<u>969,499.01</u>

BUCKINGHAM PARK WATER DISTRICT

INTERNAL CONTROLS

COMPLIANCE REVIEW: PETTY CASH

JULY 2021

Date	Receipt Amount	Log	QB	Notes
7/6/21	\$50.00	x	x	gas @ ford

Was petty cash hand reconciled during reporting Month? yes

Date(s) of Petty Cash hand reconciliation: 7/21/21
8/3/21

VARIANCES: 0

Notes to Variances: n/a

Nakia Sackett 8/17/2021

Verifying Signature

Date

WR 7/6/21
GAS FOR RANGER
91.936MI

RIVIERA FOODS
9730 STATE HWY 281 KELSEYVILLE CA
(707) 277-7601

0001 01 01999563 07/06/21 11:52am 151 JULIE
GAS \$50.00

SUBTOTAL \$50.00
TOTAL \$50.00

CASH \$50.00 ✓
CHANGE \$0.00

OF ITEMS: 1

11.907 GAL @ \$4.199/GAL

UMPQUA BANK
(1-866-488-7782)

2706

96-505/1232
50111
CHECK ARMOR

BUCKINGHAM PARK WATER DISTRICT
PH (707)279-8568
2880 EASTLAKE DR.
KELSEYVILLE, CA 95451-9031

7/21/2021

PAY TO THE ORDER OF Ahimsah Wonderwheel - Petty Cash

\$ **157.77 ✓

One Hundred Fifty-Seven and 77/100 ***** DOLLARS

TWO SIGNATURES OVER \$3,000.00



AUTHORIZED SIGNATURE

MEMO

⑈002706⑈ ⑆123205054⑆ 4861421586⑈

BUCKINGHAM PARK WATER DISTRICT

2706

Ahimsah Wonderwheel - Petty Cash
130 · Petty Cash

7/21/2021

157.77

Umpqua Bank- 1586

157.77

BUCKINGHAM PARK WATER DISTRICT

2706

Ahimsah Wonderwheel - Petty Cash
130 · Petty Cash

7/21/2021

157.77

Umpqua Bank- 1586

157.77 *KS*

PETTY CASH RECONCILIATION

DATE: 7/21/21

\$0.01	<u>.13</u>		
\$0.05	<u>.35</u>		
\$0.10	<u>1.00</u>		0.00G +
\$0.25	<u>4.75</u>		0.13 +
\$1.00	<u>6.00</u>		0.35 +
\$5.00	<u>20.00</u>		1.00 +
\$10.00	<u>10.00</u>		4.75 +
\$20.00	<u> </u>		6.00 +
\$50.00	<u> </u>		20.00 +
\$100.00	<u> </u>		10.00 +
Total Cash	<u>42.23</u>		42.23G ✓
			0.00G +
			200.00 +
			42.23 -
			157.77G ✓

Reconciled By:  Date 7/21/21

Verified By:  Date 7/21/21

8:58 AM

07/21/21

Accrual Basis


**Buckingham Park Water District
Account QuickReport
As of July 21, 2021**


Type	Date	Num	Name	Memo	Split	Amount	Balance
130 · Petty Cash							92.23
Check	07/06/2021		Braitto's Riviera Foods		541.60 · Mileag...	-50.00	42.23
Total 130 · Petty Cash						-50.00	42.23
TOTAL						-50.00	42.23

PETTY CASH RECONCILIATION

DATE: 8/3/21

\$0.01	<u>.15</u>	(Attach tape here)	
\$0.05	<u>.35</u>		0.00G+
\$0.10	<u>1.00</u>		0.15 +
\$0.25	<u>5.50</u>		0.35 +
\$1.00	<u>8.00</u>		1.00 +
\$5.00	<u>25⁰⁰</u>		5.50 +
\$10.00	<u>60⁰⁰</u>		8.00 +
\$20.00	<u>100⁰⁰</u>		25.00 +
\$50.00			60.00 +
\$100.00			100.00 +
Total Cash	<u>200-</u>		200.00G+

Reconciled By:  / 8/3/21
Date

Verified By:  / 8/3/21
Date

9:52 AM

08/03/21

Accrual Basis

Buckingham Park Water District
Account QuickReport
 As of July 31, 2021

Type	Date	Num	Name	Memo	Split	Amount	Balance
130 · Petty Cash							92.23
Check	07/06/2021		Brait's Riviera Foods		541.60 · Mileag...	-50.00 ✓	42.23
Check	07/21/2021	2706	Ahimsah Wonderwhe...		115 · Umpqua B...	157.77 ✓	200.00
Total 130 · Petty Cash						107.77	200.00
TOTAL						107.77	200.00

3:50 PM

08/18/21

Buckingham Park Water District
Reconciliation Summary
130 · Petty Cash, Period Ending 08/03/2021

	<u>Aug 3, 21</u>
Beginning Balance	92.23
Cleared Transactions	
Checks and Payments - 1 item	-50.00
Deposits and Credits - 1 item	<u>157.77</u>
Total Cleared Transactions	<u>107.77</u>
Cleared Balance	<u>200.00</u>
Register Balance as of 08/03/2021	200.00
New Transactions	
Checks and Payments - 2 items	<u>-100.00</u>
Total New Transactions	<u>-100.00</u>
Ending Balance	<u><u>100.00</u></u>

3:50 PM

08/18/21

Buckingham Park Water District
Reconciliation Detail
130 - Petty Cash, Period Ending 08/03/2021

Type	Date	Num	Name	Clr	Amount	Balance
Beginning Balance						92.23
Cleared Transactions						
Checks and Payments - 1 item						
Check	07/06/2021		Braitto's Riviera Foods	X	-50.00	-50.00
Total Checks and Payments					-50.00	-50.00
Deposits and Credits - 1 item						
Check	07/21/2021	2706	Ahimsah Wonderwh...	X	157.77	157.77
Total Deposits and Credits					157.77	157.77
Total Cleared Transactions					107.77	107.77
Cleared Balance					107.77	200.00
Register Balance as of 08/03/2021					107.77	200.00
New Transactions						
Checks and Payments - 2 items						
Check	08/04/2021		Braitto's Riviera Foods		-50.00	-50.00
Check	08/18/2021		Braitto's Riviera Foods		-50.00	-100.00
Total Checks and Payments					-100.00	-100.00
Total New Transactions					-100.00	-100.00
Ending Balance					7.77	100.00

Buckingham Park Water District

POLICY HANDBOOK

POLICY TITLE: Jury Duty

POLICY NUMBER: 2565

2565.1 This policy shall apply to probationary and regular employees in all classifications.

2565.2 An employee summoned for jury duty will immediately notify the General Manager.

2565.3 While serving on a jury, an employee will be given a paid leave of absence for the duration of said jury duty. Said leave of absent is conditional upon the employee returning to work upon dismissal each day to complete his/her remaining normal workday. It is also conditional upon the employee's conveyance to the District of any compensation received as a juror, not including any travel allowance received. At the discretion of the General Manager proof of attendance of jury service may be required by the employee.

Buckingham Park Water District


POLICY

POLICY TITLE: Covid-19 Mask Policy

POLICY NUMBER: 3016

- 3016.1** This policy shall apply to customer's and regular employees of Buckingham Park Water District.
- 3016.2** Beginning August 24, 2021, all employees, visitors, vendors and customers are required to wear a mask or face covering upon entering and remaining within Buckingham Park Water District office. The mask or face covering must cover the nose, mouth and chin.
- 3016.3** This policy will be implemented and enforced in "good faith" to primarily educate people on masks and face coverings and promote their use in enclosed public spaces.
- 3016.3.1** Signs about the requirement to wear masks or face coverings shall be posted at all public entrances.
- 3016.3.2** Persons entering or remaining without a mask or face covering will be given a verbal reminder of the policy's masking requirement.
- 3016.3.3** Employees will be trained on the policy, including where and how to properly wear a mask or face covering, and how to help and respond to customers who do not have a mask or face covering.
- 3016.3.4** A copy of this policy will be made available on request to a public health inspector.
- 3016.4** This Policy will be updated to follow the CDPH guidance as they change.

When Do You Need Your Mask in California?



MASKS ARE RECOMMENDED for everyone in indoor public places

Due to rising COVID-19 cases and hospitalizations, California recommends everyone wear masks in indoor public places (such as grocery stores and movie theaters) regardless of vaccination status.

MASKS ARE REQUIRED for everyone who is not fully vaccinated in indoor public places

People who are not fully vaccinated¹ must wear masks in all indoor public places (such as grocery stores and movie theaters) and should wear masks in outdoor crowded settings when a region is experiencing high COVID transmission.



MASKS ARE REQUIRED for everyone in specific places like hospitals and public transit

Everyone must wear a mask on public transit (airports, planes, trains, buses, stations) and in healthcare settings, K-12 schools and childcare settings, correctional facilities, cooling centers, and shelters.

BUSINESSES MAY ASK you to wear a mask or show vaccination status

Businesses and event venues may require customers to wear masks or show vaccine status.

MORE RESTRICTIVE LOCAL RULES may apply

Check to see if your county has more restrictive rules based on local conditions.

YOU CAN'T BE DENIED SERVICE for choosing to wear a mask

No business or venue may deny service to a person who chooses to wear a mask.

SOME EXEMPTIONS APPLY

Children under age 2 and people with certain medical conditions are not required to wear a mask.

REDUCE YOUR RISK

COVID-19 spreads more easily in indoor, closed spaces with poor airflow and in crowded places where people are close together or talking. Masks provide protection in these situations.

CHOOSE THE RIGHT MASK

Choose a mask that fits snugly over your mouth and nose and choose a mask made with two or more layers of fabric. Read more about how to [get the most out of masking](#) and see California's [masking guidance](#). An N95 respirator, that you wear for poor air quality from wildfires, provides the highest level of personal protection.

¹Someone is considered fully vaccinated two weeks or more after their second dose of Pfizer/Moderna or two weeks after receiving the single dose J&J vaccine.

Scan the QR code to see interactive links on this flyer





TOMÁS J. ARAGÓN, M.D., Dr.P.H.
State Public Health Officer & Director

State of California—Health and Human Services Agency
California Department of Public Health



GAVIN NEWSOM
Governor

July 28, 2021

TO: All Californians

SUBJECT: Guidance for the Use of Face Coverings



Note: This guidance is effective July 28, 2021 and supersedes all prior face coverings guidance.

Related Materials: [Face Coverings Q&A](#) | [Face Coverings Fact Sheet \(PDF\)](#) | [Face Mask Tips and Resources](#) | [Face Shields Q&A \(PDF\)](#) | [Safe Schools for All Hub](#) | [More Home & Community Guidance](#) | [All Guidance](#) | [More Languages](#)

Updates as of July 28, 2021:

- Adds recommendation for universal masking indoors statewide
- Adds Adult and Senior Care Facilities to settings where all individuals must wear masks indoors
- References new requirements for unvaccinated workers in the State Health Officer July 26 Order

Guidance For the Use of Masks

Background

The COVID-19 vaccines are effective in preventing serious disease. Unvaccinated persons are more likely to get infected and spread the virus which is transmitted through the air and concentrates indoors. About 15% of our population remains without the option for vaccination (children under 12 years old are not yet eligible) and risk for COVID-19 exposure and infection will remain until we reach full community immunity.

The purpose of this guidance is to provide information about higher risk settings where masks are required or recommended to prevent transmission to persons with higher risk of infection (e.g., unvaccinated or immunocompromised persons), to persons with prolonged, cumulative exposures (e.g., workers), or to persons whose vaccination status is unknown. When people who are not fully vaccinated wear a mask correctly, they protect others as well as themselves. Consistent and correct mask use by people who are not fully vaccinated is especially important indoors.

With the emergence of the more contagious Delta variant in California which now accounts for over 80% of cases sequenced, cases and hospitalizations of COVID-19 are rising throughout the state, especially amongst those that remain unvaccinated.

Despite ongoing outreach and improving COVID-19 vaccine access, as of July 27, 2021, a significant proportion of Californians throughout the state are not yet fully vaccinated. The Delta variant is two times as contagious than early COVID-19 variants, leading to increasing infections.

In California, unvaccinated persons continue to be required to wear masks in all indoor public settings. This guidance is an update, in light of review of the most recent CDC recommendations. To achieve universal masking in indoor public settings, we are recommending that fully vaccinated people also mask in indoor public settings across California. This adds an extra precautionary measure for all to reduce the transmission of COVID-19, especially in communities currently seeing the highest transmission rates. Local health jurisdictions may be more restrictive than this guidance.

In California, fully vaccinated people might choose to wear a mask in indoor non-public settings, particularly if they are immunocompromised or at increased risk for severe disease from COVID-19, or if they have someone in their household who is immunocompromised, at increased risk of severe disease, not fully vaccinated, or not yet eligible for vaccination.

In workplaces, employers are subject to the Cal/OSHA COVID-19 Emergency Temporary Standards (ETS) or in some workplaces the Cal/OSHA

Aerosol Transmissible Diseases (ATD) Standard and should consult those regulations for additional applicable requirements.

Masking Requirements

Masks are **required for all individuals** in the following indoor settings, regardless of vaccination status:

- On public transit^[1] (examples: airplanes, ships, ferries, trains, subways, buses, taxis, and ride-shares) and in transportation hubs (examples: airport, bus terminal, marina, train station, seaport or other port, subway station, or any other area that provides transportation)
- **Indoors** in K-12 schools^[2], childcare^[3]
- Emergency shelters^[4] and cooling centers^[5]

Masks are **required for all individuals**, in the following indoor settings, regardless of vaccination status (and surgical masks are recommended):

- Healthcare settings^[6]
- State and local correctional facilities and detention centers^[7]
- Homeless shelters^[8]
- Long Term Care Settings^[9] & Adult and Senior Care Facilities^[10]

Additionally, masks are **required* for unvaccinated individuals** in indoor public settings and businesses (examples: retail, restaurants, theaters, family entertainment centers, meetings, state and local government offices serving the public).

See State Health Officer Order, issued on July 26, 2021, for a full list of high-risk congregate and other healthcare settings where surgical masks are required for unvaccinated workers, and recommendations for respirator use for unvaccinated workers in healthcare and long-term care facilities in situations or settings not covered by Cal OSHA ETS or ATD.

For additional information on types of masks, the most effective masks, and ensuring a well-fitted mask, individuals should refer to CDPH Get the Most out of Masking and see CDPH Masking Guidance Frequently Asked Questions for more information.

*Guidance for Businesses, Venue Operators or Hosts

In settings where masks are required only for unvaccinated individuals, businesses, venue operators or hosts may choose to:

- Provide information to all patrons, guests and attendees regarding vaccination requirements and allow vaccinated individuals to self-attest that they are in compliance prior to entry.
- Implement vaccine verification to determine whether individuals are required to wear a mask.
- Require all patrons to wear masks.

No person can be prevented from wearing a mask as a condition of participation in an activity or entry into a business.

Exemptions to masks requirements

The following **individuals** are exempt from wearing masks at all times:

- Persons younger than two years old. Very young children must not wear a mask because of the risk of suffocation.
- Persons with a medical condition, mental health condition, or disability that prevents wearing a mask. This includes persons with a medical condition for whom wearing a mask could obstruct breathing or who are unconscious, incapacitated, or otherwise unable to remove a mask without assistance.
- Persons who are hearing impaired, or communicating with a person who is hearing impaired, where the ability to see the mouth is essential for communication.
- Persons for whom wearing a mask would create a risk to the person related to their work, as determined by local, state, or federal regulators or workplace safety guidelines.

[1] CDC Requirement for Face Masks on Public Transportation Conveyances and at Transportation Hubs


[2] Interim Public Health Recommendations for Fully Vaccinated People

[3] CDC Guidance for Operating Child Care Programs during COVID-19

- [4] CDC Interim Guidance for General Population Disaster Shelters During the COVID-19 Pandemic
- [5] CDC Interim Guidance to Reduce the Risk of Introducing and Transmitting SARS COV-2 in Cooling Centers
- [6] Healthcare settings includes all settings in Categories A and C of State Health Officer Order, including Residential Substance Use Disorder and Mental Health Facilities, issued on July 26, 2021
 - See: CDC Updated Healthcare Infection Prevention and Control Recommendations in Response to COVID-19 Vaccination
- [7] CDC Interim Guidance on Management of Coronavirus Disease 2019 (COVID-19) in Correctional and Detention Facilities
- [8] CDC's Interim Guidance for Homeless Service Providers to Plan and Respond to Coronavirus Disease 2019 (COVID-19)
- [9] Refer to State Health Officer Order, issued on July 26, 2021 for definition
- [10] CDC Interim Infection Prevention and Control Recommendations to Prevent SARS-CoV-2 Spread in Nursing Homes

California Department of Public Health
PO Box, 997377, MS 0500, Sacramento, CA 95899-7377
Department Website (cdph.ca.gov)





Estimate

2108-1013-0293
2021-08-10

MJ Concrete Repair LLC DBA Poly Pros.
2100 Standiford Ave
Ste E12 #272
Modesto CA 95350
MJConcreterepair@gmail.com
(209)589-8717 License #-107-5997

Buckingham Park Water District - Ahimsah Wonderwheel
2880 Eastlake Dr
Kelseyville Ca 95451
gm@buckinghamparkwater.com
707-279-8568

2880 Eastlake Dr, Kelseyville, Ca, 95451

Description	Unit Price	Quantity	Total
<u>Poly foam plus labor</u> Will use polyurethane foam to eliminate large void under concrete slab that measures roughly 5x8 by 2 feet tall. Estimate includes the following: up to 500 lbs pounds of foam which compacted would fill up about twenty 30 gallon garbage bags full of foam. Would also like to extend concrete wall to extend to the bottom of the open slab as shown on picture using concrete. Estimate also includes all labor and materials. Main goal for this project is to void fill and stabilize area to extend life of concrete. 5 year warranty included in this estimate.	\$6,500.00	1.00	\$6,500.00
<u>Payment schedule</u> Payment is due in full upon completion of job. We accept cash, check, and all major credit cards. We will charge a 3% transaction fee on all credit card payments.	\$0.00	1.00	\$0.00

Large Void under concrete Total \$6,500.00

Invoicing & Payment. Invoice will be issued to Client upon completion of the Work. Client shall pay invoice upon completion of project. Client shall also pay a late charge of 1-1/2% per month on all balances unpaid 30 days after the invoice date. WE WILL ADD A 3% TRANSACTION FEE TO ALL CREDIT CARD PAYMENTS

****ACCEPTANCE OF PROPOSAL SUBJECT TO ALL TERMS AND CONDITIONS.**

I have read and agree to all above prices, specifications, terms and conditions and hereby accept this proposal. All discounts and guarantees are void if bill not paid within 10 days. I understand that payment is due upon completion. Failure to pay as and when required by this contract will void all guarantees contained herein, and lien and or collection proceedings may begin.

Signature: _____ Date _____

Invoices will be sent via email unless request has been made or no email has been provided.

Central Valley Concrete Lifting DBA Poly Pros is authorized to do the work specified. A \$100 fee will be applied if a 24 hour cancellation notice is not provided or crew is turned away.

SUMMARY OF TERMS AND CONDITIONS
1. **COMPENSATION.** Poly Pros is providing an estimate. Client shall pay as set forth above. Price is subject to change, with customer's approval if the void under the slab is greater than anticipated.
2. **INVOICING & PAYMENT.** Poly Pros shall invoice Client upon completion of the Work. Client shall pay invoice in full upon completion of job. If payment not received within 10 days of completion of job Poly Pros refers your account to a third party for collection. Poly Pros will charge all costs associated with non-payment, including but not limited to, accumulated late fees, return, return check fees (\$35.00), insufficient fees, collection agency fees, and court and attorney costs. Poly Pros will try in every attempt to collect in house, but if all attempts are failed Poly Pros will refer account to third party collection.
3. **LIMITED GUARANTEE.** On concrete over 10 years old, Poly Pros will re-lift once, in a 5 year period, if necessary, any areas that have re-settled more than 1/4", at no cost to customer. A re-lift constitutes using the same holes. There will be a \$50.00 service fee for Van to return for any other reason not covered under this guarantee in the 5 year time period. **THE GUARANTEE IS VOID IF THE CUSTOMER DOES NOT SEAL ALL CRACKS AND JOINTS ON THE SLAB AND MAINTAIN BACK-FILL ALONG SIDE SLABS INVOLVED OR IF RESETTLING OCCURS AS RESULT OF FLOODING OR OTHER ACTS OF GOD.** This guarantee does not include patches applied to or placed between the slabs and does not include crack repair done by customer or Poly Pros.

4. **ALLOCATION OF RISK.** In no event shall Poly Pros be liable to client or any third party for incidental or consequential damages (including, without limitation, claims for loss of business or lost profits) resulting from or arising out of the work. Poly Pros is not responsible for Landscaping, Damage to plumbing or electrical, cracks in slabs, staining of floor or walls or any damage which occurred or might occur as a result of settling or concrete lifting process. If the concrete cannot be raised and must be replaced, it is the homeowners responsibility to replace it at current replacement cost. Poly Pros is also not responsible for over lifting of concrete.





BPWD CIP Reserve CIP Required FY 21/22					Adjusted										
Item #	Major Equipment & Assets List	Comment Length	Year Acquired	Est. Cost	Orig Est. Life	Current Age	Current Year 2021 Life Remain	Adjusted Life Remain Yrs	Inflation Rate Past	Current Value 2021 with Inflation	Inflation Rate Future	Future Value Replaceme Cost	Amount to Be Reserved 20%	Annual CIP Reserves Required	CIP This year
86	Filter 2 Turbidimeter HACH 1720 d-swap to Turbiwell (Swan)	needs replaced - obsolete	2010	\$2,640	7	11	-4	5	1.0%	\$2,945	2.0%	\$4,850	20.0%	\$194	
91	Filter 1 Turbidimeter HACH 1720 d-swap to Turbiwell (Swan)	needs replaced - obsolete	2010	\$2,640	7	11	-4	5	1.0%	\$2,945	2.0%	\$4,850	20.0%	\$194	
70	Handheld Turbidimeter Hach Model #2100Q	needs replaced	2012	\$1,159	7	9	-2	5	1.0%	\$1,268	2.0%	\$1,800	20.0%	\$72	
110	3.75 HP Lawn Mower, Craftsman (917-388930)	failing-repaired	2004	\$180	15	17	-2	1	1.0%	\$213	2.0%	\$300	20.0%	\$60	
57	WTP - Filter 1 Activated Carbon: Media (2/ea) (Per United Manuf. Prop. 3/18/16)		2015	\$22,005	7	6	1	1	1.0%	\$23,359	2.0%	\$25,000	20.0%	\$5,000	
95	2-1/2" Bazooka Hydrant DeChlorinator (USA)		2009	\$1,131	15	12	3	5	1.0%	\$1,274	2.0%	\$1,500	20.0%	\$60	
*Addtl.	Retaining Wall Replacement at Zone 3 Phneumatic Tank	retaining wall failing	?									\$4,000			
*Addtl.	Seawall rip-rap repair / structural support foam	structural support needed	?									\$5,000			**Revisit after AW verifies
												\$42,300			

GM-Buckingham Park Water

From: Akash Dhaliwal [adhaliwal@cell-crete.com]
Sent: Wednesday, August 11, 2021 2:20 PM
To: GM-Buckingham Park Water
Subject: RE: Concrete repair

I would recommend a shotcrete face or hard rock concrete to cover the front but this is a temporary fix as over time even concrete with our material fill behind it will wear away.

We do not provide shotcrete.

Thank you,



Akash Dhaliwal
 Estimator/PM – Northern California Cellular Concrete
 O (510) 471-7257 | M (510) 362-2043 | F (510) 471-6426
 cell-crete.com
 995 Zephyr Ave Hayward CA 94544



IMPORTANT: The contents of this email and any attachments are confidential. They are intended for the named recipient(s) only. If you have received this email by mistake, please notify the sender immediately and do not disclose the contents to anyone or make copies thereof.



From: GM-Buckingham Park Water <gm@buckinghamparkwater.us>
Sent: Wednesday, August 11, 2021 11:24 AM
To: Akash Dhaliwal <adhaliwal@cell-crete.com>
Subject: RE: Concrete repair

As of now there is not any plan to cover the area. Is that something that your company would be able to provide and bid accordingly?

Sincerely,

Ahimsah Wonderwheel

General Manager

Buckingham Park Water District

2880 Eastlake Drive Kelseyville, CA 95451

Cell (707) 900-8367 / Office (707) 279-8568 / Fax (707) 279-2947

"Visit us on the web at: www.buckinghamparkwater.us!"

From: Akash Dhaliwal [<mailto:adhaliwal@cell-crete.com>]
Sent: Wednesday, August 11, 2021 10:09 AM
To: GM-Buckingham Park Water
Subject: RE: Concrete repair

Is there any plan to cover or cap the fill?
 Our material will not be able to stand up to tidal forces.

Thank you,

CIP

169



ANALYTICAL INSTRUMENTS

225 LARKIN DR, UNIT 4 · WHEELING, IL 60090 · www.swan-analytical-usa.com · PHONE 847 229 1290 · FAX 847 229 1320

Buckingham Park Water District
2880 Eastlake Dr
Kelseyville, CA 95451

Quotation No. OF-US21-0613

IL 60090 Wheeling, 06/10/2021

Page 1/1

Your Request: Turbiwell
Your Contact: Ahimsah Wunderwheel
Customer No: 229019
Date: 06/10/2021
Prices VAT: Sales Tax not included
Quotation Validity: 09/08/2021

Our Contact: Jim Baumgartner
Payment Condition: net 30 days
Delivery Terms: ex works

This quote is valid only if buyer advises SWAN Analytical USA of final destination of the instruments. This quote does not include tax or freight costs. Analyzers are not supplied with printed O&M manual, chemicals or resins or options. These are sold separately. Manuals are available electronically at no charge upon request.

Pos.	Part-No.	Items	Del Week	Quant.	Price	TOTAL USD
10	A-25.411.700.1	Monitor AMI Turbiwell W/LED AC Process measuring device for non-contact nephelometric measurement of turbidity. US EPA approved alternative to method 180.1. Complete system with transmitter and nephelometer on PVC mounting plate. 100-240 VAC, 50/60 Hz		2	4,350.00	8,700.00
20	V-9703097	Freight and Insurance Costs UPS ground shipping estimate to 95451. Please note this is only an estimate and final charges may vary.		1	330.00	330.00

TOTAL USD	\$9'030.00
Sales tax total 7.25%	654.68
Total Amount USD	\$9'684.68

Please reference Quotation No. when ordering
Lead time 2-3 weeks from receipt of order
Quote valid for 90 days
Freight FOB Wheeling, IL
Thank you.

Best regards,

Your Regional Sales Manager – Jim Baumgartner
Mobile: (707) 410-8873
E-Mail: Jim.Baumgartner@swan-analytical-usa.com

BPWD CIP Reserve CIP Required FY 21/22															
Item #	Major Equipment & Assets List	Comment Length	Year Acquired	Est. Cost	Orig Est. Life	Current Age	Current Year	Adjusted Life	Inflation Rate	Current Value	Inflation Rate	Future Value	Future Replaceme Cost	Amount to Be Reserved	Annual CIP Reserves Required
							2021 Life	Remain 5 Yrs							
86	Filter 2 Turbidimeter HACH 1720 d-swap to Turbiwell (Swan)	needs replaced - obsolete	2010	\$2,640	7	11	-4	5	1.0%	\$2,945	2.0%	\$4,850	\$4,850	20.0%	\$194
91	Filter 1 Turbidimeter HACH 1720 d-swap to Turbiwell (Swan)	needs replaced - obsolete	2010	\$2,640	7	11	-4	5	1.0%	\$2,945	2.0%	\$4,850	\$4,850	20.0%	\$194
70	Handheld Turbidimeter Hach Model #2100Q	needs replaced	2012	\$1,159	7	9	-2	5	1.0%	\$1,268	2.0%	\$1,800	\$1,800	20.0%	\$72
110	3.75 HP Lawn Mower, Craftsman (917-388930)	failing-repaired	2004	\$180	15	17	-2	1	1.0%	\$213	2.0%	\$300	\$300	20.0%	\$60
57	WTP - Filter 1 Activated Carbon: Media (2/ea) (Per United Manuf_Prop_3/18/16)		2015	\$22,005	7	6	1	1	1.0%	\$23,359	2.0%	\$25,000	\$25,000	20.0%	\$5,000
95	2-1/2" Bazooka Hydrant DeChlorinator (USA)		2009	\$1,131	15	12	3	5	1.0%	\$1,274	2.0%	\$1,500	\$1,500	20.0%	\$60
*Addtl.	Retaining Wall Replacement at Zone 3 Phneumatic Tank	retaining wall failing	?									\$4,000			
*Addtl.	Seawall rip-rap repair / structural support foam	structural support needed	?									\$5,000			
													\$42,300		

CIP This year

**Revisit after AW verifies



Be Right™

CIP



2100Q Portable Turbidimeter Kit with USB and Power Module

Product #: 2100Q01USB
USD Price: \$1,703.00
 Ships within 3 days

The Hach 2100Q Portable Turbidimeter offers unsurpassed ease of use and accuracy in turbidity measurement. Only Hach offers this unique combination of advanced features and measurement innovation, giving you accurate results every time.

The USB+Power Module provides additional benefit by allowing the user to transfer data to a PC in XML format, transfer data to the Citizen PD-24 printer (2960100), operate the instrument on line power (100-240Vac, 50/60 HZ), charge NiMH batteries (2971304), perform firmware updates, and quickly enter Sample and User IDs with the optional barcode scanner (LZV566).

Easy calibration and verification

The Hach 2100Q Portable Turbidimeter provides confidence your measurements are right every time. On-screen assisted calibration and verification saves you time and ensures accuracy.

With an easy-to-follow interface, complicated manuals are not needed to perform routine calibrations. Single-standard RapidCal calibration offers a simplified solution for low level measurements.

Simple data transfer

Data transfer with the 2100Q is simple, flexible, and doesn't require additional software. All data can be transferred to the included USB +Power Module and easily downloaded to your computer with a USB connection, providing superior data integrity and availability.

Accurate for rapidly settling samples

The HACH 2100Q Portable Turbidimeter incorporates an innovative Rapidly Settling Turbidity™ mode to provide accurate, repeatable measurements for difficult to measure, rapidly settling samples. An exclusive algorithm that calculates turbidity based on a series of automatic readings eliminates redundant measurements and estimating.

Convenient data logging

Up to 500 measurements are automatically stored in the instrument for easy access and backup. Stored information includes: date and time, operator ID, reading mode, sample ID, sample number, units, calibration time, calibration status, error messages, and the result.

Optical system for precision in the field

The two-detector optical system compensates for color in the sample, light fluctuation, and stray light, enabling analysts to achieve laboratory-grade performance on a wide range of samples, even under difficult site conditions.

Specifications

Accuracy:	± 2 % of reading plus stray light
Battery Requirements:	4, AA
Certifications:	CE certified
Compliance Certifications:	CE/WEEE
Data Logging:	500 records
Display Size:	240 x 160 pixels
Display Type:	Graphic LCD
Enclosure Rating:	IP67

Includes:	Instrument, case assembly, 4 AA alkaline batteries, 6 sample cells, StablCal ampule kit, silicone oil, oiling cloth, manual.
Interface:	USB
Light Source:	tungsten filament lamp
Manual Languages:	English, French, German, Italian, Spanish, Portuguese (BR), Portuguese (PT), Bulgarian, Chinese, Czech, Danish, Dutch, Finnish, Greek, Hungarian, Japanese, Korean, Polish, Romanian, Russian, Slovenian, Swedish, Turkish
Max. operating humidity:	90 %
Measurement Method:	Ratio turbidimetric determination using a primary nephelometric light scatter signal (90°) and transmitted light scatter signal.
Measurement Modes:	Normal (Push to Read), Signal Averaging, Rapidly Settling Turbidity
Operating Temperature Range:	0 - 50 °C
Power Requirements:	100 - 240 VAC, 50/60 Hz (with included USB+Power module)
Power Supply:	Batteries (see Battery Requirements)
Range:	0 - 1000
Range 2:	NTU
Reading Modes:	Normal (Push to Read) Signal Averaging Rapidly Setting Turbidity
Regulatory:	EPA Method 180.1
Repeatability:	± 1 % of reading or 0.01 NTU , whichever is greater
Response Time:	6 sec in normal reading mode
Sample Cell Compatibility:	25 mm x 60 mm round
Sample Requirements:	15 mL (0.5 oz.)
Sample Volume:	15 mL (0.5 oz.)
Signal Averaging:	Selectable on/off
Source Lamp:	Tungsten filament lamp
Storage Conditions:	-40 °C to 60 °C
Stray Light:	< 0.02 NTU
Units:	NTU
User Interface:	Button Graphic User Interface
User Interface Languages:	English, French, German, Italian, Spanish, Portuguese (BR), Portuguese (PT), Bulgarian, Chinese, Czech, Danish, Dutch, Finnish, Greek, Hungarian, Japanese, Korean, Polish, Romanian, Russian, Slovenian, Swedish, Turkish
Warranty:	12 months
What's included?:	Includes 2100Q instrument kit (2100Q01) and USB+Power Module (LZV813).

What's included?

Includes 2100Q instrument kit (2100Q01) and USB+Power Module (LZV813).

BPWD CIP Reserve CIP Required FY 21/22															
Item #	Major Equipment & Assets List	Comment Length	Year Acquired	Est. Cost	Orig Est. Life	Current Age	Current Year	Adjusted Life	Inflation Rate	Current Value	Inflation Rate	Future Value	Future Cost	Amount to Be Reserved	Annual CIP Reserves Required
							2021	Remain Yrs							
86	Filter 2 Turbidimeter HACH 1720 d-swap to Turbiwell (Swan)	needs replaced - obsolete	2010	\$2,640	7	11	-4	5	1.0%	\$2,945	2.0%	\$4,850		20.0%	\$194
91	Filter 1 Turbidimeter HACH 1720 d-swap to Turbiwell (Swan)	needs replaced - obsolete	2010	\$2,640	7	11	-4	5	1.0%	\$2,945	2.0%	\$4,850		20.0%	\$194
70	Handheld Turbidimeter Hach Model #2100Q	needs replaced	2012	\$1,159	7	9	-2	5	1.0%	\$1,268	2.0%	\$1,600		20.0%	\$72
110	3.75 HP Lawn Mower, Craftsman (917-388930)	failing-repaired	2004	\$180	15	17	-2	1	1.0%	\$213	2.0%	\$300		20.0%	\$60
57	WTP - Filter 1 Activated Carbon: Media (2/ea) (Per United Manuf. Prop. 3/18/16)		2015	\$22,005	7	6	1	1	1.0%	\$23,359	2.0%	\$25,000		20.0%	\$5,000
95	2-1/2" Bazooka Hydrant DeChlorinator (USA)		2009	\$1,131	15	12	3	5	1.0%	\$1,274	2.0%	\$1,500		20.0%	\$60
*Addtl.	Retaining Wall Replacement at Zone 3 Pneumatic Tank	retaining wall failing	?									\$4,000			
*Addtl.	Seawall rip-rap repair / structural support foam	structural support needed	?									\$5,000			
													\$42,300		

CIP This year

**Revisit after AW verifies