



BUCKINGHAM PARK WATER DISTRICT

2880 Eastlake Drive, Kelseyville, CA 95451

AGENDA

MEETING OF THE BOARD

Monday October 26, 2020 at 5:00 p.m.

Held via teleconference

Due to COVID-19

**The public may attend via teleconference by calling (425) 436-6362
and use Access code: 807718#**

***REQUEST FOR DISABILITY RELATED MODIFICATION OR ACCOMMODATION:** A request for a disability-related modification or accommodation which is necessary to participate in the Board of Directors meeting should be made in writing to the Secretary to the Board at least 48 hours prior to the meeting.*

1.0 CALL TO ORDER:

Time: _____ / Location: Teleconference / Buckingham Park Water District's Business Office at 2874 Eastlake Drive, Kelseyville, CA 95451

2.0 ROLL CALL OF BOARD MEMBERS:

President, Mark Boyle	[]	Vice President, Ken Agarwal	[]	Director, Shannon Maurer	[]
Director, Lisa Vartabedian	[]	Director, Thomas Brandon	[]		

3.0 PUBLIC INPUT:

NON-AGENDA ITEMS – Members of the Public may address the Board for a maximum of 3 minutes on subject matter, which falls within the jurisdiction of the Board.

4.0 CONSENT AGENDA:

(A Board Member may move any item from the Consent Agenda to the Action / Discussion Items should action need to be taken.)

4.1 Approval of September 28th, 2020 Minutes

4.2 Approval of October 26th, 2020 Agenda

5.0 APPEALS: None

6.0 ACTION / DISCUSSION ITEMS:

6.1 a) APPROVE / DISAPPROVE Managements Report
September 2020

6.2 a) DISCUSSION
1) Update Board on the rehab/paint on old water tank on Westlake Drive



BUCKINGHAM PARK WATER DISTRICT
2880 Eastlake Drive, Kelseyville, CA 95451

AGENDA

MEETING OF THE BOARD

Monday October 26, 2020 at 5:00 p.m.

Held via teleconference

Due to COVID-19

**The public may attend via teleconference by calling (425) 436-6362
and use Access code: 807718#**

7.0 **NEW BUSINESS:**

7.1 APPROVE / DISAPPROVE

a) Applying for Cal Card

7.2 APPROVE / DISAPPROVE

a) New CL2 Storage Tank

b) Soil Compactor

7.3 Consideration of items not appearing on the posted agenda:

Consideration of items not appearing on the posted agenda, if necessary, requires the following Board action prior to consideration: 1) A determination by a majority of the Board that an emergency situation exists (as defined in section 54956.9 of the Brown Act); or 2) A determination by a two-thirds vote of the legislative body or, if less than two-thirds of the members that are present, a unanimous vote of those members present, that there is a need to take immediate action and that the need for action came to the attention of the District subsequent to the agenda being posted.

8.0 **ADJOURNMENT:**

Motion to adjourn: _____ Time: _____

Respectfully Submitted by:

Lori Gonzalez Office Manager / Secretary to the Board





BUCKINGHAM PARK WATER DISTRICT

2880 Eastlake Drive, Kelseyville, CA 95451

OFFICIAL MEETING MINUTES

MEETING OF THE BOARD

Monday September 28th, 2020 at 5:00 p.m.;

Held via teleconference

Due to COVID-19

The public may attend via teleconference by calling (425) 436-6362
and use Access code: 807718#

1.0 CALL TO ORDER:

Board President Mark Boyle called the meeting to order at 5:04pm

2.0 ROLL CALL OF BOARD MEMBERS:

Present: President Mark Boyle, Director Lisa Vartabedian and Director Shannon Maurer

Excused: Vice President Ken Agarwal, Director Thomas Brandon

3.0 PUBLIC INPUT:

NON-AGENDA ITEMS – Members of the Public may address the Board for a maximum of 3 minutes on subject matter, which falls within the jurisdiction of the Board.

- 3.1 Richard Furtado addressed the Board requesting the District Policy be changed in regards to the Tiered price charged for water leaks. President Boyle apologized and informed Mr. Furtado that our rates are set by a rate study which is a regulated process and that we are unable to change the policy.

4.0 CONSENT AGENDA:

(A Board Member may move any item from the Consent Agenda to the Action / Discussion Items should action need to be taken.)

- 4.1 Approval of August 24th Minutes
4.1 September 28th, 2020 Agenda

The August 24th Minutes and the September 28th, 2020 Agenda was approved by the following vote:

Ayes: Vartabedian, Maurer, Boyle,

Noes: None

Abstentions: None

Absent: Agarwal, Brandon

5.0 APPEALS:

- 5.1 APPROVE / DISAPPROVE - Appeal #1
Appeal #1 was taken out of order, before 4.0 Consent Agenda
Appeal #1 - was denied by the following vote:
Ayes: Vartabedian, Maurer, Boyle
Noes: None
Abstentions: None
Absent: Agarwal, Brandon

6.0 ACTION / DISCUSSION ITEMS:

- 6.1 APPROVE / DISAPPROVE MANAGEMENT'S REPORT:
a) August 2020

The Managements Report for August 2020 was approved by the following vote:

Ayes: Vartabedian, Maurer, Boyle

Noes: None

Abstentions: None

Absent: Agarwal, Brandon



BUCKINGHAM PARK WATER DISTRICT

2880 Eastlake Drive, Kelseyville, CA 95451

OFFICIAL MEETING MINUTES

MEETING OF THE BOARD

Monday September 28th, 2020 at 5:00 p.m.;

Held via teleconference

Due to COVID-19

The public may attend via teleconference by calling (425) 436-6362
and use Access code: 807718#

6.2 Discussion

1) Update Board on the rehab/paint on old water tank on Westlake Drive
Carry over to October 26th, 2020 Meeting

2) Update Board on "Personnel Policy Manual"
Waiting on County Counsel to complete review

6.3 Approve / Disapprove

1) Discussion with Board in regard to Financial Audit

The Board approved Strobe, Thompson & Noble CPA to be engaged if reference checks are good by following vote:

Ayes: Vartabedian, Maurer, Boyle

Noes: None

Abstentions: None

Absent: Agarwal, Brandon

7.0 NEW BUSINESS:

7.1 Approve / Disapprove

a) Change two signers on checks from \$2,500 to \$3,000

The change from \$2,500 to \$3,000 was approved by the following vote:

Ayes: Maurer, Vartabedian, Boyle

Noes: None

Abstentions: None

Absent: Agarwal, Brandon

7.2 Discussion

a) Updated Emergency Disaster Response Plan

The General Manager updated the Board on the Emergency Disaster Response Plan. The Board requested a copy of the plan to be emailed to each Board member.

7.3 Discussion / Possible Action

a) 2420 Westlake Drive Overlay 450sq. ft. of asphalt, roll & compact of easement for tank site 1

The Board approved the overlay of asphalt, roll & compact of easement not to exceed \$2,000 by the following vote:

Ayes: Maurer, Vartabedian, Boyle

Noes: None

Abstentions: None

Absent: Agarwal, Brandon



BUCKINGHAM PARK WATER DISTRICT

2880 Eastlake Drive, Kelseyville, CA 95451

OFFICIAL MEETING MINUTES

MEETING OF THE BOARD

Monday September 28th, 2020 at 5:00 p.m.;

Held via teleconference

Due to COVID-19

The public may attend via teleconference by calling (425) 436-6362
and use Access code: 807718#

7.4 Consideration of items not appearing on the posted agenda:

*Consideration of items not appearing on the posted agenda, if necessary, requires the following Board action prior to consideration: 1) A determination by a majority of the Board that an emergency situation exists (as defined in section 54956.9 of the Brown Act); or 2) A determination by a two-thirds vote of the legislative body or, if less than two-thirds of the members that are present, a unanimous vote of those members present, that there is a need to take immediate action and that the need for action came to the attention of the District subsequent to the agenda being posted. **None***

9.0 ADJOURNMENT:

Director Maurer made a motion to adjourn the public board meeting at 6:00 p.m. The motion carried by the following vote:

Ayes: Maurer, Vartabedian, Boyle

Noes: None

Abstentions: None

Absent: Agarwal, Brandon

Respectfully Submitted by:

(Seal)

Lori A. Gonzalez Office Manager / Secretary to the Board



MANAGEMENT'S REPORT TO THE BOARD

SEPTEMBER

▪
2020

2880 EASTLAKE DRIVE
KELSEYVILLE, CA. 95451

WATER TREATMENT & DISTRIBUTION REPORT

WATER QUALITY ANALYSIS & SAMPLES

There were no water analysis samples that were out of normal range.

There were no water quality complaints during the month of September. (Water quality complaints are taken very seriously and are responded to within 24 hours.)

WATER USAGE OVERVIEW

Excessive Consumption: Top 10 customer usage was 17.22% of total usage. There was one (1) customer that reported a leak in the month of September out of the top ten users.

Unaccountable Water Loss in September, 2020 was 9.72% (Up 2.94% from August)

Monthly Consumption Tracking for August:

May this year: 527,832 cf

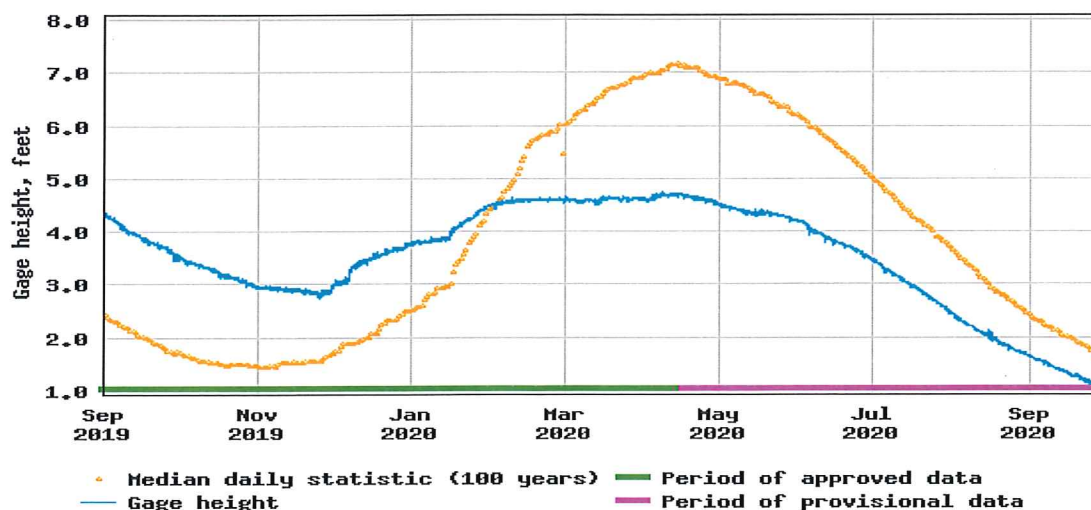
Five Year Rolling Average: 432,675 cf

Usage decreased by 19.25% from August

CLEARLAKE RUMSEY LEVEL UPDATE

There are two decrees in place that regulate the release of water from Clearlake to Yolo County. In the winter months the Gopcevic Decree (1920) regulates winter water levels by setting a lake level below which water may not be released and above which water must be released to reduce flooding (0 - 7.56 feet Rumsey, with exceptions). According to the Solano decree (1978 the "full lake" Rumsey level is 7.56'. "If the lake level equals or exceeds 7.56 feet Rumsey on April 1, Yolo County may withdraw 150,000 acre-feet. If the lake level is below 3.22 feet Rumsey on April 1, then no water may be released by Yolo County. Additionally, Yolo County cannot take its full allotment at once and no water can be taken after Oct 31."

USGS 11450000 CLEAR LK A LAKEPORT CA



FINANCIAL REPORT

Internal Control Failures:

Their were no Internal control failures in the month of September

Installment Plan Defaults:

None.

New Customers:

There were two (2) property transfers in the month of September.

Balance Sheet Highlights as of September , 2020:

- Assets Checking / Savings \$1,026,610.69

- **Restricted Reserve Fund Balances**

- Emergency Reserve \$149,468.57

- The District's Emergency Reserve Account is intended to provide funds for disasters or unexpected expenditures for catastrophic failures. The Emergency Reserve Account is not intended to fund the District's normal operations and may only be used in the case of an unanticipated emergency that threatens the District's ability to provide an adequate supply of safe drinking water to the District's customers.*

- Compliance Project Reserve

- USDA Short Lived Asset Reserve \$ 19,150.00

- USDA Debt Service / Loan \$ 45,113.00

- SRF Debt Service / Loan \$ 6,600.00

- Compliance Project Reserve Other \$353,437.40

- Total Compliance Project Reserve \$424,300.40**

Fees collected under this category shall be expended as follows:

- a.) *Acquisition of new equipment or capabilities that do not currently exist within the District*
- b.) *To replace or upgrade existing equipment or capabilities which has exceeded its useful life and is no longer economically feasible to repair*
- c.) *To acquire new production, storage or distribution capacity that is required to provide service to the District's service area*
- d.) *Debt reduction*

**Buckingham Park Water District - Treatment Plant
Monthly Report Summary - SN 1710011**

Monthly Report Date: **September-20** Number of Active Connections: **455**

Daily System Demand (gallons) & Demand per Connection (gallons/connection)¹

Day 1, (Tue)	170,536 (375)	Day 11, (Fri)	139,741 (307)	Day 21, (Mon)	150,006 (330)	Maximum Daily Distribution Demand: 170,536 gallons Occurred on: 9/1/2020
Day 2, (Wed)	143,492 (315)	Day 12, (Sat)	141,175 (310)	Day 22, (Tue)	124,739 (274)	
Day 3, (Thu)	142,548 (313)	Day 13, (Sun)	141,554 (311)	Day 23, (Wed)	137,295 (302)	
Day 4, (Fri)	155,454 (342)	Day 14, (Mon)	131,755 (290)	Day 24, (Thu)	130,452 (287)	Monthly Demand per Conn.: 9,433 gal/conn
Day 5, (Sat)	168,527 (370)	Day 15, (Tue)	109,201 (240)	Day 25, (Fri)	149,175 (328)	
Day 6, (Sun)	161,382 (355)	Day 16, (Wed)	145,655 (320)	Day 26, (Sat)	139,384 (306)	Avg Daily Demand per Conn.: 314 gal/conn
Day 7, (Mon)	168,425 (370)	Day 17, (Thu)	130,145 (286)	Day 27, (Sun)	152,179 (334)	
Day 8, (Tue)	137,531 (302)	Day 18, (Fri)	135,170 (297)	Day 28, (Mon)	150,226 (330)	
Day 9, (Wed)	136,756 (301)	Day 19, (Sat)	141,690 (311)	Day 29, (Tue)	136,868 (301)	
Day 10, (Thu)	132,903 (292)	Day 20, (Sun)	139,541 (307)	Day 30, (Wed)	148,673 (327)	
				Day 31, (Thu)	-	

Total Operational Hours of Source Water Pump:	465.5 hours (19.4 days)
Total Operational Hours of Recycled Water Pump:	125.2 hours (5.2 days)
Total Operational Hours of Filter Plant:	465.2 hours (19.4 days)
Total Operational Hours of Clearwell Pumps:	339.8 hours (14.2 days)
Average Combined Filter Flow:	177 gpm (0.254 MGD)
Average Clearwell Flow:	212 gpm (0.305 MGD)
Total Quantity of Source Water Pumped:	5,111,911 gal (15.688 acre-ft)
Total Quantity of Recycled Water Pumped:	85,926 gal (0.264 acre-ft)
Total Quantity of Source + Recycled Water Pumped:	5,197,837 gal (15.952 acre-ft)
Total Quantity of Water Filtered (sum of individual flow meters):	4,891,611 gal (15.012 acre-ft)
Total Quantity of Water Pumped from Clearwell into Distribution System:	4,322,821 gal (13.266 acre-ft)
Net Distribution Demand:	4,292,178 gal (13.172 acre-ft)
Total Quantity of Filter Surface Wash (water from distribution system):	20,861 gal (0.064 acre-ft)
Total Quantity of Filter Backwash (48 Total Backwashes), (water from Clearwell):	238,575 gal (0.732 acre-ft)
Total Quantity of Filter-to-Waste:	38,812 gal (0.119 acre-ft)
Total Quantity of Water Discharged to Backwash Sludge Pond:	298,249 gal (0.915 acre-ft)
Net Quantity of Compliance Water Filtered: ²	4,632,175 gal (14.216 acre-ft)
Percent Recovery Rate: ^{2,3}	94.7 %

Multi-Media Filter #	Filter Operations (hours)	Filter Production (Gallons)	Surface Wash (Gallons)	Filter Backwash (Gallons)	Filter-to-Waste (Gallons)	Discharge Vol to Sludge Pond (Gallons)
Filter 1	455	2,447,312	11,065	123,900	19,395	154,360
Filter 2	455	2,444,299	9,796	114,675	19,417	143,889
Sum:	911	4,891,611	20,861	238,575	38,812	298,249

Chemical Dosage, mg/L

Percentile Daily Data	Disinfection Pre-Chlorine NaOCl	Coagulant Polymer Blend 9800	Other	Filter Aid Pro Pac 9890	Disinfection Chlorine NaOCl
5 th =	2.6	30.3	-	-	3.1
50 th =	3.3	31.0	-	-	4.4
95 th =	3.5	32.3	-	-	5.0

Percentile 15 minute Data	Clearwell Flow (gpm)	Temperature °C	Clearwell pH	Clearwell Cl ₂ Residual (mg/L)	Microcystin-LR Log (%) Reduction	Giardia cyst Log Inactivation
Min =	31	21.1	7.50	1.06	2.3 (99.49%)	6.2
5 th =	209	21.9	7.60	1.24	-	6.3
50 th =	214	23.3	7.68	1.43	3.0 (99.89%)	7.0
95 th =	219	26.5	7.80	1.73	-	8.3
Max =	226	28.3	7.90	1.78	4.0 (99.99%)	9.8
# of Samples	1,355	1,355	1,355	1,309	30	1195

Percentile 15 min Data	Source NTU	Recycled NTU	Settled NTU	CFE NTU	Filter 1 NTU	Filter 2 NTU
Min =	1.9	0.74	0.24	0.025	0.052	0.050
50 th =	4.4	1.05	0.71	0.036	0.070	0.073
95 th =	8.6	2.09	1.26	0.059	0.097	0.104
Max =	24.4	2.67	2.51	0.122	0.208	0.212
# of Samples	1,859	31	1,859	1,845	1,821	1,821

Note: All turbidity results are based on 15 minute recordings.
All production data and hours operated are based on 1 minute recordings.
1. The demand per connection is based on daily net storage usage + daily amount of water pumped into distribution system - water used surface wash.
2. Based on filter production recorded from individual flow meters minus quantity of water used for filter backwash & surface wash.
3. Percent recovery rate is the ratio between the net and total quantity of water filtered.

Notes:

Print Name: **ALAN MITCHELL**

Signature: *Alan Mitchell*

Date: **10/2/20**

**MONTHLY SUMMARY OF MONITORING
FOR SURFACE WATER TREATMENT REGULATIONS**

System Name: Buckingham Park Water District - Treatment Plant

System Number: 1710011

Plant Type: Conventional Treatment - 2 Multi-Media Vertical Pressure Filters

Month/Year: September-20

Date	Plant Operations & Pre-Filtered Water Turbidities (NTU) ¹					Combined Treated Water NTU Every Four Hours ²						CFE Daily Filtered Turbidity, Range, (50th, 95th) ¹
	Plant Run Time, Hr.	CFE Flow (gpm) (5, 50, 95th)	Recycled Water Turbidity ³	Source Water Turbidity (5, 50, 95th)	Settled Water Turbidity (5, 50, 95th)	Midnight	4:00 AM	8:00 AM	Noon	4:00 PM	8:00 PM	
Tue-1	19.0	172, 175, 180	2.5	4.9, 6.0, 7.5	0.62, 0.87, 1.04	-	0.038	0.038	0.040	-	0.042	0.038 - 0.080, (0.041, 0.054)
Wed-2	17.0	167, 174, 181	2.7	3.9, 4.6, 6.0	0.41, 0.69, 0.98	-	0.037	0.035	0.035	0.038	0.040	0.032 - 0.115, (0.039, 0.061)
Thu-3	14.8	178, 180, 182	1.1	3.6, 4.3, 5.4	0.55, 0.79, 1.00	0.040	0.040	-	0.039	-	0.041	0.036 - 0.097, (0.039, 0.066)
Fri-4	17.0	171, 180, 182	1.2	3.1, 3.7, 4.5	0.46, 0.70, 1.12	0.037	0.039	0.034	0.035	-	0.033	0.033 - 0.079, (0.035, 0.049)
Sat-5	17.8	177, 180, 181	1.2	3.4, 4.0, 5.2	0.55, 0.80, 1.11	-	0.036	0.035	0.034	-	0.034	0.031 - 0.071, (0.035, 0.052)
Sun-6	17.5	162, 180, 181	1.6	4.0, 5.4, 6.9	0.53, 0.75, 1.36	-	0.035	0.036	0.037	-	-	0.032 - 0.091, (0.038, 0.049)
Mon-7	17.5	177, 180, 182	1.4	3.2, 5.1, 7.9	0.43, 0.77, 1.02	0.039	-	0.040	0.041	-	0.039	0.038 - 0.059, (0.040, 0.051)
Tue-8	14.3	178, 180, 181	1.6	2.6, 5.6, 11.5	0.78, 0.96, 1.17	-	-	0.036	0.037	-	-	0.035 - 0.093, (0.038, 0.048)
Wed-9	13.5	164, 180, 181	1.5	4.2, 5.4, 9.2	0.48, 0.93, 1.17	-	0.034	0.033	0.034	0.035	-	0.032 - 0.066, (0.035, 0.054)
Thu-10	15.3	178, 180, 181	1.4	3.8, 4.6, 6.9	0.73, 1.06, 1.27	0.065	-	0.039	-	0.031	-	0.029 - 0.065, (0.032, 0.046)
Fri-11	15.0	179, 180, 182	1.1	3.5, 4.5, 6.7	0.44, 0.82, 1.07	-	-	0.030	0.029	-	0.035	0.028 - 0.056, (0.030, 0.047)
Sat-12	15.8	179, 180, 181	1.0	3.6, 4.1, 6.0	0.43, 0.62, 1.11	-	0.042	-	0.030	0.032	0.029	0.029 - 0.047, (0.030, 0.040)
Sun-13	15.5	178, 180, 181	1.1	3.2, 8.1, 10.9	0.75, 1.10, 1.74	-	0.030	0.037	0.050	-	0.042	0.030 - 0.060, (0.040, 0.054)
Mon-14	14.5	167, 180, 181	1.0	5.8, 8.3, 11.9	0.60, 1.12, 1.95	0.046	-	0.058	-	-	-	0.038 - 0.075, (0.045, 0.063)
Tue-15	13.3	179, 180, 181	0.9	4.8, 6.2, 8.5	0.43, 0.77, 1.33	-	0.039	0.039	0.033	0.035	0.036	0.032 - 0.074, (0.036, 0.042)
Wed-16	15.0	178, 180, 181	0.7	4.2, 5.3, 8.8	0.52, 0.73, 1.13	-	0.044	0.034	0.034	0.031	-	0.030 - 0.068, (0.032, 0.044)
Thu-17	14.3	161, 180, 181	0.7	3.0, 3.6, 4.7	0.38, 0.60, 0.90	0.032	0.031	-	0.072	0.033	-	0.029 - 0.072, (0.032, 0.042)
Fri-18	14.3	171, 180, 181	0.9	2.7, 3.2, 4.6	0.36, 0.44, 0.78	0.034	-	0.031	-	0.029	0.030	0.028 - 0.046, (0.031, 0.034)
Sat-19	15.5	179, 180, 181	0.9	3.7, 4.3, 5.6	0.37, 0.49, 1.04	-	0.034	0.034	0.033	-	0.030	0.029 - 0.054, (0.032, 0.040)
Sun-20	15.3	179, 180, 181	0.8	2.9, 3.3, 4.6	0.27, 0.39, 0.75	-	0.034	-	0.032	0.030	-	0.025 - 0.051, (0.031, 0.036)
Mon-21	15.0	174, 180, 181	1.0	2.8, 2.9, 3.2	0.31, 0.44, 0.54	-	0.043	0.029	0.028	-	0.031	0.027 - 0.053, (0.029, 0.046)
Tue-22	11.8	179, 180, 181	1.0	2.6, 2.9, 4.5	0.29, 0.51, 0.68	-	0.029	0.031	0.029	0.030	-	0.028 - 0.056, (0.030, 0.039)
Wed-23	15.5	178, 180, 181	0.9	3.0, 3.6, 5.2	0.27, 0.56, 0.78	-	0.034	0.029	-	0.034	0.031	0.029 - 0.054, (0.032, 0.041)
Thu-24	14.0	179, 180, 184	0.9	2.9, 3.5, 4.9	0.28, 0.50, 0.74	-	0.037	-	-	-	0.034	0.030 - 0.098, (0.033, 0.059)
Fri-25	16.5	179, 180, 181	1.1	2.7, 4.1, 5.0	0.32, 0.57, 0.86	-	-	0.036	0.030	-	0.035	0.029 - 0.055, (0.034, 0.046)
Sat-26	15.3	179, 180, 182	1.0	3.5, 4.0, 5.1	0.37, 0.53, 0.71	-	0.052	0.033	0.038	-	0.040	0.030 - 0.055, (0.036, 0.046)
Sun-27	16.8	179, 180, 181	1.1	3.6, 4.4, 6.8	0.48, 0.58, 0.98	-	0.052	0.033	-	-	0.038	0.032 - 0.068, (0.037, 0.053)
Mon-28	15.0	178, 180, 181	1.2	5.5, 8.1, 9.6	0.45, 0.83, 1.05	0.045	0.040	0.058	0.053	-	0.053	0.034 - 0.098, (0.055, 0.066)
Tue-29	15.0	178, 180, 184	1.0	2.4, 4.7, 10.1	0.73, 1.01, 2.23	-	0.064	-	0.083	0.084	0.054	0.044 - 0.122, (0.065, 0.101)
Wed-30	14.8	178, 180, 181	1.1	2.2, 2.4, 3.6	0.45, 0.70, 0.90	-	0.042	0.037	0.035	-	-	0.033 - 0.084, (0.041, 0.061)
Thu-31	-	-	0.9	-	-	-	-	-	-	-	-	-
Min:	11.8	36	0.7	1.9	0.24	0.032	0.029	0.029	0.028	0.029	0.029	0.025
Avg:	15.4	177	1.2	4.8	0.75	0.042	0.039	0.036	0.039	0.037	0.037	0.039
Max:	19.0	192	2.7	24.4	2.51	0.065	0.064	0.058	0.083	0.084	0.054	0.122

1. Reported values are based on 15 minute recorded data.

2. Reported values are based on discrete recorded data at 4 hour intervals.

3. Reported values are based on daily grab sampling.

of Filter Backwashes:

Filter 1: 24

Filter 2: 24

Number of readings <= 0.3 NTU: 111

% Readings <= 0.3 NTU: 100.0%

Average Effluent NTU: 0.038

Meets Standard (i.e. at least 95% of readings are <= 0.3 NTU) (Y/N)? Yes

Avg % reduction during the month = [(Avg Raw NTU - Avg Eff NTU)/(Avg Raw NTU)] x 100% : 99.2%

Meets Standard (i.e. Reduction is greater than 80%) (Y/N)? Yes

15 min Data	Source Flow (gpm)	Recycled Water Turbidity	Source Water Turbidity	Settled Water Turbidity
Min =	36	0.7	1.9	0.24
50 th =	180	1.1	4.4	0.71
90 th =	181	1.6	7.4	1.09
95 th =	181	2.1	8.6	1.26
98 th =	182	2.6	9.9	1.62
99 th =	184	2.6	10.7	1.81
Max =	192	2.7	24.4	2.51

Sample Frequency:		4 hr	15 min
Number of Samples:		111	1,845
Percentile Results:		Min =	0.028
50th Percentile NTU Value of all turbidity readings:		50 th =	0.035
(x% of all turbidity readings are less than these values)		90 th =	0.052
		95 th =	0.058
		98 th =	0.071
		99 th =	0.082
		Max =	0.122

**MONTHLY SUMMARY OF MONITORING
FOR SURFACE WATER TREATMENT REGULATIONS**

System Name: Buckingham Park Water District - Treatment Plant

System Number: 1710011

Filter Type: Filter 1 (Vertical Pressure: 50.3 sq-ft, anthracite & silica sand)

Month/Year: September-20

Date	Filter 1 Operations & Pre-Filtered Water Turbidities (NTU) ¹				Filter 1 Treated Water NTU Every Four Hours ²						Filter 1 Daily Filtered Turbidity, Range, (50, 95th) ¹
	Filter Run Time, Hr.	Filter Loading Rate, (gpm/ft ²) Range, (50th) ³	Source Water Turbidity (5, 50, 95th)	Settled Water Turbidity (5, 50, 95th)	Midnight	4:00 AM	8:00 AM	Noon	4:00 PM	8:00 PM	
Tue-1	18.8	1.7 - 1.8, (1.8)	4.9, 6.0, 7.5	0.62, 0.87, 1.04	-	0.077	0.079	0.080	-	-	0.074 - 0.156, (0.080, 0.103)
Wed-2	16.8	1.6 - 1.8, (1.8)	3.9, 4.6, 6.0	0.41, 0.69, 0.98	-	0.081	0.078	0.076	0.074	0.077	0.073 - 0.204, (0.079, 0.093)
Thu-3	14.8	1.7 - 2.0, (1.8)	3.6, 4.3, 5.4	0.55, 0.79, 1.00	0.096	0.079	-	0.075	-	0.077	0.075 - 0.153, (0.078, 0.105)
Fri-4	16.8	1.5 - 1.9, (1.8)	3.1, 3.7, 4.5	0.46, 0.70, 1.12	0.077	0.077	0.072	0.070	-	0.070	0.069 - 0.124, (0.072, 0.094)
Sat-5	17.5	1.7 - 1.8, (1.8)	3.4, 4.0, 5.2	0.55, 0.80, 1.11	-	0.072	0.072	0.072	-	0.070	0.070 - 0.164, (0.072, 0.105)
Sun-6	17.3	1.4 - 1.8, (1.8)	4.0, 5.4, 6.9	0.53, 0.75, 1.36	-	0.072	0.076	0.078	-	-	0.072 - 0.145, (0.077, 0.091)
Mon-7	17.3	1.7 - 1.8, (1.8)	3.2, 5.1, 7.9	0.43, 0.77, 1.02	0.081	-	0.083	0.083	-	0.080	0.078 - 0.107, (0.082, 0.094)
Tue-8	14.0	1.5 - 1.8, (1.8)	2.6, 5.6, 11.5	0.78, 0.96, 1.17	-	-	0.077	0.078	-	-	0.076 - 0.155, (0.079, 0.105)
Wed-9	13.3	1.3 - 1.8, (1.8)	4.2, 5.4, 9.2	0.48, 0.93, 1.17	-	0.074	0.074	0.072	0.073	-	0.071 - 0.127, (0.074, 0.095)
Thu-10	15.0	1.7 - 1.9, (1.8)	3.8, 4.6, 6.9	0.73, 1.06, 1.27	0.128	-	0.069	-	0.067	-	0.066 - 0.128, (0.069, 0.106)
Fri-11	15.0	1.8 - 1.9, (1.8)	3.5, 4.5, 6.7	0.44, 0.82, 1.07	-	-	0.066	0.064	-	0.064	0.062 - 0.096, (0.065, 0.082)
Sat-12	15.5	1.8 - 1.8, (1.8)	3.6, 4.1, 6.0	0.43, 0.62, 1.11	-	0.064	-	0.061	0.063	0.062	0.060 - 0.101, (0.063, 0.084)
Sun-13	15.3	1.0 - 1.8, (1.8)	3.2, 8.1, 10.9	0.75, 1.10, 1.74	-	0.061	0.066	0.087	-	0.075	0.061 - 0.104, (0.075, 0.093)
Mon-14	14.3	1.0 - 1.9, (1.8)	5.8, 8.3, 11.9	0.60, 1.12, 1.95	0.078	-	0.081	-	-	-	0.072 - 0.126, (0.078, 0.102)
Tue-15	13.3	0.9 - 1.8, (1.8)	4.8, 6.2, 8.5	0.43, 0.77, 1.33	-	0.074	0.074	0.066	0.066	0.065	0.064 - 0.123, (0.069, 0.092)
Wed-16	14.8	1.8 - 1.8, (1.8)	4.2, 5.3, 8.8	0.52, 0.73, 1.13	-	0.075	0.063	0.059	0.058	-	0.058 - 0.098, (0.060, 0.090)
Thu-17	14.0	0.8 - 1.8, (1.8)	3.0, 3.6, 4.7	0.38, 0.60, 0.90	0.059	0.058	-	0.078	0.062	-	0.056 - 0.108, (0.058, 0.079)
Fri-18	14.3	0.9 - 1.9, (1.8)	2.7, 3.2, 4.6	0.36, 0.44, 0.78	0.062	-	0.057	-	0.055	0.055	0.054 - 0.088, (0.057, 0.064)
Sat-19	15.3	1.6 - 1.8, (1.8)	3.7, 4.3, 5.6	0.37, 0.49, 1.04	-	0.062	0.058	0.058	-	0.058	0.055 - 0.080, (0.058, 0.071)
Sun-20	15.0	1.8 - 1.9, (1.8)	2.9, 3.3, 4.6	0.27, 0.39, 0.75	-	0.060	-	0.053	0.056	-	0.053 - 0.083, (0.057, 0.075)
Mon-21	14.8	0.7 - 1.8, (1.8)	2.8, 2.9, 3.2	0.31, 0.44, 0.54	-	0.056	0.053	0.053	-	0.055	0.052 - 0.091, (0.054, 0.072)
Tue-22	11.8	0.6 - 2.0, (1.8)	2.6, 2.9, 4.5	0.29, 0.51, 0.68	-	0.053	0.053	0.053	0.053	-	0.052 - 0.087, (0.053, 0.062)
Wed-23	15.3	0.5 - 1.8, (1.8)	3.0, 3.6, 5.2	0.27, 0.56, 0.78	-	0.063	0.054	-	0.057	0.056	0.053 - 0.084, (0.056, 0.067)
Thu-24	13.8	0.4 - 1.9, (1.8)	2.9, 3.5, 4.9	0.28, 0.50, 0.74	-	0.058	-	-	-	0.061	0.056 - 0.085, (0.058, 0.072)
Fri-25	16.3	0.4 - 1.8, (1.8)	2.7, 4.1, 5.0	0.32, 0.57, 0.86	-	-	0.059	0.058	-	0.062	0.057 - 0.091, (0.061, 0.072)
Sat-26	15.3	1.6 - 2.0, (1.8)	3.5, 4.0, 5.1	0.37, 0.53, 0.71	-	0.082	0.061	0.064	-	0.066	0.061 - 0.082, (0.064, 0.072)
Sun-27	16.5	1.8 - 2.1, (1.8)	3.6, 4.4, 6.8	0.48, 0.58, 0.98	-	0.096	0.064	-	-	0.071	0.063 - 0.103, (0.069, 0.095)
Mon-28	14.8	1.7 - 1.8, (1.8)	5.5, 8.1, 9.6	0.45, 0.83, 1.05	0.069	0.069	0.112	0.087	-	0.092	0.064 - 0.139, (0.091, 0.112)
Tue-29	14.8	1.8 - 1.9, (1.8)	2.4, 4.7, 10.1	0.73, 1.01, 2.23	-	0.084	-	0.097	0.119	0.089	0.078 - 0.208, (0.089, 0.121)
Wed-30	14.5	1.7 - 2.1, (1.8)	2.2, 2.4, 3.6	0.45, 0.70, 0.90	-	0.076	0.068	0.069	-	-	0.066 - 0.141, (0.073, 0.094)
Thu-31	-	-	-	-	-	-	-	-	-	-	-
Min:	11.8	0.37	1.9	0.2	0.059	0.053	0.053	0.053	0.053	0.055	0.052
Avg:	15.2	1.78	4.8	0.7	0.081	0.071	0.070	0.070	0.067	0.069	0.072
Max:	18.8	2.09	24.4	2.5	0.128	0.096	0.112	0.097	0.119	0.092	0.208

1. Reported values are based on 15 minute recorded data.
2. Reported values are based on discrete recorded data at 4 hour intervals.
3. Reported loading rate values are based on individual filtration flow.

Number of readings <= 0.3 NTU: **110**
 % Readings <= 0.3 NTU: **100.0%**
 Average Effluent NTU: **0.070**

Meets Standard (i.e. at least 95% of readings are <= 0.3 NTU) (Y/N)? **Yes**
 Avg % reduction during the month = [(Avg Raw NTU - Avg Effl NTU)/(Avg Raw NTU)] x 100% : **98.5%**
 Meets Standard (i.e. Reduction is greater than 80%) (Y/N)? **Yes**

	4 hr	15 min	
Number of readings <= 0.3 NTU:	110	1,821	
% Readings <= 0.3 NTU:	100.0%	100.0%	
Average Effluent NTU:	0.070	0.072	
Meets Standard (i.e. at least 95% of readings are <= 0.3 NTU) (Y/N)?	Yes	Yes	
Avg % reduction during the month = [(Avg Raw NTU - Avg Effl NTU)/(Avg Raw NTU)] x 100% :	98.5%	98.5%	
Meets Standard (i.e. Reduction is greater than 80%) (Y/N)?	Yes	Yes	
Sample Frequency:	4 hr	15 min	
Number of Samples:	110	1,821	
Percentile Results:	Min =	0.053	0.052
xth Percentile NTU Value of all turbidity readings: (x% of all turbidity readings are less than these values)	50 th =	0.069	0.070
	90 th =	0.083	0.087
	95 th =	0.094	0.097
	98 th =	0.109	0.114
	99 th =	0.118	0.127
	Max =	0.128	0.208

15 min Data	Filter 1 (gpm/ft ²)	Source Water Turbidity	Settled Water Turbidity
Min =	0.37	1.9	0.24
50 th =	1.79	4.4	0.71
90 th =	1.81	7.4	1.09
95 th =	1.81	8.6	1.26
98 th =	1.83	9.9	1.62
99 th =	1.84	10.7	1.81
Max =	2.09	24.4	2.51

**MONTHLY SUMMARY OF MONITORING
FOR SURFACE WATER TREATMENT REGULATIONS**

System Name: Buckingham Park Water District - Treatment Plant

System Number: 1710011

Filter Type: Filter 2 (Vertical Pressure: 50.3 sq-ft, anthracite & silica sand)

Month/Year: September-20

Date	Filter 2 Operations & Pre-Filtered Water Turbidities (NTU) ¹				Filter 2 Treated Water NTU Every Four Hours ²						Filter 2 Daily Filtered Turbidity, Range, (50, 95th) ¹
	Filter Run Time, Hr.	Filter Loading Rate, (gpm/ft ²) Range, (50th) ³	Source Water Turbidity (5, 50, 95th)	Settled Water Turbidity (5, 50, 95th)	Midnight	4:00 AM	8:00 AM	Noon	4:00 PM	8:00 PM	
Tue-1	18.8	1.6 - 1.8, (1.7)	4.9, 6.0, 7.5	0.62, 0.87, 1.04	-	0.088	0.094	0.087	-	0.091	0.038 - 0.176, (0.090, 0.118)
Wed-2	16.8	1.5 - 1.9, (1.8)	3.9, 4.6, 6.0	0.41, 0.69, 0.98	-	0.087	0.084	0.079	0.080	0.082	0.032 - 0.212, (0.084, 0.100)
Thu-3	14.5	1.7 - 1.8, (1.8)	3.6, 4.3, 5.4	0.55, 0.79, 1.00	0.090	0.082	-	0.081	-	0.083	0.036 - 0.146, (0.082, 0.130)
Fri-4	16.8	1.7 - 1.9, (1.8)	3.1, 3.7, 4.5	0.46, 0.70, 1.12	0.078	0.077	0.072	0.073	-	0.072	0.033 - 0.139, (0.075, 0.096)
Sat-5	17.5	1.7 - 1.8, (1.8)	3.4, 4.0, 5.2	0.55, 0.80, 1.11	-	0.073	0.071	0.071	-	0.068	0.031 - 0.171, (0.071, 0.101)
Sun-6	17.3	1.6 - 1.9, (1.8)	4.0, 5.4, 6.9	0.53, 0.75, 1.36	-	0.069	0.072	0.077	-	-	0.032 - 0.202, (0.076, 0.101)
Mon-7	17.3	1.6 - 1.8, (1.8)	3.2, 5.1, 7.9	0.43, 0.77, 1.02	0.081	-	0.076	0.082	-	0.079	0.038 - 0.131, (0.080, 0.093)
Tue-8	14.3	1.6 - 1.8, (1.8)	2.6, 5.6, 11.5	0.78, 0.96, 1.17	-	-	0.076	0.075	-	-	0.035 - 0.136, (0.077, 0.095)
Wed-9	13.3	1.4 - 1.9, (1.8)	4.2, 5.4, 9.2	0.48, 0.93, 1.17	-	0.073	0.074	0.072	0.073	-	0.032 - 0.129, (0.074, 0.099)
Thu-10	15.0	1.8 - 1.9, (1.8)	3.8, 4.6, 6.9	0.73, 1.06, 1.27	0.126	-	0.115	-	0.070	-	0.029 - 0.126, (0.071, 0.118)
Fri-11	14.8	1.8 - 1.9, (1.8)	3.5, 4.5, 6.7	0.44, 0.82, 1.07	-	-	0.066	0.069	-	0.070	0.028 - 0.099, (0.068, 0.083)
Sat-12	15.5	1.8 - 1.9, (1.8)	3.6, 4.1, 6.0	0.43, 0.62, 1.11	-	0.068	-	0.065	0.069	0.065	0.029 - 0.106, (0.066, 0.089)
Sun-13	15.5	1.1 - 1.9, (1.8)	3.2, 8.1, 10.9	0.75, 1.10, 1.74	-	0.068	0.076	0.080	-	0.079	0.030 - 0.119, (0.079, 0.091)
Mon-14	14.3	1.0 - 1.9, (1.8)	5.8, 8.3, 11.9	0.60, 1.12, 1.95	0.086	-	0.109	-	-	-	0.038 - 0.136, (0.087, 0.128)
Tue-15	13.0	0.9 - 1.9, (1.8)	4.8, 6.2, 8.5	0.43, 0.77, 1.33	-	0.081	0.080	0.075	0.079	0.078	0.032 - 0.122, (0.079, 0.109)
Wed-16	15.0	1.8 - 1.8, (1.8)	4.2, 5.3, 8.8	0.52, 0.73, 1.13	-	0.085	0.071	0.069	0.069	-	0.030 - 0.110, (0.070, 0.103)
Thu-17	14.0	0.9 - 1.8, (1.8)	3.0, 3.6, 4.7	0.38, 0.60, 0.90	0.071	0.068	-	0.085	0.068	-	0.029 - 0.118, (0.068, 0.086)
Fri-18	14.0	0.8 - 2.0, (1.8)	2.7, 3.2, 4.6	0.36, 0.44, 0.78	0.071	-	0.064	-	0.063	0.052	0.028 - 0.077, (0.064, 0.071)
Sat-19	15.3	1.6 - 1.8, (1.8)	3.7, 4.3, 5.6	0.37, 0.49, 1.04	-	0.067	0.065	0.068	-	0.060	0.029 - 0.087, (0.065, 0.078)
Sun-20	15.3	1.7 - 1.9, (1.8)	2.9, 3.3, 4.6	0.27, 0.39, 0.75	-	0.065	-	0.059	0.060	-	0.025 - 0.109, (0.061, 0.078)
Mon-21	14.8	0.6 - 1.9, (1.8)	2.8, 2.9, 3.2	0.31, 0.44, 0.54	-	0.093	0.059	0.060	-	0.062	0.027 - 0.093, (0.060, 0.083)
Tue-22	11.5	0.5 - 1.8, (1.8)	2.6, 2.9, 4.5	0.29, 0.51, 0.68	-	0.058	0.058	0.061	0.061	-	0.028 - 0.093, (0.060, 0.071)
Wed-23	15.3	0.5 - 1.9, (1.8)	3.0, 3.6, 5.2	0.27, 0.56, 0.78	-	0.061	0.058	-	0.063	0.061	0.029 - 0.092, (0.061, 0.073)
Thu-24	14.0	0.4 - 1.9, (1.8)	2.9, 3.5, 4.9	0.28, 0.50, 0.74	-	0.069	-	-	-	0.064	0.030 - 0.094, (0.064, 0.075)
Fri-25	16.3	0.3 - 1.9, (1.8)	2.7, 4.1, 5.0	0.32, 0.57, 0.86	-	-	0.068	0.062	-	0.063	0.029 - 0.102, (0.064, 0.075)
Sat-26	15.0	1.8 - 2.0, (1.8)	3.5, 4.0, 5.1	0.37, 0.53, 0.71	-	0.078	0.059	0.065	-	0.075	0.030 - 0.084, (0.063, 0.078)
Sun-27	16.5	1.6 - 2.1, (1.8)	3.6, 4.4, 6.8	0.48, 0.58, 0.98	-	0.071	0.062	-	-	0.068	0.032 - 0.117, (0.067, 0.101)
Mon-28	15.0	1.8 - 1.8, (1.8)	5.5, 8.1, 9.6	0.45, 0.83, 1.05	0.080	0.075	0.066	0.076	-	0.084	0.034 - 0.140, (0.077, 0.104)
Tue-29	14.8	1.8 - 1.9, (1.8)	2.4, 4.7, 10.1	0.73, 1.01, 2.23	-	0.100	-	0.126	0.107	0.087	0.044 - 0.146, (0.100, 0.137)
Wed-30	14.5	1.8 - 1.8, (1.8)	2.2, 2.4, 3.6	0.45, 0.70, 0.90	-	0.076	0.068	0.068	-	-	0.033 - 0.132, (0.076, 0.090)
Thu-31	-	-	-	-	-	-	-	-	-	-	-
Min:	11.5	0.34	1.9	0.2	0.071	0.058	0.058	0.059	0.060	0.052	0.050
Avg:	15.2	1.78	4.8	0.7	0.086	0.075	0.073	0.074	0.072	0.072	0.076
Max:	18.8	2.05	24.4	2.5	0.126	0.100	0.115	0.126	0.107	0.091	0.212

- Reported values are based on 15 minute recorded data.
- Reported values are based on discrete recorded data at 4 hour intervals.
- Reported loading rate values are based on individual filtration flow.

Number of readings <= 0.3 NTU:	111	1,821
% Readings <= 0.3 NTU:	100.0%	100.0%
Average Effluent NTU:	0.074	0.076
Meets Standard (i.e. at least 95% of readings are <= 0.3 NTU) (Y/N)?	Yes	Yes
Avg % reduction during the month = [(Avg Raw NTU - Avg Effl NTU)/(Avg Raw NTU)] x 100% :	98.5%	98.4%
Meets Standard (i.e. Reduction is greater than 80%) (Y/N)?	Yes	Yes

15 min Data	Filter 2 (gpm/ft ²)	Source Water Turbidity	Settled Water Turbidity
Min =	0.34	1.9	0.24
50 th =	1.79	4.4	0.71
90 th =	1.80	7.4	1.09
95 th =	1.80	8.6	1.26
98 th =	1.82	9.9	1.62
99 th =	1.86	10.7	1.81
Max =	2.05	24.4	2.51

Sample Frequency:	4 hr	15 min	
	Number of Samples:	111	1,821
Percentile Results:	Min =	0.052	0.050
xth Percentile NTU Value of all turbidity readings: (x% of all turbidity readings are less than these values)	50 th =	0.072	0.073
	90 th =	0.087	0.091
	95 th =	0.097	0.104
	98 th =	0.114	0.125
	99 th =	0.125	0.135
	Max =	0.126	0.212

**MONTHLY SUMMARY OF MONITORING
FOR SURFACE WATER TREATMENT REGULATIONS**

System Name: Buckingham Park Water District - Treatment Plant

System Number: 1710011

Plant Type: Conventional Treatment - (Solids-Contact Upflow Clarifier, 2 Multi-Media Vertical Pressure Filters, 2 GAC filters & Disinfection)

Month/Year: September-20

Plant Operations and Water Characteristics (depicted data is based on when plant is producing water)

Date	Plant Run Time, Hr.	Recycled Run Time, Hr.	Source + Recycled Flow (gpm) (5, 50, 95th)	Recycled Flow (gpm) (5, 50, 95th)	% Recycled Flow (5, 50, 95th)	CFE Flow (gpm) (5, 50, 95th)	Clearwell Flow (gpm) (5, 50, 95th)	Recycled Production (gallons)	Source Production (gallons)	CFE Production (gallons)	Clearwell Pumped (gallons)	Distribution Demand (gallons)	Clearwell pH (5, 50, 95th)	Clearwell Cl ₂ Inlet, mg/L (5, 50, 95th)	Clearwell Cl ₂ Outlet, mg/L (5, 50, 95th)	Clearwell Temp, °C (5, 50, 95th)
Sat-1	19.0	5.3	165, 178, 199	11.5, 11.7, 12.0	5.3%, 6.5%, 6.9%	172, 175, 180	212, 217, 220	3,699	200,927	196,880	175,176	170,536	7.60, 7.70, 7.70	2.36, 3.05, 3.66	1.30, 1.34, 1.39	25.1, 25.8, 26.5
Wed-2	17.0	12.3	166, 178, 199	11.5, 11.8, 12.0	6.1%, 6.5%, 6.9%	167, 174, 181	210, 215, 221	8,651	173,968	175,802	142,122	143,492	7.60, 7.70, 7.80	2.29, 3.12, 3.83	1.34, 1.36, 1.39	24.7, 25.5, 26.3
Thu-3	14.8	9.0	161, 183, 194	11.6, 11.8, 12.1	6%, 6.4%, 7.1%	178, 180, 182	211, 215, 218	6,350	154,428	157,924	148,071	142,548	7.60, 7.70, 7.80	2.01, 2.95, 3.63	1.24, 1.26, 1.31	24.7, 25.5, 26.3
Fri-4	17.0	5.3	171, 183, 200	11.6, 11.6, 11.7	5.8%, 6.3%, 6.5%	171, 180, 182	211, 215, 220	3,640	183,425	180,634	154,946	155,454	7.60, 7.69, 7.71	2.19, 2.86, 3.38	1.21, 1.27, 1.31	24.8, 25.4, 26.4
Sat-5	17.8	5.0	142, 183, 197	11.5, 11.6, 11.7	5.6%, 6.3%, 6.9%	177, 180, 181	210, 215, 220	3,483	193,147	188,956	168,031	168,527	7.60, 7.68, 7.70	1.83, 3.50, 5.00	1.08, 1.17, 1.41	24.6, 25.6, 26.5
Sun-6	17.5	5.0	175, 184, 196	11.5, 11.5, 11.7	5.6%, 6.2%, 6.6%	162, 180, 181	210, 214, 219	3,464	189,232	185,754	161,321	161,382	7.58, 7.62, 7.70	2.94, 3.98, 4.87	1.42, 1.50, 1.66	25.4, 26.0, 27.1
Mon-7	17.5	5.3	173, 185, 199	11.3, 11.5, 11.6	6.1%, 6.3%, 6.7%	177, 180, 182	211, 216, 219	3,628	192,021	186,184	165,766	168,425	7.60, 7.68, 7.70	2.58, 3.66, 4.42	1.61, 1.68, 1.71	26.0, 26.7, 27.5
Tue-8	14.3	3.3	177, 185, 205	11.3, 11.4, 11.9	5.3%, 6.1%, 6.4%	178, 180, 181	211, 215, 218	2,239	157,111	152,397	141,034	137,531	7.62, 7.70, 7.78	2.09, 2.93, 3.79	1.24, 1.34, 1.53	25.6, 26.4, 26.9
Wed-9	13.5	3.8	172, 186, 201	11.2, 11.5, 11.6	5.8%, 6.2%, 6.9%	164, 180, 181	211, 214, 218	2,588	148,661	142,570	134,285	136,756	7.63, 7.73, 7.80	2.33, 3.40, 3.96	1.25, 1.36, 1.40	23.9, 24.6, 25.6
Thu-10	15.3	4.5	164, 186, 203	10.7, 11.3, 11.6	5.3%, 6.1%, 6.5%	178, 180, 181	210, 215, 220	3,011	167,060	161,920	136,377	132,903	7.63, 7.73, 7.80	2.34, 3.20, 3.97	1.30, 1.35, 1.42	22.5, 23.2, 24.0
Fri-11	15.0	3.8	169, 186, 200	11.4, 11.5, 11.7	5.8%, 6.2%, 6.5%	179, 180, 182	212, 215, 219	2,588	167,233	160,891	141,917	139,741	7.60, 7.64, 7.71	2.35, 3.19, 3.69	1.38, 1.43, 1.47	22.2, 22.9, 23.5
Sat-12	15.8	4.0	174, 186, 210	11.3, 11.4, 11.6	5.2%, 6.2%, 6.7%	179, 180, 181	212, 215, 217	2,743	174,678	167,483	137,275	141,175	7.60, 7.66, 7.73	1.98, 2.94, 3.71	1.28, 1.31, 1.36	22.0, 22.8, 23.6
Sun-13	15.5	3.0	169, 186, 207	11.4, 11.5, 11.6	5.8%, 6.2%, 6.6%	178, 180, 181	210, 214, 218	2,070	172,671	165,017	146,574	141,554	7.60, 7.64, 7.70	2.36, 3.25, 4.03	1.34, 1.37, 1.45	22.6, 23.1, 24.1
Mon-14	14.5	3.5	159, 186, 213	9.6, 11.5, 11.5	5.1%, 6.2%, 6.4%	167, 180, 181	209, 214, 217	2,334	159,260	152,630	129,452	131,755	7.64, 7.75, 7.80	2.76, 3.65, 4.36	1.43, 1.48, 1.55	22.5, 23.4, 24.4
Tue-15	13.3	2.8	164, 187, 203	11.3, 11.4, 11.6	5.2%, 6%, 6.5%	179, 180, 181	210, 214, 218	1,885	145,578	140,540	113,905	109,201	7.70, 7.80, 7.90	2.38, 3.10, 3.49	1.36, 1.41, 1.45	22.4, 23.1, 23.9
Wed-16	15.0	3.0	176, 187, 198	8.9, 11.4, 11.5	4.7%, 6.1%, 6.4%	178, 180, 181	211, 215, 218	1,972	169,508	160,581	144,862	145,655	7.60, 7.72, 7.80	2.33, 3.10, 3.63	1.32, 1.37, 1.42	22.3, 23.0, 24.1
Thu-17	14.3	4.0	173, 188, 203	11.4, 11.5, 11.6	5.6%, 6.1%, 6.2%	161, 180, 181	130, 214, 217	2,757	157,195	149,741	132,844	130,145	7.60, 7.70, 7.75	2.12, 2.84, 3.33	1.26, 1.33, 1.35	22.9, 23.9, 24.6
Fri-18	14.3	3.0	167, 188, 210	11.4, 11.5, 11.6	5.6%, 6.1%, 6.2%	171, 180, 181	195, 213, 218	2,064	159,767	151,345	131,798	135,170	7.60, 7.64, 7.70	2.13, 3.08, 3.71	1.21, 1.28, 1.33	22.7, 23.3, 23.9
Sat-19	15.5	3.8	176, 187, 203	11.4, 11.5, 11.6	5.9%, 6.1%, 6.5%	179, 180, 181	210, 212, 216	2,586	170,979	164,555	148,584	141,690	7.54, 7.64, 7.70	2.58, 3.65, 4.52	1.29, 1.41, 1.57	22.1, 22.8, 23.6
Sun-20	15.3	4.0	175, 187, 202	11.4, 11.5, 11.7	5.9%, 6.2%, 6.9%	179, 180, 181	209, 214, 218	2,764	172,050	163,317	140,102	139,541	7.57, 7.64, 7.70	2.90, 3.79, 4.71	1.59, 1.64, 1.74	22.2, 23.0, 23.8
Mon-21	15.0	2.8	168, 188, 216	11.3, 11.6, 11.7	5.1%, 6%, 6.2%	174, 180, 181	209, 213, 217	1,902	166,144	157,758	145,081	150,006	7.56, 7.60, 7.70	2.85, 3.79, 4.63	1.69, 1.72, 1.75	22.2, 23.1, 23.7
Tue-22	11.8	2.5	147, 188, 211	11.1, 11.2, 11.3	5.8%, 6%, 6%	179, 180, 181	155, 215, 217	1,676	137,038	123,993	122,587	124,739	7.60, 7.67, 7.70	2.84, 3.67, 4.43	1.66, 1.69, 1.73	22.2, 22.9, 23.8
Wed-23	15.5	4.3	173, 189, 204	10.8, 11.1, 11.3	5.5%, 5.9%, 6.3%	178, 180, 181	209, 213, 217	2,830	172,053	162,727	142,096	137,295	7.60, 7.63, 7.70	2.83, 3.79, 4.49	1.67, 1.72, 1.77	21.7, 22.6, 23.7
Thu-24	14.0	4.3	170, 189, 209	11.1, 11.3, 11.5	5.7%, 6%, 6.3%	179, 180, 184	211, 215, 218	2,876	154,668	148,218	128,796	130,452	7.60, 7.68, 7.70	2.54, 3.30, 3.94	1.59, 1.72, 1.75	22.0, 22.5, 23.3
Fri-25	16.5	3.0	175, 189, 208	11.2, 11.3, 11.4	5.7%, 6%, 7.5%	179, 180, 181	209, 212, 216	2,035	183,372	173,496	153,094	149,175	7.60, 7.68, 7.76	2.58, 3.35, 4.09	1.52, 1.58, 1.60	21.4, 22.0, 22.9
Sat-26	15.3	3.5	181, 190, 202	10.7, 11.3, 11.4	5.2%, 6%, 6.5%	179, 180, 182	208, 213, 217	2,347	171,593	163,960	139,793	139,384	7.60, 7.69, 7.77	2.54, 3.26, 3.80	1.47, 1.51, 1.56	21.6, 22.2, 23.2
Sun-27	16.8	2.5	181, 190, 209	9.2, 11.3, 11.5	4.9%, 6.1%, 6.8%	179, 180, 181	208, 212, 217	1,640	190,693	178,357	158,666	152,179	7.60, 7.69, 7.77	2.59, 3.31, 4.45	1.50, 1.53, 1.58	21.5, 22.3, 23.3
Mon-28	15.0	3.0	179, 190, 213	10.9, 11.5, 11.6	5.7%, 6%, 6.4%	178, 180, 181	208, 211, 215	2,049	172,527	160,558	142,580	150,226	7.60, 7.69, 7.79	2.36, 3.12, 3.42	1.45, 1.50, 1.53	22.5, 23.2, 23.9
Tue-29	15.0	4.3	177, 190, 217	10.8, 11.4, 11.5	5.9%, 6.1%, 6.5%	178, 180, 184	208, 211, 215	2,890	169,243	159,736	136,420	136,868	7.60, 7.70, 7.80	2.37, 3.19, 3.92	1.42, 1.44, 1.47	21.3, 22.6, 23.2
Wed-30	14.8	2.5	180, 191, 211	11.4, 11.5, 11.6	5.3%, 6%, 6.5%	178, 180, 181	207, 213, 215	1,719	171,832	156,717	149,492	148,673	7.60, 7.70, 7.79	2.54, 3.16, 3.61	1.41, 1.45, 1.49	21.3, 22.4, 23.3
Thu-31	-	-	-	-	-	-	-	-	-	-	-	-	-	-	-	-

MONTHLY SUMMARY OF MONITORING
FOR SURFACE WATER TREATMENT REGULATIONS

System Name: Buckingham Park Water District - Treatment Plant

System #: 1710011

Filter Type: Filter 1 (Vertical Pressure: 50.3 sq-ft)

Month/Year: September-20

Filter 1 Operations												
Date	Run Time, Hr.	Filter Flow gpm, gpm/ft ² Range (50th)	Filter Production (gallons)	Backwash (BW) Start Time	Surface Wash Loading Rate (gpm/ft ²)	Filter BW Loading Rate (gpm/ft ²)	Filter BW Volume (gallons)	Filter SW Volume (gallons)	Filter-to Waste, Vol (gallons)	Total Vol to Sludge Pond (gallons)	Gal of Water Produced Between BW	UFRV (gal/ft ²)
Sat-1	18.8	83 - 92, (90) 1.7 - 1.8, (1.8)	96,600	7:59 PM	2.6, 2.7, 2.6 0.1, 0.0, 0.0	5 minutes of BW @ 17.6 gpm/ft ²	4,425	400	807	5,632	82,386	1,639
Wed-2	16.8	83 - 92, (90) 1.6 - 1.8, (1.8)	90,203	8:25 PM	2.5, 2.6, 2.6 0.2, 0.0, 0.0	5 minutes of BW @ 17.6 gpm/ft ²	4,425	400	808	5,633	95,165	1,893
Thu-3	14.8	84 - 99, (90) 1.7 - 2.0, (1.8)	80,209	-	-	-	-	-	-	-	-	-
Fri-4	16.8	74 - 93, (90) 1.5 - 1.9, (1.8)	86,841	2:30 AM	2.4, 2.6, 2.6 0.3, 0.0, 0.0	5 minutes of BW @ 17.6 gpm/ft ²	4,425	394	807	5,626	96,566	1,921
Sat-5	17.5	84 - 92, (90) 1.7 - 1.8, (1.8)	94,506	6:09 AM	2.3, 2.6, 2.6 0.4, 0.0, 0.0	5 minutes of BW @ 17.6 gpm/ft ²	4,425	401	808	5,634	96,367	1,917
Sun-6	17.3	68 - 92, (90) 1.4 - 1.8, (1.8)	92,388	6:00 AM	2.2, 2.6, 2.6 0.5, 0.0, 0.0	6 minutes of BW @ 17.6 gpm/ft ²	5,310	399	808	6,517	96,466	1,919
Mon-7	17.3	83 - 93, (90) 1.7 - 1.8, (1.8)	93,520	6:17 AM	2.0, 2.6, 2.6 0.5, 0.0, 0.0	6 minutes of BW @ 17.6 gpm/ft ²	5,310	388	809	6,507	96,620	1,922
Tue-8	14.0	77 - 93, (91) 1.5 - 1.8, (1.8)	77,083	8:14 AM	2.0, 2.7, 2.7 0.6, 0.0, 0.0	6 minutes of BW @ 17.6 gpm/ft ²	5,310	399	809	6,518	96,250	1,915
Wed-9	13.3	66 - 92, (90) 1.3 - 1.8, (1.8)	73,007	11:03 AM	1.9, 2.6, 2.6 0.7, 0.0, 0.0	6 minutes of BW @ 17.6 gpm/ft ²	5,310	393	808	6,511	96,427	1,918
Thu-10	15.0	83 - 93, (90) 1.7 - 1.9, (1.8)	79,754	6:33 PM	1.7, 2.6, 2.6 0.8, 0.0, 0.0	6 minutes of BW @ 17.6 gpm/ft ²	5,310	392	808	6,510	95,557	1,901
Fri-11	15.0	89 - 97, (90) 1.8 - 1.9, (1.8)	80,913	-	-	-	-	-	-	-	-	-
Sat-12	15.5	88 - 92, (90) 1.8 - 1.8, (1.8)	80,543	4:50 AM	1.6, 2.6, 2.6 2.1, 0.7, 0.0	6 minutes of BW @ 17.6 gpm/ft ²	5,310	481	807	6,598	106,751	2,124
Sun-13	15.3	50 - 91, (90) 1.0 - 1.8, (1.8)	81,496	10:15 AM	1.5, 2.6, 2.7 2.3, 0.9, 0.0	6 minutes of BW @ 17.6 gpm/ft ²	5,310	503	809	6,622	106,362	2,116
Mon-14	14.3	49 - 94, (90) 1.0 - 1.9, (1.8)	74,344	6:40 PM	1.4, 2.6, 2.7 2.4, 1.0, 0.0	6 minutes of BW @ 17.6 gpm/ft ²	5,310	505	811	6,626	105,854	2,106
Tue-15	13.3	45 - 91, (90) 0.9 - 1.8, (1.8)	70,373	-	-	-	-	-	-	-	-	-
Wed-16	14.8	88 - 91, (90) 1.8 - 1.8, (1.8)	80,270	8:13 AM	1.3, 2.6, 2.6 2.5, 1.2, 0.0	6 minutes of BW @ 17.6 gpm/ft ²	5,310	512	808	6,630	106,345	2,116
Thu-17	14.0	42 - 92, (90) 0.8 - 1.8, (1.8)	75,945	3:09 PM	1.1, 2.6, 2.7 2.6, 1.4, 0.0	6 minutes of BW @ 17.6 gpm/ft ²	5,310	520	806	6,636	106,719	2,123
Fri-18	14.3	43 - 94, (90) 0.9 - 1.9, (1.8)	77,857	-	-	-	-	-	-	-	-	-
Sat-19	15.3	80 - 92, (90) 1.6 - 1.8, (1.8)	83,847	1:20 AM	1.0, 2.5, 2.6 2.5, 1.5, 0.0	6 minutes of BW @ 17.6 gpm/ft ²	5,310	510	806	6,626	106,537	2,119
Sun-20	15.0	88 - 95, (90) 1.8 - 1.9, (1.8)	80,855	8:59 AM	0.9, 2.6, 2.6 2.6, 1.7, 0.0	6 minutes of BW @ 17.6 gpm/ft ²	5,310	521	810	6,641	106,467	2,118
Mon-21	14.8	33 - 92, (90) 0.7 - 1.8, (1.8)	79,801	12:55 PM	0.8, 2.5, 2.6 2.6, 1.7, 0.0	6 minutes of BW @ 17.6 gpm/ft ²	5,310	513	809	6,632	106,886	2,126
Tue-22	11.8	30 - 99, (90) 0.6 - 2.0, (1.8)	67,339	-	-	-	-	-	-	-	-	-
Wed-23	15.3	23 - 93, (90) 0.5 - 1.8, (1.8)	81,677	3:19 AM	0.7, 2.6, 2.7 2.7, 1.9, 0.0	6 minutes of BW @ 17.6 gpm/ft ²	5,310	528	809	6,647	105,451	2,098
Thu-24	13.8	20 - 95, (90) 0.4 - 1.9, (1.8)	71,665	10:31 AM	0.5, 2.5, 2.7 2.7, 2.1, 0.0	6 minutes of BW @ 17.6 gpm/ft ²	5,310	522	808	6,640	106,373	2,116
Fri-25	16.3	19 - 91, (90) 0.4 - 1.8, (1.8)	87,423	5:51 PM	0.4, 2.4, 2.5 2.6, 2.1, 0.0	6 minutes of BW @ 17.6 gpm/ft ²	5,310	505	807	6,622	105,723	2,103
Sat-26	15.3	79 - 99, (90) 1.6 - 2.0, (1.8)	79,849	-	-	-	-	-	-	-	-	-
Sun-27	16.5	88 - 105, (90) 1.8 - 2.1, (1.8)	89,953	3:29 AM	0.3, 2.3, 2.6 2.6, 2.3, 0.0	6 minutes of BW @ 17.6 gpm/ft ²	5,310	508	809	6,627	105,526	2,099
Mon-28	14.8	87 - 92, (90) 1.7 - 1.8, (1.8)	80,303	7:36 AM	0.1, 1.5, 2.6 2.6, 2.4, 0.0	6 minutes of BW @ 17.6 gpm/ft ²	5,310	463	807	6,580	106,579	2,120
Tue-29	14.8	88 - 94, (90) 1.8 - 1.9, (1.8)	78,767	1:54 PM	1.2, 2.6, 2.7 2.5, 0.0, 0.0	6 minutes of BW @ 17.6 gpm/ft ²	5,310	456	809	6,575	105,720	2,103
Wed-30	14.5	88 - 103, (90) 1.7 - 2.1, (1.8)	79,980	10:05 PM	1.2, 2.6, 2.6 2.6, 0.0, 0.0	6 minutes of BW @ 17.6 gpm/ft ²	5,310	451	808	6,569	106,041	2,110
Thu-31	-	-	-	-	-	-	-	-	-	-	-	-
Total:	455.3		2,447,312	24			123,900	11,064	19,395	154,359		
	19.0 days											

UFRV: Unit Filter Run Volume is the amount of water filtered per squared-foot between backwashes.
Note: The amount of water filtered between backwashes does not account for the filter production in the previous month for the first calculated UFRV value.

MONTHLY SUMMARY OF MONITORING
FOR SURFACE WATER TREATMENT REGULATIONS

System Name: Buckingham Park Water District - Treatment Plant

System #: 1710011

Filter Type: Filter 2 (Vertical Pressure: 50.3 sq-ft)

Month/Year: September-20

Filter 2 Operations												
Date	Run Time, Hr.	Filter Flow (gpm) Range (50h)	Filter Production (gallons)	Backwash (BW) Start Time	Surface Wash Loading Rate (gpm/ft ²)	Filter BW Loading Rate (gpm/ft ²)	Filter BW Volume (gallons)	Filter SW Volume (gallons)	Filter-to Waste, Vol (gallons)	Total Vol to Sludge Pond (gallons)	Gal of Water Produced Between BW	UFRV (gal/ft ²)
Sat-1	18.8	82 - 91, (86) 1.6 - 1.8, (1.7)	94,782	10:01 AM	2.5, 2.5, 2.5 0.0, 0.0, 0.0	5 minutes of BW @ 16.4 gpm/ft ²	4,125	377	808	5,310	37,867	753
Wed-2	16.8	77 - 94, (89) 1.5 - 1.9, (1.8)	87,771	9:39 AM	2.4, 2.5, 2.5 0.1, 0.0, 0.0	5 minutes of BW @ 16.4 gpm/ft ²	4,125	380	806	5,311	91,936	1,829
Thu-3	14.5	83 - 92, (90) 1.7 - 1.8, (1.8)	78,868	12:11 PM	2.3, 2.5, 2.5 0.2, 0.0, 0.0	5 minutes of BW @ 16.4 gpm/ft ²	4,125	384	810	5,319	96,486	1,920
Fri-4	16.8	86 - 93, (90) 1.7 - 1.9, (1.8)	86,858	4:47 PM	2.2, 2.5, 2.5 0.3, 0.0, 0.0	5 minutes of BW @ 16.4 gpm/ft ²	4,125	383	812	5,320	96,345	1,917
Sat-5	17.5	83 - 91, (90) 1.7 - 1.8, (1.8)	94,577	6:50 PM	2.1, 2.5, 2.5 0.4, 0.0, 0.0	5 minutes of BW @ 16.4 gpm/ft ²	4,125	379	810	5,314	96,741	1,925
Sun-6	17.3	82 - 93, (90) 1.6 - 1.9, (1.8)	92,484	6:14 PM	2.0, 2.5, 2.5 0.5, 0.0, 0.0	6 minutes of BW @ 16.4 gpm/ft ²	4,950	380	809	6,139	96,528	1,920
Mon-7	17.3	83 - 91, (90) 1.6 - 1.8, (1.8)	93,609	5:37 PM	1.9, 2.5, 2.5 0.6, 0.0, 0.0	6 minutes of BW @ 16.4 gpm/ft ²	4,950	371	809	6,130	96,498	1,920
Tue-8	14.3	78 - 91, (90) 1.6 - 1.8, (1.8)	78,387	-	-	-	-	-	-	-	-	-
Wed-9	13.3	72 - 94, (90) 1.4 - 1.9, (1.8)	73,102	1:20 AM	1.8, 2.5, 2.5 0.7, 0.0, 0.0	6 minutes of BW @ 16.4 gpm/ft ²	4,950	377	809	6,136	96,451	1,919
Thu-10	15.0	89 - 93, (90) 1.8 - 1.9, (1.8)	79,861	7:41 AM	1.7, 2.5, 2.5 0.8, 0.0, 0.0	6 minutes of BW @ 16.4 gpm/ft ²	4,950	376	808	6,134	95,289	1,896
Fri-11	14.8	89 - 95, (90) 1.8 - 1.9, (1.8)	79,633	1:01 PM	1.6, 2.5, 2.5 0.9, 0.0, 0.0	6 minutes of BW @ 16.4 gpm/ft ²	4,950	370	806	6,126	107,356	2,136
Sat-12	15.5	89 - 95, (90) 1.8 - 1.9, (1.8)	80,571	10:35 PM	1.5, 2.5, 2.5 1.9, 0.6, 0.0	6 minutes of BW @ 16.4 gpm/ft ²	4,950	448	810	6,208	106,326	2,115
Sun-13	15.5	57 - 93, (90) 1.1 - 1.9, (1.8)	82,982	-	-	-	-	-	-	-	-	-
Mon-14	14.3	52 - 94, (90) 1.0 - 1.9, (1.8)	74,415	6:43 AM	1.4, 2.5, 2.5 1.9, 0.6, 0.0	6 minutes of BW @ 16.4 gpm/ft ²	4,950	441	810	6,201	105,908	2,107
Tue-15	13.0	47 - 93, (90) 0.9 - 1.9, (1.8)	69,068	6:58 PM	1.2, 2.5, 2.5 1.7, 0.5, 0.0	6 minutes of BW @ 16.4 gpm/ft ²	4,950	425	809	6,184	106,555	2,120
Wed-16	15.0	89 - 92, (90) 1.8 - 1.8, (1.8)	81,735	-	-	-	-	-	-	-	-	-
Thu-17	14.0	44 - 91, (90) 0.9 - 1.8, (1.8)	75,947	1:35 AM	1.1, 2.4, 2.5 2.1, 0.9, 0.0	6 minutes of BW @ 16.4 gpm/ft ²	4,950	449	808	6,207	106,964	2,128
Fri-18	14.0	40 - 98, (90) 0.8 - 2.0, (1.8)	76,491	10:45 AM	1.0, 2.5, 2.5 2.2, 1.1, 0.0	6 minutes of BW @ 16.4 gpm/ft ²	4,950	466	811	6,227	106,646	2,122
Sat-19	15.3	82 - 92, (90) 1.6 - 1.8, (1.8)	83,869	8:06 PM	0.9, 2.4, 2.5 2.3, 1.2, 0.0	6 minutes of BW @ 16.4 gpm/ft ²	4,950	461	810	6,221	106,536	2,119
Sun-20	15.3	86 - 94, (90) 1.7 - 1.9, (1.8)	82,253	-	-	-	-	-	-	-	-	-
Mon-21	14.8	31 - 96, (90) 0.6 - 1.9, (1.8)	79,866	3:39 AM	0.8, 2.4, 2.5 2.5, 1.6, 0.0	6 minutes of BW @ 16.4 gpm/ft ²	4,950	492	807	6,249	106,720	2,123
Tue-22	11.5	27 - 92, (90) 0.5 - 1.8, (1.8)	65,972	11:12 AM	0.4, 1.6, 2.5 2.5, 1.8, 0.0	6 minutes of BW @ 16.4 gpm/ft ²	4,950	443	808	6,201	105,787	2,105
Wed-23	15.3	24 - 94, (90) 0.5 - 1.9, (1.8)	81,730	9:49 PM	0.3, 1.6, 2.5 2.5, 1.9, 0.0	6 minutes of BW @ 16.4 gpm/ft ²	4,950	443	812	6,205	106,186	2,113
Thu-24	14.0	20 - 95, (90) 0.4 - 1.9, (1.8)	73,142	-	-	-	-	-	-	-	-	-
Fri-25	16.3	17 - 95, (90) 0.3 - 1.9, (1.8)	87,441	7:08 AM	0.2, 1.3, 2.5 2.5, 2.0, 0.0	6 minutes of BW @ 16.4 gpm/ft ²	4,950	426	808	6,184	105,642	2,102
Sat-26	15.0	89 - 102, (90) 1.8 - 2.0, (1.8)	78,441	12:44 PM	0.9, 2.5, 2.5 2.1, 0.0, 0.0	6 minutes of BW @ 16.4 gpm/ft ²	4,950	403	812	6,165	106,029	2,109
Sun-27	16.5	81 - 103, (90) 1.6 - 2.1, (1.8)	89,952	8:05 PM	0.3, 2.5, 2.5 2.2, 0.0, 0.0	6 minutes of BW @ 16.4 gpm/ft ²	4,950	378	811	6,139	106,239	2,114
Mon-28	15.0	90 - 92, (90) 1.8 - 1.8, (1.8)	81,767	-	-	-	-	-	-	-	-	-
Tue-29	14.8	89 - 94, (90) 1.8 - 1.9, (1.8)	78,745	2:58 AM	0.2, 2.5, 2.5 2.3, 0.0, 0.0	6 minutes of BW @ 16.4 gpm/ft ²	4,950	377	808	6,135	105,920	2,107
Wed-30	14.5	89 - 91, (90) 1.8 - 1.8, (1.8)	79,981	8:47 AM	2.5, 2.5, 2.4 0.0, 0.0, 0.0	6 minutes of BW @ 16.4 gpm/ft ²	4,950	368	808	6,126	106,102	2,111
Thu-31	-	-	-	-	-	-	-	-	-	-	-	-
Total:	455.3		2,444,299	24			114,675	9,797	19,417	143,889		
	19.0 days											

UFRV: Unit Filter Run Volume is the amount of water filtered per squared-foot between backwashes.
Note: The amount of water filtered between backwashes does not account for the filter production in the previous month for the first calculated UFRV value.

Combined Filter Effluent Reporting

Incidents of turbidity greater than **1.0 NTU** in two consecutive measurements taken no more than 15 minutes apart.

Date of Incident	NONE								
Value									

Incidents of turbidity greater than **0.2 NTU** in two consecutive measurements taken 15 minutes apart at the end of the first 60 minutes of continuous filter operation after the filter has been backwashed or otherwise taken offline.

Date of Incident	NONE								
Value									

Individual Filter Effluent Reporting

Were individual filters monitored and recorded at least once every 15 minutes? Yes No
 Were there any trigger violations? Yes No

Incidents of turbidity greater than **1.0 NTU** in two consecutive measurements taken no more than 15 minutes apart.

Date of Incident	NONE								
Value									
Filter Number									

Incidents of turbidity greater than **0.3 NTU** in two consecutive measurements taken 15 minutes apart at the end of the first 60 minutes of continuous filter operation after the filter has been backwashed or otherwise taken offline.

Date of Incident	NONE								
Value									
Filter Number									

Incidents of turbidity greater than **1.0 NTU** in two consecutive measurements taken no more than 15 minutes apart at any time in each of three consecutive months.

Date of Incident	NONE								
Value									
Filter Number									

Incidents of turbidity greater than **2.0 NTU** in two consecutive measurements taken no more than 15 minutes apart at any time in each of two consecutive months.

Date of Incident	NONE								
Value									
Filter Number									

Note: System is required to arrange with the Department for a comprehensive performance evaluation (CPE) to be conducted no later than 30 days following the exceedance. The CPE must be completed and submitted to the State no later than 90 days following the exceedance for the second straight month.

Turbidity Instrument Calibration

Indicate the date that the turbidimeters that are used for regulatory monitoring purposes were calibrated:

Date	Which Turbidimeter	Which standards used, primary or secondary	Date	Which Turbidimeter	Which standards used, primary or secondary
9/19/2020	1720 dfilter 1	primary	9/24/2020	raw scatter 7	primary
9/19/2020	1720 d filter 2	primary	9/24/2020	hach hand held	primary
9/19/2020	Swan Turbiwell	verification			
9/19/2020	settled 1720 c	primary			

Alarm Testing

Date	Alarm Tested	Set Point Tested	Call Out Successful	Shut Down Successful	Time Delay
9/24/2020	CL2 LOW	0.8	YES	YES	0min/30sec
9/24/2020	CL2HIGH	3.25	YES	YES	0min/30sec
9/24/2020	coagulant fail	fail	YES	YES	6min/56sec
9/24/2020	filter 1 ntu high	0.28	YES	YES	INST
9/24/2020	filter 2 ntu high	0.28	YES	YES	INST
9/24/2020	combined ntu high	0.28	YES	YES	0min/15sec

Disinfection Process Data

Disinfectant residual type (check one): Free Chlorine Combined Chlorine Other

Incidents of chlorine residuals less than **0.2 mg/L** at the plant effluent:

Date of Incident	none		
Duration			
Date Dept. Notified			

Total number of incidents where residual is < 0.2 mg/L: 0
 Meet Standard (i.e. is not less than 0.2 mg/L for more than four hours (Y/N)? Yes

Number of distribution system residual samples collected:	120
Number of distribution system samples for HPC only:	
Total number of residual and/or HPC samples collected:	120
Number of samples with no detectable residual and HPC is not measured:	
Number of samples with no residual and HPC > 500 CFU/mL:	
Number of samples for HPC only and HPC > 500 CFU/mL:	
Total number of samples with no residual and/or HPC > 500 CFU/mL:	0

Compute V:

Where $V = [1 - (\text{Total No. of samples with no residual and/or HPC} > 500) / (\text{Total No. of residual and/or HPC samples collected})] \times 100$

$V =$ 100.0%

Meets Standard (i.e. $V \geq 95\%$) (Y/N)? Yes

SUMMARY OF WATER QUALITY COMPLAINTS

General Complaints:

Type of Complaint	Number	Corrective Actions Taken
Taste/Odor		
Color		
Turbidity		
Suspended Solids		
Other (Describe)		

Reports of Gastrointestinal Illness (attach additional sheets if necessary):

Person Reporting	Date	Corrective Actions Taken

Attach an explanation of any failure of the performance standards or operating criteria and corrective action taken or planned.

Print Name: ALAN MITCHELL

Signature: Alan Mitchell

Date: 10/2/20

CT Compliance for Giardia Lamblia Cysts by Free Chlorine

Input Parameters:

Water System Name:	Buckingham Park Water District
Number of Service Connections:	455
System Number:	1710011
Month and Year:	September-20
Clearwell(s) - Volume per Foot:	5,288 Gallons/Ft
Short-Circuiting Factor for Clearwell(s):	0.13 t ₁₀ /T

Calc. are based only when plant is on-line and flow leaving clearwell									Results for Giardia Inactivation and Reduction of Microcystin-LR				
Plant Clearwell Operations									Giardia cysts			Microcystin-LR (Min)	
Date	Plant Run Time, hr	Flow Rate, gpm	Clearwell Level, ft	Temp, °C	pH	Chlorine Residual, mg/L	Effective Volume, gal	Effective Contact Time, minutes	Calc. CT ₁₀	Minimum Log Inactivation	Log Inactivation Range, (5 th, Median)	Calculated Log (%) Reduction	MC-LR Reduced from x to 0.3 ug/L
Sat-1	19.0	217	31.9	25.0	7.60	1.34	21,929	101.1	135	7.52	7.52 - 8.55 (7.59, 7.96)	3.1 (99.93%)	420
Sun-2	17.0	212	32.7	26.0	7.70	1.34	22,479	106.0	142	7.89	7.89 - 8.37 (7.94, 8.17)	2.9 (99.88%)	257
Mon-3	14.8	217	33.9	24.8	7.61	1.24	23,304	107.5	133	7.40	7.40 - 8.03 (7.47, 7.71)	3.0 (99.91%)	336
Tue-4	17.0	216	33.3	25.8	7.63	1.23	22,901	106.2	131	7.26	7.26 - 8.37 (7.32, 7.79)	2.9 (99.89%)	265
Wed-5	17.8	218	33.0	25.3	7.70	1.07	22,686	103.9	111	6.17	6.17 - 42.47 (6.32, 7.72)	2.3 (99.49%)	59
Thu-6	17.5	214	33.2	25.4	7.62	1.43	22,823	106.6	152	8.46	8.46 - 49.20 (8.58, 9.04)	3.5 (99.97%)	877
Fri-7	17.5	219	34.4	27.1	7.68	1.63	23,648	107.9	176	9.77	9.77 - 41.46 (9.83, 10.03)	3.7 (99.98%)	1,614
Sat-8	14.3	215	33.9	26.2	7.65	1.25	23,322	108.2	135	7.52	7.52 - 9.36 (7.58, 8.06)	3.0 (99.89%)	274
Sun-9	13.5	215	33.2	25.4	7.70	1.25	22,823	106.0	133	7.38	7.38 - 8.60 (7.44, 8.07)	2.7 (99.82%)	165
Mon-10	15.3	217	33.1	22.5	7.70	1.31	22,754	104.9	137	6.24	6.24 - 23.83 (6.37, 7.23)	2.7 (99.78%)	139
Tue-11	15.0	213	33.6	22.9	7.70	1.39	23,098	108.6	151	6.88	6.88 - 8.07 (6.90, 7.23)	3.0 (99.89%)	277
Wed-12	15.8	215	33.9	22.0	7.64	1.28	23,304	108.4	139	6.31	6.31 - 7.53 (6.33, 6.72)	2.9 (99.86%)	219
Thu-13	15.5	218	33.8	22.6	7.64	1.36	23,235	106.7	145	6.59	6.59 - 8.60 (6.66, 7.46)	3.0 (99.91%)	323
Fri-14	14.5	214	33.3	22.4	7.70	1.44	22,892	107.0	154	7.00	7.00 - 16.90 (7.06, 7.59)	3.0 (99.90%)	289
Sat-15	13.3	215	34.0	22.6	7.85	1.42	23,406	108.8	154	6.42	6.42 - 15.63 (6.74, 7.24)	2.5 (99.67%)	91
Sun-16	15.0	217	33.5	22.2	7.70	1.34	22,996	106.0	142	6.46	6.46 - 7.89 (6.46, 6.78)	2.7 (99.82%)	165
Mon-17	14.3	216	33.9	23.2	7.75	1.33	23,273	107.8	143	6.52	6.52 - 14.45 (7.15, 7.35)	2.7 (99.79%)	142
Tue-18	14.3	217	34.2	23.4	7.70	1.23	23,510	108.3	133	6.64	6.64 - 12.25 (6.65, 7.03)	2.6 (99.77%)	130
Wed-19	15.5	214	33.9	22.6	7.66	1.30	23,277	108.8	141	6.43	6.43 - 13.71 (6.47, 7.26)	2.9 (99.87%)	229
Thu-20	15.3	223	34.0	22.1	7.64	1.62	23,349	104.5	169	7.69	7.69 - 13.27 (7.78, 8.04)	3.5 (99.97%)	986
Fri-21	15.0	217	33.9	21.9	7.60	1.72	23,304	107.2	184	7.68	7.68 - 9.78 (8.25, 8.63)	4.0 (99.99%)	2,774
Sat-22	11.8	217	34.1	22.3	7.63	1.67	23,422	107.8	180	8.20	8.20 - 12.14 (8.23, 8.42)	3.8 (99.98%)	1,871
Sun-23	15.5	211	33.4	22.0	7.63	1.72	22,960	109.1	188	7.82	7.82 - 11.55 (7.90, 8.56)	3.9 (99.99%)	2,572
Mon-24	14.0	215	33.8	22.4	7.76	1.72	23,235	108.3	186	7.76	7.76 - 9.00 (7.85, 8.53)	3.4 (99.96%)	703
Tue-25	16.5	213	33.0	21.8	7.78	1.57	22,686	106.7	168	6.99	6.99 - 8.03 (7.09, 7.36)	2.9 (99.87%)	233
Wed-26	15.3	212	33.7	22.1	7.77	1.48	23,167	109.4	162	6.74	6.74 - 9.16 (6.80, 7.51)	2.9 (99.86%)	215
Thu-27	16.8	219	34.4	21.7	7.70	1.50	23,639	108.1	162	6.75	6.75 - 8.33 (7.03, 7.63)	3.1 (99.92%)	364
Fri-28	15.0	212	34.2	23.4	7.79	1.44	23,515	110.9	160	7.27	7.27 - 8.47 (7.35, 7.65)	2.8 (99.85%)	199
Sat-29	15.0	215	33.7	21.5	7.60	1.47	23,167	107.9	159	6.61	6.61 - 7.99 (6.70, 7.23)	3.4 (99.96%)	720
Sun-30	14.8	213	33.6	22.4	7.79	1.43	23,098	108.4	155	6.46	6.46 - 8.05 (6.50, 7.10)	2.7 (99.78%)	139
Mon-31	-	-	-	-	-	-	-	-	-	-	-	-	-
Min	11.8	211	31.9	21.5	7.60	1.07	21,929	101.1	111	6.17	6.17	2.3 (99.49%)	59
Median	15.1	215	33.8	22.6	7.70	1.40	23,201	107.8	152	6.99	7.99	3.0 (99.89%)	269
Max	19.0	223	34.4	27.1	7.85	1.72	23,648	110.9	188	9.77	49.20	4.0 (99.99%)	2,774

Print Name: ALAN MITCHELL

Signature: Alan Mitchell

Date: 10/2/20

MONTHLY CHEMICAL DOSAGE SUMMARY SHEET

System Name: Buckingham Water District SN: 1710011 Month/Year: September-20

Source and Combined Filter Flows & Chemical Feed Rate and Dosages													
Date	Units: Plant Hours Operated	Source Water - Inlet to Solids-Contact Upflow Clarifier							Filter Coagulant Aid and Post GAC Disinfection				
		Pre-Disinfection			Coagulants				Filter Aid			Disinfection	
		gpm	mL/min	mg/L	mL/min	mg/L	mL/min	mg/L	gpm	mL/min	mg/L	mL/min	mg/L
		Source Flow	NaOCl	NaOCl	Product 9800	Product 9800	Chemical Type	Chemical Type	CFE Flow	Product Pro Pac 9890	Product Pro Pac 9890	NaOCl	NaOCl
Sat-1	17.1	179	17.0	2.7	17.0	32.6	-	-	172	-	-	23.0	3.8
Wed-2	18.2	180	17.0	2.7	17.0	32.4	-	-	174	-	-	23.0	3.7
Thu-3	16.9	182	17.0	2.6	17.0	32.1	-	-	176	-	-	23.0	3.7
Fri-4	15.1	184	17.0	2.6	17.0	31.7	-	-	178	-	-	23.0	3.6
Sat-5	15.7	186	23.0	3.5	17.0	31.3	-	-	179	-	-	32.0	5.0
Sun-6	18.1	187	23.0	3.5	17.0	31.2	-	-	180	-	-	32.0	5.0
Mon-7	17.4	184	23.0	3.5	17.0	31.7	-	-	179	-	-	32.0	5.0
Tue-8	16.7	183	23.0	3.5	17.0	31.8	-	-	178	-	-	28.0	4.4
Wed-9	15.1	188	23.0	3.5	17.0	31.1	-	-	178	-	-	30.0	4.7
Thu-10	13.0	188	23.0	3.4	17.0	31.0	-	-	180	-	-	30.0	4.7
Fri-11	16.1	187	23.0	3.5	17.0	31.3	-	-	177	-	-	30.0	4.8
Sat-12	14.1	185	23.0	3.5	17.0	31.5	-	-	178	-	-	30.0	4.8
Sun-13	16.1	191	23.0	3.4	17.0	30.6	-	-	183	-	-	30.0	4.6
Mon-14	14.6	189	23.0	3.4	17.0	30.8	-	-	179	-	-	30.0	4.7
Tue-15	13.4	187	23.0	3.5	17.0	31.2	-	-	179	-	-	28.0	4.4
Wed-16	13.3	186	23.0	3.5	17.0	31.4	-	-	177	-	-	28.0	4.5
Thu-17	16.1	189	23.0	3.4	17.0	30.9	-	-	179	-	-	28.0	4.4
Fri-18	13.7	188	23.0	3.4	17.0	31.0	-	-	180	-	-	28.0	4.4
Sat-19	14.7	190	22.0	3.3	17.0	30.7	-	-	178	-	-	28.0	4.4
Sun-20	15.5	192	22.0	3.2	17.0	30.4	-	-	182	-	-	28.0	4.3
Mon-21	16.3	189	22.0	3.3	17.0	30.9	-	-	179	-	-	23.0	3.6
Tue-22	14.4	190	22.0	3.3	17.0	30.8	-	-	177	-	-	23.0	3.7
Wed-23	13.9	191	22.0	3.3	17.0	30.6	-	-	180	-	-	23.0	3.6
Thu-24	13.9	185	22.0	3.3	17.0	31.5	-	-	176	-	-	19.5	3.1
Fri-25	14.9	189	19.0	2.8	17.0	31.0	-	-	180	-	-	19.5	3.1
Sat-26	15.3	193	19.0	2.8	17.0	30.2	-	-	179	-	-	19.5	3.1
Sun-27	15.9	193	19.0	2.8	17.0	30.2	-	-	180	-	-	19.5	3.1
Mon-28	16.3	192	19.0	2.8	17.0	30.4	-	-	179	-	-	19.5	3.1
Tue-29	16.2	188	19.0	2.8	17.0	31.0	-	-	179	-	-	19.5	3.1
Wed-30	14.6	193	19.0	2.8	17.0	30.3	-	-	178	-	-	19.5	3.1
Thu-31	-	-	-	-	-	-	-	-	-	-	-	-	-
5 th	13.3	181	17.0	2.6	17.0	30.3	-	-	175	-	-	19.5	3.1
25 th	14.5	186	19.0	2.8	17.0	30.7	-	-	178	-	-	23.0	3.6
50 th	15.4	188	22.0	3.3	17.0	31.0	-	-	179	-	-	28.0	4.4
75 th	16.3	190	23.0	3.5	17.0	31.5	-	-	180	-	-	30.0	4.7
95 th	17.8	193	23.0	3.5	17.0	32.3	-	-	181	-	-	32.0	5.0

Comments:

Name (Print):

ALAN MITCHELL

Signature:

Alan Mitchell
10/2/20

GM-Buckingham Park Water

From: GM-Buckingham Park Water [gm@buckinghamparkwater.us]
Sent: Monday, October 05, 2020 9:24 AM
To: 'Schott, Guy@Waterboards'; DDW - Mendocino General Email (DWPDIST03@waterboards.ca.gov)
Subject: 9.2020 Monthly Operations Report
Attachments: 9.20 Monthly operations report.pdf

Hello,

I have attached a copy of the monthly operations report for 9/2020 for Buckingham Park Water District system #1710011. Should you have any questions about it please let me know.

Sincerely,

Ahimsah Wonderwheel

General Manager

Buckingham Park Water District

2880 Eastlake Drive Kelseyville, CA 95451

Cell (707) 900-8367 / Office (707) 279-8568 / Fax (707) 279-2947

"Visit us on the web at: www.buckinghamparkwater.us!"

Buckingham Park Water District
 9 20 Water Plant Log revised 2.27.2020

Date & Time	Oper. Initials	Read (Last Day Last)	Raw Water Hours				Raw Water Flow				Less Backwash		Recycle Flow				Net Raw Water Flow					
			P-1 Read		P-2 Read		Raw Water Meter	Daily Raw Water Flow	MGD	Raw Water Flow M-T-D	Raw Water Flow gpm	Daily Combined Filter Backwash Flow	MTD Combined Filter Backwash Flow	Read	Backwash Re-cycle Gallons	% Of Daily Flow	M-T-D	Total Raw Water Gallons Daily	Total Raw Water Gallons MTD			
			442,719	P-1 Hours	MTD	89,677	P-2 Hours	MTD	1,055,841					56,824								
1	7:30	AM	442,821	10.2	10.2	89,746	6.9	6.9	1,057,676	183,500	0.184	183,500	178.8	13,680	13,680	56,926	1,020	0.7%	1,020	182,480	182,480	
2	7:15	AM	442,867	4.6	14.8	89,883	13.7	20.6	1,059,654	197,800	0.198	381,300	180.1	13,680	27,360	57,505	5,790	3.3%	6,810	192,010	374,490	
3	7:30	AM	442,954	8.7	23.5	89,966	8.3	28.9	1,061,510	185,600	0.186	566,900	182.0	13,680	41,040	58,480	9,750	6.9%	16,560	175,850	550,340	
4	7:30	AM	443,022	6.8	30.3	90,051	8.5	37.4	1,063,201	169,100	0.169	736,000	184.2	13,680	54,720	58,897	4,170	2.9%	20,730	164,930	715,270	
5	7:30	AM	443,105	8.3	38.6	90,125	7.4	44.8	1,064,956	175,500	0.176	911,500	186.3	13,680	68,400	59,240	3,430	2.3%	24,160	172,070	887,340	
6	7:47	WR	443,211	10.6	49.2	90,201	7.6	52.4	1,066,998	204,200	0.204	1,115,700	187.0	13,680	82,080	59,570	3,300	1.9%	27,460	200,900	1,088,240	
7	7:25	WR	443,336	12.5	61.7	90,251	5.0	57.4	1,068,933	193,500	0.194	1,309,200	184.3	13,680	95,760	59,917	3,470	2.1%	30,930	190,030	1,278,270	
8	8:00	AM	443,450	11.4	73.1	90,305	5.4	62.8	1,070,782	184,900	0.185	1,494,100	183.4	6,600	102,360	60,219	3,020	1.9%	33,950	181,880	1,460,150	
9	7:30	AM	443,506	5.6	78.7	90,400	9.5	72.3	1,072,483	170,100	0.170	1,664,200	187.7	13,680	116,040	60,485	2,660	1.9%	36,610	167,440	1,627,590	
10	7:30	AM	443,572	6.6	85.3	90,465	6.5	78.8	1,073,964	148,100	0.148	1,812,300	188.4	7,080	123,120	60,795	3,100	2.5%	39,710	145,000	1,772,590	
11	7:45	AM	443,625	5.3	90.6	90,573	10.8	89.6	1,075,768	180,400	0.180	1,992,700	186.7	13,680	136,800	61,102	3,070	2.0%	42,780	177,330	1,949,920	
12	7:00	AM	443,691	6.6	97.2	90,650	7.7	97.3	1,077,357	158,900	0.159	2,151,600	185.2	13,680	150,480	61,336	2,340	1.8%	45,120	156,560	2,106,480	
13	7:48	WR	443,763	7.2	104.4	90,739	8.9	106.2	1,079,203	184,600	0.185	2,336,200	191.1	6,600	157,080	61,565	2,290	1.5%	47,410	182,310	2,288,790	
14	7:29	WR	443,845	8.2	112.6	90,804	6.5	112.7	1,080,874	167,100	0.167	2,503,300	189.5	13,680	170,760	61,826	2,610	1.9%	50,020	164,490	2,453,280	
15	7:30	WR	443,908	6.3	118.9	90,875	7.1	119.8	1,082,377	150,300	0.150	2,653,600	186.9	7,080	177,840	62,045	2,190	1.8%	52,210	148,110	2,601,390	
16	7:30	AM	443,950	4.2	123.1	90,966	9.1	128.9	1,083,860	148,300	0.148	2,801,900	185.8	6,600	184,440	62,253	2,080	1.6%	54,290	146,220	2,747,610	
17	7:30	AM	443,993	4.3	127.4	91,086	12.0	140.9	1,085,710	185,000	0.185	2,986,900	189.2	13,680	198,120	62,513	2,600	1.8%	56,890	182,400	2,930,010	
18	7:30	AM	444,080	8.7	136.1	91,137	5.1	146.0	1,087,270	156,000	0.156	3,142,900	188.4	7,080	205,200	62,698	1,850	1.4%	58,740	154,150	3,084,160	
19	7:30	AM	444,161	8.1	144.2	91,203	6.6	152.6	1,088,949	167,900	0.168	3,310,800	190.4	13,680	218,880	62,998	3,000	2.2%	61,740	164,900	3,249,060	
20	7:41	WR	444,254	9.3	153.5	91,265	6.2	158.8	1,090,738	178,900	0.179	3,489,700	192.4	6,600	225,480	63,194	1,960	1.4%	63,700	176,940	3,426,000	
21	7:30	WR	444,314	6.0	159.5	91,369	10.4	169.2	1,092,595	185,700	0.186	3,675,400	188.7	13,680	239,160	63,396	2,020	1.3%	65,720	183,680	3,609,680	
22	7:42	WR	444,385	7.1	166.6	91,442	7.3	176.5	1,094,235	164,000	0.164	3,839,400	189.8	7,080	246,240	63,702	3,060	2.4%	68,780	160,940	3,770,620	
23	7:05	WR	444,443	5.8	172.4	91,525	8.3	184.8	1,095,850	161,500	0.162	4,000,900	190.9	13,680	259,920	63,838	1,360	1.0%	70,140	160,140	3,930,760	
24	7:30	AM	444,528	8.5	180.9	91,579	5.4	190.2	1,097,397	154,700	0.155	4,155,600	185.5	6,600	266,520	64,096	2,580	1.9%	72,720	152,120	4,082,880	
25	7:30	AM	444,596	6.8	187.7	91,662	8.3	198.5	1,099,106	170,900	0.171	4,326,500	188.6	13,680	280,200	64,331	2,350	1.6%	75,070	168,550	4,251,430	
26	7:30	AM	444,672	7.6	195.3	91,739	7.7	206.2	1,100,879	177,300	0.177	4,503,800	193.1	7,080	287,280	64,557	2,260	1.6%	77,330	175,040	4,426,470	
27	7:41	WR	444,743	7.1	202.4	91,828	8.9	215.1	1,102,732	185,300	0.185	4,689,100	193.0	13,680	300,960	64,835	2,780	1.8%	80,110	182,520	4,608,990	
28	7:30	WR	444,856	11.3	213.7	91,877	4.9	220.0	1,104,601	186,900	0.187	4,876,000	192.3	6,600	307,560	64,998	1,630	1.1%	81,740	185,270	4,794,260	
29	7:30	AM	444,961	10.5	224.2	91,936	5.9	225.9	1,106,455	185,400	0.185	5,061,400	188.4	13,680	321,240	65,230	2,320	1.6%	84,060	183,080	4,977,340	
30	7:30	AM	445,021	6.0	230.2	92,023	8.7	234.6	1,108,157	170,200	0.170	5,231,600	193.0	7,080	328,320	65,391	1,610	1.1%	85,670	168,590	5,145,930	
31																						
Avg.				7.7			7.8			174,387	0.174	1,000	187.7	10,944		2,856	1,97%			171,531		
Min.				4.2			4.9			148,100	0.148		178.8	6,600		1,020	0.66%			145,000		
Max.				12.5	230.2		13.7	234.6		204,200	0.204	5,231,600	193.1	13,680	328,320	9,750	6.88%	85,670	200,900	5,145,930		

Buckingham Park Water District
9 20 Water Plant Log revised 2.27.2020

Filter #1

Date	Filtering Hours & Flows							Backwash Frequencies & Flows				Surface Wash Flows			
	F1 Hour Meter Read (Last Day Last Mo)	Daily Hours	F1 Flow Meter 1,092,444	Daily Flow	GPM	Month to Date Flow	Daily Max. Filter Load Rate	No. of Backwashes/Day	Minutes Per Backwash	Peak Backwash Flow Rate	Backwash Volume	SW Flow Meter Read	Daily Flow	Read GPM	Month to Date Flow
1	346,756	17.1	1,093,332	88,800	86.5	88,800	1.7	1	8	885	7,080	115,054	420	84	420
2	346,938	18.2	1,094,294	96,200	88.1	185,000	1.8	1	8	885	7,080	115,096	420	84	840
3	347,107	16.9	1,095,187	89,300	88.1	274,300	1.8	1	8	885	7,080	115,139	430	86	1,270
4	347,258	15.1	1,095,996	80,900	89.3	355,200	1.8	1	8	885	7,080	115,180	410	82	1,680
5	347,415	15.7	1,096,837	84,100	89.3	439,300	1.8	1	8	885	7,080	115,222	420	84	2,100
6	347,596	18.1	1,097,813	97,600	89.9	536,900	1.8	1	8	885	7,080	115,265	430	86	2,530
7	347,770	17.4	1,098,747	93,400	89.5	630,300	1.8	1	8	885	7,080	115,306	410	82	2,940
8	347,937	16.7	1,099,644	89,700	89.5	720,000	1.8	0	-	-	-	115,306	-	-	2,940
9	348,088	15.1	1,100,452	80,800	89.2	800,800	1.8	1	8	885	7,080	115,348	420	84	3,360
10	348,218	13.0	1,101,150	69,800	89.5	870,600	1.8	1	8	885	7,080	115,390	420	84	3,780
11	348,379	16.1	1,102,007	85,700	88.7	956,300	1.8	1	8	885	7,080	115,431	410	82	4,190
12	348,520	14.1	1,102,759	75,200	88.9	1,031,500	1.8	1	8	885	7,080	115,473	420	84	4,610
13	348,681	16.1	1,103,645	88,600	91.7	1,120,100	1.8	0	-	-	-	115,473	-	-	4,610
14	348,827	14.6	1,104,427	78,200	89.3	1,198,300	1.8	1	8	885	7,080	115,516	430	86	5,040
15	348,961	13.4	1,105,141	71,400	88.8	1,269,700	1.8	1	8	885	7,080	115,558	420	84	5,460
16	349,094	13.3	1,105,850	70,900	88.8	1,340,600	1.8	0	-	-	-	115,558	-	-	5,460
17	349,255	16.1	1,106,719	86,900	90.0	1,427,500	1.8	1	8	885	7,080	115,600	420	84	5,880
18	349,392	13.7	1,107,449	73,000	88.8	1,500,500	1.8	1	8	885	7,080	115,643	430	86	6,310
19	349,539	14.7	1,108,233	78,400	88.9	1,578,900	1.8	1	8	885	7,080	115,685	420	84	6,730
20	349,694	15.5	1,109,086	85,300	91.7	1,664,200	1.8	0	-	-	-	115,685	-	-	6,730
21	349,857	16.3	1,109,958	87,200	89.2	1,751,400	1.8	1	8	885	7,080	115,727	420	84	7,150
22	350,001	14.4	1,110,719	76,100	88.1	1,827,500	1.8	1	8	885	7,080	115,768	410	82	7,560
23	350,140	13.9	1,111,470	75,100	90.0	1,902,600	1.8	1	8	885	7,080	115,811	430	86	7,990
24	350,279	13.9	1,112,208	73,800	88.5	1,976,400	1.8	0	-	-	-	115,811	-	-	7,990
25	350,428	14.9	1,113,014	80,600	90.2	2,057,000	1.8	1	8	885	7,080	115,854	430	86	8,420
26	350,581	15.3	1,113,829	81,500	88.8	2,138,500	1.8	1	8	885	7,080	115,895	410	82	8,830
27	350,740	15.9	1,114,688	85,900	90.0	2,224,400	1.8	1	8	885	7,080	115,938	430	86	9,260
28	350,903	16.3	1,115,570	88,200	90.2	2,312,600	1.8	0	-	-	-	115,938	-	-	9,260
29	351,065	16.2	1,116,430	86,000	88.5	2,398,600	1.8	1	8	885	7,080	115,979	410	82	9,670
30	351,211	14.6	1,117,215	78,500	89.6	2,477,100	1.8	1	8	885	7,080	116,022	430	86	10,100
31		-		-	-	-	-	-	-	-	-		-	-	-
Avg.		15.4		82,570	89.2		1.8	1	8	7,080		421	84		
Min.		13.0		69,800	86.5		1.7	0	8	7,080		410	82		
Max.	462.6	18.2		97,600	91.7	2,477,100	1.8	1	8	7,080	169,920	430	86	10,100	

Buckingham Park Water District
9 20 Water Plant Log revised 2.27.2020

Filter #2

Date	Read (Last Day Last No)	Filtering Hours & Flows						Backwash Frequencies & Flows				Surface Wash Flows				
		F2 Hour Meter	Daily Hours	F2 Flow Meter	Daily Flow	GPM	Month to Date Flow	Daily Max. Filter Load Rate	No. of Backwashes/Day	Minutes Per Backwash	Peak Backwash Flow Rate	Backwash Volume	SW Flow Meter Read	Daily Flow	Read Flow Rate GPM	Month to Date Flow
		925,818		1,106,978									120,087			
1	925,988	17.0	1,107,851	87,300	85.6	87,300	1.7	1	8	825	6,600	120,126	390	78	390	
2	926,170	18.2	1,108,788	93,700	85.8	181,000	1.7	1	8	825	6,600	120,165	390	78	780	
3	926,339	16.9	1,109,680	89,200	88.0	270,200	1.7	1	8	825	6,600	120,205	400	80	1,180	
4	926,491	15.2	1,110,491	81,100	88.9	351,300	1.8	1	8	825	6,600	120,244	390	78	1,570	
5	926,647	15.6	1,111,334	84,300	90.1	435,600	1.8	1	8	825	6,600	120,284	400	80	1,970	
6	926,828	18.1	1,112,312	97,800	90.1	533,400	1.8	1	8	825	6,600	120,323	390	78	2,360	
7	927,002	17.4	1,113,247	93,500	89.6	626,900	1.8	1	8	825	6,600	120,363	400	80	2,760	
8	927,169	16.7	1,114,131	88,400	88.2	715,300	1.8	1	8	825	6,600	120,401	380	76	3,140	
9	927,320	15.1	1,114,940	80,900	89.3	796,200	1.8	1	8	825	6,600	120,441	400	80	3,540	
10	927,451	13.1	1,115,654	71,400	90.8	867,600	1.8	0	-	-	-	120,441	-	-	3,540	
11	927,612	16.1	1,116,510	85,600	88.6	953,200	1.8	1	8	825	6,600	120,480	390	78	3,930	
12	927,753	14.1	1,117,264	75,400	89.1	1,028,600	1.8	1	8	825	6,600	120,519	390	78	4,320	
13	927,913	16.0	1,118,136	87,200	90.8	1,115,800	1.8	1	8	825	6,600	120,557	380	76	4,700	
14	928,059	14.6	1,118,921	78,500	89.6	1,194,300	1.8	1	8	825	6,600	120,597	400	80	5,100	
15	928,194	13.5	1,119,649	72,800	89.9	1,267,100	1.8	0	-	-	-	120,597	-	-	5,100	
16	928,326	13.2	1,120,345	69,600	87.9	1,336,700	1.7	1	8	825	6,600	120,636	390	78	5,490	
17	928,488	16.2	1,121,214	86,900	89.4	1,423,600	1.8	1	8	825	6,600	120,675	390	78	5,880	
18	928,625	13.7	1,121,960	74,600	90.8	1,498,200	1.8	0	-	-	-	120,675	-	-	5,880	
19	928,772	14.7	1,122,745	78,500	89	1,576,700	1.8	1	8	825	6,600	120,714	390	78	6,270	
20	928,927	15.5	1,123,585	84,000	90.3	1,660,700	1.8	1	8	825	6,600	120,753	390	78	6,660	
21	929,089	16.2	1,124,458	87,300	89.8	1,748,000	1.8	1	8	825	6,600	120,792	390	78	7,050	
22	929,234	14.5	1,125,234	77,600	89.2	1,825,600	1.8	0	-	-	-	120,792	-	-	7,050	
23	929,373	13.9	1,125,986	75,200	90.2	1,900,800	1.8	1	8	825	6,600	120,832	400	80	7,450	
24	929,511	13.8	1,126,710	72,400	87.4	1,973,200	1.7	1	8	825	6,600	120,871	390	78	7,840	
25	929,661	15.0	1,127,517	80,700	89.7	2,053,900	1.8	1	8	825	6,600	120,911	400	80	8,240	
26	929,814	15.3	1,128,346	82,900	90.3	2,136,800	1.8	0	-	-	-	120,911	-	-	8,240	
27	929,973	15.9	1,129,208	86,200	90.4	2,223,000	1.8	1	8	825	6,600	120,949	380	76	8,620	
28	930,136	16.3	1,130,077	86,900	88.9	2,309,900	1.8	1	8	825	6,600	120,989	400	80	9,020	
29	930,295	15.9	1,130,936	85,900	90.0	2,395,800	1.8	1	8	825	6,600	121,028	390	78	9,410	
30	930,445	15.0	1,131,736	80,000	88.9	2,475,800	1.8	0	-	-	-	121,028	-	-	9,410	
31																
Avg.		15.4		82,527	89.2		1.8	1	8		6,600		392	78		
Min.		13.1		69,600	85.6		1.7	0	8		6,600		380	76		
Max.		462.7	18.2	97,800	90.8	2,475,800	1.8	1	8		6,600	158,400	400	80	9,410	

Buckingham Park Water District
9 20 Water Plant Log revised 2.27.2020

Combined

Date	Read (Last Day Last Mo)	Backwash Flow			Filter Effluent Flow		
		BW Flow Meter Read	BW Basin Flow Rate (Metered GPM)	Daily Flow	Month to Date Flow	Combined Filter Effluent GPM*	Daily Combined Filter Effluent Flow
	697,260						
1	697,364		10,400	10,400	172	176,100	176,100
2	697,468		10,400	20,800	174	189,900	366,000
3	697,679		21,100	41,900	176	178,500	544,500
4	697,786		10,700	52,600	178	162,000	706,500
5	697,892		10,600	63,200	179	168,400	874,900
6	697,998		10,600	73,800	180	195,400	1,070,300
7	698,105		10,700	84,500	179	186,900	1,257,200
8	698,158		5,300	89,800	178	178,100	1,435,300
9	698,264		10,600	100,400	178	161,700	1,597,000
10	698,318		5,400	105,800	180	141,200	1,738,200
11	698,425		10,700	116,500	177	171,300	1,909,500
12	698,533		10,800	127,300	178	150,600	2,060,100
13	698,586		5,300	132,600	183	175,800	2,235,900
14	698,692		10,600	143,200	179	156,700	2,392,600
15	698,746		5,400	148,600	179	144,200	2,536,800
16	698,798		5,200	153,800	177	140,500	2,677,300
17	698,905		10,700	164,500	179	173,800	2,851,100
18	698,959		5,400	169,900	180	147,600	2,998,700
19	699,066		10,700	180,600	178	156,900	3,155,600
20	699,119		5,300	185,900	182	169,300	3,324,900
21	699,226		10,700	196,600	179	174,500	3,499,400
22	699,280		5,400	202,000	177	153,700	3,653,100
23	699,386		10,600	212,600	180	150,300	3,803,400
24	699,439		5,300	217,900	176	146,200	3,949,600
25	699,545		10,600	228,500	180	161,300	4,110,900
26	699,599		5,400	233,900	179	164,400	4,275,300
27	699,706		10,700	244,600	180	172,100	4,447,400
28	699,759		5,300	249,900	179	175,100	4,622,500
29	699,866		10,700	260,600	179	171,900	4,794,400
30	699,919		5,300	265,900	178	158,500	4,952,900
31			-	-	-	-	-
Avg.	####	8,863				165,097	
Min.	0	5,200				140,500	
Max.	0	21,100	265,900			195,400	4,952,900

Buckingham Park Water District
9 20 Water Plant Log revised 2.27.2020

Date	Gross Plant Production Flow					Sodium Hypo-chlorite & H ₂ O Flow			(Meter Installed) Clarifier Knock Down & H ₂ O Flow			(Metered) Hydrant Flushing H ₂ O Flow		(Metered) Filter Surface Wash Flow		(Meter Installed) DB Spicket Flow		Net Plant Production Flow			
	Read	Production Gallons	Million Gallons	Daily Calculated Flow Rate (gpm)	Production Gallons M-T-D	Read	Chem. Makeup Water Daily Flow	Chem. Makeup Water MTD Flow	Read	Clarifier Sprinkler Flow	Month to Date Clarifier	Average Daily Hydrant Flushing Flow	Month to Date Hydrant Flushing Flow	Daily Filter Surface Wash Flow	Month to Date Filter Surface Wash Flow	Read	DB Spicket Flow	Month to Date DB Spicket	Daily Flow Less Treatment Consumption	Million Gallons	MTD Flow Less Treatment Consumption
Last Day	4,399,093					23,324			241,202							56,591					
Last Mo																					
1	4,400,630	153,700	0.154	211.7	153,700	23,330	45	45	241,498	2,214	2,214	-	-	810	810	56,591	0	-	150,631	0.151	150,631
2	4,402,360	173,000	0.173	215.2	326,700	23,332	15	60	241,814	2,364	4,578	-	-	810	1,620	56,601	75	75	169,737	0.170	320,368
3	4,403,778	141,800	0.142	216.8	468,500	23,333	7	67	242,121	2,296	6,874	-	-	830	2,450	56,601	0	75	138,666	0.139	459,034
4	4,405,237	145,900	0.146	213.3	614,400	23,334	7	75	242,418	2,222	9,096	-	-	800	3,250	56,601	0	75	142,871	0.143	601,905
5	4,406,701	146,400	0.146	215.9	760,800	23,432	733	808	242,721	2,266	11,362	-	-	820	4,070	56,601	0	75	142,581	0.143	744,485
6	4,408,408	170,700	0.171	215.5	931,500	23,470	284	1,092	243,021	2,244	13,606	-	-	820	4,890	56,601	0	75	167,352	0.167	911,837
7	4,410,038	163,000	0.163	217.3	1,094,500	23,473	22	1,115	243,320	2,237	15,843	-	-	810	5,700	56,601	0	75	159,931	0.160	1,071,768
8	4,411,655	161,700	0.162	210.5	1,256,200	23,478	37	1,152	243,627	2,296	18,139	-	-	380	6,080	56,601	0	75	158,986	0.159	1,230,754
9	4,413,056	140,100	0.140	214.2	1,396,300	23,479	7	1,159	243,912	2,132	20,271	-	-	820	6,900	56,685	628	703	136,512	0.137	1,367,267
10	4,414,285	122,900	0.123	215.6	1,519,200	23,480	7	1,167	244,194	2,109	22,380	9,126	9,126	420	7,320	56,685	0	703	111,238	0.111	1,478,504
11	4,415,838	155,300	0.155	215.7	1,674,500	23,519	292	1,459	244,503	2,311	24,691	-	9,126	800	8,120	56,685	0	703	151,897	0.152	1,630,401
12	4,417,140	130,200	0.130	214.9	1,804,700	23,564	337	1,795	244,799	2,214	26,906	-	9,126	810	8,930	56,685	0	703	126,839	0.127	1,757,241
13	4,418,689	154,900	0.155	216.9	1,959,600	23,565	7	1,803	245,107	2,304	29,209	-	9,126	380	9,310	56,685	0	703	152,209	0.152	1,909,449
14	4,420,098	140,900	0.141	211.6	2,100,500	23,566	7	1,810	245,400	2,192	31,401	-	9,126	830	10,140	56,685	0	703	137,871	0.138	2,047,320
15	4,421,290	119,200	0.119	213.6	2,219,700	23,566	0	1,810	245,700	2,244	33,645	-	9,126	420	10,560	56,685	0	703	116,536	0.117	2,163,856
16	4,422,591	130,100	0.130	214.7	2,349,800	23,566	0	1,810	245,993	2,192	35,837	12,940	22,066	390	10,950	56,685	0	703	114,578	0.115	2,278,434
17	4,424,054	146,300	0.146	213.9	2,496,100	23,660	703	2,513	246,290	2,222	38,058	-	22,066	810	11,760	56,685	0	703	142,565	0.143	2,420,999
18	4,425,402	134,800	0.135	211.9	2,630,900	23,662	15	2,528	246,595	2,281	40,340	-	22,066	430	12,190	56,685	0	703	132,074	0.132	2,553,073
19	4,426,785	138,300	0.138	213.4	2,769,200	23,662	0	2,528	246,881	2,139	42,479	-	22,066	810	13,000	56,685	0	703	135,351	0.135	2,688,424
20	4,428,213	142,800	0.143	214.4	2,912,000	23,662	0	2,528	247,173	2,184	44,663	-	22,066	390	13,390	56,685	0	703	140,226	0.140	2,828,650
21	4,429,796	158,300	0.158	214.5	3,070,300	23,662	0	2,528	247,459	2,139	46,802	-	22,066	810	14,200	56,685	0	703	155,351	0.155	2,984,000
22	4,431,088	129,200	0.129	211.1	3,199,500	23,665	22	2,551	247,744	2,132	48,934	-	22,066	410	14,610	56,685	0	703	126,636	0.127	3,110,636
23	4,432,385	129,700	0.130	214.0	3,329,200	23,666	7	2,558	248,016	2,035	50,969	-	22,066	830	15,440	56,685	0	703	126,828	0.127	3,237,464
24	4,433,724	133,900	0.134	214.6	3,463,100	23,668	15	2,573	248,296	2,094	53,063	-	22,066	390	15,830	56,685	0	703	131,401	0.131	3,368,865
25	4,435,168	144,400	0.144	211.1	3,607,500	23,677	67	2,640	248,572	2,064	55,128	-	22,066	830	16,660	56,688	22	726	141,416	0.141	3,510,280
26	4,436,563	139,500	0.140	213.3	3,747,000	23,717	299	2,940	248,837	1,982	57,110	-	22,066	410	17,070	56,688	0	726	136,809	0.137	3,647,089
27	4,438,095	153,200	0.153	216.4	3,900,200	23,719	15	2,955	249,108	2,027	59,137	-	22,066	810	17,880	56,688	0	726	150,348	0.150	3,797,437
28	4,439,634	153,900	0.154	210.2	4,054,100	23,727	60	3,014	249,369	1,952	61,089	-	22,066	400	18,280	56,688	0	726	151,488	0.151	3,948,925
29	4,441,073	143,900	0.144	210.4	4,198,000	23,728	7	3,022	249,632	1,967	63,056	-	22,066	800	19,080	56,688	0	726	141,125	0.141	4,090,050
30	4,442,505	143,200	0.143	211.2	4,341,200	23,729	7	3,029	249,877	1,833	64,889	-	22,066	430	19,510	56,688	0	726	140,930	0.141	4,230,980
31														0	-			-			
Avg.		144,707	0.145	213.8			101		2,163		11,033			629		56,685	24		141,033		
Min.		119,200	0.119	210.2			0		1,833		9,126			0		56,685	0		111,238		
Max.		173,000	0.173	217.3	4,341,200		733	3,029	2,364	64,889	12,940	22,066	830	19,510	56,685	628		726	169,737		4,230,980

Buckingham Park Water District
9 20 Water Plant Log revised 2.27.2020

Table with columns for Date, Zone 1 (High Service Pumps @ Treatment Plant), Zone 2 (Located at Zone 1 Booster Pump Station), and Zone 3 (Located at Zone 1 Booster Pump Station). Rows include daily operational data from 1 to 31, and summary statistics (Avg, Min, Max) for various parameters like flow rates and pressures.

Buckingham Park Water District
9 20 Water Plant Log revised 2.27.2020

Bulk Inventory

Sodium Hypochlorite-Pre/Secondary Disinfection

Sodium Hypochlorite-Post/Primary Disinfection

Date	Bulk Inventory			Sodium Hypochlorite-Pre/Secondary Disinfection									Sodium Hypochlorite-Post/Primary Disinfection									Zone 1 3378 West-lake Ct. CL ₂ Res.		Zone 1 8405 Palace Dr. CL ₂ Res.		Zone 2 200K Gal. Tank CL ₂ Res. Added Disinfectant (t=tab & g=gall) Y or N		Amount Added		Zone 3 100K Gal. Tank CL ₂ Res. Added Disinfectant (t=tab & g=gall) Y or N		Amount Added		
	Bulk CL (total gals on hand)	Daily Total Gals. Used	Total Gals Used MTD	Pre-Clarif. Res. a.m.	Pre-Disinfection Res. a.m.	Pre-Disinfection Res. p.m.	Total Gals Used Daily	Total Gals Used MTD	Pump Setting (speed & stroke)	Wkly Using Calibration Cylinder Calculate Chem. Flow Rate ml/min	gal. per hr.	Dosage mg/L	Pre CL17 Res. a.m.	Pre CL17 Res. p.m.	Post CL17 Res. a.m.	Post CL17 Res. p.m.	Daily Total Gals. Used	Total Gals Used MTD	Pump Setting (speed & stroke)	Wkly Using Calibration Cylinder Calculate Chem. Flow Rate ml/min	gal. per hr.	Dosage mg/L												
1		387.8	10.2	10.2	0.75	0.06	0.10	4.5	4.5	18 40	17.0	0.26	3.03	3.45	3.41	1.30	1.39	5.7	5.7	2.75	23.0	0.36	4.19	1.29	1.13	1.41			1.14					
2		376.7	11.1	21.3	0.61	0.05	0.02	4.9	9.4	18 40	17.0	0.26	3.01	2.73	2.99	1.37	1.40	6.2	6.2	2.75	23.0	0.36	4.16	1.33	1.15	1.14			1.22					
3		366.5	10.2	31.5	0.57	0.09	0.07	4.5	13.9	18 40	17.0	0.26	2.98	3.15	3.50	1.25	1.31	5.7	11.9	4.0	23.0	0.36	4.12	1.36	1.10	1.08			1.19					
4		356.6	9.9	41.4	0.21	0.11	0.13	4.2	18.1	18 40	17.0	0.26	2.94	3.14	2.99	1.30	1.29	5.7	17.6	4.0	23.0	0.36	4.07	1.17	1.04	0.95			1.17					
5	346	346.4	10.2	51.6	0.20	0.12	0.09	4.3	22.4	28 50	23.0	0.36	4.03	2.83	3.84	1.09	1.39	5.9	23.5	8.0	32.0	0.51	5.70	1.19	1.09	0.82			1.04					
6		331.1	15.3	66.9	1.43	0.04	0.11	6.3	28.7	28 50	23.0	0.36	4.01	3.91	4.25	1.47	1.61	9.0	32.5	8.0	32.0	0.51	5.68	1.43	1.15	0.81			1.20					
7		317.1	14.0	80.9	1.66	0.04	0.02	6.2	34.9	28 50	23.0	0.36	4.07	3.92	3.55	1.70	1.67	7.8	40.3	8.0	32.0	0.51	5.77	1.56	1.42	0.77			1.33					
8		304.9	12.2	93.1	0.69	0.16	0.10	5.5	40.4	28 45	23.0	0.36	4.09	2.30	2.38	1.40	1.29	6.7	47.0	4.5	28.0	0.44	5.00	1.53	1.37	0.68			1.27					
9		293.4	11.5	104.6	0.38	0.05	0.09	5.0	45.4	28 45	23.0	0.36	3.99	3.29	3.50	1.36	1.39	6.5	53.5	4.75	30.0	0.47	5.22	1.12	1.09	0.61			1.28					
10		283.1	10.3	114.9	0.47	0.12	0.09	4.7	50.1	28 45	23.0	0.36	3.98	3.69	2.87	1.31	1.39	5.6	59.1	4.75	30.0	0.47	5.20	1.29	1.06	0.54			1.17					
11		269.5	13.6	128.5	0.42	0.11	0.15	5.6	55.7	28 45	23.0	0.36	4.02	3.22	2.81	1.42	1.48	7.0	66.1	4.75	30.0	0.47	5.24	1.52	1.06	0.48	Y	1	1.25					
12	258	258.4	11.1	139.6	0.32	0.15	0.13	5.2	60.9	28 45	23.0	0.36	4.05	2.85	3.34	1.30	1.32	5.9	72.0	4.75	30.0	0.47	5.29	1.30	1.09	0.92			1.26					
13		245.9	12.5	152.1	1.33	0.04	0.02	5.5	66.4	28 45	23.0	0.36	3.92	3.22	3.72	1.36	1.40	7.0	79.0	4.75	30.0	0.47	5.12	1.20	1.02	0.90			1.21					
14		234.3	11.6	163.7	1.04	0.04	0.02	5.2	71.6	28 45	23.0	0.36	3.96	3.53	4.11	1.45	1.54	6.4	85.4	4.75	30.0	0.47	5.17	1.48	1.04	0.80			1.30					
15		224.4	9.9	173.6	0.45	0.03	0.02	4.5	76.1	28 45	23.0	0.36	4.01	2.76	2.76	1.42	1.39	5.4	90.8	4.5	28.0	0.44	4.90	1.59	1.19	0.72			1.21					
16		214.8	9.6	183.2	0.34	0.07	0.06	4.1	80.2	28 45	23.0	0.36	4.04	3.23	3.06	1.33	1.42	5.5	96.3	4.5	28.0	0.44	4.93	1.23	1.16	0.75			1.20					
17		202.6	12.2	195.4	0.12	0.13	0.06	5.9	86.1	28 45	23.0	0.36	3.96	3.06	2.05	1.33	1.30	6.3	102.6	4.5	28.0	0.44	4.85	1.42	1.22	0.72			1.12					
18	500	500.3	11.3	206.7	0.29	0.11	0.14	5.3	91.4	28 50	23.0	0.36	3.98	3.07	2.98	1.24	1.32	6.0	108.6	8.0	28.0	0.44	4.87	1.25	1.09	0.63			1.15					
19	487	487.5	12.8	219.5	0.78	0.09	0.09	6.0	97.4	28 45	22.0	0.34	3.72	3.81	3.37	1.34	1.50	6.8	115.4	4.5	28.0	0.44	4.82	1.38	1.07	0.56			1.15					
20		475.9	11.6	231.1	0.36	0.03	0.02	5.5	102.9	28 45	22.0	0.34	3.68	3.80	3.77	1.63	1.75	6.1	121.5	4.0	28.0	0.44	4.77	1.73	1.17	0.53			1.50					
21		464.5	11.4	242.5	0.76	0.03	0.02	5.6	108.5	28 45	22.0	0.34	3.75	3.70	3.37	1.72	1.76	5.8	127.3	3.75	23.00	0.36	3.97	1.78	1.52	0.65			1.32					
22		455.0	9.5	252.0	0.72	0.05	0.03	4.7	113.2	28 45	22.0	0.34	3.73	3.82	3.06	1.69	1.72	4.8	132.1	3.75	23.00	0.36	3.95	1.83	1.45	0.49			1.39					
23		446.0	9.0	261.0	0.90	0.04	0.04	4.3	117.5	28 45	22.0	0.34	3.71	3.53	2.88	1.70	1.75	4.7	136.8	3.75	23.00	0.36	3.93	1.75	1.40	0.48			1.37					
24		435.6	10.4	271.4	1.03	0.06	0.07	4.6	122.1	28 40	22.0	0.34	3.82	4.48	2.83	1.73	1.70	4.8	141.6	3.25	19.50	0.31	3.48	1.73	1.43	0.57	Y	1	1.45					
25		426.7	8.9	280.3	1.08	0.05	0.06	4.6	126.7	18 40	19.0	0.30	3.31	3.38	3.21	1.58	1.59	4.3	145.9	3.25	19.50	0.31	3.42	1.76	1.48	1.02			1.53					
26	417	417.8	8.9	289.2	1.06	0.06	0.05	4.4	131.1	18 40	19.0	0.30	3.24	3.53	3.33	1.50	1.56	4.5	150.4	3.25	19.50	0.31	3.34	1.67	1.53	0.94			1.53					
27		408.3	9.5	298.7	1.16	0.07	0.03	4.7	135.8	18 40	19.0	0.30	3.24	3.45	3.12	1.56	1.57	4.8	155.2	3.25	19.50	0.31	3.35	1.51	1.36	0.93			1.48					
28		397.4	10.9	309.6	1.38	0.08	0.03	5.3	141.1	18 40	19.0	0.30	3.25	2.89	3.63	1.53	1.50	5.6	160.8	3.25	19.50	0.31	3.36	1.63	1.34	0.87			1.49					
29		389.9	7.6	317.2	1.67	0.19	0.02	3.8	144.9	12 40	19.0	0.30	3.32	3.01	3.56	1.45	1.40	3.8	164.6	3.25	19.50	0.31	3.43	1.54	1.34	0.83			1.41					
30		382.1	7.8	325.0	0.94	0.05	0.04	3.4	148.3	12 40	19.0	0.30	3.24	3.04	3.75	1.46	1.47	4.4	169.0	3.25	19.50	0.31	3.35	1.30	1.20	0.79			1.51					
31		-	-	-																														
Avg.		10.83			0.77	0.08	0.06	4.94			21.2	0.33	3.67	3.33	3.27	1.44	1.49	5.82			25.7	0.40	4.49	1.46	1.23	0.78		1.0	1.29	####				
Min.	0	7.55			0.12	0.03	0.02	3.40			17.0	0.26	2.94	2.30	2.05	1.09	1.29	3.80			19.5	0.31	3.34	1.12	1.02	0.48		1.00	1.04			0.00		
Max.		15.30	324.95		1.67	0.19	0.15	6.30	148.25		23.0	0.36	4.09	4.48	4.25	1.73	1.76	9.00	174.70			32.0	0.51	5.77	1.83	1.53	1.41		1.00	1.53			0.00	

Buckingham Park Water District

9 20 Water Plant Log revised 2.27.2020

Date	1				2				3				4				5			
	Hyd. #	Begin Read	End Read	Flow (cf)	Hyd. #	Begin Read	End Read	Flow (cf)	Hyd. #	Begin Read	End Read	Flow (cf)	Hyd. #	Begin Read	End Read	Flow (cf)	Hyd. #	Begin Read	End Read	Flow (cf)
1				0				0				0				0				0
2				0				0				0				0				0
3				0				0				0				0				0
4				0				0				0				0				0
5				0				0				0				0				0
6				0				0				0				0				0
7				0				0				0				0				0
8				0				0				0				0				0
9				0				0				0				0				0
10	57	317850	318770	920	63	318770	318970	200	27	318970	319070	100				0				0
11				0				0				0				0				0
12				0				0				0				0				0
13				0				0				0				0				0
14				0				0				0				0				0
15				0				0				0				0				0
16	15	319070	320020	950	22	320020	320620	600	23	320620	320650	30	24	320650	320800	150				0
17				0				0				0				0				0
18				0				0				0				0				0
19				0				0				0				0				0
20				0				0				0				0				0
21				0				0				0				0				0
22				0				0				0				0				0
23				0				0				0				0				0
24				0				0				0				0				0
25				0				0				0				0				0
26				0				0				0				0				0
27				0				0				0				0				0
28				0				0				0				0				0
29				0				0				0				0				0
30				0				0				0				0				0
31				0				0				0				0				0
				1870				800				130				150				0

Buckingham Park Water District

9 20 Water Plant Log revised 2.27.2020

Date	6				7				8				9				10			
	Hyd. #	Begin Read	End Read	Flow (cf)	Hyd. #	Begin Read	End Read	Flow (cf)	Hyd. #	Begin Read	End Read	Flow (cf)	Hyd. #	Begin Read	End Read	Flow (cf)	Hyd. #	Begin Read	End Read	Flow (cf)
1				0				0				0				0				0
2				0				0				0				0				0
3				0				0				0				0				0
4				0				0				0				0				0
5				0				0				0				0				0
6				0				0				0				0				0
7				0				0				0				0				0
8				0				0				0				0				0
9				0				0				0				0				0
10				0				0				0				0				0
11				0				0				0				0				0
12				0				0				0				0				0
13				0				0				0				0				0
14				0				0				0				0				0
15				0				0				0				0				0
16				0				0				0				0				0
17				0				0				0				0				0
18				0				0				0				0				0
19				0				0				0				0				0
20				0				0				0				0				0
21				0				0				0				0				0
22				0				0				0				0				0
23				0				0				0				0				0
24				0				0				0				0				0
25				0				0				0				0				0
26				0				0				0				0				0
27				0				0				0				0				0
28				0				0				0				0				0
29				0				0				0				0				0
30				0				0				0				0				0
31				0				0				0				0				0
				0				0				0				0				0

Buckingham Park Water District

9 20 Water Plant Log revised 2.27.2020

Date	11				12				13				14				15				Total Daily Hydrant Flow (gals)	Total MTD Hydrant Flow (gals)				
	Hyd. #	Begin Read	End Read	Flow (cf)	Hyd. #	Begin Read	End Read	Flow (cf)	Hyd. #	Begin Read	End Read	Flow (cf)	Hyd. #	Begin Read	End Read	Flow (cf)	Hyd. #	Begin Read	End Read	Flow (cf)						
1				0				0				0				0				0	0	0				
2				0				0				0				0				0	0	0				
3				0				0				0				0				0	0	0				
4				0				0				0				0				0	0	0				
5				0				0				0				0				0	0	0				
6				0				0				0				0				0	0	0				
7				0				0				0				0				0	0	0				
8				0				0				0				0				0	0	0				
9				0				0				0				0				0	0	0				
10				0				0				0				0				0	9,126	9,126				
11				0				0				0				0				0	0	9,126				
12				0				0				0				0				0	0	9,126				
13				0				0				0				0				0	0	9,126				
14				0				0				0				0				0	0	9,126				
15				0				0				0				0				0	0	9,126				
16				0				0				0				0				0	12,940	22,066				
17				0				0				0				0				0	0	22,066				
18				0				0				0				0				0	0	22,066				
19				0				0				0				0				0	0	22,066				
20				0				0				0				0				0	0	22,066				
21				0				0				0				0				0	0	22,066				
22				0				0				0				0				0	0	22,066				
23				0				0				0				0				0	0	22,066				
24				0				0				0				0				0	0	22,066				
25				0				0				0				0				0	0	22,066				
26				0				0				0				0				0	0	22,066				
27				0				0				0				0				0	0	22,066				
28				0				0				0				0				0	0	22,066				
29				0				0				0				0				0	0	22,066				
30				0				0				0				0				0	0	22,066				
31				0				0				0				0				0	0	22,066				
				0				0				0				0				0				0	22,066	22,066

CT Compliance for Giardia Lamblia Cysts by Free Chlorine

Input Parameters:

Water System Name:	Buckingham Park Water District	System Number: 1710011
Number of Service Connections:	457	Month and Year: September-20
Clearwell(s) - Volume per Foot:	5,200 Gallons/Ft	Transmission Pipe - Volume: 0 Gallons
Short-Circuiting Factor for Clearwell(s):	0.13 t ₁₀ /T	Short-Circuiting Factor for Pipe: 0.90 t ₁₀ /T
Required Log Inactivation of Giardia Cyst:	0.5 Log	

Date	Clearwell Data for Peak Hourly Flow (1)							Results for Giardia Inactivation and Reduction of Microcystin-LR						
	Flow Rate, gpm	Lowest Level, ft	Temp, °C	pH	Chlorine Residual, mg/L	Effective Vol, gal	Effective Contact Time, minutes	Giardia cysts			Microcystin-LR			
								Required CT	Calculated CT ₁₀	Calculated Log Inactivation	Calculated Log Reduction	*Microcystin-LR Reduced from x to 0.3 ug/L	**Microcystin-LR Reduced from x to 1 ug/L	
Sun	1	215.2	31.5	25.0	7.69	1.30	21,294	99	9	129	7.15	2.7	146	488
Mon	2	216.8	31.3	25.0	7.74	1.30	21,159	98	9	127	7.05	2.5	93	311
Tue	3	213.3	32.9	25.0	7.74	1.25	22,240	104	9	130	7.24	2.6	109	363
Wed	4	215.9	33.3	25.0	7.75	1.20	22,511	104	9	125	6.95	2.4	80	267
Thu	5	215.5	32.3	25.0	7.73	1.04	21,835	101	9	105	5.85	2.1	37	125
Fri	6	217.3	32.5	26.0	7.68	1.37	21,970	101	9	139	7.70	3.0	300	998
Sat	7	210.5	32.6	26.0	7.72	1.50	22,038	105	9	157	8.72	3.2	519	1,730
Sun	8	214.2	33.1	27.0	7.76	1.20	22,376	104	9	125	6.96	2.5	98	327
Mon	9	215.6	32.5	25.0	7.76	1.25	21,970	102	9	127	7.08	2.4	83	275
Tue	10	215.7	32.8	23.0	7.79	1.30	22,173	103	11	134	6.07	2.3	67	222
Wed	11	214.9	33.4	22.0	7.74	1.40	22,578	105	12	147	6.13	2.7	145	483
Thu	12	216.9	33.5	22.0	7.74	1.25	22,646	104	11	131	5.93	2.4	72	241
Fri	13	211.6	32.2	23.0	7.69	1.30	21,767	103	10	134	6.69	2.7	138	460
Sat	14	213.6	32.0	23.0	7.79	1.39	21,632	101	11	141	6.40	2.5	89	296
Sun	15	214.7	32.6	23.0	7.84	1.35	22,038	103	11	139	6.30	2.3	57	190
Mon	16	213.9	32.5	22.0	7.82	1.35	21,970	103	12	139	5.78	2.3	58	192
Tue	17	211.9	33.2	23.0	7.76	1.25	22,443	106	11	132	6.02	2.4	78	260
Wed	18	213.4	33.0	23.0	7.71	1.25	22,308	105	10	131	6.53	2.5	104	345
Thu	19	214.4	33.7	22.0	7.69	1.23	22,781	106	11	131	5.94	2.5	103	344
Fri	20	214.5	31.9	23.0	7.69	1.52	21,564	101	11	153	6.95	3.0	331	1,102
Sat	21	211.1	33.7	23.0	7.69	1.65	22,781	108	11	178	8.09	3.5	1,052	3,506
Sun	22	214.0	33.1	22.0	7.69	1.62	22,376	105	12	169	7.06	3.3	583	1,942
Mon	23	214.6	33.1	22.0	7.69	1.60	22,376	104	12	167	6.95	3.2	520	1,732
Tue	24	211.1	32.6	22.0	7.72	1.60	22,038	104	12	167	6.96	3.1	400	1,334
Wed	25	213.3	32.8	22.0	7.72	1.50	22,173	104	12	156	6.50	2.9	248	827
Thu	26	216.4	32.8	22.0	7.73	1.44	22,173	102	12	148	6.15	2.7	160	533
Fri	27	210.2	32.4	22.0	7.71	1.44	21,902	104	12	150	6.25	2.8	209	696
Sat	28	210.4	32.6	23.0	7.71	1.40	22,038	105	11	147	6.67	2.8	212	706
Sun	29	211.2	32.9	22.0	7.75	1.40	22,240	105	12	147	6.14	2.7	136	454
Mon	30	213.6	32.9	21.0	7.74	1.40	22,240	104	12	146	6.07	2.6	117	391
Tue	31						-	-	-	-	-	-	-	-
	Min	210	31.3	21.0	7.68	1.04	21,159	97.6	9	105	5.78	2.1	37	125
	Median	214	32.8	23.0	7.73	1.36	22,173	104.2	11	139	6.60	2.6	127	422
	Max	217	33.7	27.0	7.84	1.65	22,781	107.9	12	178	8.72	3.5	1,052	3,506

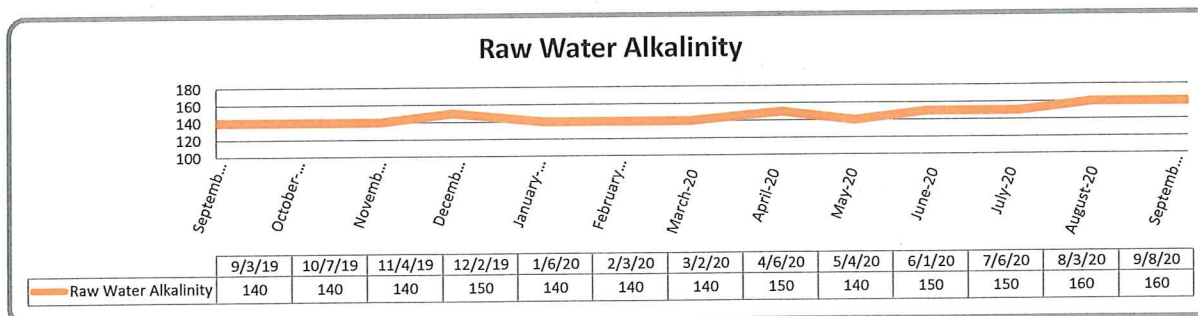
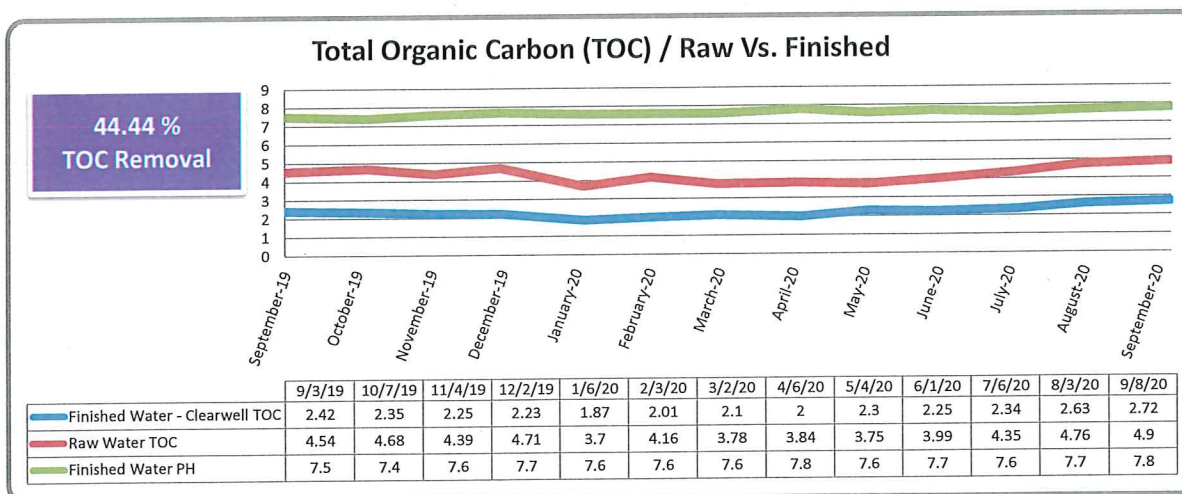
*Input lower limit of Microcystin-LR: 0.3
 **Input lower limit of Microcystin-LR: 1.0

Print Name: _____

Signature: _____

Date: _____

BUCKINGHAM PARK WATER DISTRICT TOTAL ORGANIC CARBON (TOC) & ALKALINITY RESULTS	9/3/19	10/7/19	11/4/19	12/2/19	1/6/20	2/3/20	3/2/20	4/6/20	5/4/20	6/1/20	7/6/20	8/3/20	9/8/20
Raw Water TOC Total Organic Carbon (TOC) (Detection Level Required: 0.30mg/L)	4.54	4.68	4.39	4.71	3.7	4.16	3.78	3.84	3.75	3.99	4.35	4.76	4.9
Raw Water Alkalinity	140	140	140	150	140	140	140	150	140	150	150	160	160
Finished Water PH	7.5	7.4	7.6	7.7	7.6	7.6	7.6	7.8	7.6	7.7	7.6	7.7	7.8
Finished Water - Clearwell TOC Total Organic Carbon (TOC) (Detection Level Required: 0.30mg/L)	2.42	2.35	2.25	2.23	1.87	2.01	2.1	2	2.3	2.25	2.34	2.63	2.72
% of TOC Removal	46.70%	49.79%	48.75%	52.65%	49.46%	51.68%	44.44%	47.92%	38.67%	43.61%	46.21%	44.75%	44.49%



PWS Name: *Buckingham Park Water District* **PWS No.** *1710011*

Year	Quarter	Sample Date	Color Results, Units	Odor Results, TON	Color RAA, Units	Odor RAA, TON
2017	Q2	6/26/2017	0	0		
2017	Q3	9/25/2017	0	3.8		
2017	Q4	12/18/2017	45	27		
2018	Q1	3/26/2018	0	14	11.25	11.2
2018	Q2	6/25/2018	18	14	15.75	14.7
2018	Q3	9/24/2018	0	6.3	15.75	15.325
2018	Q4	1/2/2019	0	0	4.5	8.575
2019	Q1	3/25/2019	0	0	4.5	5.075
2019	Q2	6/24/2019	0	120	0	31.575
2019	Q3	9/23/2019	0	14	0	33.5
2019	Q4	12/23/2019	0	6.3	0	35.075
2020	Q1	3/23/2020	7	1.4	1.75	35.425
2020	Q2	6/22/2020	0	20	1.75	10.425
2020	Q3	9/28/2020	0	10	1.75	9.425
2020	Q4	12/28/2020			-	-
2021	Q1				-	-
2021	Q2				-	-
2021	Q3				-	-
2021	Q4				-	-

Maximum Contaminant Level: 15 units 3 TON



Buckingham Park Water District
2880 Eastlake Drive · Kelseyville, CA 95451
Phone (707) 279-8568 · Fax (707) 279-2947

October 14, 2020

Mr. Guy Schott
Division of Drinking Water
State Water Resources Control Board
50 "D" Street
Santa Rosa, CA 95404

RE: 1710011 / Submittal of Quarterly Secondary Standards Drinking Water Monitoring Results

Hello ,
Enclosed you will find the Quarterly Secondary Drinking Water Monitoring sample results from samples taken September 28, 2020 for Odor (MCL: 3TON) and Color (MCL: 15 units). According to the enclosed reports the results for Odor was over the 3 TON MCL with a result of 10 TON and Color was under the 15 unit MCL with a result of <5.0 units. The next quarterly sample will be taken on Monday December 28, 2020. Should you have any questions please feel free to contact me at the number provided below. Thank you!

Sincerely,

A handwritten signature in blue ink, appearing to read "Ahimsah Wonderwheel".

Ahimsah Wonderwheel
General Manager
Buckingham Park Water District
Office (707) 279-8568 / Cell (707) 900-8367

Note:
This quarterly monitoring is initiated for compliance with California Code of Regulation Title 22. Division 4. Environmental Health, Ch. 15 Domestic Water Quality and Monitoring Regulations, Article 16. Secondary Drinking Water Standards, Sec 64449 (a) and Sec 64449 (c) inclusive.

Mark Boyle
Board President

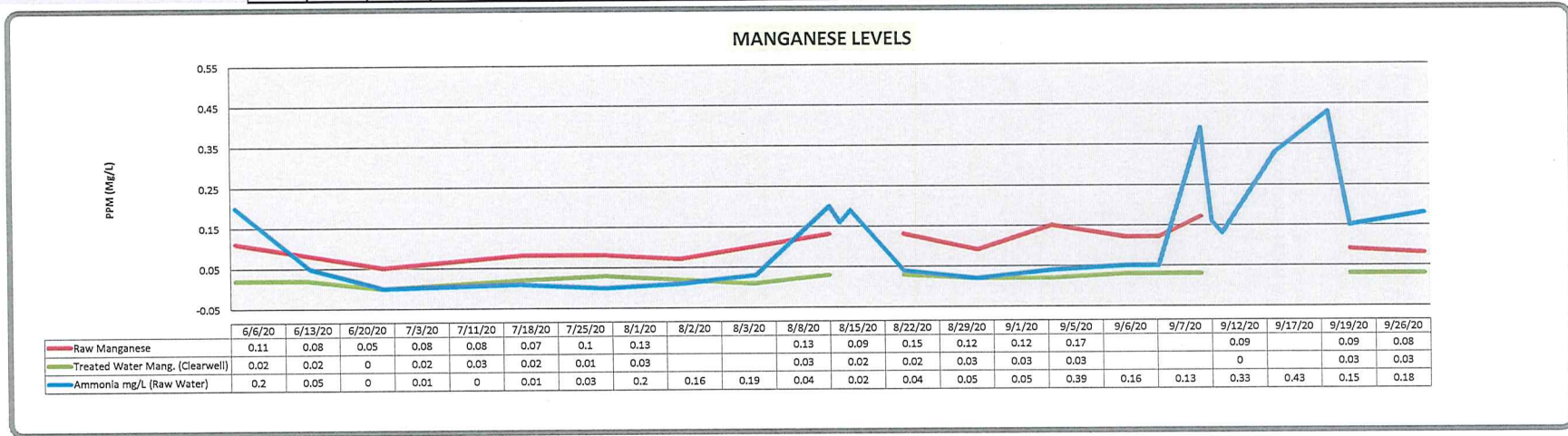
Ken Agarwal
Vice President

Lisa Vartabedian
Board Member

Thomas Brandon
Board Member

Shannon Maurer
Board Member

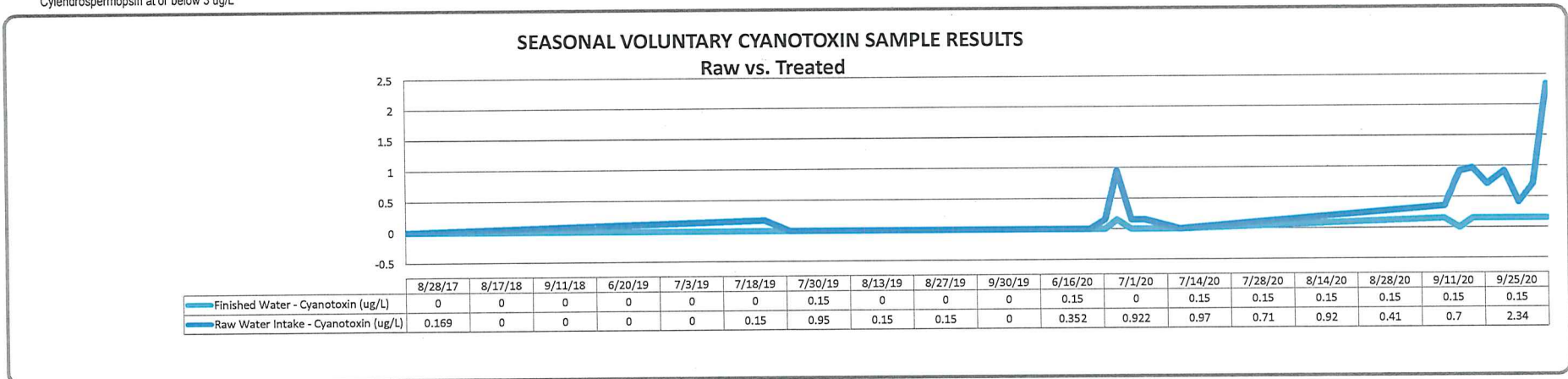
BUCKINGHAM PARK WATER DISTRICT MANGANESE EVALUATION RESULTS	6/6/20	6/13/20	6/20/20	7/3/20	7/11/20	7/18/20	7/25/20	8/1/20	8/2/20	8/3/20	8/8/20	8/15/20	8/22/20	8/29/20	9/1/20	9/5/20	9/6/20	9/7/20	9/12/20	9/17/20	9/19/20	9/26/20	
MANGANESE MCL .5 mg/L (micrograms)																							
Raw Water Mang.	0.11	0.08	0.05	0.08	0.08	0.07	0.1	0.13			0.13	0.09	0.15	0.12	0.12	0.17				0.09		0.09	0.08
After PreCl2/Before Filter																							
After Multimedia Filter																							
Treated Water Mang. (Clearwell)	0.02	0.02	0	0.02	0.03	0.02	0.01	0.03			0.03	0.02	0.02	0.03	0.03	0.03				0		0.03	0.03
After GAC																							
Westlake Drive Customer																							
Zone 2 Tank																							
Ammonia mg/L (Raw Water)	0.2	0.05	0	0.01	0	0.01	0.03	0.2	0.16	0.19	0.04	0.02	0.04	0.05	0.05	0.39	0.16	0.13	0.33	0.43	0.15	0.18	
NTU LEVELS																							
Raw Water NTU	2.3	3.3	5.3	5.6	11.4	8.9	8.5	7.2	7.2	6.2	14.5	8.8	7.3	7.5	6.4	3.7	5.6	5.3	4	4.1	4	5.3	
Clarifier NTU	0.5	0.57	0.6	0.64	0.64	1.16	1.11	0.98	0.72	0.46	0.43	0.84	0.64	0.92	0.82	0.88	1	0.92	0.59	0.65	0.56	0.48	
Water Plant Effluent NTU	0.02	0.01	0.01	0.02	0.03	0.04	0.05	0.04	0.03	0.04	0.05	0.06	0.05	0.04	0.04	0.03	0.04	0.04	0.03	0.04	0.03	0.04	



BUCKINGHAM PARK WATER DISTRICT
Water Analysis Overview

BUCKINGHAM PARK WATER DISTRICT
SEASONAL VOLUNTARY CYANOTOXIN SAMPLE RESULTS

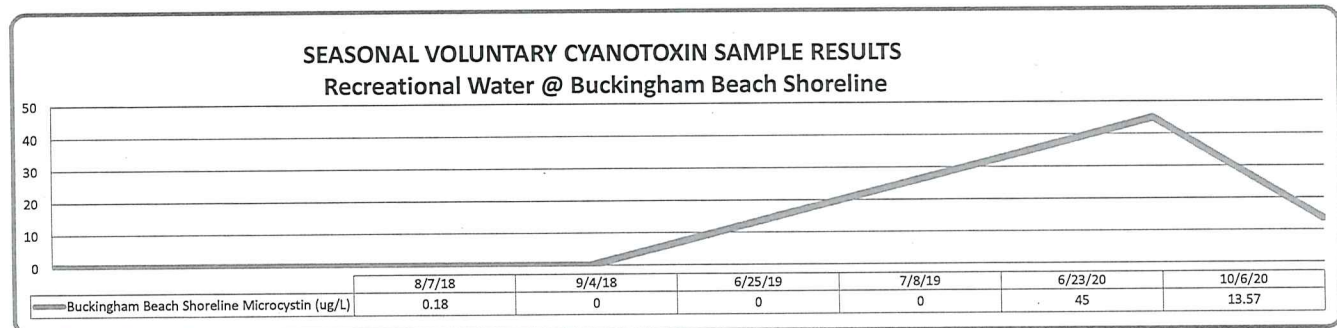
	8/17/18	8/28/17	9/11/18	6/20/19	7/3/19	7/18/19	7/30/19	8/13/19	8/27/19	9/30/19	6/16/20	7/1/20	7/14/20	7/28/20	8/14/20	8/28/20	9/11/20	9/25/20	
DRINKING WATER																			
Raw Water Intake - Cyanotoxin (ug/L)	0.169	0	0	0	0	0.15	0.95	0.15	0.15	0	0.352	0.922	0.97	0.71	0.92	0.41	0.7	2.34	
Finished Water - Cyanotoxin (ug/L)	0	0	0	0	0	0	0.15	0	0	0	0.15	0	0.15	0.15	0.15	0.15	0.15	0.15	
% of Removal	100%	100%	100%	100%	100%	100%	84%	100%	100%	100%	57%	100%	85%	79%	84%	63%	79%	94%	
E.P.A. Drinking Water Public Health Goals (not regulatory - serve as technical guidance)																			
Children 6 years old and under:																			
Microcystin: at or below 0.3 ug/L																			
Cylendropermopsin at or below 0.7 ug/L																			
Children 6 years old through Adult:																			
Microcystin: at or below 1.6 ug/L																			
Cylendropermopsin at or below 3 ug/L																			



RECREATIONAL WATER

Buckingham Beach Shoreline Microcystin (ug/L)	8/7/18	9/4/18	6/25/19	7/8/19	6/23/20	10/6/20
	0.18	0	0	0	45	13.57

*Data used only for reference.
E.P.A. California Recreational Water Guidelines
Microcystin: at or below 0.8 ug/L
Cylendropermopsin at or below 4 ug/L
Anatoxin-a at or below 90 ug/L



January - December 2020

	Residential			Commercial			Landscape / Irrigation			Total Cf. Usage	Total Gal. Usage	Total Customer
	Cubic Ft	Gallons	# Cust. Billed	Cubic Ft	Gallons	# Cust. Billed	Cubic Ft	Gallons	# Cust. Billed			
January	155,319	1,161,786	452	2,610	19,523	6	0	0	0	157,929	1,181,309	458
February	179,672	1,343,947	453	1,635	12,230	6	0	0	0	181,307	1,356,176	459
March	244,844	1,831,433	448	2,035	15,222	6	0	0	0	246,879	1,846,655	454
April	279,322	2,089,329	448	3,164	23,667	6	0	0	0	282,486	2,112,995	454
May	348,913	2,609,869	451	4,497	33,638	6	0	0	0	353,410	2,643,507	457
June	400,248	2,993,855	450	3,760	28,125	6	0	0	0	404,008	3,021,980	456
July	606,255	4,534,787	455	10,183	76,169	6	0	0	0	616,438	4,610,956	461
August	644,878	4,823,687	451	8,794	65,779	6	0	0	0	653,672	4,889,467	457
September	519,709	3,887,423	448	8,123	60,760	6	0	0	0	527,832	3,948,183	454
October										0	0	
November										0	0	
December										0	0	
	Average			Average			Average					Average
2019 YTD Totals	3,379,160	25,276,117	451	44,801	335,111	6	0	0	0	3,423,961	25,611,228	457

	Tier 1 (cf)	Tier 2 (cf)	Tier 3 (cf)	Total (Cf.)
--	-------------	-------------	-------------	-------------

January	134,269	7,246	16,414	157,929
February	142,953	7,578	30,776	181,307
March	189,928	16,544	2,035	208,507
April	207,080	18,150	57,256	282,486
May	248,252	31,904	73,254	353,410
June	257,802	40,014	106,192	404,008
July	320,932	58,578	236,928	616,438
August	293,688	52,174	307,810	653,672
September	285,439	46,932	195,461	527,832
October				0
November				0
December				0
YTD Total	2,080,343	279,120	1,026,126	3,385,589
% of Total Usage	61.45%	8.24%	30.31%	100%

Top 10 Users	
Acct#	Cf
HIGH USERS	
9302	11707
6102	11520
5601	9831
1301	9333
2101	9290
6201	7888
2901	7689
7901	7435
8602	7075
81,748 cubic feet	
611,475 gallons	
15.49% of total usage	
LEAKS	
5602	9165
9,165 cubic feet	
68,554 gallons	
1.74% of total usage	
90,913 Total Top 10 CF	
680,029 Total Top 10 Gal	
17.22%	
Top 10 Total % of Usage	

Total Average (gal.) Usage Per Person Per Day:

	(Highest Months)		
	JULY '18	JUNE '19	2 yr. Ave.
Average person per connection:	3.3	3.3	3.3
Total Gallons:	5,153,311	5,133,818	5,143,565
Days in Month :	31	30	30.5
Active Connections:	457	457	457
Total Average Usage in Gallons Per Person/Day:	110	113	112

Current Water Storage Availability

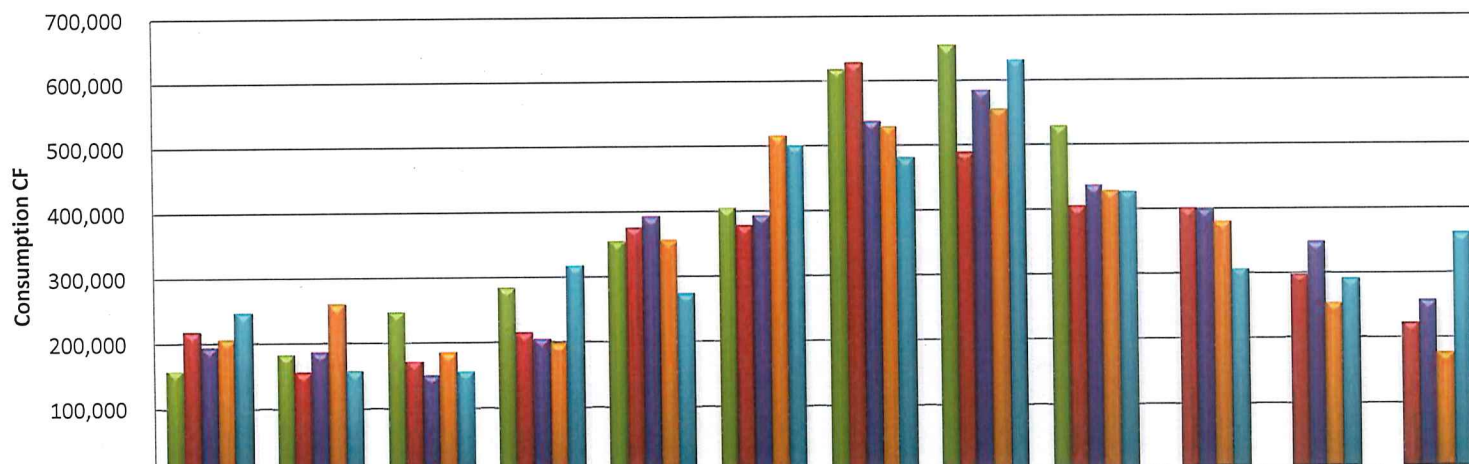
Plant Available storage	170,000 gal
Zone 1	100,000 gal
Zone 2	200,000 gal
Total Storage Avail.	470,000 gal

Avail. Storage / Month

	JULY '18	JUNE '19	Average
Total Average Usage per Day	166,236	171,127	168,682
Days of Avail. Storage	2.83	2.75	2.79

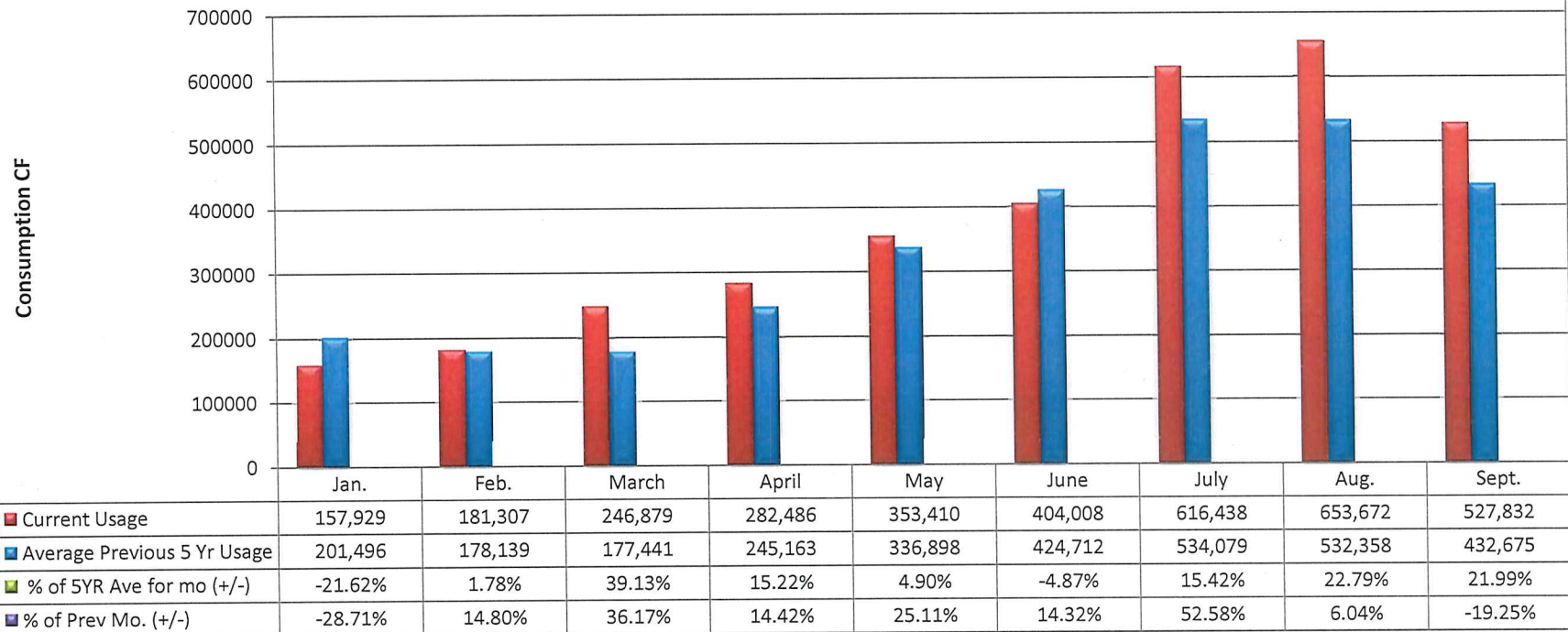
(Based on current usage)

5 Year Consumption History

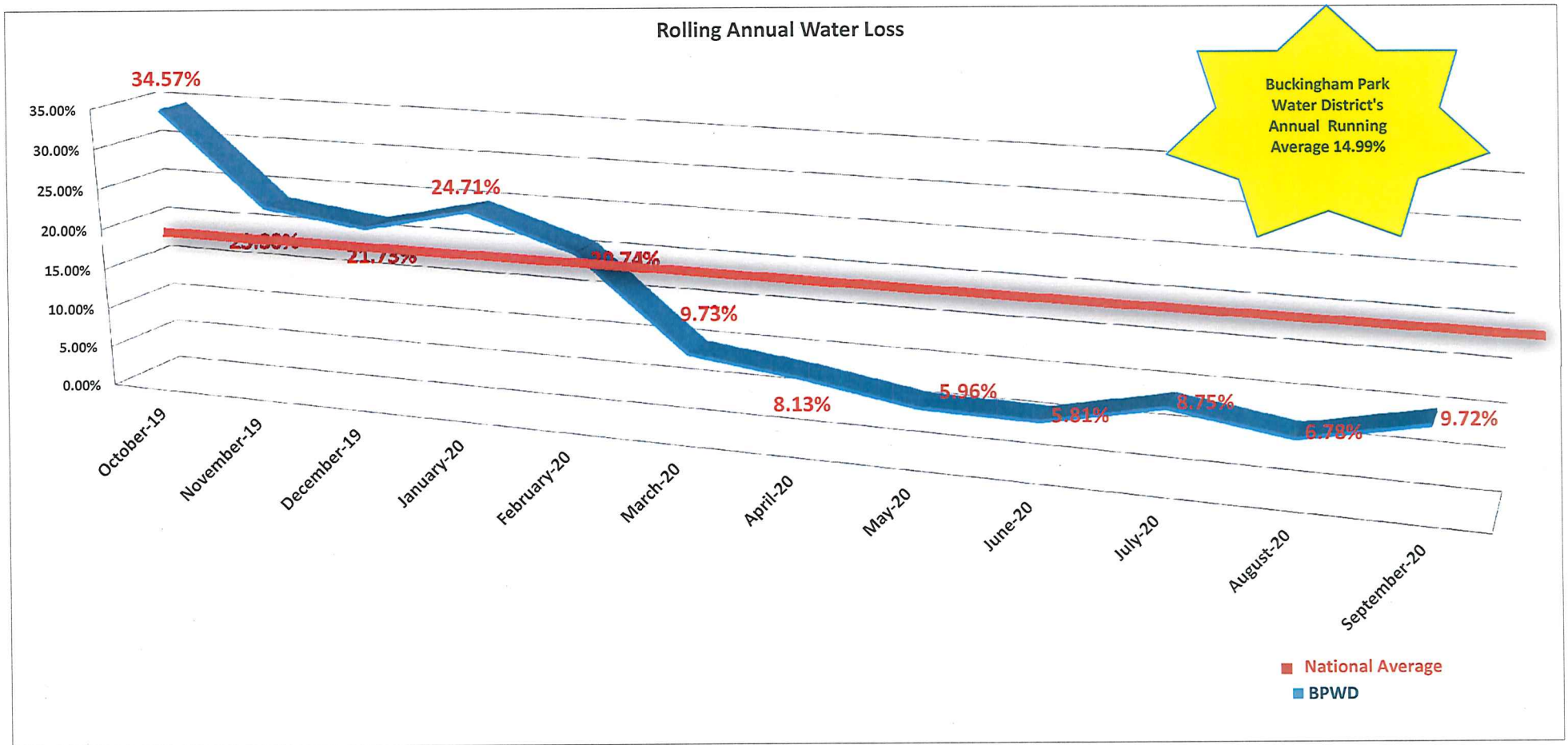


	Jan.	Feb.	March	April	May	June	July	Aug.	Sept.	Oct.	Nov.	Dec.
■ 2020	157,929	181,307	246,879	282,486	353,410	404,008	616,438	653,672	527,832			
■ 2019	215,392	153,761	170,200	213,251	374,148	376,112	625,960	486,685	402,558	399,674	297,026	221,540
■ 2018	192,847	184,272	148,822	203,530	390,869	391,852	535,525	583,754	435,925	398,296	347,296	256,502
■ 2017	205,528	258,278	183,446	196,293	354,611	514,162	527,323	554,211	427,612	379,370	252,710	175,642
■ 2016	245,592	155,939	155,528	317,504	272,002	499,190	479,326	631,480	426,386	305,856	289,554	359,696

Current Usage Year To Date vs. 5 Year Average



Current YTD Usage:
3,423,961 cf
Vs.
5yr. Rolling Average: 3,062,959 Increased By
11.79 %



Known Distribution Leaks (Gal)	Production Meter / Gal. matched to meter read dates		Net Production (Gal.) (Prev+Current)	Distribution/Sold (Convert Cf to Gal)	Total Unaccountable Water Loss		
	Prev. MTD	Current MTD			Difference (Gal.)	% +/-	
	9/27/19-9-30-19 698560	10/1/19-10/30/19 3,870,682	4,569,242	2,989,562	1,579,680	34.57%	leak found on Buckingham Dr. unknown estimate of loss at this time.
646,272	10/31/19 - 10/31/1 130,494	11/1/19-11/30/19 3,609,027	3,739,521	2,221,754	871,495	23.30%	Service line leak on Buckingham Dr approx. 2 gal. min.
667,814	12/1/2019 - 12/30/19 2,970,313	0	2,970,313	1,657,119	645,380	21.73%	Service line leak on Buckingham Dr approx. 2 gal. min.
695,520		1/1/2020 - 1/30/2020 2,492,787	2,492,787	1,181,309	615,958	24.71%	Service Line leak at 2911 Buckingham Dr. loss of Approx. 2 gal./min. Repaired on 1/9/20 service line leak at 2990/3010 Hillside ct approx. 15 gal min.
604800	1/31/2020 88,060	2/1/2020 - 2/27/2020 2,386,145	2,474,205	1,356,176	513,229	20.74%	Service line leak at 2990/3010 hillside ct approx. 15 gal/min fixed on march 5th.
108,000	2/28/2020 - 2/29/2020 160,162	3/1/2020 - 3/31/2020 2,005,299	2,165,461	1,846,655	210,806	9.73%	Service line leak at 2990/3010 hillside ct approx. 15 gal/min fixed on march 5th.
		4/1/2020- 4/30/2020 2,299,908	2,299,908	2,112,995	186,913	8.13%	
		5/1/2020-5/29/2020 2,811,125	2,811,125	2,643,507	167,618	5.96%	
	5/30/2020 - 5/31/2020 214,500	6/1/2020 - 6-25/2020 2,993,993	3,208,493	3,021,980	186,513	5.81%	
	6/26/20 - 6/30/20 729,294	7/1/20 - 7/29/20 4,323,622	5,052,916	4,610,956	441,960	8.75%	Leak surfaced at 3010 Hillside Ct. on 8/11/20 unknown loss at this time
150,120	7/30/20 - 7/31/20 338,583	8/1/20 - 8/28/20 5,067,401	5,405,984	4,889,467	366,397	6.78%	Leak surfaced at 3010 Hillside Ct. on 8/11/20. Leak fixed on 8/26/20 leaking approx. 6.95 Gal/min. = 10,008 Gal/Day
313,920	8/29/2020-8/31/20 489,829	9/1/20-9/30/20 4,230,980	4,720,809	3,948,183	458,706	9.72%	Two Service line leaks, 1995 Westlake Dr Approx 8 gal. per min.-11,502 gal per day,2390 Eastlake Dr.11 gal per min-15,840 gal per day
Average Annual Loss						14.99%	

WORK ORDER #	DATE OPENED	RESPONDING STAFF	DATE CLOSED	COMMENTS
1	9-11-18	Alan/ Ahimsah	10/25/18	Svc Line Pull 3000/3004 Buckingham Dr
2	9-11-18	Alan/ Ahimsah	11/7/18	Svc Line Pull 2950/2960 Buckingham Dr
3	9-12-18	Ahimsah	9/13/18	USA Locate 2990 Madrone Ln
4	9-18-18	AW/AM	11/7/18	Svc Line Repair 2710/2700 Eastlake Dr.
5	9-18-18	AW/AM	11/7/18	Svc Line Repair 2400 Eastlake Dr
6	9-18-18	A/W/AM	1/3/19	Svc Line Repair @ 2870 Eastlake Dr.
7	9-18-18	AM	11/1/18	ReVegetation BHA/BPWD Fence Line
8	9-18-18	10/30/18	Ahimsah	Zone 2 Mini Tank - Primer Coat
9	9-26-18	Done	—	Drying Bed Drainage / Footings
10	10/1/18	Ahimsah	10/1/18	USA Locate = 1515 Westlake Dr.
11	10/1/18	Ahimsah	10/1/18	USA Locate = 2100 Eastlake Dr.
12	10/1/18	Ahimsah	10/1/18	USA Locate = 1485 Westlake Dr.
13	10/3/18	AM/WR/AM	5/9/19	Main Repair @ Little Borax & Greenway Dr.
14	10/24/18	Alan	10/24/18	Angle Stop @ Meter Box 3124 Hillside Ct
15	10/29/18	WR	11/21/19	Caulking @ all office windows
16	10/30/18	AW	10/1/18	USA Locate = 3387 Westlake Ct
17	10/30/18	AM	Done	Install Cleanwell exhaust Fan
18	11/20/18	AW	11/20/18	USA 2160 Westlake Dr. (11/20/18)
19	11/20/18	AW	12/6/18	Hillside Ct svc line repair
20	11/20/18	AW	12/12/18	Buckingham Dr. Svc line repair
21	12/17/18	AW/NF	12/17/18	USA 1835 Eastlake Dr.
22	12/21/18	AW/AM	12/21/18	USA @ 3100 Hillside Ct.
23	1/3/19	AW/AM	1/8/19	Install ADA TP Dispenser
24	1/3/19	AW/AM	1/24/19	Complete fence slats
25	1/31/19	AM/NF	1/31/19	USA: 3040 Hillside Ct
26	3/5/19	AM	6/12/19	Install Swan AMI Trides
27	6/27/19	AM/WR	7/2/19	Service line leak at 1780 Eastlake Dr.
28	8/6/19	AM/WR	8/24/19	Service line leak at 2550 Westlake Dr.
29	9/22/19	WR/AM	9/24/19	Service line leak at 3354/3346 Southlake Dr.
30	12/9/19	AM/WR	2/6/20	Service line leak at 2911/2905 Buckingham Dr.
31	12/5/19	AM/WR	1/8/20	Service line leak at 8519 Palace Dr.
32	2/6/20	AM/WR	3/5/20	Service line leak at 3010/2990 Hillside Ct.
33	3/9/20	AM/WR	3/17/20	Service line leak at 3180 Hillside Ct. located on Southlake Dr.
34	8/11/20	AM/WR	10/7/20	Service line leak at 3020 Hillside Ct.
35	9/2/20	AM/WR	9/10/20	Service line leak at 1995/2020 Westlake Dr.

WORK ORDER #	DATE OPENED	RESPONDING STAFF	DATE CLOSED	COMMENTS
36	9/18/20	AM/WR	10/7/20	Service line leak at 2390 Eastlake Dr.
37	9/30/20	WR	10/15/20	Check Meters w/0 usage working properly
38	10/4/20	AM/WR		Service line leak at 2100 Eastlake Dr.
39	10/16/20	AM/WR		Service line leak at 2700 Buckingham Dr.
40				
41				
42				
43				
44				
45				
46				
47				
48				
49				
50				
51				
52				
53				
54				
55				
56				
57				
58				
59				
60				
61				
62				
63				
64				
65				
66				
67				
68				
69				
70				

BUCKINGHAM PARK WATER DISTRICT
 INTERNAL CONTROLS
 COMPLIANCE REVIEW: ACCOUNTS RECEIVABLE

September 2020

Core AR Payment Detail	Quickbooks AR #200-30 Utility Billing Receivable
1,412.42	\$ 1,512.42
268.89	\$ 1,132.06
863.17	\$ 2,430.16 ok adj posted
697.00	\$ 250.00
100.00	\$ 7,649.23
1,733.16	\$ 6,382.58
250.00	\$ 10,160.91
7,583.71	\$ 2,505.53
6,382.58	\$ 534.43
10,160.91	\$ 407.23
65.52	\$ 2,587.95
2,505.53	\$ 1,276.79
534.43	\$ 1,534.83
103.40	\$ 1,130.00
600.00	\$ 110.37
1,887.95	\$ 23,744.49
1,276.79	\$ 6,051.06
1,534.83	\$ 975.01 ok adj posted
1,130.00	\$ 2,840.69
110.37	\$ -
23,592.87	\$ -
151.62	\$ -
100.00	\$ -
303.83	\$ -
6,051.06	\$ -
855.01	\$ -
214.02	\$ -
108.79	\$ -
120.00	\$ -
2,517.88	
73,215.74 balanced	

73,215.74

73,215.74

73,215.74	0.00
Total Entered	Entries from prior period or to be re-coded

VARIANCES:

Cash Receipts NOT Deposited to Bank in Reporting Month: 100
 Cash Receipts NOT Entered to CORE in Reporting Month: 0
 Cash Receipts NOT Entered @ QB in Reporting Month: 0
 Notes to Variances: none

August 20, 2020

8:02 AM

10/05/20

Accrual Basis

**Buckingham Park Water District
Account QuickReport
As of September 30, 2020**

Type	Date	Name	Memo	Amount
200 · Accounts Receivable				
200-30 · Utility Billing Receivable				
Deposit	09/02/2020	Water Sales	Lot Date 9/2/20	-1,412.42
Deposit	09/03/2020	Water Sales	CC Lot Date 9/3/20	-268.89
Deposit	09/03/2020	Water Sales	Lot Date 9/3/20	-863.17
Deposit	09/04/2020	Water Sales	Lot Date 9/4/20	-697.00
Deposit	09/04/2020	Water Sales	Cash Lot Date 9/2/20	-100.00
Deposit	09/04/2020	Water Sales	CC Lot Date 9/4/20	-1,733.16
Deposit	09/08/2020	Water Sales	CC Lot Date 9/8/20	-250.00
Deposit	09/09/2020	Water Sales	Lot Date 09/09/20	-7,583.71
Deposit	09/11/2020	Water Sales	Lot Date 9/11/20	-6,382.58
Deposit	09/14/2020	Water Sales	Lot Date 9/14/20	-10,160.91
Deposit	09/14/2020	Water Sales	Cash Lot Date 09/09/20	-65.52
Deposit	09/15/2020	Water Sales	Lot Date 09/15/20	-2,505.53
Deposit	09/16/2020	Water Sales	Lot Date 9/16/20	-534.43
Deposit	09/17/2020	Water Sales	CC Lot Date 09/17/20	-103.40
Deposit	09/18/2020	Water Sales	9/18/20	-600.00
Deposit	09/18/2020	Water Sales	9/17/20-9/18/20	-1,887.95
Deposit	09/21/2020	Water Sales	Lot Date 9/21/20	-1,276.79
Deposit	09/22/2020	Water Sales	Lot Date 09/22/20	-1,534.83
Deposit	09/23/2020	Water Sales	Lot Date 09/23/20	-1,130.00
Deposit	09/24/2020	Water Sales	CC Lot Date 09/24/20	-110.37
Deposit	09/25/2020	Water Sales	APS Lot Date 09/25/20	-23,592.87
Deposit	09/25/2020	Water Sales	Cash Lot Date 09/25/20	-151.62
Deposit	09/25/2020	Water Sales	Cash Lot Date 09/18/20	-100.00
Deposit	09/25/2020	Water Sales	Cash Lot Date 09/17/20	-303.83
Deposit	09/28/2020	Water Sales	Lot Date 09/28/20	-6,051.06
Deposit	09/29/2020	Water Sales	Lot Date 09/29/20	-855.01
Deposit	09/30/2020	Water Sales	CC Lot Date 09/30/20	-214.02
Deposit	09/30/2020	Water Sales	CC Lot Date 09/30/20	-108.79
Deposit	09/30/2020	Water Sales	Cash Lot Date 09/30/20	-120.00
Deposit	09/30/2020	Water Sales	Lot Date 09/30/20	-2,517.88
Total 200-30 · Utility Billing Receivable				-73,215.74
Total 200 · Accounts Receivable				-73,215.74
TOTAL				-73,215.74

Handwritten annotations on the right side of the table:

- 1,132.06 (red)
- 1,512.42 (yellow)
- 2,430.16 (blue)
- 7,649.23 (green)
- 2,367.95 (purple)
- 407.23 (orange)
- 23,744.49 (red)
- 915.01 (blue)
- 2,840.69 (black)

8:01 AM

10/05/20

Accrual Basis

Buckingham Park Water District

Account QuickReport

As of September 30, 2020

Type	Date	Num	Name	Memo	Split	Amount	Balance
200 · Accounts Receivable							708.65
200-20 · Delinquent Accounts Receivable							708.65
Total 200-20 · Delinquent Accounts Receivable							708.65
Total 200 · Accounts Receivable							708.65
TOTAL							708.65

BUCKINGHAM PARK WATER DISTRICT

Financial Compliance & Reconciliation

Reconciliation Complete as of: October 21, 2020



Certification: I hereby certify that the financial transactions and source documents for the reporting month have been reviewed and verified as correct to the best of my knowledge.

- Revenue / QB Journal Entry Verification
- Core Payment Detail Report for Month
- Quickbooks Utility Billing Receivable Report for Month
- Umpqua Bank - Checking #1586
- Umpqua Bank - Checking #6156
- Petty Cash Log w/ double custody balance verification as of month end w/ Receipts
- Laif Investment Statement
- Cash Payment Log w/ Cash Receipt Book Copies
and that the cash is deposited to Umpqua Bank.
- Credit Card Payment Log w/ Receipts
- 69811925 - Cal PIT & SDI Payment Verification
- 77653459 - Voluntary SDI Plan Payment Verification
- EDD Voluntary SDI Quarterly Report Forms DE9 & DE9C
- EDD PIT,SDI Quarterly Report Forms DE9 & DE9C
- IRS Form 941 (transmit via QB transmit)

There is no Form 940 for Buckingham Park Water District.

Buckingham Park Water District
Internal Controls Verification Checklist
 Month Ending: September 2020

Control Factors	Responsibility Designation			Report to Board of Directors Required (Y/N)
	O.M. (Office Mgr)	C.O. (Compliance Officer)	G.M. (General Mgr.)	
Adjusting Journal Entries:				
OM to provide supporting documentation & journal entry to CO	<input checked="" type="checkbox"/>	<input checked="" type="checkbox"/>		<input type="checkbox"/>
All journal entries have been entered, printed and include support documentation	<input checked="" type="checkbox"/>	<input checked="" type="checkbox"/>		<input type="checkbox"/>
Monthly verification Successful. General Manager Approval Received?		<input checked="" type="checkbox"/>	<input checked="" type="checkbox"/>	<input type="checkbox"/>
Monthly verification not successful? Report to the Board.		<input checked="" type="checkbox"/>	<input checked="" type="checkbox"/>	<input type="checkbox"/>
Quarterly Audit of journal entries		<input checked="" type="checkbox"/>		<input type="checkbox"/>
Payroll:				
Time card calculations and entries performed	<input checked="" type="checkbox"/>			<input type="checkbox"/>
Payroll is not submitted and approved by the same individual writing the check			<input checked="" type="checkbox"/>	<input type="checkbox"/>
Provide General Manager w/ payroll checks, ACH direct deposit report & related timecards	<input checked="" type="checkbox"/>			<input type="checkbox"/>
Verification Successful? General Manager Approval received-Initial timecard and check stub.			<input checked="" type="checkbox"/>	<input type="checkbox"/>
Paychecks signed by Director if approved by General Manager	<input checked="" type="checkbox"/>			<input type="checkbox"/>
Provide paycheck and/or stub to employee in sealed envelope no later than 3pm on payday.	<input checked="" type="checkbox"/>			<input type="checkbox"/>
Payroll Tax Payments and Reports:				
EDD Tax payments made bi-weekly	<input checked="" type="checkbox"/>			<input type="checkbox"/>
941 Tax payments made bi-weekly	<input checked="" type="checkbox"/>			<input type="checkbox"/>
Monthly verification of payroll tax payments.		<input checked="" type="checkbox"/>		<input type="checkbox"/>
Late tax payments or penalties reported to Board of Directors w/ explanation & remedy.		<input checked="" type="checkbox"/>	<input checked="" type="checkbox"/>	<input type="checkbox"/>
Payroll tax reports prepared and submitted quarterly.		<input checked="" type="checkbox"/>		<input type="checkbox"/>
Accounts Receivable:				
Receive, verify and apply all customer payments upon receipt	<input checked="" type="checkbox"/>			<input type="checkbox"/>
Verify payments received balance to bank deposit being made.	<input checked="" type="checkbox"/>			<input type="checkbox"/>
Check deposits are made at a minimum of once per week	<input checked="" type="checkbox"/>			<input type="checkbox"/>
Cash payments: verified in front of customer, entered into billing program	<input checked="" type="checkbox"/>			<input type="checkbox"/>
Cash deposit: individual deposit @ each customer payment, note acct# & name on carbon	<input checked="" type="checkbox"/>			<input type="checkbox"/>
Cash deposit double verified by GM w/ initials and placed in lock box	<input checked="" type="checkbox"/>		<input checked="" type="checkbox"/>	<input type="checkbox"/>
Cash deposits taken to bank weekly, monthly at latest			<input checked="" type="checkbox"/>	<input type="checkbox"/>
Verification of cash payments: receipt log book, bank deposit and billing program. Initial log book.		<input checked="" type="checkbox"/>	<input checked="" type="checkbox"/>	<input type="checkbox"/>
Unsuccessful verification is reported to Board of Directors w/ explanation & remedy.		<input checked="" type="checkbox"/>	<input checked="" type="checkbox"/>	<input type="checkbox"/>

**Buckingham Park Water District
Internal Controls Verification Checklist
Month Ending: September 2020**

Control Factors	Responsibility Designation			Report to Board of Directors Required (Y/N)
	O.M. (Office Mgr)	C.O. (Compliance Officer)	G.M. (General Mgr.)	
Reconciliations:				
Accounts Receivable:				
Provide CO w/ Payment Detail report from CORE billing program	X			N
Provide CO w/ Utility Billing Receivable Quick Report from Quickbooks	X			N
Reconcile Payment Detail Report to Utility Billing Receivable Report & bank		X		N
Report Accounts Receivable discrepancies to the General Manager		X		N
Reconcile Customer Cash Payment Receivable Log with Cash Receipt Book and bank		X		N
Correct AR discrepancies and resubmit to the CO	X			N
Unsuccessful verification is reported to Board of Directors w/ explanation & remedy.			X	N
Bank Account:				
Ensure all monthly entries are entered into the accounting system	X			N
Forward bank statements to the CO by the 10th of the month	X			N
Reconcile bank accounts (checking, line of credit and investment accounts)		X		N
Report discrepancies to the General Manager		X		N
Unsuccessful verification is reported to Board of Directors w/ explanation & remedy.			X	N
Petty Cash:				
Petty Cash:				
Petty Cash balance does not exceed \$200	X			N
Petty Cash is secure, locked and accounted for	X			N
Maintain a log of all petty cash transactions and attach all related receipts	X			N
Petty cash entries shall be entered into the accounting program	X			N
Provide the CO with the month's petty cash log and receipts	X			N
Double verification of petty cash. Count petty cash.	X		X	N
Reconcile petty cash account		X		N
Report petty cash discrepancies to the General Manager		X		N
Unsuccessful verification is reported to Board of Directors w/ explanation & remedy.			X	N
Online Bank Transactions:				
All online banking transactions are to be reviewed for approval by the General Manager			X	N
If approved by the General Manager the Office Manager shall complete the transaction .	X			N
Online banking transactions are entered into the accounting program.	X			N

BUCKINGHAM PARK WATER DISTRICT
INTERNAL CONTROLS
COMPLIANCE REVIEW: REVENUE JOURNAL ENTRY

September 2020

Acct #	Item	CORE Rept.	Quickbooks JE Entered	Differences / Adjustments
41110	Residential Water Use	27555.94	0	
	Correct Applied Payments	-20.21		
	Previous Balance (usage adj)	-433.18		
	Reverse Usage Adj @ meter read error	362.85		
	Misc Adj. to balance	-1314.57		
	Property Tax Roll	0		
		<u>26150.83</u>	<u>26150.83</u>	0
41120	Commercial Water Use	190.05	190.05	0
42130	Standby	-30	-30	
42151	Res. Base Rate	32431	32431	0
42152	Comm. Base Rate	287	287	0
49810	Carrying Charge (N/A @ Covid)	0	0	0
49810	48HR Door Notices	0	0	0
498.15	Resumption of Svc Fee	250	250	0
49820	Application Processing Fee	750	750	0
49825	Lien Filing Fee	0	0	0
49830	Retd. Ck Fee	0	0	0
49835	Certified Mail Fee	0	0	0
49840	Emergency Reserve	0	0	0
498.45	Compliance Reserve	10488	10488	0
498105	Standby Penalty	0	0	0
	Total Revenue for Journal Entry	<u>70516.88</u>	<u>70516.88</u>	0

BUCKINGHAM PARK WATER DISTRICT

INTERNAL CONTROLS

COMPLIANCE REVIEW: PAYROLL TAX

VOLUNTARY SDI

2020 VOLUNTARY SDI RECONCILIATION

EDD Account #776-5345-9 - Voluntary SDI (Rate 1%)

Quarter #1	Payments						
PR Ending:	1/4/20	1/18/20	2/1/20	2/21/20	3/6/20	3/20/20	
Date Pd:	1/10/20	1/24/20	2/7/20	2/21/20	3/6/20	3/17/20	Total Paid
Amount Paid:	90.96	90.71	96.00	90.79	93.77	92.05	554.28
	verified	verified	verified	verified	verified	verified	

(Reports for Quarter 1, 2020 submitted 4/10/20)

Quarter #2	Payments								
PR Ending:	4/3/20	4/11/20	4/25/20	5/9/20	5/23/20	5/23/20	6/6/20	6/20/20	
Date Pd:	4/1/20	4/17/20	4/17/22	4/29/20	5/12/20	5/27/20	6/10/20	6/26/20	Total Paid
Amount Paid:	94.10	99.60	94.10	91.55	85.10	87.47	85.10	86.37	629.29

\$94.10 Posted to wrong quarter (Q1/2020) Expect Refund. Made addtl pmnt to correct quarter so no penalties.)

verified verified verified verified verified verified

Quarter #3	Payments						
PR Date:	7/5/20	7/19/20	8/2/20	8/16/20	8/30/20	9/13/20	
Date Pd:	7/10/20	7/23/20	8/4/20	8/18/20	9/1/20	9/18/20	Total Paid
Amount Paid:	93.28	100.20	101.00	100.99	98.66	96.75	590.88
	VERIFIED	VERIFIED	VERIFIED	VERIFIED	VERIFIED	VERIFIED	

Quarter #4	Payments						
PR Ending:	9/27/20	10/11/20	10/25/20	11/8/20	11/22/20	12/6/20	12/20/20
Date Pd:	10/2/20	10/16/20					Total Due
Amount Paid:	97.80	98.54					196.34
	VERIFIED	VERIFIED					

Due:

Paid:

2020 TOTAL

1,970.79

VARIANCES:

NOTES TO VARIANCES:

October 21, 2020

Akita Lockett

BUCKINGHAM PARK WATER DISTRICT

INTERNAL CONTROLS

COMPLIANCE REVIEW: PAYROLL TAX

UNEMPLOYMENT PERSONAL TAX W/H

2020 CA UNEMPLOYMENT & PERSONAL INCOME TAX WITHHOLDING RECONCILIATION

EDD Account #698-1192-5 - Unemployment Tax & Personal Income Tax Withheld

Quarter #1	Payments						
PR Ending:	1/4/20	1/18/20	2/1/20	2/15/20	2/29/20	3/14/20	
Date Pd:	1/10/20	1/24/20	2/7/20	2/21/20	3/6/20	3/17/20	Total Paid
Unemployment:	581.03	579.23	354.50	211.75	93.19	0.00	1819.70
Personal Tax W/H:	355.66	344.61	406.80	370.28	402.72	405.96	2286.03
Amount Paid:	936.69	923.84	761.30	582.03	495.91	405.96	4105.73
	verified	verified	verified	verified	verified	verified	
ETT:							0.00

(Reports for Quarter 1, 2020 submitted 4/10/20)

Total 4,105.73

Quarter #2	Payments							
PR Ending:	3/28/20	4/11/20	4/25/20	5/9/20	5/23/20	6/6/20	6/20/20	
Date Pd:	4/1/20	4/17/20	4/29/20	5/12/20	5/27/20	6/10/20	6/26/20	Total Paid
Unemployment:	0.00	29.76	22.32	17.98	14.88	18.60	11.16	114.70
Personal Tax W/H:	422.36	428.80	415.41	426.80	455.54	424.79	446.95	3020.65
Amount Paid:	422.36	458.56	437.73	444.78	470.42	443.39	458.11	3135.35
\$422.36 posted in wrong quarter Q1/2020. Expect Refund. Made addtl pmnt to correct quarter so no penalties.)								
ETT:								0.00
		verified	verified	verified	verified	verified	verified	
								Total 3,135.35

Quarter #3	Payments						
PR Ending:	7/5/20	7/19/20	8/2/20	8/16/20	8/30/20	9/13/20	
Date Pd:	7/10/20	7/23/20	8/4/20	8/18/20	9/1/20	9/18/20	Total Paid
Unemployment:	73.82	117.90	121.60	112.43	64.05	7.44	497.24 X
Personal Tax W/H:	423.36	467.72	459.64	484.56	436.68	433.50	2705.46 X
Amount Paid:	497.18	585.62	581.24	596.99	500.73	440.94	0.00 3202.70
	VERIFIED	VERIFIED	VERIFIED	VERIFIED	VERIFIED	VERIFIED	
ETT:							0.00
							Total 3,202.70

Quarter #4	Payments						
PR Ending:	9/27/20	10/11/20	10/25/20	11/8/20	11/22/20	12/6/20	12/20/20
Date Pd:	10/2/20	10/16/20					Total Paid
Unemployment:	22.94	0.00					22.94
Personal Tax W/H:	423.24	459.95					883.19
Amount Paid:	446.18	459.95	0.00	0.00	0.00	0.00	906.13
	VERIFIED	VERIFIED					
ETT:							0.00
							Total 906.13

VARIANCES:

NOTES TO VARIANCES:

October 21, 2020

Nakia Socketh

BUCKINGHAM PARK WATER DISTRICT

INTERNAL CONTROLS

COMPLIANCE REVIEW: PAYROLL TAX

FEDERAL TAXES

2020 FEDERAL TAX RECONCILIATION

US Treasury Form 941 - Account #94-2518883 Federal Taxes

Quarter #1		Payments							Total Paid
PR Ending:	1/4/20	1/18/20	2/1/20	2/1/20	2/15/20	2/29/20	3/14/20		
Date Pd:	1/10/20	1/24/20	2/7/20	2/7/20	2/21/20	3/6/20	3/17/20		
Federal W/H	933.00	910.00		1,099.00	1,020.00	1,091.00	1,097.00	6,150.00	
Medi CO %	135.89	135.46		143.32	135.63	140.06	137.60	827.96	
Medi EE %	135.89	135.46		143.32	135.63	140.06	137.60	827.96	
Total Medi:	271.78	270.92	0.00	286.64	271.26	280.12	275.20	1,655.92	
SS CO %	581.03	579.23	612.80		579.89	598.92	588.35	3,540.22	
SS EE %	581.03	579.23	612.80		579.89	598.92	588.35	3,240.22	
Total SS:	1,162.06	1,158.46	1,225.60	0.00	1,159.78	897.84	1,176.70	6,780.44	
Amount Paid:	2,366.84	2,339.38	1,225.60	1,385.64	2,451.04	2,268.96	2,548.90	14,586.36	
	verified	verified	verified	verified	verified	verified	verified		

Quarter #2		Payments							Total Paid
PR Ending:	3/28/20	4/11/20	4/25/20	5/9/20	5/23/20	6/6/20	6/20/20		
Date Pd:	4/1/20	4/17/20	4/29/20	5/12/20	5/27/20	6/10/20	6/26/20		
Federal W/H	1,131.00	1,144.00	1,068.00	1,086.00	1,152.00	1,080.00	1,128.00	7,789.00	
Medi CO %	140.68	148.67	137.49	127.91	131.48	127.91	129.89	944.03	
Medi EE %	140.68	148.67	137.49	127.91	131.48	127.91	129.89	944.03	
Total Medi:	281.36	297.34	274.98	255.82	262.96	255.82	259.78	1,888.06	
SS CO %	601.54	635.65	587.91	546.95	562.20	546.92	555.39	4,036.56	
SS EE %	601.54	635.65	587.91	546.95	562.20	546.92	555.39	4,036.56	
Total SS:	1,203.08	1,271.30	1,175.82	1,093.90	1,124.40	1,093.84	1,110.78	8,073.12	
Amount Paid:	2,615.44	2,712.64	2,518.80	2,435.72	2,539.36	2,429.66	2,498.56	17,750.18	
	verified	verified	verified	verified	verified	verified	verified		

Quarter #3		Payments							Total Paid
PR Ending:	7/4/20	7/18/20	8/1/20	8/15/20	8/29/20	9/12/20			
Date Pd:	7/10/20	7/22/20	8/3/20	8/18/20	9/1/20	9/16/20			
Federal W/H	1,062.00	1,120.00	1,111.00	1,182.00	1,071.00	1,073.00		6,619.00	
Medi CO %	139.75	149.73	151.10	150.98	147.60	144.63		883.79	
Medi EE %	139.75	149.73	151.10	150.98	147.60	144.63		883.79	
Total Medi:	279.50	299.46	302.20	301.96	295.20	289.26	0.00	1,767.58	
SS CO %	597.54	640.25	646.09	645.57	631.09	618.44		3,778.98	
SS EE %	597.54	640.25	646.09	645.57	631.09	618.44		3,778.98	
Total SS:	1,195.08	1,280.50	1,292.18	1,291.14	1,262.18	1,236.88	0.00	7,557.96	
Amount Paid:	2,536.58	2,699.96	2,705.38	2,775.10	2,628.38	2,599.14	0.00	15,944.54	
	verified	verified	verified	verified	verified	verified			

Quarter #4		Payments							Total Paid
PR Ending:	9/27/20	10/11/20	10/25/20	11/8/20	11/22/20	12/6/20	12/20/20		
Date Pd:	10/2/20	10/16/20							
Federal W/H	1,056.00	1,128.00						2,184.00	
Medi CO %	146.20	147.37						293.57	
Medi EE %	146.20	147.37						293.57	
Total Medi:	292.40	294.74	0.00	0.00	0.00	0.00	0.00	587.14	
SS CO %	625.09	630.20						1,255.29	
SS EE %	625.09	630.20						1,255.29	
Total SS:	1,250.18	1,260.40	0.00	0.00	0.00	0.00	0.00	2,510.58	
Amount Paid:	2,598.58	2,683.14	0.00	0.00	0.00	0.00	0.00	5,281.72	
	verified	verified							

NOTES:

October 21, 2020

Nakia Sackett



Date Requested: October 21, 2020
 Account Number: 698-1192-5

BUCKINGHAM PARK WATER DISTRICT

Quarterly Contribution Return and Report of Wages (Continuation) (DE 9C)

Quarter Ended: September 30, 2020

A. Employees full-time and part-time who worked during or received pay subject to UI for the payroll period which includes the 12th of the month.

- B. Reporting Voluntary DI wages
 C. No Payroll
 D. Out of Business

1st Month 2nd Month 3rd Month
 5 5 5

E. SSN	F. First Name	MI	Last Name	G. Total Subject Wages	H. Total PIT Wages	I. Total PIT Withheld	Wage Code
559-45-4295	AHIMSAH	O	WONDERWHEEL	17,482.80	16,958.32	877.95	A
554-11-3211	ALAN		MITCHELL	21,097.38	20,464.46	1,236.62	A
550-45-4458	NAKIA	D	FOSKETT	1,020.00	1,020.00	0.00	A
570-98-8222	WILLIAM	A	RAE	11,763.65	11,057.83	339.86	A
565-59-6495	LORI	A	GONZALEZ	9,587.52	9,587.52	251.03	A

M. Grand Total Subject Wages

60,951.35

N. Grand Total PIT Wages

59,088.13

O. Grand Total PIT Withheld

2,705.46



Confirmation No.: 0-510-120-736
Date Requested: October 21, 2020
Account Number: 776-5345-9

BUCKINGHAM PARK WATER DISTRICT

Page: 1

Quarterly Contribution Return and Report of Wages (DE 9)

Quarter Ended: September 30, 2020

A. No Wages Paid This Quarter	[]	
B. Out of Business/No Employees	[]	
C. Total Subject Wages Paid This Quarter		\$60,951.35
D. Unemployment Insurance (UI)	(Total employee wages up to 7,000.00 per employee per calendar year)	
UI Rate %	UI Taxable Wages	
0.00	x \$0.00	= \$0.00
E. Employment Training Tax (ETT)		
ETT Rate %	ETT Taxable Wages	
0.00	x \$0.00	= \$0.00
F. State Disability Insurance	(Total employee wages up to 122,909.00 per employee per calendar year)	
SDI Rate %	SDI Taxable Wages	
1.00	x \$59,088.13	= \$590.88
G. California Personal Income Tax (PIT) Withheld		\$0.00
H. Subtotal		\$590.88
I. Less: (Contributions and Withholdings Paid for the Year) (DO NOT Include Penalty and Interest Payments)		\$590.88
J. Total Taxes Due or Overpaid (Item H minus Item I)		\$0.00



Confirmation No.: 1-859-334-944
 Date Requested: October 21, 2020
 Account Number: 698-1192-5

BUCKINGHAM PARK WATER DISTRICT

Page: 1

Quarterly Contribution Return and Report of Wages (DE 9)

Quarter Ended: September 30, 2020

A. No Wages Paid This Quarter []

B. Out of Business/No Employees []

C. Total Subject Wages Paid This Quarter \$60,951.35

D. Unemployment Insurance (UI) (Total employee wages up to 7,000.00 per employee per calendar year)

UI Rate %		UI Taxable Wages	=	
6.20	x	\$8,020.00	=	\$497.24

E. Employment Training Tax (ETT)

ETT Rate %		ETT Taxable Wages	=	
0.00	x	\$8,020.00	=	\$0.00

F. State Disability Insurance (Total employee wages up to 122,909.00 per employee per calendar year)

SDI Rate %		SDI Taxable Wages	=	
0.00	x	\$0.00	=	\$0.00

G. California Personal Income Tax^a (PIT) Withheld \$2,705.46

H. Subtotal \$3,202.70

I. Less: (Contributions and Withholdings Paid for the Year)
(DO NOT Include Penalty and Interest Payments) \$3,202.70

J. Total Taxes Due or Overpaid (Item H minus Item I) \$0.00



Date Requested: October 21, 2020
 Account Number: 776-5345-9

BUCKINGHAM PARK WATER DISTRICT

Quarterly Contribution Return and Report of Wages (Continuation) (DE 9C)

Quarter Ended: September 30, 2020

A. Employees full-time and part-time who worked during or received pay subject to UI for the payroll period which includes the 12th of the month.

- B. Reporting Voluntary DI wages
 C. No Payroll
 D. Out of Business

1st Month 2nd Month 3rd Month
 5 5 5

E. SSN	F. First Name	MI	Last Name	G. Total Subject Wages	H. Total PIT Wages	I. Total PIT Withheld	Wage Code
550-45-4458	NAKIA	D	FOSKETT	1,020.00	0.00	0.00	J
554-11-3211	ALAN		MITCHELL	21,097.38	0.00	0.00	J
559-45-4295	AHIMSAH	O	WONDERWHEEL	17,482.80	0.00	0.00	J
570-98-8222	WILLIAM	A	RAE	11,763.65	0.00	0.00	J
565-59-6495	LORI	A	GONZALEZ	9,587.52	0.00	0.00	J

M. Grand Total Subject Wages

60,951.35

N. Grand Total PIT Wages

0.00

O. Grand Total PIT Withheld

0.00

Form **941 for 2020: Employer's QUARTERLY Federal Tax Return**
 (Rev. July 2020) Department of the Treasury — Internal Revenue Service

950120
 OMB No. 1545-0029

Employer identification number (EIN)

Name (not your trade name)

Trade name (if any)

Address

Number Street Suite or room number

City State ZIP code

Foreign country name Foreign province/county Foreign postal code

Report for this Quarter of 2020
 (Check one.)

1: January, February, March

2: April, May, June

3: July, August, September

4: October, November, December

Go to www.irs.gov/Form941 for instructions and the latest information.

REV 09/18/20 QBDT

Read the separate instructions before you complete Form 941. Type or print within the boxes.

Part 1: Answer these questions for this quarter.

1	Number of employees who received wages, tips, or other compensation for the pay period including: <i>Sept. 12 (Quarter 3) or Dec. 12 (Quarter 4)</i>	1	<input type="text" value="5"/>
2	Wages, tips, and other compensation	2	<input type="text" value="59,088.13"/>
3	Federal income tax withheld from wages, tips, and other compensation	3	<input type="text" value="6,619.00"/>
4	If no wages, tips, and other compensation are subject to social security or Medicare tax	<input type="checkbox"/> Check and go to line 6.	
		Column 1	Column 2
5a	Taxable social security wages	<input type="text" value="60,951.35"/> × 0.124 =	<input type="text" value="7,557.97"/>
5a (i)	Qualified sick leave wages	<input type="text"/> × 0.062 =	<input type="text"/>
5a (ii)	Qualified family leave wages	<input type="text"/> × 0.062 =	<input type="text"/>
5b	Taxable social security tips	<input type="text"/> × 0.124 =	<input type="text"/>
5c	Taxable Medicare wages & tips	<input type="text" value="60,951.35"/> × 0.029 =	<input type="text" value="1,767.59"/>
5d	Taxable wages & tips subject to Additional Medicare Tax withholding	<input type="text"/> × 0.009 =	<input type="text"/>
5e	Total social security and Medicare taxes. Add Column 2 from lines 5a, 5a(i), 5a(ii), 5b, 5c, and 5d	5e	<input type="text" value="9,325.56"/>
5f	Section 3121(q) Notice and Demand—Tax due on unreported tips (see instructions)	5f	<input type="text"/>
6	Total taxes before adjustments. Add lines 3, 5e, and 5f	6	<input type="text" value="15,944.56"/>
7	Current quarter's adjustment for fractions of cents	7	<input type="text" value="-0.02"/>
8	Current quarter's adjustment for sick pay	8	<input type="text"/>
9	Current quarter's adjustments for tips and group-term life insurance	9	<input type="text"/>
10	Total taxes after adjustments. Combine lines 6 through 9	10	<input type="text" value="15,944.54"/>
11a	Qualified small business payroll tax credit for increasing research activities. Attach Form 8974	11a	<input type="text"/>
11b	Nonrefundable portion of credit for qualified sick and family leave wages from Worksheet 1	11b	<input type="text"/>
11c	Nonrefundable portion of employee retention credit from Worksheet 1	11c	<input type="text"/>

▶ You MUST complete all three pages of Form 941 and SIGN it.

Next ▶

950220

Name (not your trade name) BUCKINGHAM PARK WATER DISTRICT	Employer identification number (EIN) 94-2518883
--	--

Part 1: Answer these questions for this quarter. (continued)

11d Total nonrefundable credits. Add lines 11a, 11b, and 11c 11d

12 Total taxes after adjustments and nonrefundable credits. Subtract line 11d from line 10 12

13a Total deposits for this quarter, including overpayment applied from a prior quarter and overpayments applied from Form 941-X, 941-X (PR), 944-X, or 944-X (SP) filed in the current quarter 13a

13b Deferred amount of social security tax 13b

13c Refundable portion of credit for qualified sick and family leave wages from Worksheet 1 13c

13d Refundable portion of employee retention credit from Worksheet 1 13d

13e Total deposits, deferrals, and refundable credits. Add lines 13a, 13b, 13c, and 13d 13e

13f Total advances received from filing Form(s) 7200 for the quarter 13f

13g Total deposits, deferrals, and refundable credits less advances. Subtract line 13f from line 13e 13g

14 Balance due. If line 12 is more than line 13g, enter the difference and see instructions 14

15 Overpayment. If line 13g is more than line 12, enter the difference Check one: Apply to next return. Send a refund.

Part 2: Tell us about your deposit schedule and tax liability for this quarter.

If you're unsure about whether you're a monthly schedule depositor or a semiweekly schedule depositor, see section 11 of Pub. 15.

16 Check one: Line 12 on this return is less than \$2,500 or line 12 on the return for the prior quarter was less than \$2,500, and you didn't incur a \$100,000 next-day deposit obligation during the current quarter. If line 12 for the prior quarter was less than \$2,500 but line 12 on this return is \$100,000 or more, you must provide a record of your federal tax liability. If you're a monthly schedule depositor, complete the deposit schedule below; if you're a semiweekly schedule depositor, attach Schedule B (Form 941). Go to Part 3.

You were a monthly schedule depositor for the entire quarter. Enter your tax liability for each month and total liability for the quarter, then go to Part 3.

Tax liability: Month 1

Month 2

Month 3

Total liability for quarter Total must equal line 12.

You were a semiweekly schedule depositor for any part of this quarter. Complete Schedule B (Form 941), Report of Tax Liability for Semiweekly Schedule Depositors, and attach it to Form 941. Go to Part 3.

10:09 PM

Buckingham Park Water District

Payroll Summary

10/2/20

July through September 2020

	Ahimsah O Wonderwheel			Alan Mitchell			Lori A Gonzalez			Nakla D Foskett			William A Rae			TOTAL		
	Hours	Rate	Jul-Sep 20	Hours	Rate	Jul-Sep 20	Hours	Rate	Jul-Sep 20	Hours	Rate	Jul-Sep 20	Hours	Rate	Jul-Sep 20	Hours	Rate	Jul-Sep 20
Employee Wages, Taxes and Adjustme...																		
Gross Pay																		
531.Treatment Wages	6	33.60	201.60	308.75	40.81	12,600.09			0.00			0.00	196.75	20.95	4,121.92	511.50		16,923.61
541.Trans./Dist Wages	3.5	33.60	117.60	56.5	40.81	2,305.77			0.00			0.00	173.5	20.95	3,634.62	233.50		6,058.19
551.Customer Acct Wages			0.00			23	40.81	938.63				0.00	22.5	20.95	471.38	45.50		1,410.01
561.50 Call Back Pay	4	50.40	201.60	4	61.22	244.88			0.00			0.00	2	31.43	62.86	10.00		509.34
561.Admin Wages	427.5	33.60	14,364.00			0.00	397.25	21.27	8,449.51	25.5	40.00	1,020.00			0.00	850.25		23,833.51
Bereavement	16	33.60	537.60			0.00	16	21.27	340.32			0.00			0.00	16.00		340.32
Holiday Pay	16	50.40	806.40	8	40.81	326.48	24	21.27	510.48			0.00	16	20.95	335.20	64.00		1,709.76
Overtime - Admin & General	16	50.40	806.40			0.00	9	31.91	287.21			0.00			0.00	25.00		1,093.61
Overtime - Transmission & Dist	1	50.40	50.40			0.00			0.00			0.00	5	31.43	157.15	6.00		207.55
Overtime - Water Treatment	1.5	50.40	75.60	5.5	61.22	336.73			0.00			0.00	5.5	31.43	172.87	12.50		585.20
Paid Time Off	27.5	33.60	924.00	80	40.81	3,264.80			0.00			0.00	43	20.95	900.65	150.50		5,069.65
Sick Pay	2.5	33.60	84.00			0.00			0.00			0.00	28	20.95	586.60	30.50		670.60
551.45 Standby Stipend			120.00			1,060.00			0.00			0.00			1,320.00			2,520.00
Total Gross Pay	505.5		17,482.80	485.75		21,097.38	446.25		9,587.52	25.5		1,020.00	492.25		11,763.65	1,955.25		60,951.35
Deductions from Gross Pay																		
Simple IRA Emp.			-524.48			-632.92			0.00			0.00			-705.82			-1,863.22
Total Deductions from Gross Pay			-524.48			-632.92			0.00			0.00			-705.82			-1,863.22
Adjusted Gross Pay	505.5		16,958.32	485.75		20,464.46	446.25		9,587.52	25.5		1,020.00	492.25		11,057.83	1,955.25		59,088.13
Taxes Withheld																		
Federal Withholding			-2,347.00			-3,118.00			-367.00			0.00			-787.00			-6,619.00
Medicare Employee %			-253.50			-305.91			-139.02			0.00			-170.57			-833.79
Social Security Employee			-1,083.33			-1,308.04			-594.43			-63.24			-729.34			-3,778.58
CA - Personal Income Tax WH			-877.95			-1,236.62			-251.03			0.00			-339.86			-2,705.46
CA - Voluntary SDI Plan			-169.58			-204.64			-95.88			-10.20			-110.58			-590.88
Medicare Employee Addl Tax			0.00			0.00			0.00			0.00			0.00			0.00
Total Taxes Withheld			-4,731.56			-6,173.21			-1,447.36			-88.23			-2,137.35			-14,570.11
Net Pay	505.5		12,226.76	485.75		14,291.25	446.25		8,140.16	25.5		931.77	492.25		8,920.48	1,955.25		44,510.02
Employer Taxes and Contributions																		
Federal Unemployment			0.00			0.00			0.00			0.00			0.00			0.00
Medicare Company %			253.50			305.91			139.02			0.00			170.57			833.79
Social Security Company			1,083.33			1,308.04			594.43			63.24			729.34			3,778.58
CA - Unemployment			0.00			0.00			434.00			63.24			0.00			497.24
Simple IRA Co. Match			524.48			632.92			0.00			0.00			352.91			1,510.31
Workers Compensation			0.00			0.00			0.00			0.00			15.11			15.11
CA - Employment Training Tax			0.00			0.00			0.00			0.00			0.00			0.00
Total Employer Taxes and Contributions			1,861.91			2,246.87			1,167.45			141.27			1,267.93			6,885.43

BUCKINGHAM PARK WATER DISTRICT
 INTERNAL CONTROLS
 COMPLIANCE REVIEW: CASH PAYMENTS

September 2020

CASH RECEIVABLE			BANK		QUICKBOOKS		CORE	
Date	Receipt #	Receipt \$ Verif.	Bank Receipt Verif. \$	Differences +/-	\$ Recorded @ Acctg Program	Differences +/-	\$ Posted to Customer Account	Differences +/-
9/2/2020	2718	100	100	0	100	0	100	0
9/9/2020	2719	65.52	65.52	0	65.52	0	65.52	0
9/17/2020	2721	303.83	303.83	0	303.83	0	303.83	0
9/18/2020	2722	100	100	0	100	0	100	0
9/25/2020	2723	151.62	151.62	0	151.62	0	151.62	0
9/29/2020	2726	120	120	0	120	0	120	0

840.97	0	840.97	0	840.97	0
--------	---	--------	---	--------	---

VARIANCES:

Cash Receipts NOT Deposited to Bank in Reporting Month: (\$100 Cash in Transit from 7/31/20 posted)
 Cash Receipts NOT Entered to CORE in Reporting Month: 0
 Cash Receipts NOT Entered @ QB: 0
 Notes to Variances: none

September 23, 2020

Nakia Lockett

BUCKINGHAM PARK WATER DISTRICT
INTERNAL CONTROLS
COMPLIANCE REVIEW: CREDIT CARD PAYMENTS

September 2020

CREDIT CARD PAYMENT		BANK		QUICKBOOKS		CORE	
Date	CC Paid \$	Bank Receipt Verif. \$	Differences +/-	\$ Recorded @ Acctg Program	Differences +/-	\$ Posted to Customer Account	Differences +/-
9/2/2020	268.89	268.89	0	268.89	0	268.89	0
9/4/2020	1733.16	1733.16	0	1733.16	0	1733.16	0
9/8/2020	250	250	0	250	0	250	0
9/17/2020	103.4	103.4	0	103.4	0	103.4	0
9/17/2020	600	600	0	600	0	600	0
9/24/2020	110.37	110.37	0	110.37	0	110.37	0
9/30/2020	214.02	214.02	0	214.02	0	214.02	0
9/30/2020	108.79	108.79	0	108.79	0	108.79	0
3388.63		3388.63	0	3388.63	0	3388.63	0

VARIANCES:


CC NOT Posted to Bank in Reporting Month: 0

CC NOT Entered to CORE in Reporting Month: 0

CC NOT Entered @ QB: 0

Notes to Variances: none

October 21, 2020



Administration Task Manager

Month: Sep-20

Daily Tasks	1	2	3	4	5	6	7	8	9	10	11	12	13	14	15
Customer Service:															
AM:															
Check voicemails & Return Calls	h	h	h	h				h	h	h				h	h
Prepare any necessary work orders	h	h	h	h				h	h	h				h	h
Check emails and reply as needed	h	h	h	h				h	h	h				h	h
PM:															
Check voicemails & Return Calls	h	h	h	h				h	h	h				h	h
Check emails and reply as needed	h	h	h	h				h	h	h				h	h
Check Mail	h	h	h	h				h	h	h				h	h
Financial & Accounting:															
Enter daily customer payments to CORE Utilities	h	h	h	h				h	h	h				h	h
-Reconcile Core Payment Receipt to adding machine tape.	h	h	h	h				h	h	h				h	h
Daily deposit to Umpqua Bank via check scanner	h	h	h	h				h	h	h				h	h
-Print 2 bank receipts; file one w/ checks and one w/ CORE Payment Receipt	h	h	h	h				h	h	h				h	h
Property Transfers	h	h	h	h				h	h	h				h	h
Escrow Water Demand Forms	h	h	h	h				h	h	h				h	h
Filing	h	h	h	h				h	h	h				h	h
Other:															
Comments:															
Bi-Weekly Tasks	1	2	3	4	5	6	7	8	9	10	11	12	13	14	15
Every Other Tuesday / Date:															
Participate in staff meetings	h							h							h
Payroll:															
Verify and calculate timecards															h
Timecards to GM for review & approval															h
Enter timecard info into QuickBooks & print checks															h
Enter Direct Deposit Transactions															h
Pay Payroll Taxes (Both EDD accounts & IRS #941)															h
Provide GM w/ AP, PR, & Liab w/ the P&L MTD & YTD															h
GM to Approve & Initial Tax Payments															h
Pay Employee Ira Contributions															h
Comments:															
Every Other Wednesday / Date:															
Accounts Payable:															
Invoices to GM for review & approval	h														h
Pay Invoices	h														h
Schedule Check Signing w/ Board Member(s)	h														h
Mail payments	h														h
Comments:															
Every Other Friday / Date:															
Provide Employees w/ paychecks				h											h
Comments:															
Other:															
Comments:															

Administration Task Manager

Month: **Sep-20**

Monthly Tasks	1	2	3	4	5	6	7	8	9	10	11	12	13	14	15
1st of month:															
Apply Carrying Charges	✓														
Print billing reports and review for accuracy	✓														
1st of month print & mail bills (due no later than 5th)	✓														
Print AR Detail Report immediately after bills are printed	✓														
Order Office Supplies	✓														
Print New Petty Cash Log and Cash Payment Log	✓														
Pre-Reconcile: CORE payments entered into QB	✓														
-(Utility Billing AR Quick Report & CORE Posted Payment Detail Rept)															
Petty Cash - Double Verif. (GM) Req/Internal Controls	✓														
Print Customer Credit Card Payment Log	✓														
Prepare Meeting minutes from last meeting	✓														
Journal Entries w/ GM:															
JE Revenue @ Core Rev Rept to QuickBooks	✓														
Verify / post JE Accumulated Depreciation	✓														
Verify / post JE Workers Comp Insurance Expense	✓														
Verify / post JE Liability Insurance Expense	✓														
Verify / post JE Chemical Expense	✓														
5th of month:															
Previous Mo Closeout Reports to GM (see submittal checklist)															
From CORE Utility Billing:															
Export monthly usage to shared drive								✓							
Print Installment Plan Report (exclude \$0)								✓							
New Customer Report								✓							
Print Adjustment Report								✓							
Print Revenue Rept @ Core (Rev by Code)								✓							
From Quickbooks:															
Print overtime report								✓							
Print Utility Billing AR Quick Report & Delinq AR for month								✓							
Print / Verify Financial Statements:															
P&L Budget vs. Actual for reporting month & Export to Excel								✓							
P&L Budget vs. Actual for fiscal year to date -mo end & Export to Excel								✓							
Balance Sheet for fiscal year to date - mo end								✓							
Statement of Cash Flows for reporting month								✓							
Statement of Cash Flows for fiscal year to date - mo end								✓							
Email Board for Agenda Items (Deadline 2nd Monday)								✓							
Comments:															
10th of month:															
CORE - Print Delinquency Report										✓					
Print & Mail 10-Day Reminder Notices @ Non Payment										✓					
Prepare OM report & Board packet										✓					
Email Financial Month End Submittals (See list)										✓					
Comments:															
Other:															
Comments:															

8/14/20
9/12/20

Administration Task Manager

Month: **Sep-20**

Quarterly Tasks															
Quarterly Payroll Tax Report Request to GM															
EDD Voluntary SDI Quarterly Report Forms DE9 & DE9C															
EDD PIT,SDI Quarterly Report Forms DE9 & DE9C															
IRS Form 941															
Other:															
Comments:															

Daily Tasks	16	17	18	19	20	21	22	23	24	25	26	27	28	29	30	31
Customer Service:																
AM:																
Check voicemails & Return Calls	h					h	h	h	h	h			h	h		
Prepare any necessary work orders	h					h	h	h	h	h			h	h		
Check emails and reply as needed	h					h	h	h	h	h			h	h		
PM:																
Check voicemails & Return Calls	h					h	h	h	h	h			h	h		
Check emails and reply as needed	h					h	h	h	h	h			h	h		
Check Mail	h					h	h	h	h	h			h	h		
Financial & Accounting:																
Enter daily customer payments to CORE Utilities	h					h	h	h	h	h			h	h		
-Reconcile Core Payment Receipt to adding machine tape.	h					h	h	h	h	h			h	h		
Daily deposit to Umpqua Bank via check scanner	h					h	h	h	h	h			h	h		
-Print 2 bank receipts; file one w/ checks and one w/ CORE Payment Receipt	h					h	h	h	h	h			h	h		
Property Transfers	h					h	h	h	h	h			h	h		
Escrow Water Demand Forms	h					h	h	h	h	h			h	h		
Filing	h					h	h	h	h	h			h	h		
Other:																
Comments:																

Bi-Weekly Tasks	16	17	18	19	20	21	22	23	24	25	26	27	28	29	30	31
Every Other Tuesday / Date:																
Participate in staff meetings																
Payroll:																
Verify and calculate timecards													h			
Timecards to GM for review & approval													h			
Enter timecard info into QuickBooks & print checks													h			
Enter Direct Deposit Transactions													h			
Pay Payroll Taxes (Both EDD accounts & IRS #941)													h			
Provide GM w/ AP, PR, & Liab w/ the P&L MTD & YTD													h			
GM to Approve & Initial Tax Payments													h			
Pay Employee Ira Contributions													h			
Comments:																
Every Other Wednesday / Date:																
Accounts Payable:																
Invoices to GM for review & approval	h															h
Pay Invoices	h															h
Schedule Check Signing w/ Board Member(s)	h															h
Mail payments	h															h
Comments:																
Every Other Friday / Date:																
Provide Employees w/ paychecks			h													
Comments:																

Administration Task Manager

Month: **Sep-20**


Monthly Tasks	16	17	18	19	20	21	22	23	24	25	26	27	28	29	30	31
20th of month:																
Post Agenda (Posted Thursday Before Monday's Meeting 72 hrs)																
Board Meeting Participation (4th Monday of every month)																
Enter Labor Statistics Online																
25th of month:																
Process Customer Automatic Payments																
Prepare 48 HR Shut Off Notices for Operations																
48-Hr Door Hangers for Non Payments																
Comments:																
Month End Tasks																
	16	17	18	19	20	21	22	23	24	25	26	27	28	29	30	31
Payroll Liabilities:																
End of month: / Date: _____																
Enter ACH for medical, dental and vision																
Billing:																
End of month:																
Last Week of Month: / Date: _____																
Print meter read sheets for Operations (around 28th)																
Enter meter reads into CORE																
Last Business Day of Month: / Date: _____																
CORE: Print Water Quality Service Orders for mo.> Operations																

Administration Task Manager

Month: **Sep-20**

Completion Dates for Monthly Tasks

Annual Tasks												
January												
31st: Last Day for W2's to District Employees												
31st: Submit W3's W2's to State												
31st: Last Day for 1099's to Contractors												
31st: Submit 1099s to State												
March												
31st: Renewal for Workers Comp Insurance												
31st: Renewal for Liability & Property Insurance												
April												
30th: Govt. Compensation Report to S.C.O.												
May												
15th: Credit delinq Standby for Prop Tax Roll Collection												
15th: Prepare Standby Billing for July Bill to Customers												
June												
1st: Standby Billing to Customers												
July												
17th: County Elections Candidate Filing First Day												
25th: County Elections Duedate for Resol. Consolidate												
August												
10th: County Elections Candidate Filing Last Day												
11th: County Elections Candidate Filing Last Day												
25th: Direct Charges (Tax Roll) Due to County												
October												
15th: Financial Transaction Report to S.C.O.												
November												
TBD: County Local Consolidated Election												



Signature

10/1/20

Date

My signature certifies that that the aforementioned tasks have been completed and verified to the best of my knowledge & capabilities. Furthermore, I understand that any misrepresentation of these tasks & reports may alter the the Buckingham Park Water District's financial statements.

Adjustments Detail Report

From: 9/2/2020

To: 10/2/2020

These Adjustments Have Been Posted to the Customer's Balance:*These Adjustments Haven't Been Billed.*

Implement Date	Account Number	Account Status	Revenue	Amount	User	Comment
9/8/2020	146118902	OFF AND PAID	CAPA	(\$23.00)	LORI	Escrow closed July 31, 2020. Did not
9/8/2020	146118902	OFF AND PAID	CAPA	(\$2.30)	LORI	August Bill
9/8/2020	146118902	OFF AND PAID	WTR	(\$20.21)	LORI	Escrow closed July 31, 2020. Did not
9/8/2020	146118902	OFF AND PAID	BASE	(\$71.75)	LORI	Escrow closed July 31, 2020. Did not
9/8/2020	146118902	OFF AND PAID	BASE	(\$7.18)	LORI	August Bill
10/2/2020	12113702	ACTIVE	PF	\$150.00	LORI	
10/2/2020	18113101	WRITTEN OFF	WF01	(\$0.49)	LORI	
Total Number of Adjustments =			7	Total =	\$25.07	

These Adjustments Have Been Billed.

Implement Date	Account Number	Account Status	Revenue	Amount	User	Comment
9/2/2020	17110202	ACTIVE	PF	(\$150.00)	LORI	Fee was charged twice to customers
9/8/2020	146118903	ACTIVE	WTR	(\$20.21)	LORI	July Usage Billed to Old Owner by co
9/8/2020	146118903	ACTIVE	BASE	\$7.18	LORI	couple days of August billed to previo
9/8/2020	146118903	ACTIVE	CAPA	\$2.30	LORI	couple days of August billed to previo
9/8/2020	146118903	ACTIVE	BASE	\$71.75	LORI	July Usage Billed to Old Owner by co
9/8/2020	146118903	ACTIVE	CAPA	\$23.00	LORI	July Usage Billed to Old Owner by co
Total Number of Adjustments =			6	Total =	(\$65.98)	

Total Number of Adjustments =			13	Total =	(\$40.91)
-------------------------------	--	--	----	---------	-----------

Total Number of Adjustments for Group:1 =			13	Total =	(\$40.91)
---	--	--	----	---------	-----------

These Adjustments Have Been Posted to the Customer's Balance:*These Adjustments Haven't Been Billed.*

Implement Date	Account Number	Account Status	Revenue	Amount	User	Comment
9/14/2020	67237001	OFF AND PAID	RC	\$725.70	LORI	Correct refund credit applied accident
9/14/2020	67237001	OFF AND PAID	RC	(\$362.85)	LORI	Customer not aware escrow to pay bi
10/2/2020	21234502	WRITTEN OFF	WF01	(\$451.31)	LORI	
10/2/2020	12240601	WRITTEN OFF	WF01	(\$78.87)	LORI	
10/2/2020	1784502	WRITTEN OFF	WF01	\$3.16	LORI	
10/2/2020	1784502	WRITTEN OFF	WTR	\$6.32	LORI	
10/2/2020	1784502	WRITTEN OFF	WTR	(\$12.64)	LORI	
10/2/2020	7229901	WRITTEN OFF	WF01	(\$70.83)	LORI	
10/2/2020	10235601	WRITTEN OFF	WF01	(\$263.30)	LORI	
10/2/2020	24228501	WRITTEN OFF	WF01	(\$105.12)	LORI	
Total Number of Adjustments =			10	Total =	(\$609.74)	

These Adjustments Have Been Billed.

Implement Date	Account Number	Account Status	Revenue	Amount	User	Comment
9/2/2020	7235801	ACTIVE	WTR	(\$83,125.15)	LORI	USAGE ADJUSTMENT
9/9/2020	24228503	ACTIVE	PF	\$150.00	LORI	
9/21/2020	25220602	ACTIVE	RESUM	(\$120.83)	LORI	Duplicate entry & wrong amount
9/21/2020	25220602	ACTIVE	PF	(\$145.00)	LORI	Duplicate charge & wrong amount
9/28/2020	22226102	ACTIVE	PF	\$150.00	LORI	Escrow Closed 9/17/20
9/30/2020	24239404	ACTIVE	WTR	(\$433.18)	LORI	USAGE ADJUSTMENT

Total Number of Adjustments = 6 Total = (\$83,524.16)

Total Number of Adjustments = 16 Total = (\$84,133.90)

Total Number of Adjustments for Group:2 = 16 Total = (\$84,133.90)

Total Number of Adjustments for Area: 1 = 29 Total = (\$84,174.81)

These Adjustments Have Been Posted to the Customer's Balance:*These Adjustments Haven't Been Billed.*

Implement Date	Account Number	Account Status	Revenue	Amount	User	Comment
9/22/2020	243251601	OFF AND PAID	STBA	(\$30.00)	LORI	New owner as of 7/1/19, should not b
9/22/2020	243251602	ACTIVE	RC	\$30.00	LORI	no credit as the money is old owner
9/22/2020	243251601	OFF AND PAID	CORR	\$30.00	LORI	Credit being transfered to cust other
9/22/2020	243218601	ACTIVE	CORR	(\$30.00)	LORI	Applied credit from old account 2432
9/22/2020	243251601	OFF AND PAID	WF01	(\$30.00)	LORI	Should not have been credited to new

Total Number of Adjustments = 5 Total = (\$30.00)

Total Number of Adjustments = 5 Total = (\$30.00)

Total Number of Adjustments for Group:3 = 5 Total = (\$30.00)

Total Number of Adjustments for Area: 2 = 5 Total = (\$30.00)

Total Number of Adjustments for All Areas: = 34 Total = (\$84,204.81)

Total Adj
\$1,314.57

Revenue Report by Revenue Code

From: 9/2/2020

To: 10/1/2020

GLAccount	Revenue	Description	Count	Posted Amount	GL Total
	CORR	Correct Applied Payment	2	\$0.00	
	RC	REFUND CREDIT	3	(\$392.85)	
	WF01	WRITE-OFF	1	\$30.00	
					(\$362.85)
41110	AB-WTR	Residential Water Use	1	\$20.21	
41110	AP-WTR	Residential Water Use	2	\$83,558.33 - 433.18	
41110	INST	INSTALLMENT PLAN	1	(\$100.00)	
41110	WTR	Residential Water Use	650	(\$27,455.94)	
					\$56,022.60
41120	CWTR	Commercial Water Use	6	(\$190.05)	
					(\$190.05)
42130	STBA	ANNUAL STANDBY ASSES	1	\$30.00	
					\$30.00
42151	BASE	Residential Base Rate	452	(\$32,072.26)	
					(\$32,072.26)
42152	CBASE	Commercial Base Rate	4	(\$287.00)	
					(\$287.00)
49815	RESUM	Resumption of Service	2	(\$4.17)	
					(\$4.17)
49820	PF	APPLICATION PROCESSI	5	(\$155.00)	
					(\$155.00)
49840	IMP	Emergency Reserve (\$7.00)	452	\$0.00	
					\$0.00
49845	CAPA	CIP Reserve Fee	456	(\$10,373.00)	
					(\$10,373.00)

Adj
358.74

Adj
245.83

Adj
595-

Adj
115-

Total -- GL Offset ():

0.00	
26,150.83	+
190.05	+
30.00	-
32,431.00	+
287.00	+
250.00	+
750.00	+
10,488.00	+
70,516.88	*

10,488-

From: 9/2/2020

To: 10/1/2020

Rep

9:36 AM

10/23/20

Accrual Basis

**Buckingham Park Water District
General Journal Transaction
September 30, 2020**

Num	Name	Memo	Account	Class	Debit	Credit
46938	Water Sales	September 20...	200-30 · Utility Billin...		70,516.88	
	Water Sales	September 20...	411.10 · Residential			26,150.83
	Water Sales	September 20...	411.20 · Commercial			190.05
	Water Sales	September 20...	421.51 · Residential ...			32,431.00
	Water Sales	September 20...	421.52 · Business B...			287.00
	Water Sales	September 20...	421.30 · Standby or ...		30.00	
	Water Sales	September 20...	498.15 · Resumptio...			250.00
	Water Sales	September 20...	498.20 · Application ...			750.00
	Water Sales	September 20...	498.40 · Emergency...		0.00	
	Water Sales	September 20...	1110 · Retained Ear...		0.00	
	Water Sales	September 20...	Emergency Reserve...		0.00	
	Water Sales	September 20...	498.45 · CIP Reserve			10,488.00
	Water Sales	September 20...	1110 · Retained Ear...		10,488.00	
	Water Sales	September 20...	Capital Improvemen...			10,488.00
					<u>81,034.88</u>	<u>81,034.88</u>
TOTAL					<u>81,034.88</u>	<u>81,034.88</u>

8:00 AM

10/05/20

**Buckingham Park Water District
Payroll Summary
September 2020**

	Ahimsah O Wonderwheel			Alan Mitchell			Lori A Gonzalez			William A Rae			TOTAL	
	Hours	Rate	Sep 20	Hours	Rate	Sep 20	Hours	Rate	Sep 20	Hours	Rate	Sep 20	Hours	Rate
Employee Wages, Taxes and Adjustments														
Gross Pay														
Overtime - Admin & General	2.5	50.40	126.00			0.00	1.75	31.91	55.85			0.00	4.25	
Overtime - Transmission & Dist			0.00			0.00			0.00	2	31.43	62.86	2.00	
Overtime - Water Treatment			0.00	1	61.22	61.22			0.00	2.25	31.43	70.72	3.25	
Total Gross Pay	<u>2.5</u>		<u>126.00</u>	<u>1</u>		<u>61.22</u>	<u>1.75</u>		<u>55.85</u>	<u>4.25</u>		<u>133.58</u>	<u>9.50</u>	
Adjusted Gross Pay	<u>2.5</u>		<u>126.00</u>	<u>1</u>		<u>61.22</u>	<u>1.75</u>		<u>55.85</u>	<u>4.25</u>		<u>133.58</u>	<u>9.50</u>	
Net Pay	<u>2.5</u>		<u>126.00</u>	<u>1</u>		<u>61.22</u>	<u>1.75</u>		<u>55.85</u>	<u>4.25</u>		<u>133.58</u>	<u>9.50</u>	
Employer Taxes and Contributions			0.00			0.00			0.00			0.00		

8:00 AM

Buckingham Park Water District
Payroll Summary
September 2020

	<u>TOTAL</u>
	<u>Sep 20</u>
Employee Wages, Taxes and Adjustments	
Gross Pay	
Overtime - Admin & General	181.85
Overtime - Transmission & Dist	62.86
Overtime - Water Treatment	<u>131.94</u>
Total Gross Pay	<u>376.65</u>
Adjusted Gross Pay	<u>376.65</u>
Net Pay	<u><u>376.65</u></u>
Employer Taxes and Contributions	0.00

11:06 AM
10/23/20
Accrual Basis

Buckingham Park Water District

Profit & Loss Budget vs. Actual
September 2020

	Sep 20	Budget	\$ Over Bud...	% of Budget
Ordinary Income/Expense				
Income				
411.00 · WATER SALES				
411.10 · Residential	26,150.83	18,327.00	7,823.83	142.7%
411.20 · Commercial	190.05	500.00	-309.95	38.0%
411.00 · WATER SALES - Other	-362.85	0.00	-362.85	100.0%
Total 411.00 · WATER SALES	25,978.03	18,827.00	7,151.03	138.0%
421.00 · WATER SERVICES				
421.30 · Standby or Availability Charges	-30.00	0.00	-30.00	100.0%
421.50 · Other				
421.51 · Residential Base Rate	32,431.00	33,360.17	-929.17	97.2%
421.52 · Business Base Rate	287.00	445.58	-158.58	64.4%
Total 421.50 · Other	32,718.00	33,805.75	-1,087.75	96.8%
Total 421.00 · WATER SERVICES	32,688.00	33,805.75	-1,117.75	96.7%
Total Income	58,666.03	52,632.75	6,033.28	111.5%
Gross Profit	58,666.03	52,632.75	6,033.28	111.5%
Expense				
ADMINISTRATIVE & GENERAL				
561.00 · Salaries				
561.10 · Wages	8,369.75	8,481.85	-112.10	98.7%
561.20 · Paid Time Off	1,884.40	1,076.77	807.63	175.0%
561.25 · Sick Pay	89.04	625.92	-536.88	14.2%
561.30 · Holiday Pay	606.56	938.90	-332.34	64.6%
561.35 · Bereavement	0.00	156.50	-156.50	0.0%
561.40 · Admin & General O.T. Wages	181.85	418.31	-236.46	43.5%
561.45 · Standby Stipend	840.00	900.00	-60.00	93.3%
561.50 · Call Back Pay	0.00	142.54	-142.54	0.0%
Total 561.00 · Salaries	11,971.60	12,740.79	-769.19	94.0%
562.00 · OFFICE SUPPLIES & OTHER EXPENSE				
562.10 · PG&E/Utilities	251.84	171.67	80.17	146.7%
562.15 · Telephone	229.60	200.00	29.60	114.8%
562.20 · Internet	129.95	133.92	-3.97	97.0%
562.25 · Cell Phone	67.67	111.58	-43.91	60.6%
562.30 · Pest Control	252.00	85.83	166.17	293.6%
562.40 · Garbage	46.70	42.92	3.78	108.8%
562.45 · Alarm	96.00	34.33	61.67	279.6%
562.50 · Postage	300.00	257.50	42.50	116.5%
562.55 · Office Supplies	0.00	257.50	-257.50	0.0%
562.60 · Copy Equipment & Supplies	621.47	374.25	247.22	166.1%
562.65 · Office Equipment	90.06	17.17	72.89	524.5%
562.70 · Dues, Subscriptions, Memberships	144.50	326.17	-181.67	44.3%
562.75 · Lien Filing & Recording Fees	0.00	4.33	-4.33	0.0%
562.80 · Software License and Support	0.00	197.42	-197.42	0.0%
562.85 · Bank Service Charges	273.91	291.83	-17.92	93.9%
Total 562.00 · OFFICE SUPPLIES & OTHER EXPENSE	2,503.70	2,506.42	-2.72	99.9%
563.00 · CONTRACTUAL SERVICES				
563.10 · Auditor	0.00	554.50	-554.50	0.0%
563.20 · County Counsel	0.00	171.67	-171.67	0.0%
563.40 · LAFCO	0.00	115.92	-115.92	0.0%
563.50 · County of Lake Collection Svcs	0.00	107.33	-107.33	0.0%
Total 563.00 · CONTRACTUAL SERVICES	0.00	949.42	-949.42	0.0%
564.00 · PROPERTY INS., INJURIES & DAMAGES				
564.10 · Liability Insurance	1,065.52	1,376.50	-310.98	77.4%
Total 564.00 · PROPERTY INS., INJURIES & DAMAGES	1,065.52	1,376.50	-310.98	77.4%
565.00 · EMPLOYEES RETIREMENT & BENEFITS				

11:06 AM
10/23/20
Accrual Basis

Buckingham Park Water District

Profit & Loss Budget vs. Actual
September 2020

	Sep 20	Budget	\$ Over Bud...	% of Budget
565.10 · PERS Medical	2,681.10	2,515.00	166.10	106.6%
565.20 · PERS/ Pension/ Retirement	492.39	2,575.00	-2,082.61	19.1%
565.30 · Payroll Taxes				
565.31 · FICA (Federal Ins.Contribution)	1,541.76	3,565.38	-2,023.62	43.2%
565.32 · SUI (State Unemployment Ins)	71.49	180.83	-109.34	39.5%
Total 565.30 · Payroll Taxes	1,613.25	3,746.21	-2,132.96	43.1%
565.40 · Workers Comp Insurance	635.48	588.67	46.81	108.0%
Total 565.00 · EMPLOYEES RETIREMENT & BENEFITS	5,422.22	9,424.88	-4,002.66	57.5%
568.00 · MAINTENANCE - GENERAL PLANT				
568.10 · Supplies	440.96	128.75	312.21	342.5%
Total 568.00 · MAINTENANCE - GENERAL PLANT	440.96	128.75	312.21	342.5%
569.00 · OTHER				
569.10 · Employee Uniforms	479.22	25.75	453.47	1,861.0%
569.20 · Seminar/Training Registration	0.00	42.92	-42.92	0.0%
569.30 · Training-lodging,meals& mileage	0.00	51.50	-51.50	0.0%
569.40 · Mileage Expense	0.00	8.58	-8.58	0.0%
569.45 · Outside Services	316.21	83.33	232.88	379.5%
Total 569.00 · OTHER	795.43	212.08	583.35	375.1%
Total ADMINISTRATIVE & GENERAL	22,199.43	27,338.84	-5,139.41	81.2%
CUSTOMER ACCOUNTS				
551.00 · SUPERVISION,METER READING&OTHER				
551.10 · Wages	390.42	331.08	59.34	117.9%
Total 551.00 · SUPERVISION,METER READING&OTHER	390.42	331.08	59.34	117.9%
Total CUSTOMER ACCOUNTS	390.42	331.08	59.34	117.9%
PUMPING				
521.00 · SUPERVISION, LABOR & EXPENSE				
521.10 · Wages	0.00	22.08	-22.08	0.0%
521.20 · PG&E / Electricity	2,341.29	1,502.08	839.21	155.9%
Total 521.00 · SUPERVISION, LABOR & EXPENSE	2,341.29	1,524.16	817.13	153.6%
522.00 · MAINTENANCE,STRUCTURES & IMPROV				
522.20 · Supplies	0.00	8.58	-8.58	0.0%
Total 522.00 · MAINTENANCE,STRUCTURES & IMPROV	0.00	8.58	-8.58	0.0%
Total PUMPING	2,341.29	1,532.74	808.55	152.8%
SOURCE OF SUPPLY				
511.00 · SUPERVISION, LABOR & EXPENSES				
511.10 · Wages	0.00	22.08	-22.08	0.0%
511.20 · PG&E / Electricity	854.76	515.00	339.76	166.0%
512.40 · Testing	419.00	458.33	-39.33	91.4%
Total 511.00 · SUPERVISION, LABOR & EXPENSES	1,273.76	995.41	278.35	128.0%
512.00 · MAINTENANCE/STRUCTURES & IMPROV				
512.20 · Supplies	0.00	8.58	-8.58	0.0%
Total 512.00 · MAINTENANCE/STRUCTURES & IMPROV	0.00	8.58	-8.58	0.0%
Total SOURCE OF SUPPLY	1,273.76	1,003.99	269.77	126.9%
TRANSMISSION & DISTRIBUTION				
541.00 · SUPERVISION, LABOR & EXPENSES				
541.10 · Wages	2,686.66	1,578.23	1,108.43	170.2%
541.20 · PG&E / Electricity	276.79	429.17	-152.38	64.5%
541.40 · Safety & Security	280.00	42.92	237.08	652.4%
541.50 · State Water Board Licensing	0.00	128.75	-128.75	0.0%
541.60 · Mileage Expense	266.14	206.00	60.14	129.2%

11:06 AM
10/23/20
Accrual Basis

Buckingham Park Water District

Profit & Loss Budget vs. Actual
September 2020

	Sep 20	Budget	\$ Over Bud...	% of Budget
541.70 · Testing	70.00	231.75	-161.75	30.2%
541.75 · Propane	0.00	17.17	-17.17	0.0%
Total 541.00 · SUPERVISION, LABOR & EXPENSES	3,579.59	2,633.99	945.60	135.9%
542.00 · MAINTENANCE,STRUCTURES & IMPROV				
542.50 · Maintenance Projects	1,838.12	0.00	1,838.12	100.0%
542.10 · Outside Services	304.54	42.92	261.62	709.6%
542.20 · Supplies	0.00	17.17	-17.17	0.0%
542.30 · Tools	0.00	154.50	-154.50	0.0%
542.40 · Equipment Rental	80.44	25.75	54.69	312.4%
Total 542.00 · MAINTENANCE,STRUCTURES & IMPROV	2,223.10	240.34	1,982.76	925.0%
Total TRANSMISSION & DISTRIBUTION	5,802.69	2,874.33	2,928.36	201.9%
WATER TREATMENT				
531.00 · SUPERVISION, LABOR & EXPENSE				
531.10 · Wages	5,105.04	6,511.54	-1,406.50	78.4%
531.15 · PG&E / Electricity	445.96	257.50	188.46	173.2%
531.20 · Chemicals-PreChlor Sodium Hypo	427.40	394.83	32.57	108.2%
531.25 · Chemicals-PostChlor Sodium Hypo	485.85	171.67	314.18	283.0%
531.30 · Chemicals - Coagulent	878.50	858.33	20.17	102.3%
531.35 · Chemicals - Coagulent Aid	0.00	51.50	-51.50	0.0%
531.40 · Testing - Lab	330.00	188.83	141.17	174.8%
531.45 · In Plant Test	0.00	171.67	-171.67	0.0%
531.55 · State Water Board Licensing	0.00	128.75	-128.75	0.0%
531.60 · CUPA Permit & other permits	220.00	111.58	108.42	197.2%
531.70 · Alarm	96.00	25.75	70.25	372.8%
531.75 · Propane	0.00	17.17	-17.17	0.0%
Total 531.00 · SUPERVISION, LABOR & EXPENSE	7,988.75	8,889.12	-900.37	89.9%
532.00 · MAINTENANCE,STRUCTURES & IMPROV				
532.10 · Outside Services	0.00	42.92	-42.92	0.0%
532.20 · Supplies	0.00	128.75	-128.75	0.0%
532.30 · Tools	0.00	51.50	-51.50	0.0%
532.40 · Equipment Rental	0.00	85.83	-85.83	0.0%
Total 532.00 · MAINTENANCE,STRUCTURES & IMPROV	0.00	309.00	-309.00	0.0%
Total WATER TREATMENT	7,988.75	9,198.12	-1,209.37	86.9%
Total Expense	39,996.34	42,279.10	-2,282.76	94.6%
Net Ordinary Income	18,669.69	10,353.65	8,316.04	180.3%
Other Income/Expense				
Other Income				
NON-OPERATING REVENUE				
492.00 · INTEREST REVENUE				
492.20 · Bank/Investment Interest Receiv	0.00	416.67	-416.67	0.0%
Total 492.00 · INTEREST REVENUE	0.00	416.67	-416.67	0.0%
498.00 · OTHER NON-OPERATING REVENUES				
498.15 · Resumption of Service Fee	250.00	0.00	250.00	100.0%
498.20 · Application Processing Fee	750.00	0.00	750.00	100.0%
498.45 · CIP Reserve	10,488.00	10,847.75	-359.75	96.7%
498.50 · Copy Charges	-12.00			
Total 498.00 · OTHER NON-OPERATING REVENUES	11,476.00	10,847.75	628.25	105.8%
Total NON-OPERATING REVENUE	11,476.00	11,264.42	211.58	101.9%
Total Other Income	11,476.00	11,264.42	211.58	101.9%
Other Expense				
590.00 · CAPITAL EXPENSES & MAJOR MAINT				
590.10 · SMALL CAPITAL PROJECTS	115.00	0.00	115.00	100.0%

11:06 AM
10/23/20
Accrual Basis

Buckingham Park Water District
Profit & Loss Budget vs. Actual
September 2020

	Sep 20	Budget	\$ Over Bud...	% of Budget
Total 590.00 · CAPITAL EXPENSES & MAJOR MAINT	115.00	0.00	115.00	100.0%
Total Other Expense	115.00	0.00	115.00	100.0%
Net Other Income	11,361.00	11,264.42	96.58	100.9%
Net Income	<u>30,030.69</u>	<u>21,618.07</u>	<u>8,412.62</u>	<u>138.9%</u>

11:06 AM
10/23/20
Accrual Basis

Buckingham Park Water District

Profit & Loss Budget vs. Actual
July through September 2020

	Jul - Sep 20	Budget	\$ Over Bud...	% of Budget
Ordinary Income/Expense				
Income				
411.00 · WATER SALES				
411.10 · Residential	87,561.43	64,149.00	23,412.43	136.5%
411.20 · Commercial	519.77	1,500.00	-980.23	34.7%
411.00 · WATER SALES - Other	-362.85	0.00	-362.85	100.0%
Total 411.00 · WATER SALES	87,718.35	65,649.00	22,069.35	133.6%
421.00 · WATER SERVICES				
421.30 · Standby or Availability Charges	6,300.00	6,270.00	30.00	100.5%
421.50 · Other				
421.51 · Residential Base Rate	97,436.50	100,080.51	-2,644.01	97.4%
421.52 · Business Base Rate	861.00	1,336.74	-475.74	64.4%
Total 421.50 · Other	98,297.50	101,417.25	-3,119.75	96.9%
Total 421.00 · WATER SERVICES	104,597.50	107,687.25	-3,089.75	97.1%
Total Income	192,315.85	173,336.25	18,979.60	110.9%
Gross Profit	192,315.85	173,336.25	18,979.60	110.9%
Expense				
ADMINISTRATIVE & GENERAL				
561.00 · Salaries				
561.10 · Wages	23,833.51	25,445.55	-1,612.04	93.7%
561.20 · Paid Time Off	5,089.65	3,230.31	1,859.34	157.6%
561.25 · Sick Pay	670.60	1,877.76	-1,207.16	35.7%
561.30 · Holiday Pay	1,709.76	1,877.80	-168.04	91.1%
561.35 · Bereavement	340.32	469.50	-129.18	72.5%
561.40 · Admin & General O.T. Wages	1,093.61	1,254.93	-161.32	87.1%
561.45 · Standby Stipend	2,520.00	2,760.00	-240.00	91.3%
561.50 · Call Back Pay	509.34	427.62	81.72	119.1%
Total 561.00 · Salaries	35,766.79	37,343.47	-1,576.68	95.8%
562.00 · OFFICE SUPPLIES & OTHER EXPENSE				
562.10 · PG&E/Utilities	780.37	515.01	265.36	151.5%
562.15 · Telephone	402.68	600.00	-197.32	67.1%
562.20 · Internet	389.85	401.76	-11.91	97.0%
562.25 · Cell Phone	249.89	334.74	-84.85	74.7%
562.30 · Pest Control	336.00	257.49	78.51	130.5%
562.40 · Garbage	166.19	128.76	37.43	129.1%
562.45 · Alarm	96.00	102.99	-6.99	93.2%
562.50 · Postage	743.55	772.50	-28.95	96.3%
562.55 · Office Supplies	1,076.27	772.50	303.77	139.3%
562.60 · Copy Equipment & Supplies	1,409.53	1,122.75	286.78	125.5%
562.65 · Office Equipment	90.06	51.51	38.55	174.8%
562.70 · Dues, Subscriptions, Memberships	1,348.49	978.51	369.98	137.8%
562.75 · Lien Filing & Recording Fees	28.00	12.99	15.01	215.6%
562.80 · Software License and Support	0.00	592.26	-592.26	0.0%
562.85 · Bank Service Charges	839.41	875.49	-36.08	95.9%
Total 562.00 · OFFICE SUPPLIES & OTHER EXPENSE	7,956.29	7,519.26	437.03	105.8%
563.00 · CONTRACTUAL SERVICES				
563.10 · Auditor	0.00	1,663.50	-1,663.50	0.0%
563.20 · County Counsel	0.00	515.01	-515.01	0.0%
563.40 · LAFCO	0.00	347.76	-347.76	0.0%
563.50 · County of Lake Collection Svcs	0.00	321.99	-321.99	0.0%
Total 563.00 · CONTRACTUAL SERVICES	0.00	2,848.26	-2,848.26	0.0%
564.00 · PROPERTY INS., INJURIES & DAMAGES				
564.10 · Liability Insurance	3,196.56	4,129.50	-932.94	77.4%
Total 564.00 · PROPERTY INS., INJURIES & DAMAGES	3,196.56	4,129.50	-932.94	77.4%
565.00 · EMPLOYEES RETIREMENT & BENEFITS				

11:06 AM
10/23/20
Accrual Basis

Buckingham Park Water District

Profit & Loss Budget vs. Actual
July through September 2020

	Jul - Sep 20	Budget	\$ Over Bud...	% of Budget
565.10 · PERS Medical	7,668.11	7,545.00	123.11	101.6%
565.20 · PERS/ Pension/ Retirement	1,510.31	7,725.00	-6,214.69	19.6%
565.30 · Payroll Taxes				
565.31 · FICA (Federal Ins.Contribution)	4,662.77	8,319.22	-3,656.45	56.0%
565.32 · SUI (State Unemployment Ins)	497.24	542.49	-45.25	91.7%
Total 565.30 · Payroll Taxes	5,160.01	8,861.71	-3,701.70	58.2%
565.40 · Workers Comp Insurance	2,954.41	1,766.01	1,188.40	167.3%
Total 565.00 · EMPLOYEES RETIREMENT & BENEFITS	17,292.84	25,897.72	-8,604.88	66.8%
568.00 · MAINTENANCE - GENERAL PLANT				
568.10 · Supplies	440.96	386.25	54.71	114.2%
Total 568.00 · MAINTENANCE - GENERAL PLANT	440.96	386.25	54.71	114.2%
569.00 · OTHER				
569.10 · Employee Uniforms	479.22	77.25	401.97	620.3%
569.20 · Seminar/Training Registration	0.00	128.74	-128.74	0.0%
569.30 · Training-lodging,meals& mileage	0.00	154.50	-154.50	0.0%
569.40 · Mileage Expense	40.60	25.74	14.86	157.7%
569.45 · Outside Services	376.21	249.99	126.22	150.5%
Total 569.00 · OTHER	896.03	636.22	259.81	140.8%
Total ADMINISTRATIVE & GENERAL	65,549.47	78,760.68	-13,211.21	83.2%
CUSTOMER ACCOUNTS				
551.00 · SUPERVISION,METER READING&OTHER				
551.10 · Wages	1,410.01	993.24	416.77	142.0%
Total 551.00 · SUPERVISION,METER READING&OTHER	1,410.01	993.24	416.77	142.0%
Total CUSTOMER ACCOUNTS	1,410.01	993.24	416.77	142.0%
PUMPING				
521.00 · SUPERVISION, LABOR & EXPENSE				
521.10 · Wages	0.00	66.24	-66.24	0.0%
521.20 · PG&E / Electricity	4,611.56	4,506.24	105.32	102.3%
Total 521.00 · SUPERVISION, LABOR & EXPENSE	4,611.56	4,572.48	39.08	100.9%
522.00 · MAINTENANCE,STRUCTURES & IMPROV				
522.20 · Supplies	0.00	25.74	-25.74	0.0%
Total 522.00 · MAINTENANCE,STRUCTURES & IMPROV	0.00	25.74	-25.74	0.0%
Total PUMPING	4,611.56	4,598.22	13.34	100.3%
SOURCE OF SUPPLY				
511.00 · SUPERVISION, LABOR & EXPENSES				
511.10 · Wages	0.00	66.24	-66.24	0.0%
511.20 · PG&E / Electricity	1,683.59	1,545.00	138.59	109.0%
512.40 · Testing	1,126.00	1,374.99	-248.99	81.9%
Total 511.00 · SUPERVISION, LABOR & EXPENSES	2,809.59	2,986.23	-176.64	94.1%
512.00 · MAINTENANCE/STRUCTURES & IMPROV				
512.20 · Supplies	0.00	25.74	-25.74	0.0%
Total 512.00 · MAINTENANCE/STRUCTURES & IMPROV	0.00	25.74	-25.74	0.0%
Total SOURCE OF SUPPLY	2,809.59	3,011.97	-202.38	93.3%
TRANSMISSION & DISTRIBUTION				
541.00 · SUPERVISION, LABOR & EXPENSES				
541.10 · Wages	6,207.01	4,734.69	1,472.32	131.1%
541.20 · PG&E / Electricity	781.63	1,287.51	-505.88	60.7%
541.40 · Safety & Security	562.07	128.76	433.31	436.5%
541.50 · State Water Board Licensing	0.00	386.25	-386.25	0.0%
541.60 · Mileage Expense	436.22	618.00	-181.78	70.6%

11:06 AM
10/23/20
Accrual Basis

Buckingham Park Water District

Profit & Loss Budget vs. Actual
July through September 2020

	Jul - Sep 20	Budget	\$ Over Bud...	% of Budget
541.70 · Testing	665.00	695.25	-30.25	95.6%
541.75 · Propane	-2,423.19	51.51	-2,474.70	-4,704.3%
Total 541.00 · SUPERVISION, LABOR & EXPENSES	6,228.74	7,901.97	-1,673.23	78.8%
542.00 · MAINTENANCE,STRUCTURES & IMPROV				
542.50 · Maintenance Projects	6,323.76	0.00	6,323.76	100.0%
542.10 · Outside Services	304.54	128.76	175.78	236.5%
542.20 · Supplies	129.52	51.51	78.01	251.4%
542.30 · Tools	0.00	463.50	-463.50	0.0%
542.40 · Equipment Rental	80.44	77.25	3.19	104.1%
Total 542.00 · MAINTENANCE,STRUCTURES & IMPROV	6,838.26	721.02	6,117.24	948.4%
Total TRANSMISSION & DISTRIBUTION	13,067.00	8,622.99	4,444.01	151.5%
WATER TREATMENT				
531.00 · SUPERVISION, LABOR & EXPENSE				
531.10 · Wages	17,508.81	19,534.62	-2,025.81	89.6%
531.15 · PG&E / Electricity	878.39	772.50	105.89	113.7%
531.20 · Chemicals-PreChlor Sodium Hypo	1,100.84	1,184.49	-83.65	92.9%
531.25 · Chemicals-PostChlor Sodium Hypo	1,364.35	515.01	849.34	264.9%
531.30 · Chemicals - Coagulant	2,915.21	2,574.99	340.22	113.2%
531.35 · Chemicals - Coagulant Aid	0.00	154.50	-154.50	0.0%
531.40 · Testing - Lab	660.00	566.49	93.51	116.5%
531.45 · In Plant Test	477.79	515.01	-37.22	92.8%
531.55 · State Water Board Licensing	90.00	386.25	-296.25	23.3%
531.60 · CUPA Permit & other permits	220.00	334.74	-114.74	65.7%
531.70 · Alarm	96.00	77.25	18.75	124.3%
531.75 · Propane	0.00	51.51	-51.51	0.0%
Total 531.00 · SUPERVISION, LABOR & EXPENSE	25,311.39	26,667.36	-1,355.97	94.9%
532.00 · MAINTENANCE,STRUCTURES & IMPROV				
532.10 · Outside Services	323.77	128.76	195.01	251.5%
532.20 · Supplies	534.22	386.25	147.97	138.3%
532.30 · Tools	0.00	154.50	-154.50	0.0%
532.40 · Equipment Rental	0.00	257.49	-257.49	0.0%
Total 532.00 · MAINTENANCE,STRUCTURES & IMPROV	857.99	927.00	-69.01	92.6%
Total WATER TREATMENT	26,169.38	27,594.36	-1,424.98	94.8%
Total Expense	113,617.01	123,581.46	-9,964.45	91.9%
Net Ordinary Income	78,698.84	49,754.79	28,944.05	158.2%
Other Income/Expense				
Other Income				
NON-OPERATING REVENUE				
492.00 · INTEREST REVENUE				
492.20 · Bank/Investment Interest Receiv	3,015.47	1,250.01	1,765.46	241.2%
492.00 · INTEREST REVENUE - Other	1.63	0.00	1.63	100.0%
Total 492.00 · INTEREST REVENUE	3,017.10	1,250.01	1,767.09	241.4%
498.00 · OTHER NON-OPERATING REVENUES				
498.10 · LATE FEES & PENALTIES				
Standby Late Penalty	16.83	0.00	16.83	100.0%
Total 498.10 · LATE FEES & PENALTIES	16.83	0.00	16.83	100.0%
498.15 · Resumption of Service Fee	625.00	0.00	625.00	100.0%
498.20 · Application Processing Fee	3,450.00	0.00	3,450.00	100.0%
498.25 · Liens	400.00	0.00	400.00	100.0%
498.30 · Returned Check Charge	35.00	0.00	35.00	100.0%
498.35 · Certified/Registered Mail Fee	35.00	0.00	35.00	100.0%
498.45 · CIP Reserve	31,510.00	32,543.25	-1,033.25	96.8%
498.50 · Copy Charges	-10.00			

11:06 AM
10/23/20
Accrual Basis

Buckingham Park Water District
Profit & Loss Budget vs. Actual
July through September 2020

	Jul - Sep 20	Budget	\$ Over Bud...	% of Budget
Total 498.00 · OTHER NON-OPERATING REVENUES	36,061.83	32,543.25	3,518.58	110.8%
Total NON-OPERATING REVENUE	39,078.93	33,793.26	5,285.67	115.6%
Total Other Income	39,078.93	33,793.26	5,285.67	115.6%
Other Expense				
590.00 · CAPITAL EXPENSES & MAJOR MAINT				
590.10 · SMALL CAPITAL PROJECTS	345.00	0.00	345.00	100.0%
Total 590.00 · CAPITAL EXPENSES & MAJOR MAINT	345.00	0.00	345.00	100.0%
Total Other Expense	345.00	0.00	345.00	100.0%
Net Other Income	38,733.93	33,793.26	4,940.67	114.6%
Net Income	<u>117,432.77</u>	<u>83,548.05</u>	<u>33,884.72</u>	<u>140.6%</u>

Buckingham Park Water District
Profit & Loss Budget vs. Actual
September 2020

REVENUE LESS THAN 100%

VARIANCES/NOTES

EXPENSES GREATER THAN 125%

Ordinary Income/Expense

Income

411.00 · WATER SALES

	Sep 20	Budget	\$ Over Budget	% of Budget	
411.10 · Residential	26,150.83	18,327.00	7,823.83	142.69%	
411.20 · Commercial	190.05	500.00	-309.95	38.01%	Varies
411.00 · WATER SALES - Other	-362.85	0.00	-362.85	100.0%	

Total 411.00 · WATER SALES

	25,978.03	18,827.00	7,151.03	137.98%	
--	-----------	-----------	----------	---------	--

421.00 · WATER SERVICES

421.30 · Standby or Availability Charges	-30.00	0.00	-30.00	100.0%	
--	--------	------	--------	--------	--

421.50 · Other

421.51 · Residential Base Rate	32,431.00	33,360.17	-929.17	97.22%	OK
421.52 · Business Base Rate	287.00	445.58	-158.58	64.41%	OK

Total 421.50 · Other

	32,718.00	33,805.75	-1,087.75	96.78%	
--	-----------	-----------	-----------	--------	--

Total 421.00 · WATER SERVICES

	32,688.00	33,805.75	-1,117.75	96.69%	
--	-----------	-----------	-----------	--------	--

Total Income

	58,666.03	52,632.75	6,033.28	111.46%	
--	-----------	-----------	----------	---------	--

Gross Profit

	58,666.03	52,632.75	6,033.28	111.46%	
--	-----------	-----------	----------	---------	--

Expense

ADMINISTRATIVE & GENERAL

561.00 · Salaries

561.10 · Wages	8,369.75	8,481.85	-112.10	98.68%	
561.20 · Paid Time Off	1,884.40	1,076.77	807.63	175.01%	Ok
561.25 · Sick Pay	89.04	625.92	-536.88	14.23%	
561.30 · Holiday Pay	606.56	938.90	-332.34	64.6%	
561.35 · Bereavement	0.00	156.50	-156.50	0.0%	
561.40 · Admin & General O.T. Wages	181.85	418.31	-236.46	43.47%	
561.45 · Standby Stipend	840.00	900.00	-60.00	93.33%	
561.50 · Call Back Pay	0.00	142.54	-142.54	0.0%	

Total 561.00 · Salaries

	11,971.60	12,740.79	-769.19	93.96%	
--	-----------	-----------	---------	--------	--

562.00 · OFFICE SUPPLIES & OTHER EXPENSE

562.10 · PG&E/Utilities	251.84	171.67	80.17	146.7%	Varies
562.15 · Telephone	229.60	200.00	29.60	114.8%	
562.20 · Internet	129.95	133.92	-3.97	97.04%	
562.25 · Cell Phone	67.67	111.58	-43.91	60.65%	
562.30 · Pest Control	252.00	85.83	166.17	293.6%	They had wrong email for billing that was corrected
562.40 · Garbage	46.70	42.92	3.78	108.81%	
562.45 · Alarm	96.00	34.33	61.67	279.64%	Bill every 3 months
562.50 · Postage	300.00	257.50	42.50	116.51%	
562.55 · Office Supplies	0.00	257.50	-257.50	0.0%	
562.60 · Copy Equipment & Supplies	621.47	374.25	247.22	166.06%	copy paper
562.65 · Office Equipment	90.06	17.17	72.89	524.52%	Web Cam for 3 computers

Buckingham Park Water District
Profit & Loss Budget vs. Actual
September 2020

REVENUE LESS THAN 100%

EXPENSES GREATER THAN 125%

VARIANCES/NOTES

	Sep 20	Budget	\$ Over Budget	% of Budget	
562.70 · Dues,Subscriptions, Memberships	144.50	326.17	-181.67	44.3%	
562.75 · Lien Filing & Recording Fees	0.00	4.33	-4.33	0.0%	
562.80 · Software License and Support	0.00	197.42	-197.42	0.0%	
562.85 · Bank Service Charges	273.91	291.83	-17.92	93.86%	
Total 562.00 · OFFICE SUPPLIES & OTHER EXPENSE	2,503.70	2,506.42	-2.72	99.89%	
563.00 · CONTRACTUAL SERVICES					
563.10 · Auditor	0.00	554.50	-554.50	0.0%	
563.20 · County Counsel	0.00	171.67	-171.67	0.0%	
563.40 · LAFCO	0.00	115.92	-115.92	0.0%	
563.50 · County of Lake Collection Svcs	0.00	107.33	-107.33	0.0%	
Total 563.00 · CONTRACTUAL SERVICES	0.00	949.42	-949.42	0.0%	
564.00 · PROPERTY INS.,INJURIES& DAMAGES					
564.10 · Liability Insurance	1,065.52	1,376.50	-310.98	77.41%	
Total 564.00 · PROPERTY INS.,INJURIES& DAMAGES	1,065.52	1,376.50	-310.98	77.41%	
565.00 · EMPLOYEES RETIREMENT & BENEFITS					
565.10 · PERS Medical	2,681.10	2,515.00	166.10	106.6%	
565.20 · PERS/ Pension/ Retirement	492.39	2,575.00	-2,082.61	19.12%	
565.30 · Payroll Taxes					
565.31 · FICA (Federal Ins.Contribution)	1,541.76	3,565.38	-2,023.62	43.24%	
565.32 · SUI (State Unemployment Ins)	71.49	180.83	-109.34	39.53%	
Total 565.30 · Payroll Taxes	1,613.25	3,746.21	-2,132.96	43.06%	
565.40 · Workers Comp Insurance	635.48	588.67	46.81	107.95%	
Total 565.00 · EMPLOYEES RETIREMENT & BENEFITS	5,422.22	9,424.88	-4,002.66	57.53%	
568.00 · MAINTENANCE - GENERAL PLANT					
568.10 · Supplies	440.96	128.75	312.21	342.49%	Ok Tarps chainsaw chain, cement
Total 568.00 · MAINTENANCE - GENERAL PLANT	440.96	128.75	312.21	342.49%	
569.00 · OTHER					
569.10 · Employee Uniforms	479.22	25.75	453.47	1,861.05%	New Employee shirts
569.20 · Seminar/Training Registration	0.00	42.92	-42.92	0.0%	
569.30 · Training-lodging,meals& mileage	0.00	51.50	-51.50	0.0%	
569.40 · Mileage Expense	0.00	8.58	-8.58	0.0%	
569.45 · Outside Services	316.21	83.33	232.88	379.47%	Updated door hangers
Total 569.00 · OTHER	795.43	212.08	583.35	375.06%	
Total ADMINISTRATIVE & GENERAL	22,199.43	27,338.84	-5,139.41	81.2%	
CUSTOMER ACCOUNTS					
551.00 · SUPERVISION,METER READING&OTHER					
551.10 · Wages	390.42	331.08	59.34	117.92%	
Total 551.00 · SUPERVISION,METER READING&OTHER	390.42	331.08	59.34	117.92%	
Total CUSTOMER ACCOUNTS	390.42	331.08	59.34	117.92%	
PUMPING					

Buckingham Park Water District
Profit & Loss Budget vs. Actual
September 2020

REVENUE LESS THAN 100%

VARIANCES/NOTES

EXPENSES GREATER THAN 125%

	Sep 20	Budget	\$ Over Budget	% of Budget	
521.00 · SUPERVISION, LABOR & EXPENSE					
521.10 · Wages	0.00	22.08	-22.08	0.0%	
521.20 · PG&E / Electricity	2,341.29	1,502.08	839.21	155.87%	Varies
Total 521.00 · SUPERVISION, LABOR & EXPENSE	2,341.29	1,524.16	817.13	153.61%	
522.00 · MAINTENANCE,STRUCTURES & IMPROV					
522.20 · Supplies	0.00	8.58	-8.58	0.0%	
Total 522.00 · MAINTENANCE,STRUCTURES & IMPROV	0.00	8.58	-8.58	0.0%	
Total PUMPING	2,341.29	1,532.74	808.55	152.75%	
SOURCE OF SUPPLY					
511.00 · SUPERVISION, LABOR & EXPENSES					
511.10 · Wages	0.00	22.08	-22.08	0.0%	
511.20 · PG&E / Electricity	854.76	515.00	339.76	165.97%	Varies
512.40 · Testing	419.00	458.33	-39.33	91.42%	
Total 511.00 · SUPERVISION, LABOR & EXPENSES	1,273.76	995.41	278.35	127.96%	
512.00 · MAINTENANCE/STRUCTURES & IMPROV					
512.20 · Supplies	0.00	8.58	-8.58	0.0%	
Total 512.00 · MAINTENANCE/STRUCTURES & IMPROV	0.00	8.58	-8.58	0.0%	
Total SOURCE OF SUPPLY	1,273.76	1,003.99	269.77	126.87%	
TRANSMISSION & DISTRIBUTION					
541.00 · SUPERVISION, LABOR & EXPENSES					
541.10 · Wages	2,686.66	1,578.23	1,108.43	170.23%	ok varies
541.20 · PG&E / Electricity	276.79	429.17	-152.38	64.49%	
541.40 · Safety & Security	280.00	42.92	237.08	652.38%	Online Flagger Certification
541.50 · State Water Board Licensing	0.00	128.75	-128.75	0.0%	
541.60 · Mileage Expense	266.14	206.00	60.14	129.19%	ok varies
541.70 · Testing	70.00	231.75	-161.75	30.21%	
541.75 · Propane	0.00	17.17	-17.17	0.0%	
Total 541.00 · SUPERVISION, LABOR & EXPENSES	3,579.59	2,633.99	945.60	135.9%	
542.00 · MAINTENANCE,STRUCTURES & IMPROV					
542.50 · Maintenance Projects	1,838.12	0.00	1,838.12	100.0%	
542.10 · Outside Services	304.54	42.92	261.62	709.55%	Slurry leak repairs
542.20 · Supplies	0.00	17.17	-17.17	0.0%	
542.30 · Tools	0.00	154.50	-154.50	0.0%	
542.40 · Equipment Rental	80.44	25.75	54.69	312.39%	plate compactor Leak Repairs
Total 542.00 · MAINTENANCE,STRUCTURES & IMPROV	2,223.10	240.34	1,982.76	924.98%	
Total TRANSMISSION & DISTRIBUTION	5,802.69	2,874.33	2,928.36	201.88%	
WATER TREATMENT					
531.00 · SUPERVISION, LABOR & EXPENSE					
531.10 · Wages	5,105.04	6,511.54	-1,406.50	78.4%	
531.15 · PG&E / Electricity	445.96	257.50	188.46	173.19%	Varies

Buckingham Park Water District
 Profit & Loss Budget vs. Actual
 September 2020

REVENUE LESS THAN 100%

VARIANCES/NOTES

EXPENSES GREATER THAN 125%

	Sep 20	Budget	\$ Over Budget	% of Budget	
531.20 · Chemicals-PreChlor Sodium Hypo	427.40	394.83	32.57	108.25%	
531.25 · Chemicals-PostChlor Sodium Hypo	485.85	171.67	314.18	283.01%	ok varies/ treatment requiring higher dosage
531.30 · Chemicals - Coagulent	878.50	858.33	20.17	102.35%	
531.35 · Chemicals - Coagulent Aid	0.00	51.50	-51.50	0.0%	
531.40 · Testing - Lab	330.00	188.83	141.17	174.76%	Varies
531.45 · In Plant Test	0.00	171.67	-171.67	0.0%	
531.55 · State Water Board Licensing	0.00	128.75	-128.75	0.0%	
531.60 · CUPA Permit & other permits	220.00	111.58	108.42	197.17%	Encroachment permit for leak repair
531.70 · Alarm	96.00	25.75	70.25	372.82%	Bill every 3 months
531.75 · Propane	0.00	17.17	-17.17	0.0%	
Total 531.00 · SUPERVISION, LABOR & EXPENSE	7,988.75	8,889.12	-900.37	89.87%	
532.00 · MAINTENANCE,STRUCTURES & IMPROV					
532.10 · Outside Services	0.00	42.92	-42.92	0.0%	
532.20 · Supplies	0.00	128.75	-128.75	0.0%	
532.30 · Tools	0.00	51.50	-51.50	0.0%	
532.40 · Equipment Rental	0.00	85.83	-85.83	0.0%	
Total 532.00 · MAINTENANCE,STRUCTURES & IMPROV	0.00	309.00	-309.00	0.0%	
Total WATER TREATMENT	7,988.75	9,198.12	-1,209.37	86.85%	
Total Expense	39,996.34	42,279.10	-2,282.76	94.6%	
Net Ordinary Income	18,669.69	10,353.65	8,316.04	180.32%	
Other Income/Expense					
Other Income					
NON-OPERATING REVENUE					
492.00 · INTEREST REVENUE					
492.20 · Bank/Investment Interest Receiv	0.00	416.67	-416.67	0.0%	ok
Total 492.00 · INTEREST REVENUE	0.00	416.67	-416.67	0.0%	
498.00 · OTHER NON-OPERATING REVENUES					
498.15 · Resumption of Service Fee	250.00	0.00	250.00	100.0%	
498.20 · Application Processing Fee	750.00	0.00	750.00	100.0%	
498.45 · CIP Reserve	10,488.00	10,847.75	-359.75	96.68%	ok
498.50 · Copy Charges	-12.00				
Total 498.00 · OTHER NON-OPERATING REVENUES	11,476.00	10,847.75	628.25	105.79%	
Total NON-OPERATING REVENUE	11,476.00	11,264.42	211.58	101.88%	
Total Other Income	11,476.00	11,264.42	211.58	101.88%	
Other Expense					
590.00 · CAPITAL EXPENSES & MAJOR MAINT					
590.10 · SMALL CAPITAL PROJECTS	115.00	0.00	115.00	100.0%	
Total 590.00 · CAPITAL EXPENSES & MAJOR MAINT	115.00	0.00	115.00	100.0%	
Total Other Expense	115.00	0.00	115.00	100.0%	
Net Other Income	11,361.00	11,264.42	96.58	100.86%	

Buckingham Park Water District
Profit & Loss Budget vs. Actual
September 2020

REVENUE LESS THAN 100%

EXPENSES GREATER THAN 125%

Net Income

<u>Sep 20</u>	<u>Budget</u>	<u>\$ Over Budget</u>	<u>% of Budget</u>
<u>30,030.69</u>	<u>21,618.07</u>	<u>8,412.62</u>	<u>138.92%</u>

VARIANCES/NOTES

2:44 PM

10/21/20

Accrual Basis

**Buckingham Park Water District
Transaction Detail By Account
September 2020**

Type	Date	Num	Name	Memo	Split	Amount
411.00 · WATER SALES						
411.20 · Commercial						
General Journal	09/30/2020	46938	Water Sales	September 2020	200-30 · Utility ...	273.85
Total 411.20 · Commercial						<u>273.85</u>
Total 411.00 · WATER SALES						<u>273.85</u>
TOTAL						<u><u>273.85</u></u>

2:44 PM

10/21/20

Accrual Basis

**Buckingham Park Water District
Transaction Detail By Account
September 2020**

Type	Date	Num	Name	Memo	Split	Amount
421.00 · WATER SERVICES						
421.50 · Other						
421.51 · Residential Base Rate						
General Journal	09/30/2020	46938	Water Sales	September 2020	200-30 · Utility ...	32,574.50
Total 421.51 · Residential Base Rate						<u>32,574.50</u>
Total 421.50 · Other						<u>32,574.50</u>
Total 421.00 · WATER SERVICES						<u>32,574.50</u>
TOTAL						<u><u>32,574.50</u></u>

2:45 PM
 10/21/20
 Accrual Basis

Buckingham Park Water District
Transaction Detail By Account
 September 2020

Type	Date	Num	Name	Memo	Split	Amount
421.00 · WATER SERVICES						
421.50 · Other						
421.52 · Business Base Rate						
General Journal	09/30/2020	46938	Water Sales	September 2020	200-30 · Utility ...	287.00
Total 421.52 · Business Base Rate						287.00
Total 421.50 · Other						287.00
Total 421.00 · WATER SERVICES						287.00
TOTAL						287.00

2:45 PM

10/21/20

Accrual Basis

**Buckingham Park Water District
Transaction Detail By Account
September 2020**

Type	Date	Num	Name	Split	Amount
ADMINISTRATIVE & GENERAL					
561.00 · Salaries					
561.20 · Paid Time Off					
Paycheck	09/03/2020	ACH	Ahimsah O Wonderwheel	115 · Umpqua ...	100.80
Paycheck	09/03/2020	2211	Alan Mitchell	115 · Umpqua ...	1,632.40
Paycheck	09/18/2020	ACH	Ahimsah O Wonderwheel	115 · Umpqua ...	151.20
Total 561.20 · Paid Time Off					1,884.40
Total 561.00 · Salaries					1,884.40
Total ADMINISTRATIVE & GENERAL					1,884.40
TOTAL					1,884.40

2:46 PM

10/21/20

Accrual Basis

**Buckingham Park Water District
Transaction Detail By Account
September 2020**

Type	Date	Num	Name	Memo	Split	Amount
ADMINISTRATIVE & GENERAL						
562.00 · OFFICE SUPPLIES & OTHER EXPENSE						
562.10 · PG&E/Utilities						
Bill	09/17/2020	8/18/2...	PG&E	Plant Office Power	Accounts Paya...	74.33
Bill	09/17/2020	08/18/...	PG&E	Office Power	Accounts Paya...	177.51
Total 562.10 · PG&E/Utilities						251.84
Total 562.00 · OFFICE SUPPLIES & OTHER EXPENSE						251.84
Total ADMINISTRATIVE & GENERAL						251.84
TOTAL						251.84

2:46 PM

10/21/20

Accrual Basis

**Buckingham Park Water District
Transaction Detail By Account
September 2020**

Type	Date	Num	Name	Split	Amount
ADMINISTRATIVE & GENERAL					
562.00 · OFFICE SUPPLIES & OTHER EXPENSE					
562.30 · Pest Control					
Bill	09/24/2020	70908	California Exterminators Alliance	Accounts Paya...	84.00
Bill	09/28/2020	74563	California Exterminators Alliance	Accounts Paya...	84.00
Bill	09/28/2020	74561	California Exterminators Alliance	Accounts Paya...	84.00
Total 562.30 · Pest Control					252.00
Total 562.00 · OFFICE SUPPLIES & OTHER EXPENSE					252.00
Total ADMINISTRATIVE & GENERAL					252.00
TOTAL					252.00

2:47 PM

10/21/20

Accrual Basis

**Buckingham Park Water District
Transaction Detail By Account
September 2020**

Type	Date	Num	Name	Memo	Split	Amount
ADMINISTRATIVE & GENERAL						
562.00 · OFFICE SUPPLIES & OTHER EXPENSE						
562.45 · Alarm						
Bill	09/01/2020	6423	High Country Security		Accounts Paya...	96.00
Total 562.45 · Alarm						96.00
Total 562.00 · OFFICE SUPPLIES & OTHER EXPENSE						96.00
Total ADMINISTRATIVE & GENERAL						96.00
TOTAL						96.00

2:48 PM

10/21/20

Accrual Basis

**Buckingham Park Water District
Transaction Detail By Account
September 2020**

Type	Date	Num	Name	Memo	Split	Amount
ADMINISTRATIVE & GENERAL						
562.00 · OFFICE SUPPLIES & OTHER EXPENSE						
562.60 · Copy Equipment & Supplies						
Bill	09/09/2020	10305...	Quill	Pink & white copy paper, Steno note pads	Accounts Paya...	197.42
Bill	09/14/2020	10440...	Quill	Blue copy paper	Accounts Paya...	30.02
Bill	09/23/2020	27862...	Great America Fina...		Accounts Paya...	394.03
Total 562.60 · Copy Equipment & Supplies						<u>621.47</u>
Total 562.00 · OFFICE SUPPLIES & OTHER EXPENSE						<u>621.47</u>
Total ADMINISTRATIVE & GENERAL						<u>621.47</u>
TOTAL						<u><u>621.47</u></u>

2:51 PM

10/21/20

Accrual Basis

**Buckingham Park Water District
Transaction Detail By Account
September 2020**

Type	Date	Num	Name	Memo	Split	Amount
ADMINISTRATIVE & GENERAL						
562.00 · OFFICE SUPPLIES & OTHER EXPENSE						
562.65 · Office Equipment						
Check	09/15/2020	2249	Ahimsah Wonderwh...	Web Cams w/Microphones	115 · Umpqua ...	90.06
Total 562.65 · Office Equipment						90.06
Total 562.00 · OFFICE SUPPLIES & OTHER EXPENSE						90.06
Total ADMINISTRATIVE & GENERAL						90.06
TOTAL						90.06

2:52 PM

10/21/20

Accrual Basis

**Buckingham Park Water District
Transaction Detail By Account
September 2020**

Type	Date	Num	Name	Memo	Split	Amount
ADMINISTRATIVE & GENERAL						
568.00 · MAINTENANCE - GENERAL PLANT						
568.10 · Supplies						
Bill	09/01/2020	10103...	Quill	Paper Towels / Trash Bags	Accounts Paya...	94.34
Bill	09/03/2020	12290...	Kelseyville Lumber	Supplies	Accounts Paya...	173.17
Bill	09/04/2020	12295...	Kelseyville Lumber	Supplies	Accounts Paya...	114.49
Bill	09/11/2020	10391...	Quill	Face Masks	Accounts Paya...	42.88
Bill	09/21/2020	10664...	Quill	Wireless mouse for water plant	Accounts Paya...	16.08
Total 568.10 · Supplies						<u>440.96</u>
Total 568.00 · MAINTENANCE - GENERAL PLANT						<u>440.96</u>
Total ADMINISTRATIVE & GENERAL						<u>440.96</u>
TOTAL						<u><u>440.96</u></u>

2:52 PM
 10/21/20
 Accrual Basis

**Buckingham Park Water District
 Transaction Detail By Account
 September 2020**

Type	Date	Num	Name	Memo	Split	Amount
ADMINISTRATIVE & GENERAL						
569.00 · OTHER						
569.10 · Employee Uniforms						
Bill	09/11/2020	25845	KonocTees	Employee shirts	Accounts Paya...	467.43
Bill	09/30/2020	PO #2...	Kelseyville Lumber	Flagger vest for LG	Accounts Paya...	11.79
Total 569.10 · Employee Uniforms						<u>479.22</u>
Total 569.00 · OTHER						<u>479.22</u>
Total ADMINISTRATIVE & GENERAL						<u>479.22</u>
TOTAL						<u><u>479.22</u></u>

2:52 PM

10/21/20

Accrual Basis

**Buckingham Park Water District
Transaction Detail By Account
September 2020**

Type	Date	Num	Name	Memo	Split	Amount
ADMINISTRATIVE & GENERAL						
569.00 · OTHER						
569.45 · Outside Services						
Bill	09/11/2020	489532	Lake County Waste ...		Accounts Paya...	23.00
Bill	09/21/2020	2206	Middletown Copy & ...	Updated Door Hangers	Accounts Paya...	284.21
Bill	09/24/2020	491856	Lake County Waste ...	PO #2301 - Oak brnaches from tank site 2	Accounts Paya...	9.00
Total 569.45 · Outside Services						<u>316.21</u>
Total 569.00 · OTHER						<u>316.21</u>
Total ADMINISTRATIVE & GENERAL						<u>316.21</u>
TOTAL						<u><u>316.21</u></u>

2:53 PM

10/21/20

Accrual Basis

**Buckingham Park Water District
Transaction Detail By Account
September 2020**

Type	Date	Num	Name	Memo	Split	Amount
PUMPING						
521.00 · SUPERVISION, LABOR & EXPENSE						
521.20 · PG&E / Electricity						
Bill	09/17/2020	8/18/2...	PG&E	Pumping Power	Accounts Paya...	2,341.29
Total 521.20 · PG&E / Electricity						<u>2,341.29</u>
Total 521.00 · SUPERVISION, LABOR & EXPENSE						<u>2,341.29</u>
Total PUMPING						<u>2,341.29</u>
TOTAL						<u><u>2,341.29</u></u>

2:53 PM

10/21/20

Accrual Basis

**Buckingham Park Water District
Transaction Detail By Account
September 2020**

Type	Date	Num	Name	Memo	Split	Amount
SOURCE OF SUPPLY						
511.00 · SUPERVISION, LABOR & EXPENSES						
511.20 · PG&E / Electricity						
Bill	09/17/2020	8/18/2...	PG&E	Intake Power	Accounts Paya...	854.76
Total 511.20 · PG&E / Electricity						854.76
Total 511.00 · SUPERVISION, LABOR & EXPENSES						854.76
Total SOURCE OF SUPPLY						854.76
TOTAL						854.76

2:54 PM

10/21/20

Accrual Basis

Buckingham Park Water District
Transaction Detail By Account
September 2020

Type	Date	Num	Name	Split	Amount
TRANSMISSION & DISTRIBUTION					
541.00 · SUPERVISION, LABOR & EXPENSES					
541.10 · Wages					
Paycheck	09/03/2020	2211	Alan Mitchell	115 · Umpqua ...	530.53
Paycheck	09/03/2020	ACH	William A Rae	115 · Umpqua ...	628.50
Paycheck	09/03/2020	ACH	William A Rae	115 · Umpqua ...	62.86
Paycheck	09/18/2020	2235	Alan Mitchell	115 · Umpqua ...	652.96
Paycheck	09/18/2020	ACH	William A Rae	115 · Umpqua ...	811.81
Total 541.10 · Wages					2,686.66
Total 541.00 · SUPERVISION, LABOR & EXPENSES					2,686.66
Total TRANSMISSION & DISTRIBUTION					2,686.66
TOTAL					2,686.66

2:54 PM

10/21/20

Accrual Basis

**Buckingham Park Water District
Transaction Detail By Account
September 2020**

Type	Date	Num	Name	Memo	Split	Amount
TRANSMISSION & DISTRIBUTION						
541.00 · SUPERVISION, LABOR & EXPENSES						
541.40 · Safety & Security						
Check	09/15/2020	2249	Ahimsah Wonderwh...	Online Flagger Course	115 · Umpqua ...	280.00
Total 541.40 · Safety & Security						280.00
Total 541.00 · SUPERVISION, LABOR & EXPENSES						280.00
Total TRANSMISSION & DISTRIBUTION						280.00
TOTAL						280.00

2:55 PM

10/21/20

Accrual Basis

**Buckingham Park Water District
Transaction Detail By Account
September 2020**

Type	Date	Num	Name	Memo	Split	Amount
TRANSMISSION & DISTRIBUTION						
541.00 · SUPERVISION, LABOR & EXPENSES						
541.60 · Mileage Expense						
Bill	09/01/2020		Ahimsah Wonderwh...	Bank Deposits and Registrar Voters Office	Accounts Paya...	83.65
Bill	09/01/2020		Lori Gonzalez - Rei...		Accounts Paya...	97.44
Check	09/15/2020	2249	Ahimsah Wonderwh...	Bank / County	115 · Umpqua ...	28.42
Check	09/15/2020		Braitto's Riviera Foods	Gas @ Ford	130 · Petty Cash	50.00
Check	09/22/2020	1762	Westgate Market		130 · Petty Cash	6.63
Total 541.60 · Mileage Expense						<u>266.14</u>
Total 541.00 · SUPERVISION, LABOR & EXPENSES						<u>266.14</u>
Total TRANSMISSION & DISTRIBUTION						<u>266.14</u>
TOTAL						<u><u>266.14</u></u>

2:55 PM

10/21/20

Accrual Basis

**Buckingham Park Water District
Transaction Detail By Account
September 2020**

Type	Date	Num	Name	Memo	Split	Amount
TRANSMISSION & DISTRIBUTION						
542.00 · MAINTENANCE,STRUCTURES & IMPROV						
542.10 · Outside Services						
Bill	09/13/2020	PO #2...	Clearlake Lava, Inc	Slurry for trench backfill 1995 Westlake Drive	Accounts Paya...	271.34
Bill	09/23/2020	18860...	Granite Construction	PO #2301 - Hot Patch for Hillside Court	Accounts Paya...	33.20
Total 542.10 · Outside Services						304.54
Total 542.00 · MAINTENANCE,STRUCTURES & IMPROV						304.54
Total TRANSMISSION & DISTRIBUTION						304.54
TOTAL						304.54

2:56 PM

10/21/20

Accrual Basis

**Buckingham Park Water District
Transaction Detail By Account
September 2020**

Type	Date	Num	Name	Memo	Split	Amount
TRANSMISSION & DISTRIBUTION						
542.00 · MAINTENANCE,STRUCTURES & IMPROV						
542.40 · Equipment Rental						
Bill	09/22/2020	24642...	Kelseyville Lumber	PO #2303	Accounts Paya...	80.44
Total 542.40 · Equipment Rental						80.44
Total 542.00 · MAINTENANCE,STRUCTURES & IMPROV						80.44
Total TRANSMISSION & DISTRIBUTION						80.44
TOTAL						80.44

2:56 PM

10/21/20

Accrual Basis

**Buckingham Park Water District
Transaction Detail By Account
September 2020**

Type	Date	Num	Name	Memo	Split	Amount
WATER TREATMENT						
531.00 · SUPERVISION, LABOR & EXPENSE						
531.15 · PG&E / Electricity						
Bill	09/17/2020	8/18/2...	PG&E	Water Plant Power	Accounts Paya...	445.96
Total 531.15 · PG&E / Electricity						445.96
Total 531.00 · SUPERVISION, LABOR & EXPENSE						445.96
Total WATER TREATMENT						445.96
TOTAL						445.96

2:57 PM

10/21/20

Accrual Basis

**Buckingham Park Water District
Transaction Detail By Account
September 2020**

Type	Date	Num	Name	Memo	Split	Amount
WATER TREATMENT						
531.00 · SUPERVISION, LABOR & EXPENSE						
531.25 · Chemicals-PostChlor Sodium Hypo						
General Journal	09/30/2020	46937		Expense post-chlor for September 2020 - 173 Gal	531.20 · Chem...	485.85
Total 531.25 · Chemicals-PostChlor Sodium Hypo						<u>485.85</u>
Total 531.00 · SUPERVISION, LABOR & EXPENSE						<u>485.85</u>
Total WATER TREATMENT						<u>485.85</u>
TOTAL						<u><u>485.85</u></u>

2:58 PM

10/21/20

Accrual Basis

**Buckingham Park Water District
Transaction Detail By Account
September 2020**

Type	Date	Num	Name	Memo	Split	Amount
WATER TREATMENT						
531.00 · SUPERVISION, LABOR & EXPENSE						
531.40 · Testing - Lab						
Bill	09/21/2020	00934...	Alpha Analytical Lab...	Treated in plant	Accounts Paya...	120.00
Bill	09/26/2020	17100...	Karola Kennedy		Accounts Paya...	210.00
Total 531.40 · Testing - Lab						330.00
Total 531.00 · SUPERVISION, LABOR & EXPENSE						330.00
Total WATER TREATMENT						330.00
TOTAL						330.00

2:58 PM

10/21/20

Accrual Basis

**Buckingham Park Water District
Transaction Detail By Account
September 2020**

Type	Date	Num	Name	Memo	Split	Amount
WATER TREATMENT						
531.00 · SUPERVISION, LABOR & EXPENSE						
531.60 · CUPA Permit & other permits						
Check	09/21/2020	2255	Lake County Depart...	Encroachment Permit 2390/2395 Eastlake D...	115 · Umpqua ...	200.00
Check	09/24/2020		Lake County Depart...	Encroachment Permit 2390/2395 Eastlake D...	130 · Petty Cash	20.00
Total 531.60 · CUPA Permit & other permits						220.00
Total 531.00 · SUPERVISION, LABOR & EXPENSE						220.00
Total WATER TREATMENT						220.00
TOTAL						220.00

2:59 PM

10/21/20

Accrual Basis

**Buckingham Park Water District
Transaction Detail By Account
September 2020**

Type	Date	Num	Name	Split	Amount
WATER TREATMENT					
531.00 · SUPERVISION, LABOR & EXPENSE					
531.70 · Alarm					
Bill	09/01/2020	6423	High Country Security	Accounts Paya...	96.00
Total 531.70 · Alarm					96.00
Total 531.00 · SUPERVISION, LABOR & EXPENSE					96.00
Total WATER TREATMENT					96.00
TOTAL					96.00

2:59 PM

10/21/20

Accrual Basis

**Buckingham Park Water District
Transaction Detail By Account
September 2020**

Type	Date	Num	Name	Memo	Split	Amount
NON-OPERATING REVENUE						
498.00 · OTHER NON-OPERATING REVENUES						
498.45 · CIP Reserve						
General Journal	09/30/2020	46938	Water Sales	September 2020	200-30 · Utility ...	10,534.00
Total 498.45 · CIP Reserve						10,534.00
Total 498.00 · OTHER NON-OPERATING REVENUES						10,534.00
Total NON-OPERATING REVENUE						10,534.00
TOTAL						10,534.00

Buckingham Park Water District
 Profit & Loss Budget vs. Actual
 July through September 2020

REVENUE LESS THAN 100%

EXPENSES GREATER THAN 125%

VARIANCES/NOTES

	<u>Jul - Sep 20</u>	<u>Budget</u>	<u>\$ Over Budget</u>	<u>% of Budget</u>	
Ordinary Income/Expense					
Income					
411.00 · WATER SALES					
411.10 · Residential	87,561.43	64,149.00	23,412.43	136.5%	
411.20 · Commercial	519.77	1,500.00	-980.23	34.65%	Varies
411.00 · WATER SALES - Other	-362.85	0.00	-362.85	100.0%	
Total 411.00 · WATER SALES	87,718.35	65,649.00	22,069.35	133.62%	
421.00 · WATER SERVICES					
421.30 · Standby or Availability Charges	6,300.00	6,270.00	30.00	100.48%	
421.50 · Other					
421.51 · Residential Base Rate	97,436.50	100,080.51	-2,644.01	97.36%	OK
421.52 · Business Base Rate	861.00	1,336.74	-475.74	64.41%	OK
Total 421.50 · Other	98,297.50	101,417.25	-3,119.75	96.92%	
Total 421.00 · WATER SERVICES	104,597.50	107,687.25	-3,089.75	97.13%	
Total Income	192,315.85	173,336.25	18,979.60	110.95%	
Gross Profit	192,315.85	173,336.25	18,979.60	110.95%	
Expense					
ADMINISTRATIVE & GENERAL					
561.00 · Salaries					
561.10 · Wages	23,833.51	25,445.55	-1,612.04	93.67%	
561.20 · Paid Time Off	5,089.65	3,230.31	1,859.34	157.56%	Varies AM Vacation
561.25 · Sick Pay	670.60	1,877.76	-1,207.16	35.71%	
561.30 · Holiday Pay	1,709.76	1,877.80	-168.04	91.05%	
561.35 · Bereavement	340.32	469.50	-129.18	72.49%	
561.40 · Admin & General O.T. Wages	1,093.61	1,254.93	-161.32	87.15%	
561.45 · Standby Stipend	2,520.00	2,760.00	-240.00	91.3%	
561.50 · Call Back Pay	509.34	427.62	81.72	119.11%	
Total 561.00 · Salaries	35,766.79	37,343.47	-1,576.68	95.78%	
562.00 · OFFICE SUPPLIES & OTHER EXPENSE					
562.10 · PG&E/Utilities	780.37	515.01	265.36	151.53%	Varies
562.15 · Telephone	402.68	600.00	-197.32	67.11%	
562.20 · Internet	389.85	401.76	-11.91	97.04%	
562.25 · Cell Phone	249.89	334.74	-84.85	74.65%	
562.30 · Pest Control	336.00	257.49	78.51	130.49%	OK Past Bill had wrong email
562.40 · Garbage	166.19	128.76	37.43	129.07%	OK green waste to transfer station
562.45 · Alarm	96.00	102.99	-6.99	93.21%	
562.50 · Postage	743.55	772.50	-28.95	96.25%	
562.55 · Office Supplies	1,076.27	772.50	303.77	139.32%	Bulk envelopes

Buckingham Park Water District
Profit & Loss Budget vs. Actual
July through September 2020

REVENUE LESS THAN 100%

EXPENSES GREATER THAN 125%

VARIANCES/NOTES

	Jul - Sep 20	Budget	\$ Over Budget	% of Budget	
562.60 · Copy Equipment & Supplies	1,409.53	1,122.75	286.78	125.54%	Copy paper
562.65 · Office Equipment	90.06	51.51	38.55	174.84%	Web cameras for 3 coputers
562.70 · Dues,Subscriptions, Memberships	1,348.49	978.51	369.98	137.81%	AWWA Membership
562.75 · Lien Filing & Recording Fees	28.00	12.99	15.01	215.55%	Lien Release x2
562.80 · Software License and Support	0.00	592.26	-592.26	0.0%	
562.85 · Bank Service Charges	839.41	875.49	-36.08	95.88%	
Total 562.00 · OFFICE SUPPLIES & OTHER EXPENSE	7,956.29	7,519.26	437.03	105.81%	
563.00 · CONTRACTUAL SERVICES					
563.10 · Auditor	0.00	1,663.50	-1,663.50	0.0%	
563.20 · County Counsel	0.00	515.01	-515.01	0.0%	
563.40 · LAFCO	0.00	347.76	-347.76	0.0%	
563.50 · County of Lake Collection Svcs	0.00	321.99	-321.99	0.0%	
Total 563.00 · CONTRACTUAL SERVICES	0.00	2,848.26	-2,848.26	0.0%	
564.00 · PROPERTY INS.,INJURIES& DAMAGES					
564.10 · Liability Insurance	3,196.56	4,129.50	-932.94	77.41%	
Total 564.00 · PROPERTY INS.,INJURIES& DAMAGES	3,196.56	4,129.50	-932.94	77.41%	
565.00 · EMPLOYEES RETIREMENT & BENEFITS					
565.10 · PERS Medical	7,668.11	7,545.00	123.11	101.63%	
565.20 · PERS/ Pension/ Retirement	1,510.31	7,725.00	-6,214.69	19.55%	
565.30 · Payroll Taxes					
565.31 · FICA (Federal Ins.Contribution)	4,662.77	8,319.22	-3,656.45	56.05%	
565.32 · SUI (State Unemployment Ins)	497.24	542.49	-45.25	91.66%	
Total 565.30 · Payroll Taxes	5,160.01	8,861.71	-3,701.70	58.23%	
565.40 · Workers Comp Insurance	2,954.41	1,766.01	1,188.40	167.29%	Annual Reconciliation Pmnt
Total 565.00 · EMPLOYEES RETIREMENT & BENEFITS	17,292.84	25,897.72	-8,604.88	66.77%	
568.00 · MAINTENANCE - GENERAL PLANT					
568.10 · Supplies	440.96	386.25	54.71	114.16%	
Total 568.00 · MAINTENANCE - GENERAL PLANT	440.96	386.25	54.71	114.16%	
569.00 · OTHER					
569.10 · Employee Uniforms	479.22	77.25	401.97	620.35%	Emplouee's uniforms
569.20 · Seminar/Training Registration	0.00	128.74	-128.74	0.0%	
569.30 · Training-lodging,meals& mileage	0.00	154.50	-154.50	0.0%	
569.40 · Mileage Expense	40.60	25.74	14.86	157.73%	Ok bank deposits
569.45 · Outside Services	376.21	249.99	126.22	150.49%	Ok Updated door hangers
Total 569.00 · OTHER	896.03	636.22	259.81	140.84%	
Total ADMINISTRATIVE & GENERAL	65,549.47	78,760.68	-13,211.21	83.23%	
CUSTOMER ACCOUNTS					
551.00 · SUPERVISION,METER READING&OTHER					

Buckingham Park Water District
Profit & Loss Budget vs. Actual
July through September 2020

REVENUE LESS THAN 100%

EXPENSES GREATER THAN 125%

VARIANCES/NOTES

	Jul - Sep 20	Budget	\$ Over Budget	% of Budget	
551.10 · Wages	1,410.01	993.24	416.77	141.96%	Varies
Total 551.00 · SUPERVISION,METER READING&OTHER	1,410.01	993.24	416.77	141.96%	
Total CUSTOMER ACCOUNTS	1,410.01	993.24	416.77	141.96%	
PUMPING					
521.00 · SUPERVISION, LABOR & EXPENSE					
521.10 · Wages	0.00	66.24	-66.24	0.0%	
521.20 · PG&E / Electricity	4,611.56	4,506.24	105.32	102.34%	
Total 521.00 · SUPERVISION, LABOR & EXPENSE	4,611.56	4,572.48	39.08	100.86%	
522.00 · MAINTENANCE,STRUCTURES & IMPROV					
522.20 · Supplies	0.00	25.74	-25.74	0.0%	
Total 522.00 · MAINTENANCE,STRUCTURES & IMPROV	0.00	25.74	-25.74	0.0%	
Total PUMPING	4,611.56	4,598.22	13.34	100.29%	
SOURCE OF SUPPLY					
511.00 · SUPERVISION, LABOR & EXPENSES					
511.10 · Wages	0.00	66.24	-66.24	0.0%	
511.20 · PG&E / Electricity	1,683.59	1,545.00	138.59	108.97%	
512.40 · Testing	1,126.00	1,374.99	-248.99	81.89%	
Total 511.00 · SUPERVISION, LABOR & EXPENSES	2,809.59	2,986.23	-176.64	94.09%	
512.00 · MAINTENANCE/STRUCTURES & IMPROV					
512.20 · Supplies	0.00	25.74	-25.74	0.0%	
Total 512.00 · MAINTENANCE/STRUCTURES & IMPROV	0.00	25.74	-25.74	0.0%	
Total SOURCE OF SUPPLY	2,809.59	3,011.97	-202.38	93.28%	
TRANSMISSION & DISTRIBUTION					
541.00 · SUPERVISION, LABOR & EXPENSES					
541.10 · Wages	6,207.01	4,734.69	1,472.32	131.1%	Varies- more leake than nrmal
541.20 · PG&E / Electricity	781.63	1,287.51	-505.88	60.71%	
541.40 · Safety & Security	562.07	128.76	433.31	436.53%	Online flagger corse /FEMA badges
541.50 · State Water Board Licensing	0.00	386.25	-386.25	0.0%	
541.60 · Mileage Expense	436.22	618.00	-181.78	70.59%	
541.70 · Testing	665.00	695.25	-30.25	95.65%	
541.75 · Propane	-2,423.19	51.51	-2,474.70	-4,704.31%	
Total 541.00 · SUPERVISION, LABOR & EXPENSES	6,228.74	7,901.97	-1,673.23	78.83%	
542.00 · MAINTENANCE,STRUCTURES & IMPROV					
542.50 · Maintenance Projects	6,323.76	0.00	6,323.76	100.0%	
542.10 · Outside Services	304.54	128.76	175.78	236.52%	Slurry for leak repairs
542.20 · Supplies	129.52	51.51	78.01	251.45%	Aeration pump repairs
542.30 · Tools	0.00	463.50	-463.50	0.0%	

Buckingham Park Water District
 Profit & Loss Budget vs. Actual
 July through September 2020

REVENUE LESS THAN 100%

EXPENSES GREATER THAN 125%

VARIANCES/NOTES

	<u>Jul - Sep 20</u>	<u>Budget</u>	<u>\$ Over Budget</u>	<u>% of Budget</u>	
542.40 · Equipment Rental	80.44	77.25	3.19	104.13%	
Total 542.00 · MAINTENANCE,STRUCTURES & IMPROV	6,838.26	721.02	6,117.24	948.42%	
Total TRANSMISSION & DISTRIBUTION	13,067.00	8,622.99	4,444.01	151.54%	
WATER TREATMENT					
531.00 · SUPERVISION, LABOR & EXPENSE					
531.10 · Wages	17,508.81	19,534.62	-2,025.81	89.63%	
531.15 · PG&E / Electricity	878.39	772.50	105.89	113.71%	
531.20 · Chemicals-PreChlor Sodium Hypo	1,100.84	1,184.49	-83.65	92.94%	
531.25 · Chemicals-PostChlor Sodium Hypo	1,364.35	515.01	849.34	264.92%	Varies- Higher than normal demand
531.30 · Chemicals - Coagulent	2,915.21	2,574.99	340.22	113.21%	
531.35 · Chemicals - Coagulent Aid	0.00	154.50	-154.50	0.0%	
531.40 · Testing - Lab	660.00	566.49	93.51	116.51%	
531.45 · In Plant Test	477.79	515.01	-37.22	92.77%	
531.55 · State Water Board Licensing	90.00	386.25	-296.25	23.3%	
531.60 · CUPA Permit & other permits	220.00	334.74	-114.74	65.72%	
531.70 · Alarm	96.00	77.25	18.75	124.27%	
531.75 · Propane	0.00	51.51	-51.51	0.0%	
Total 531.00 · SUPERVISION, LABOR & EXPENSE	25,311.39	26,667.36	-1,355.97	94.92%	
532.00 · MAINTENANCE,STRUCTURES & IMPROV					
532.10 · Outside Services	323.77	128.76	195.01	251.45%	OK annual fire extinguisher recharge
532.20 · Supplies	534.22	386.25	147.97	138.31%	Eyewash station repair/New float switch
532.30 · Tools	0.00	154.50	-154.50	0.0%	
532.40 · Equipment Rental	0.00	257.49	-257.49	0.0%	
Total 532.00 · MAINTENANCE,STRUCTURES & IMPROV	857.99	927.00	-69.01	92.56%	
Total WATER TREATMENT	26,169.38	27,594.36	-1,424.98	94.84%	
Total Expense	113,617.01	123,581.46	-9,964.45	91.94%	
Net Ordinary Income	78,698.84	49,754.79	28,944.05	158.17%	
Other Income/Expense					
Other Income					
NON-OPERATING REVENUE					
492.00 · INTEREST REVENUE					
492.20 · Bank/Investment Interest Receiv	3,015.47	1,250.01	1,765.46	241.24%	
492.00 · INTEREST REVENUE - Other	1.63	0.00	1.63	100.0%	
Total 492.00 · INTEREST REVENUE	3,017.10	1,250.01	1,767.09	241.37%	
498.00 · OTHER NON-OPERATING REVENUES					
498.10 · LATE FEES & PENALTIES					
Standby Late Penalty	16.83	0.00	16.83	100.0%	
Total 498.10 · LATE FEES & PENALTIES	16.83	0.00	16.83	100.0%	

Buckingham Park Water District
 Profit & Loss Budget vs. Actual
 July through September 2020

REVENUE LESS THAN 100%

EXPENSES GREATER THAN 125%

VARIANCES/NOTES

	<u>Jul - Sep 20</u>	<u>Budget</u>	<u>\$ Over Budget</u>	<u>% of Budget</u>
498.15 · Resumption of Service Fee	625.00	0.00	625.00	100.0%
498.20 · Application Processing Fee	3,450.00	0.00	3,450.00	100.0%
498.25 · Liens	400.00	0.00	400.00	100.0%
498.30 · Returned Check Charge	35.00	0.00	35.00	100.0%
498.35 · Certified/Registered Mail Fee	35.00	0.00	35.00	100.0%
498.45 · CIP Reserve	31,510.00	32,543.25	-1,033.25	96.83% OK
498.50 · Copy Charges	-10.00			
Total 498.00 · OTHER NON-OPERATING REVENUES	<u>36,061.83</u>	<u>32,543.25</u>	<u>3,518.58</u>	<u>110.81%</u>
Total NON-OPERATING REVENUE	<u>39,078.93</u>	<u>33,793.26</u>	<u>5,285.67</u>	<u>115.64%</u>
Total Other Income	39,078.93	33,793.26	5,285.67	115.64%
Other Expense				
590.00 · CAPITAL EXPENSES & MAJOR MAINT				
590.10 · SMALL CAPITAL PROJECTS	345.00	0.00	345.00	100.0%
Total 590.00 · CAPITAL EXPENSES & MAJOR MAINT	<u>345.00</u>	<u>0.00</u>	<u>345.00</u>	<u>100.0%</u>
Total Other Expense	<u>345.00</u>	<u>0.00</u>	<u>345.00</u>	<u>100.0%</u>
Net Other Income	<u>38,733.93</u>	<u>33,793.26</u>	<u>4,940.67</u>	<u>114.62%</u>
Net Income	<u>117,432.77</u>	<u>83,548.05</u>	<u>33,884.72</u>	<u>140.56%</u>

2:20 PM

10/21/20

Accrual Basis

Buckingham Park Water District
Transaction Detail By Account
 July through September 2020

Type	Date	Num	Name	Memo	Split	Amount
411.00 · WATER SALES						
411.20 · Commercial						
General Journal	07/31/2020	46906	Water Sales	July 2020	200-30 · Utility ...	55.87
General Journal	08/31/2020	46919	Water Sales	August 2020	200-30 · Utility ...	273.85
General Journal	09/30/2020	46938	Water Sales	September 2020	200-30 · Utility ...	273.85
Total 411.20 · Commercial						603.57
Total 411.00 · WATER SALES						603.57
TOTAL						603.57

2:21 PM

10/21/20

Accrual Basis

Buckingham Park Water District
Transaction Detail By Account
 July through September 2020

Type	Date	Num	Name	Memo	Split	Amount
421.00 · WATER SERVICES						
421.50 · Other						
421.51 · Residential Base Rate						
General Journal	07/31/2020	46906	Water Sales	July 2020	200-30 · Utility ...	32,574.50
General Journal	08/31/2020	46919	Water Sales	August 2020	200-30 · Utility ...	32,431.00
General Journal	09/30/2020	46938	Water Sales	September 2020	200-30 · Utility ...	32,574.50
Total 421.51 · Residential Base Rate						97,580.00
Total 421.50 · Other						97,580.00
Total 421.00 · WATER SERVICES						97,580.00
TOTAL						97,580.00

2:23 PM

10/21/20

Accrual Basis

**Buckingham Park Water District
Transaction Detail By Account
July through September 2020**

Type	Date	Num	Name	Memo	Class	Clr	Split	Amount
421.00 · WATER SERVICES								
421.50 · Other								
421.52 · Business Base Rate								
General Journal	07/31/2020	46906	Water Sales	July 2020			200-30 · Utility ...	287.00
General Journal	08/31/2020	46919	Water Sales	August 2020			200-30 · Utility ...	287.00
General Journal	09/30/2020	46938	Water Sales	September 20...			200-30 · Utility ...	287.00
Total 421.52 · Business Base Rate								861.00
Total 421.50 · Other								861.00
Total 421.00 · WATER SERVICES								861.00
TOTAL								861.00

2:24 PM

10/21/20

Accrual Basis

**Buckingham Park Water District
Transaction Detail By Account
July through September 2020**

Type	Date	Num	Name	Memo	Split	Amount
ADMINISTRATIVE & GENERAL						
561.00 · Salaries						
561.20 · Paid Time Off						
Paycheck	07/09/2020	Direct ...	William A Rae		115 · Umpqua ...	62.85
Paycheck	07/23/2020	ACH	Ahimsah O Wonderwheel		115 · Umpqua ...	100.80
Paycheck	07/23/2020	ACH	William A Rae		115 · Umpqua ...	838.00
Paycheck	08/07/2020	2162	Ahimsah O Wonderwheel		115 · Umpqua ...	537.60
Paycheck	08/07/2020	2163	Alan Mitchell		115 · Umpqua ...	1,632.40
Paycheck	08/20/2020	2183	Ahimsah O Wonderwheel		115 · Umpqua ...	33.60
Paycheck	09/03/2020	ACH	Ahimsah O Wonderwheel		115 · Umpqua ...	100.80
Paycheck	09/03/2020	2211	Alan Mitchell		115 · Umpqua ...	1,632.40
Paycheck	09/18/2020	ACH	Ahimsah O Wonderwheel		115 · Umpqua ...	151.20
Total 561.20 · Paid Time Off						5,089.65
Total 561.00 · Salaries						5,089.65
Total ADMINISTRATIVE & GENERAL						5,089.65
TOTAL						5,089.65

2:25 PM

10/21/20

Accrual Basis

**Buckingham Park Water District
Transaction Detail By Account
July through September 2020**

Type	Date	Num	Name	Memo	Split	Amount
ADMINISTRATIVE & GENERAL						
562.00 · OFFICE SUPPLIES & OTHER EXPENSE						
562.10 · PG&E/Utilities						
Bill	07/17/2020	6/18/2...	PG&E	Plant Office/ 6/18/20-7/16/20	Accounts Paya...	72.08
Bill	07/17/2020	6/18/2...	PG&E	Office Power / 6/18/20-7/16/20	Accounts Paya...	203.87
Bill	08/25/2020	7/17/2...	PG&E	Office Power 7/17/20-8/17/20	Accounts Paya...	252.58
Bill	09/17/2020	8/18/2...	PG&E	Plant Office Power	Accounts Paya...	74.33
Bill	09/17/2020	08/18/...	PG&E	Office Power	Accounts Paya...	177.51
Total 562.10 · PG&E/Utilities						<u>780.37</u>
Total 562.00 · OFFICE SUPPLIES & OTHER EXPENSE						<u>780.37</u>
Total ADMINISTRATIVE & GENERAL						<u>780.37</u>
TOTAL						<u><u>780.37</u></u>

2:26 PM

10/21/20

Accrual Basis

Buckingham Park Water District
Transaction Detail By Account
 July through September 2020

Type	Date	Num	Name	Memo	Split	Amount
ADMINISTRATIVE & GENERAL						
562.00 · OFFICE SUPPLIES & OTHER EXPENSE						
562.30 · Pest Control						
Bill	07/24/2020	70906	California Exterminators Alliance		Accounts Paya...	84.00
Bill	09/24/2020	70908	California Exterminators Alliance		Accounts Paya...	84.00
Bill	09/28/2020	74563	California Exterminators Alliance		Accounts Paya...	84.00
Bill	09/28/2020	74561	California Exterminators Alliance		Accounts Paya...	84.00
Total 562.30 · Pest Control						336.00
Total 562.00 · OFFICE SUPPLIES & OTHER EXPENSE						336.00
Total ADMINISTRATIVE & GENERAL						336.00
TOTAL						336.00

2:27 PM

10/21/20

Accrual Basis

**Buckingham Park Water District
Transaction Detail By Account
July through September 2020**

Type	Date	Num	Name	Memo	Split	Amount
ADMINISTRATIVE & GENERAL						
562.00 · OFFICE SUPPLIES & OTHER EXPENSE						
562.40 · Garbage						
General Journal	07/01/2020	46895		Lake County Waste Sol. 2020	300-40 · Prepa...	31.00
Bill	07/01/2020	43508	Lake County Waste ...	July 2020	Accounts Paya...	26.08
General Journal	08/01/2020	46905		Lake County Waste Sol. 2020	300-40 · Prepa...	31.00
Bill	08/04/2020	482024	Lake County Waste ...	PO #2286 Greenwaste	Accounts Paya...	19.63
Bill	08/04/2020	04-00...	East Lake Landfill	Drying bed waste dump fee	Accounts Paya...	732.36
General Journal	08/04/2020	46935		recode to correct acct (Eastlake Landfill)	542.50 · Maint...	-732.36
Bill	08/11/2020	484128	Lake County Waste ...	Ticket #484128	Accounts Paya...	11.78
General Journal	09/01/2020	46918		Lake County Waste Sol. 2020	300-40 · Prepa...	31.00
Bill	09/01/2020	487899	Lake County Waste ...	Green Waste from Tree in front of office	Accounts Paya...	15.70
Total 562.40 · Garbage						166.19
Total 562.00 · OFFICE SUPPLIES & OTHER EXPENSE						166.19
Total ADMINISTRATIVE & GENERAL						166.19
TOTAL						166.19

2:28 PM

10/21/20

Accrual Basis

**Buckingham Park Water District
Transaction Detail By Account
July through September 2020**

Type	Date	Num	Name	Memo	Split	Amount
ADMINISTRATIVE & GENERAL						
562.00 · OFFICE SUPPLIES & OTHER EXPENSE						
562.55 · Office Supplies						
Bill	07/02/2020	82952...	Quill	Red pens, AAA Batteries, Can Air, Electric Pencil Sharpener	Accounts Paya...	101.58
Bill	07/02/2020	82944...	Quill	5x8 pads for plant	Accounts Paya...	50.77
Bill	07/13/2020	85443...	Quill	Binders, Bankers Boxes, File Folders, Jan-Dec index dividers	Accounts Paya...	357.23
Check	07/22/2020	2160	Ahimsah Wonderwh...	Alarm Battery - Amazon	115 · Umpqua ...	19.42
Bill	07/27/2020	90800...	Quill	9080024	Accounts Paya...	143.97
Bill	08/04/2020	87184...	Quill	BPWD Window Envelopes	Accounts Paya...	383.37
Bill	08/04/2020	24223...	Kelseyville Lumber		Accounts Paya...	5.14
Bill	08/05/2020	92835...	Quill	Inv 9283543	Accounts Paya...	14.79
Total 562.55 · Office Supplies						<u>1,076.27</u>
Total 562.00 · OFFICE SUPPLIES & OTHER EXPENSE						<u>1,076.27</u>
Total ADMINISTRATIVE & GENERAL						<u>1,076.27</u>
TOTAL						<u><u>1,076.27</u></u>

2:28 PM

10/21/20

Accrual Basis

**Buckingham Park Water District
Transaction Detail By Account
July through September 2020**

Type	Date	Num	Name	Memo	Split	Amount
ADMINISTRATIVE & GENERAL						
562.00 · OFFICE SUPPLIES & OTHER EXPENSE						
562.60 · Copy Equipment & Supplies						
Bill	07/21/2020		Great America Fina...	Inv. # 27294172 cust# 015-1004298-...	Accounts Paya...	394.03
Bill	08/04/2020		Great America Fina...		Accounts Paya...	394.03
Bill	09/09/2020	10305...	Quill	Pink & white copy paper, Steno note ...	Accounts Paya...	197.42
Bill	09/14/2020	10440...	Quill	Blue copy paper	Accounts Paya...	30.02
Bill	09/23/2020	27862...	Great America Fina...		Accounts Paya...	394.03
Total 562.60 · Copy Equipment & Supplies						<u>1,409.53</u>
Total 562.00 · OFFICE SUPPLIES & OTHER EXPENSE						<u>1,409.53</u>
Total ADMINISTRATIVE & GENERAL						<u>1,409.53</u>
TOTAL						<u><u>1,409.53</u></u>

2:29 PM

10/21/20

Accrual Basis

**Buckingham Park Water District
Transaction Detail By Account
July through September 2020**

Type	Date	Num	Name	Memo	Split	Amount
ADMINISTRATIVE & GENERAL						
562.00 · OFFICE SUPPLIES & OTHER EXPENSE						
562.65 · Office Equipment						
Check	09/15/2020	2249	Ahimsah Wonderwh...	Web Cams w/Microphones	115 · Umpqua ...	90.06
Total 562.65 · Office Equipment						90.06
Total 562.00 · OFFICE SUPPLIES & OTHER EXPENSE						90.06
Total ADMINISTRATIVE & GENERAL						90.06
TOTAL						90.06

2:29 PM

10/21/20

Accrual Basis

**Buckingham Park Water District
Transaction Detail By Account
July through September 2020**

Type	Date	Num	Name	Memo	Split	Amount
ADMINISTRATIVE & GENERAL						
562.00 · OFFICE SUPPLIES & OTHER EXPENSE						
562.70 · Dues,Subscriptions, Memberships						
General Journal	07/01/2020	46894		CSDA- 2020 Membership Dues (\$1,734/12 mos)	300-40 · Prepa...	144.50
Bill	07/06/2020	10000...	CALPERS	SSA 218 - Annual Fee	Accounts Paya...	200.00
Bill	07/08/2020	1-851...	Fred Pryor / Career ...	Transfer Fee from Jill to Lori	Accounts Paya...	50.00
Bill	07/10/2020	70018...	American Water Wo...	Ahimsah membership term 10/01/20 - 09/30/21	Accounts Paya...	445.00
General Journal	08/01/2020	46904		CSDA- 2020 Membership Dues (\$1,734/12 mos)	300-40 · Prepa...	144.50
Bill	08/04/2020	20201...	USA North 811		Accounts Paya...	150.00
Bill	08/04/2020	Will Rae	Wine Country Water...	Will Rae Year Membership	Accounts Paya...	30.00
Bill	08/04/2020	45698...	Northern Tool + Equ...	Yearly Advant	Accounts Paya...	39.99
General Journal	09/01/2020	46917		CSDA- 2020 Membership Dues (\$1,734/12 mos)	300-40 · Prepa...	144.50
Total 562.70 · Dues,Subscriptions, Memberships						1,348.49
Total 562.00 · OFFICE SUPPLIES & OTHER EXPENSE						1,348.49
Total ADMINISTRATIVE & GENERAL						1,348.49
TOTAL						1,348.49

2:30 PM

10/21/20

Accrual Basis

**Buckingham Park Water District
Transaction Detail By Account
July through September 2020**

Type	Date	Num	Name	Memo	Split	Amount
ADMINISTRATIVE & GENERAL						
562.00 · OFFICE SUPPLIES & OTHER EXPENSE						
562.75 · Lien Filing & Recording Fees						
Check	07/06/2020	Cash	Lake County Recorder	Lien Release Libby x2	130 · Petty Cash	28.00
Total 562.75 · Lien Filing & Recording Fees						28.00
Total 562.00 · OFFICE SUPPLIES & OTHER EXPENSE						28.00
Total ADMINISTRATIVE & GENERAL						28.00
TOTAL						28.00

2:32 PM

10/21/20

Accrual Basis

**Buckingham Park Water District
Transaction Detail By Account
July through September 2020**

Type	Date	Num	Name	Memo	Split	Amount
ADMINISTRATIVE & GENERAL						
565.00 · EMPLOYEES RETIREMENT & BENEFITS						
565.40 · Workers Comp Insurance						
General Journal	07/01/2020	46899	Special District Risk ...	SDRMA Workers Comp 19/20 (Inv #65929)	300-30 · Prepa...	635.48
Paycheck	07/23/2020	ACH	William A Rae		115 · Umpqua ...	15.11
General Journal	07/23/2020	46926	State Compensation...	Workers comp code entered in payroll in error 7/23/20	Workers Comp...	-15.11
General Journal	08/01/2020	46907	Special District Risk ...	SDRMA Workers Comp 19/20 (Inv #65929)	300-30 · Prepa...	635.48
Bill	08/14/2020	68962	Special District Risk ...	Annual WOrkers Comp	Accounts Paya...	1,047.97
General Journal	09/01/2020	46932	Special District Risk ...	SDRMA Workers Comp 19/20 (Inv #65929)	300-30 · Prepa...	635.48
Total 565.40 · Workers Comp Insurance						<u>2,954.41</u>
Total 565.00 · EMPLOYEES RETIREMENT & BENEFITS						<u>2,954.41</u>
Total ADMINISTRATIVE & GENERAL						<u>2,954.41</u>
TOTAL						<u><u>2,954.41</u></u>

2:34 PM

10/21/20

Accrual Basis

**Buckingham Park Water District
Transaction Detail By Account
July through September 2020**

Type	Date	Num	Name	Memo	Split	Amount
ADMINISTRATIVE & GENERAL						
569.00 · OTHER						
569.10 · Employee Uniforms						
Bill	09/11/2020	25845	KonocTees	Employee shirts	Accounts Paya...	467.43
Bill	09/30/2020	PO #2...	Kelseyville Lumber	Flagger vest for LG	Accounts Paya...	11.79
Total 569.10 · Employee Uniforms						479.22
Total 569.00 · OTHER						479.22
Total ADMINISTRATIVE & GENERAL						479.22
TOTAL						479.22

2:35 PM

10/21/20

Accrual Basis

**Buckingham Park Water District
Transaction Detail By Account
July through September 2020**

Type	Date	Num	Name	Memo	Split	Amount
ADMINISTRATIVE & GENERAL						
569.00 · OTHER						
569.40 · Mileage Expense						
Check	07/22/2020	2160	Ahimsah Wonderwh...	Bank Deposits and Post Office 70 miles X ...	115 · Umpqua ...	40.60
Total 569.40 · Mileage Expense						40.60
Total 569.00 · OTHER						40.60
Total ADMINISTRATIVE & GENERAL						40.60
TOTAL						40.60

2:35 PM

10/21/20

Accrual Basis

**Buckingham Park Water District
Transaction Detail By Account
July through September 2020**

Type	Date	Num	Name	Memo	Split	Amount
ADMINISTRATIVE & GENERAL						
569.00 · OTHER						
569.45 · Outside Services						
Check	07/02/2020		Sophie Koot - Notary	Two Lien Releases for Libby	130 · Petty Cash	30.00
Check	07/23/2020		Sophie Koot - Notary	for Lien of 044-110-000 - 3011 Buckingham ...	130 · Petty Cash	15.00
Check	07/28/2020		Sophie Koot - Notary	Lien for 044-251-03 / Francis and Sharon An...	130 · Petty Cash	15.00
Bill	09/11/2020	489532	Lake County Waste ...		Accounts Paya...	23.00
Bill	09/21/2020	2206	Middletown Copy & ...	Updated Door Hangers	Accounts Paya...	284.21
Bill	09/24/2020	491856	Lake County Waste ...	PO #2301 - Oak brnaches from tank site 2	Accounts Paya...	9.00
Total 569.45 · Outside Services						<u>376.21</u>
Total 569.00 · OTHER						<u>376.21</u>
Total ADMINISTRATIVE & GENERAL						<u>376.21</u>
TOTAL						<u><u>376.21</u></u>

2:36 PM

10/21/20

Accrual Basis

**Buckingham Park Water District
Transaction Detail By Account
July through September 2020**

Type	Date	Num	Name	Split	Amount
CUSTOMER ACCOUNTS					
551.00 · SUPERVISION,METER READING&OTHER					
551.10 · Wages					
Paycheck	07/09/2020	2123	Alan Mitchell	115 · Umpqua ...	326.48
Paycheck	07/09/2020	Direct Depo	William A Rae	115 · Umpqua ...	178.08
Paycheck	08/07/2020	2163	Alan Mitchell	115 · Umpqua ...	326.48
Paycheck	08/07/2020	2166	William A Rae	115 · Umpqua ...	188.55
Paycheck	09/03/2020	2211	Alan Mitchell	115 · Umpqua ...	285.67
Paycheck	09/03/2020	ACH	William A Rae	115 · Umpqua ...	104.75
Total 551.10 · Wages					<u>1,410.01</u>
Total 551.00 · SUPERVISION,METER READING&OTHER					<u>1,410.01</u>
Total CUSTOMER ACCOUNTS					<u>1,410.01</u>
TOTAL					<u><u>1,410.01</u></u>

2:37 PM

10/21/20

Accrual Basis

**Buckingham Park Water District
Transaction Detail By Account
July through September 2020**

Type	Date	Num	Name	Memo	Split	Amount
TRANSMISSION & DISTRIBUTION						
541.00 · SUPERVISION, LABOR & EXPENSES						
541.10 · Wages						
Paycheck	07/09/2020	2123	Alan Mitchell		115 · Umpqua ...	122.43
Paycheck	07/09/2020	2123	Alan Mitchell		115 · Umpqua ...	163.24
Paycheck	07/09/2020	Direct ...	William A Rae		115 · Umpqua ...	481.85
Paycheck	07/23/2020	ACH	Ahimsah O Wonder...		115 · Umpqua ...	84.00
Paycheck	07/23/2020	2140	Alan Mitchell		115 · Umpqua ...	346.89
Paycheck	07/23/2020	ACH	William A Rae		115 · Umpqua ...	41.90
Paycheck	07/23/2020	ACH	William A Rae		115 · Umpqua ...	419.00
Invoice	07/23/2020	2	Water Sales	Bulk Water Sale ...	200-80 · Cal O...	-58.73
Paycheck	08/07/2020	2163	Alan Mitchell		115 · Umpqua ...	163.24
Paycheck	08/07/2020	2166	William A Rae		115 · Umpqua ...	523.75
Paycheck	08/07/2020	2166	William A Rae		115 · Umpqua ...	86.43
Paycheck	08/20/2020	2183	Ahimsah O Wonder...		115 · Umpqua ...	50.40
Paycheck	08/20/2020	2183	Ahimsah O Wonder...		115 · Umpqua ...	33.60
Paycheck	08/20/2020	2184	Alan Mitchell		115 · Umpqua ...	326.48
Paycheck	08/20/2020	2187	William A Rae	VOID:	115 · Umpqua ...	0.00
Paycheck	08/20/2020	2187	William A Rae	VOID:	115 · Umpqua ...	0.00
Paycheck	08/20/2020	2191	William A Rae		115 · Umpqua ...	728.01
Paycheck	08/20/2020	2191	William A Rae		115 · Umpqua ...	7.86
Paycheck	09/03/2020	2211	Alan Mitchell		115 · Umpqua ...	530.53
Paycheck	09/03/2020	ACH	William A Rae		115 · Umpqua ...	628.50
Paycheck	09/03/2020	ACH	William A Rae		115 · Umpqua ...	62.86
Paycheck	09/18/2020	2235	Alan Mitchell		115 · Umpqua ...	652.96
Paycheck	09/18/2020	ACH	William A Rae		115 · Umpqua ...	811.81
Total 541.10 · Wages						6,207.01
Total 541.00 · SUPERVISION, LABOR & EXPENSES						6,207.01
Total TRANSMISSION & DISTRIBUTION						6,207.01
TOTAL						6,207.01

2:38 PM

10/21/20

Accrual Basis

**Buckingham Park Water District
Transaction Detail By Account
July through September 2020**

Type	Date	Num	Name	Memo	Split	Amount
TRANSMISSION & DISTRIBUTION						
541.00 · SUPERVISION, LABOR & EXPENSES						
541.40 · Safety & Security						
Bill	07/10/2020	2185	Middletown Copy & ...	Lori's Name Badge and Magnets	Accounts Paya...	122.27
Bill	08/28/2020	2195	Middletown Copy & ...	Name Badges for Alan, Ahimsah & Will also Door Magnets for ...	Accounts Paya...	159.80
Check	09/15/2020	2249	Ahimsah Wonderwh...	Online Flagger Course	115 · Umpqua ...	280.00
Total 541.40 · Safety & Security						562.07
Total 541.00 · SUPERVISION, LABOR & EXPENSES						562.07
Total TRANSMISSION & DISTRIBUTION						562.07
TOTAL						562.07

2:39 PM
 10/21/20
 Accrual Basis

**Buckingham Park Water District
 Transaction Detail By Account
 July through September 2020**

Type	Date	Num	Name	Memo	Split	Amount
TRANSMISSION & DISTRIBUTION						
542.00 · MAINTENANCE,STRUCTURES & IMPROV						
542.10 · Outside Services						
Bill	09/13/2020	PO #2...	Clearlake Lava, Inc	Slurry for trench backfill 1995 Westlake Drive	Accounts Paya...	271.34
Bill	09/23/2020	18860...	Granite Construction	PO #2301 - Hot Patch for Hillside Court	Accounts Paya...	33.20
						<u>304.54</u>
Total 542.10 · Outside Services						<u>304.54</u>
Total 542.00 · MAINTENANCE,STRUCTURES & IMPROV						<u>304.54</u>
Total TRANSMISSION & DISTRIBUTION						<u><u>304.54</u></u>
TOTAL						

2:39 PM

10/21/20

Accrual Basis

**Buckingham Park Water District
Transaction Detail By Account
July through September 2020**

Type	Date	Num	Name	Memo	Split	Amount
TRANSMISSION & DISTRIBUTION						
542.00 · MAINTENANCE,STRUCTURES & IMPROV						
542.20 · Supplies						
Bill	08/11/2020	12211...	Kelseyville Lumber	PO # 2291 Aeration Pump Repair Parts	Accounts Paya...	87.32
Bill	08/18/2020	PO 22...	Kelseyville Lumber	60# Asphalt Patch	Accounts Paya...	42.20
Total 542.20 · Supplies						129.52
Total 542.00 · MAINTENANCE,STRUCTURES & IMPROV						129.52
Total TRANSMISSION & DISTRIBUTION						129.52
TOTAL						129.52

2:40 PM

10/21/20

Accrual Basis

Buckingham Park Water District
Transaction Detail By Account
 July through September 2020

Type	Date	Num	Memo	Split	Amount
WATER TREATMENT					
531.00 · SUPERVISION, LABOR & EXPENSE					
531.25 · Chemicals-PostChlor Sodium Hypo					
General Journal	07/31/2020	46910	Expense post-chlor for July 2020 - 144.8 Gal	531.20 · Chem...	363.45
General Journal	08/31/2020	46922	Expense post-chlor for August 2020 - 205 Gal	531.20 · Chem...	515.05
General Journal	09/30/2020	46937	Expense post-chlor for September 2020 - 173 Gal	531.20 · Chem...	485.85
Total 531.25 · Chemicals-PostChlor Sodium Hypo					1,364.35
Total 531.00 · SUPERVISION, LABOR & EXPENSE					1,364.35
Total WATER TREATMENT					1,364.35
TOTAL					1,364.35

2:41 PM

10/21/20

Accrual Basis

**Buckingham Park Water District
Transaction Detail By Account
July through September 2020**

Type	Date	Num	Name	Memo	Split	Amount
WATER TREATMENT						
532.00 · MAINTENANCE,STRUCTURES & IMPROV						
532.10 · Outside Services						
Bill	08/04/2020	446590	Eureka Oxygen Co.	Yearly Service on Extinguishers	Accounts Paya...	323.77
Total 532.10 · Outside Services						<u>323.77</u>
Total 532.00 · MAINTENANCE,STRUCTURES & IMPROV						<u>323.77</u>
Total WATER TREATMENT						<u>323.77</u>
TOTAL						<u><u>323.77</u></u>

2:42 PM

10/21/20

Accrual Basis

**Buckingham Park Water District
Transaction Detail By Account
July through September 2020**

Type	Date	Num	Name	Memo	Split	Amount
WATER TREATMENT						
532.00 · MAINTENANCE,STRUCTURES & IMPROV						
532.20 · Supplies						
Bill	07/02/2020	285148	USA Bluebook	PO #2277, avacado Style Flow Switches	Accounts Paya...	144.19
Bill	07/10/2020	PO #2...	Mendo Mill Home C...	PO #2280, Distilled Water	Accounts Paya...	19.51
Check	07/22/2020	2160	Ahimsah Wonderwh...	Alarm Battery - Amazon	115 · Umpqua ...	23.49
Check	07/22/2020	2160	Ahimsah Wonderwh...	Alarm Battery - Amazon	115 · Umpqua ...	24.66
Bill	08/04/2020	68421...	Autozone		Accounts Paya...	26.56
Bill	08/04/2020	24103...	Kelseyville Lumber	Tie down hardware for Propane Tank	Accounts Paya...	107.17
Bill	08/04/2020	24166...	Kelseyville Lumber		Accounts Paya...	16.08
Bill	08/19/2020	PO 22...	Grainger	PO #2294 Waste Receptor for cracked eye wash station	Accounts Paya...	172.56
Total 532.20 · Supplies						534.22
Total 532.00 · MAINTENANCE,STRUCTURES & IMPROV						534.22
Total WATER TREATMENT						534.22
TOTAL						534.22

2:42 PM

10/21/20

Accrual Basis

Buckingham Park Water District
Transaction Detail By Account
 July through September 2020

Type	Date	Num	Name	Memo	Split	Amount
NON-OPERATING REVENUE						
498.00 · OTHER NON-OPERATING REVENUES						
498.45 · CIP Reserve						
General Journal	07/31/2020	46906	Water Sales	July 2020	200-30 · Utility ...	10,534.00
General Journal	08/31/2020	46919	Water Sales	August 2020	200-30 · Utility ...	10,488.00
General Journal	09/30/2020	46938	Water Sales	September 2020	200-30 · Utility ...	10,534.00
Total 498.45 · CIP Reserve						31,556.00
Total 498.00 · OTHER NON-OPERATING REVENUES						31,556.00
Total NON-OPERATING REVENUE						31,556.00
TOTAL						31,556.00

10:23 AM
10/23/20
Accrual Basis

Buckingham Park Water District
Balance Sheet
As of September 30, 2020

	Sep 30, 20
ASSETS	
Current Assets	
Checking/Savings	
125 · Umpqua Bank - 6156 (USDA pmnts)	55,517.41
110 · Umpqua Bank - 7106	-3,000.10
115 · Umpqua Bank- 1586	74,484.58
120 · LAIF	899,408.80
130 · Petty Cash	200.00
Total Checking/Savings	1,026,610.69
Accounts Receivable	
200 · Accounts Receivable	
200-80 · Cal OES Grant Reimbursement	58.73
200-20 · Delinquent Accounts Receivable	708.65
200-30 · Utility Billing Receivable	25,698.85
200.10 · Accounts Receivable - Other	622.13
200 · Accounts Receivable - Other	-125.00
Total 200 · Accounts Receivable	26,963.36
Total Accounts Receivable	26,963.36
Other Current Assets	
300 · Prepaid Expenses	
300-35 · Prepaid Insurance-Liability	14,386.98
300-10 · Prepaid Chemicals	
300-101 · Prepaid Coagulant	8,961.37
300-105 · Prepaid Coagulant Aid	-350.86
300-200 · PrePaid Chlor Disinfectant	1,907.47
300-10 · Prepaid Chemicals - Other	79.56
Total 300-10 · Prepaid Chemicals	10,597.54
300-20 · Prepaid Filter Media	2,592.67
300-30 · Prepaid Insurance-Workers Comp	5,158.29
300-40 · Prepaid Office Supplies & Svcs	20,139.61
300-60 · Prepaid Tools & Equip	-4,767.62
Total 300 · Prepaid Expenses	48,107.47
Total Other Current Assets	48,107.47
Total Current Assets	1,101,681.52
Fixed Assets	
Accumulated Depreciation	-2,708,773.37
CIP - 2016 Retaining Wall	76,581.54
CIP - CDPHP501710011264-FA5013	-46,493.52
CIP - USDA Dist System Improv	1,425,035.52
CIP -SRF-14-613-550	6,718.75
Equipment Assets	
Office Equipment	10,929.05
Tools & Equipment	116,721.38
Equipment Assets - Other	21,129.50
Total Equipment Assets	148,779.93
Land	325,085.00
Water System Assets	
Fence	6,050.00
Water System Assets - Other	4,706,518.07
Total Water System Assets	4,712,568.07
Water System Software	0.08
1651 · Office Building	168,464.27
	168,464.27

10:23 AM
10/23/20
Accrual Basis

Buckingham Park Water District
Balance Sheet
As of September 30, 2020

	Sep 30, 20
Total Fixed Assets	4,107,966.27
Other Assets	
GMAC Bond Assessment Receivable	33,181.20
Total Other Assets	33,181.20
TOTAL ASSETS	5,242,828.99
LIABILITIES & EQUITY	
Liabilities	
Current Liabilities	
Accounts Payable	
Accounts Payable	19,973.01
Total Accounts Payable	19,973.01
Other Current Liabilities	
PAYROLL LIABILITIES	
Compensated Absences Accrued	4,714.81
EMPLOYEE WITHHOLDINGS	
Emp. IRA Contributions	564.60
Employee Fed W/H	628.40
Employee Medical W/H	3,973.79
Employee Paid FICA	
Employee % Medicare	60.39
Employee % Social Security	258.23
Total Employee Paid FICA	318.62
Employee PIT W/H	243.94
Total EMPLOYEE WITHHOLDINGS	5,729.35
EMPLOYER CONTRIBUTIONS & TAXES	
Employer IRA Contributions	-1,098.07
Employer Medical Contribution	500.00
Payroll Taxes	
Employer FICA	
Medicare	-20.13
Social Security	338.75
Total Employer FICA	318.62
Employer SUI	-86.76
Employer Training Tax	-442.92
Payroll Taxes - Other	-3,308.19
Total Payroll Taxes	-3,519.25
EMPLOYER CONTRIBUTIONS & TAXES - Other	537.57
Total EMPLOYER CONTRIBUTIONS & TAXES	-3,579.75
PAYROLL LIABILITIES - Other	-349.78
Total PAYROLL LIABILITIES	6,514.63
Suspense	-1,069.13
2600 · Loan - SRF Zero Interest	178,200.00
Total Other Current Liabilities	183,645.50
Total Current Liabilities	203,618.51
Long Term Liabilities	
GMAC Bond Assessment Payable	-67,412.42
Less Current Portion	85,899.00
USDA Loan	1,035,863.31
Total Long Term Liabilities	1,054,349.89

10:23 AM
 10/23/20
 Accrual Basis

Buckingham Park Water District
Balance Sheet
 As of September 30, 2020

	Sep 30, 20
Total Liabilities	1,257,968.40
Equity	
Investment in Fixed Assets, Net	2,538,552.00
Restricted	
Capital Improvement Plan (\$23)	
Short Lived Asset Reserve -USDA	19,150.00
Debt Service - USDA Loan	45,113.00
Debt Service - S.R.F. Loan	6,600.00
Capital Improvement Plan (\$23) - Other	353,437.40
Total Capital Improvement Plan (\$23)	424,300.40
Emergency Reserves(\$7)	149,468.57
Expansion Fees(\$9k)	-22,238.66
Total Restricted	551,530.31
Unrestricted	
Unrestricted / Designated	
Gen. Operating Reserve	391,583.00
Total Unrestricted / Designated	391,583.00
Unrestricted - Other	240,510.86
Total Unrestricted	632,093.86
1110 - Retained Earnings	145,251.65
Net Income	117,432.77
Total Equity	3,984,860.59
TOTAL LIABILITIES & EQUITY	5,242,828.99

10:23 AM

10/23/20

Buckingham Park Water District
Statement of Cash Flows
September 2020

	Sep 20
OPERATING ACTIVITIES	
Net Income	30,030.69
Adjustments to reconcile Net Income to net cash provided by operations:	
200 · Accounts Receivable:200-30 · Utility Billing Receivable	2,698.86
300 · Prepaid Expenses:300-35 · Prepaid Insurance-Liability	1,065.52
300 · Prepaid Expenses:300-10 · Prepaid Chemicals:300-101 · Prepaid Coagulant	-2,604.07
300 · Prepaid Expenses:300-10 · Prepaid Chemicals:300-200 · PrePaid Chlor Disinfectant	-38.96
300 · Prepaid Expenses:300-20 · Prepaid Filter Media	115.00
300 · Prepaid Expenses:300-30 · Prepaid Insurance-Workers Comp	635.48
300 · Prepaid Expenses:300-40 · Prepaid Office Supplies & Svcs	175.50
Accounts Payable	1,515.39
Net cash provided by Operating Activities	33,593.41
FINANCING ACTIVITIES	
1110 · Retained Earnings	-10,488.00
Restricted:Capital Improvement Plan (\$23)	10,488.00
Net cash provided by Financing Activities	0.00
Net cash increase for period	33,593.41
Cash at beginning of period	993,017.28
Cash at end of period	1,026,610.69

11:09 AM

10/23/20

Buckingham Park Water District
Statement of Cash Flows
 July through September 2020

	Jul - Sep 20
OPERATING ACTIVITIES	
Net Income	117,432.77
Adjustments to reconcile Net Income to net cash provided by operations:	
200 · Accounts Receivable:200-80 · Cal OES Grant Reimbursement	-58.73
200 · Accounts Receivable:200-20 · Delinquent Accounts Receivable	72.80
200 · Accounts Receivable:200-30 · Utility Billing Receivable	-11,140.08
300 · Prepaid Expenses:300-35 · Prepaid Insurance-Liability	3,196.56
300 · Prepaid Expenses:300-10 · Prepaid Chemicals:300-101 · Prepaid Coagulant	-567.36
300 · Prepaid Expenses:300-10 · Prepaid Chemicals:300-200 · PrePaid Chlor Disinfectant	-463.25
300 · Prepaid Expenses:300-20 · Prepaid Filter Media	345.00
300 · Prepaid Expenses:300-30 · Prepaid Insurance-Workers Comp	1,906.44
300 · Prepaid Expenses:300-40 · Prepaid Office Supplies & Svcs	526.50
Accounts Payable	847.71
	112,098.36
Net cash provided by Operating Activities	112,098.36
INVESTING ACTIVITIES	
GMAC Bond Assessment Receivable	288.70
	288.70
Net cash provided by Investing Activities	288.70
FINANCING ACTIVITIES	
USDA Loan	31,031.25
1110 · Retained Earnings	-62,541.25
Restricted:Capital Improvement Plan (\$23)	-2,980.07
	-34,490.07
Net cash provided by Financing Activities	-34,490.07
Net cash increase for period	77,896.99
Cash at beginning of period	948,713.70
Cash at end of period	1,026,610.69

JOURNAL ENTRY TO RECORD CHEMICAL INVENTORY FOR MONTH ENDING:

September 2020

1. PRE-CHLORINE

CREDIT: PREPAID CHEMICALS / DISINFECTANT

DEBIT: 531.20 / PRE-CHLORINE

\$ 427.40

MEMO: EXPENSE 152.1 GAL OF PRE-CL2

Pre cl2

0.0
0.0
152.1 ×
2.81 =
427.40 *

2. POST-CHLORINE

CREDIT: PREPAID CHEMICALS / DISINFECTANT

DEBIT: 531.25 / POST CHLORINE

\$ 485.85

MEMO: EXPENSE 172.9 GAL OF POST-CL2

Post cl2

172.9 ×
2.81 =
485.85 *

3. COAGULANT

CREDIT: PREPAID CHEMICALS / COAGULANT

DEBIT: 531.30 / COAGULANT

\$ 878.50

MEMO: EXPENSE 125.5 GAL OF COAG

Coagulant

125.5 ×
7.00 =
878.50 *

A

4. COAGULANT AID

CREDIT: PREPAID CHEMICALS / COAGULANT AID

DEBIT: 531.35 / COAGULANT AID

\$ _____

MEMO: EXPENSE _____ GAL OF COAG AID

Buckingham Park Water District
9 20 Water Plant Log revised 2.27.2020

Bulk Inventory

Sodium Hypochlorite-Pre/Secondary Disinfection

Sodium Hypochlorite-Post/Primary Disinfection

Date	Bulk Inventory			Sodium Hypochlorite-Pre/Secondary Disinfection									Sodium Hypochlorite-Post/Primary Disinfection									Zone 1 3378 West-lake CL ₂ Res.		Zone 1 8405 Palace Dr. CL ₂ Res.		Zone 2 200K Gal. Tank CL ₂ Res.		Zone 3 100K Gal. Tank CL ₂ Res.			
	Bulk CL (total gals on hand)	Daily Total Gals. Used	Total Gals Used MTD	Pre-Clarif. Res. a.m.	Pre-Disinfection Res. a.m.	Pre-Disinfection Res. p.m.	Total Gals Used Daily	Total Gals Used MTD	Pump Setting (speed & stroke)	Wkly Using Calibration Cylinder Calculate Chem. Flow Rate ml/min	gal. per hr.	Dosage mg/L	Pre CL17 Res. a.m.	Pre CL17 Res. p.m.	Post CL17 Res. a.m.	Post CL17 Res. p.m.	Daily Total Gals. Used	Total Gals Used MTD	Pump Setting (speed & stroke)	Wkly Using Calibration Cylinder Calculate Chem. Flow Rate ml/min	gal. per hr.	Dosage mg/L	Added Disinfectant (=lab & g=gal) Y or N	Amount Added	Added Disinfectant (=lab & g=gal) Y or N	Amount Added					
1		387.8	10.2	10.2	0.75	0.06	0.10	4.5	4.5	15 40	17.0	0.26	3.03	3.45	3.41	1.30	1.39	5.7	5.7	3.75	23.0	0.36	4.19	1.29	1.13	1.41		1.14			
2		376.7	11.1	21.3	0.61	0.05	0.02	4.9	9.4	15 40	17.0	0.26	3.01	2.73	2.99	1.37	1.40	6.2	6.2	3.75	23.0	0.36	4.16	1.33	1.15	1.14		1.22			
3		366.5	10.2	31.5	0.57	0.09	0.07	4.5	13.9	15 40	17.0	0.26	2.98	3.15	3.50	1.25	1.31	5.7	11.9	4.0	23.0	0.36	4.12	1.36	1.10	1.08		1.19			
4		356.6	9.9	41.4	0.21	0.11	0.13	4.2	18.1	15 40	17.0	0.26	2.94	3.14	2.99	1.30	1.29	5.7	17.6	4.0	23.0	0.36	4.07	1.17	1.04	0.95		1.17			
5	346	346.4	10.2	51.6	0.20	0.12	0.09	4.3	22.4	20 50	23.0	0.36	4.03	2.83	3.84	1.09	1.39	5.9	23.5	5.0	32.0	0.51	5.70	1.19	1.09	0.82		1.04			
6		331.1	15.3	66.9	1.43	0.04	0.11	6.3	28.7	20 50	23.0	0.36	4.01	3.91	4.25	1.47	1.61	9.0	32.5	5.0	32.0	0.51	5.68	1.43	1.15	0.81		1.20			
7		317.1	14.0	80.9	1.66	0.04	0.02	6.2	34.9	20 50	23.0	0.36	4.07	3.92	3.55	1.70	1.67	7.8	40.3	5.0	32.0	0.51	5.77	1.56	1.42	0.77		1.33			
8		304.9	12.2	93.1	0.69	0.16	0.10	5.5	40.4	20 45	23.0	0.36	4.09	2.30	2.38	1.40	1.29	6.7	47.0	4.5	28.0	0.44	5.00	1.53	1.37	0.68		1.27			
9		293.4	11.5	104.6	0.38	0.05	0.09	5.0	45.4	20 45	23.0	0.36	3.99	3.29	3.50	1.36	1.39	6.5	53.5	4.75	30.0	0.47	5.22	1.12	1.09	0.61		1.28			
10		283.1	10.3	114.9	0.47	0.12	0.09	4.7	50.1	20 45	23.0	0.36	3.98	3.69	2.87	1.31	1.39	5.6	59.1	4.75	30.0	0.47	5.20	1.29	1.06	0.54		1.17			
11		269.5	13.6	128.5	0.42	0.11	0.15	5.6	55.7	20 45	23.0	0.36	4.02	3.22	2.81	1.42	1.48	7.0	66.1	4.75	30.0	0.47	5.24	1.52	1.06	0.48	Y	1	1.25		
12	258	258.4	11.1	139.6	0.32	0.15	0.13	5.2	60.9	20 45	23.0	0.36	4.05	2.85	3.34	1.30	1.32	5.9	72.0	4.75	30.0	0.47	5.29	1.30	1.09	0.92		1.26			
13		245.9	12.5	152.1	1.33	0.04	0.02	5.5	66.4	20 45	23.0	0.36	3.92	3.22	3.72	1.36	1.40	7.0	79.0	4.75	30.0	0.47	5.12	1.20	1.02	0.90		1.21			
14		234.3	11.6	163.7	1.04	0.04	0.02	5.2	71.6	20 45	23.0	0.36	3.96	3.53	4.11	1.45	1.54	6.4	85.4	4.75	30.0	0.47	5.17	1.48	1.04	0.80		1.30			
15		224.4	9.9	173.6	0.45	0.03	0.02	4.5	76.1	20 45	23.0	0.36	4.01	2.76	2.76	1.42	1.39	5.4	90.8	4.5	28.0	0.44	4.90	1.59	1.19	0.72		1.21			
16		214.8	9.6	183.2	0.34	0.07	0.06	4.1	80.2	20 45	23.0	0.36	4.04	3.23	3.06	1.33	1.42	5.5	96.3	4.5	28.0	0.44	4.93	1.23	1.16	0.75		1.20			
17		202.6	12.2	195.4	0.12	0.13	0.06	5.9	86.1	20 45	23.0	0.36	3.96	3.06	2.05	1.33	1.30	6.3	102.6	4.5	28.0	0.44	4.85	1.42	1.22	0.72		1.12			
18	500	500.3	11.3	206.7	0.29	0.11	0.14	5.3	91.4	20 50	23.0	0.36	3.98	3.07	2.98	1.24	1.32	6.0	108.6	5.0	28.0	0.44	4.87	1.25	1.09	0.63		1.15			
19	487	487.5	12.8	219.5	0.78	0.09	0.09	6.0	97.4	20 45	22.0	0.34	3.72	3.81	3.37	1.34	1.50	6.8	115.4	4.5	28.0	0.44	4.82	1.38	1.07	0.56		1.15			
20		475.9	11.6	231.1	0.36	0.03	0.02	5.5	102.9	20 45	22.0	0.34	3.68	3.80	3.77	1.63	1.75	6.1	121.5	4.0	28.0	0.44	4.77	1.73	1.17	0.53		1.50			
21		464.5	11.4	242.5	0.76	0.03	0.02	5.6	108.5	20 45	22.0	0.34	3.75	3.70	3.37	1.72	1.76	5.8	127.3	3.75	23.00	0.36	3.97	1.78	1.52	0.65		1.32			
22		455.0	9.5	252.0	0.72	0.05	0.03	4.7	113.2	20 45	22.0	0.34	3.73	3.82	3.06	1.69	1.72	4.8	132.1	3.75	23.00	0.36	3.95	1.83	1.45	0.49		1.39			
23		446.0	9.0	261.0	0.90	0.04	0.04	4.3	117.5	20 45	22.0	0.34	3.71	3.53	2.88	1.70	1.75	4.7	136.8	3.75	23.00	0.36	3.93	1.75	1.40	0.48		1.37			
24		435.6	10.4	271.4	1.03	0.06	0.07	4.6	122.1	20 40	22.0	0.34	3.82	4.48	2.83	1.73	1.70	4.8	141.6	3.25	19.50	0.31	3.48	1.73	1.43	0.57	Y	1	1.45		
25		426.7	8.9	280.3	1.08	0.05	0.06	4.6	126.7	15 40	19.0	0.30	3.31	3.38	3.21	1.58	1.59	4.3	145.9	3.25	19.50	0.31	3.42	1.76	1.48	1.02		1.53			
26	417	417.8	8.9	289.2	1.06	0.06	0.05	4.4	131.1	15 40	19.0	0.30	3.24	3.53	3.33	1.50	1.56	4.5	150.4	3.25	19.50	0.31	3.34	1.67	1.53	0.94		1.53			
27		408.3	9.5	298.7	1.16	0.07	0.03	4.7	135.8	15 40	19.0	0.30	3.24	3.45	3.12	1.56	1.57	4.8	155.2	3.25	19.50	0.31	3.35	1.51	1.36	0.93		1.48			
28		397.4	10.9	309.6	1.38	0.08	0.03	5.3	141.1	15 40	19.0	0.30	3.25	2.89	3.63	1.53	1.50	5.6	160.8	3.25	19.50	0.31	3.36	1.63	1.34	0.87		1.49			
29		389.9	7.6	317.2	1.67	0.19	0.02	3.8	144.9	12 40	19.0	0.30	3.32	3.01	3.56	1.45	1.40	3.8	164.6	3.25	19.50	0.31	3.43	1.54	1.34	0.83		1.41			
30		382.1	7.8	325.0	0.94	0.05	0.04	3.4	148.3	12 40	19.0	0.30	3.24	3.04	3.75	1.46	1.47	4.4	169.0	3.25	19.50	0.31	3.35	1.30	1.20	0.79		1.51			
31		-	-	-																											
Avg.		10.83			0.77	0.08	0.06	4.94			21.2	0.33	3.67	3.33	3.27	1.44	1.49	5.82			25.7	0.40	4.49	1.46	1.23	0.78		1.0	1.29	####	
Min.	0	7.55			0.12	0.03	0.02	3.40			17.0	0.26	2.94	2.30	2.05	1.09	1.29	3.80			19.5	0.31	3.34	1.12	1.02	0.48		1.00	1.04	0.00	
Max.		15.30	324.95		1.67	0.19	0.15	6.30	148.25		23.0	0.36	4.09	4.48	4.25	1.73	1.76	9.00	174.70			32.0	0.51	5.77	1.83	1.53	1.41		1.00	1.53	0.00

Buckingham Park Water District
 9 20 Water Plant Log revised 2.27.2020

Nethelometric Turbidity Units

CT Criteria

Coagulant Usage

Coagulant Aid Usage

Date	Raw NTU (Peak)		Settled NTU (Peak)		Com- bined Filter Effluent NTU (Peak)	Com- bined Filter Effluent NTU (Peak)	Recycle Basin Effluent NTU (Peak)	Post- Clearwell Water Temp. a.m.	Raw Water pH a.m.	Finished Water pH a.m.	Raw Water Manganese mg/L	Finished Water Manganese mg/L	Raw Water Ammonia mg/L	Clear- well Low Level 9:00 am-9:00 a.m.	9800 Coag. On Hand (gallons)	Daily Total Gals. Used	Total Gals. Used MTD	Pump Setting (speed & stroke)	Pump Flow Rate (w/ly Using Calcib. Cyl. Determine Chem. Flow Rate) ml/min	gal. per hr.	Dosage mg/L	9890 Coag. Aid On Hand (gallons)	Daily Total Gals. Used	Total Gals. Used MTD	Pump Setting (speed & stroke)	Pump Flow Rate (w/ly Using Calcib. Cyl. Determine Chem. Flow Rate) ml/min	gal. per hr.	Dosage mg/L		
	a.m.	p.m.	a.m.	p.m.	a.m.	p.m.	p.m.								287.0							22.0								
1	5.90	6.40	0.82	0.68	0.04	0.04	2.54	25	8.6	7.7	0.12	0.03	0.05	31.7	282.4	4.62	4.6	30 80	17.0	0.27	32.71									
2	4.00	5.10	0.86	0.61	0.04	0.04	2.67	25	8.2	7.7				31.5	277.4	4.94	9.6	30 80	17.0	0.27	32.47									
3	4.70	4.50	0.70	0.54	0.04	0.04	1.05	25	8.3	7.7				31.3	272.9	4.59	14.1	30 80	17.0	0.27	32.15									
4	3.40	3.30	0.89	0.58	0.03	0.04	1.16	25	8.0	7.8				32.9	268.7	4.13	18.3	30 80	17.0	0.27	31.76									
5	3.60	3.70	0.88	0.60	0.03	0.03	1.21	25	8.2	7.7	0.17	0.03	0.39	33.3	262	264.5	4.24	22.5	30 80	17.0	0.27	31.40	22							
6	5.60	5.40	1.00	0.67	0.04	0.04	1.64	26	8.6	7.7			0.16	32.3	259.6	4.91	27.4	30 80	17.0	0.27	31.28									
7	5.30	5.20	0.92	0.72	0.04	0.04	1.42	26	8.6	7.7			0.13	32.5	254.8	4.73	32.2	30 80	17.0	0.27	31.74									
8	6.50	5.50	0.88	0.82	0.04	0.04	1.57	27	8.3	7.8				32.6	250.3	4.54	36.7	30 80	17.0	0.27	31.89									
9	5.30	4.40	0.92	0.91	0.04	0.03	1.45	25	8.1	7.8				33.1	246.2	4.08	40.8	30 80	17.0	0.27	31.16									
10	5.80	4.00	0.79	0.98	0.03	0.03	1.36	23	8.1	7.8				32.5	242.7	3.54	44.3	30 80	17.0	0.27	31.05									
11	3.80	4.00	0.82	0.39	0.03	0.03	1.08	22	8.1	7.7				32.8	238.3	4.35	48.7	30 80	17.0	0.27	31.33									
12	4.00	4.00	0.59	0.43	0.03	0.03	0.97	22	8.2	7.7	0.09	0.00	0.33	33.4	232	234.5	3.86	52.5	30 80	17.0	0.27	31.59	22							
13	8.10	12.80	1.56	0.89	0.04	0.05	1.05	23	8.7	7.7				33.5	230.1	4.35	56.9	30 80	17.0	0.27	30.61									
14	12.70	9.30	1.92	0.66	0.06	0.06	0.95	23	8.6	7.8				32.2	226.2	3.97	60.8	30 80	17.0	0.27	30.88									
15	7.80	4.90	0.58	0.49	0.04	0.04	0.92	23	8.0	7.8				32.0	222.6	3.62	64.4	30 80	17.0	0.27	31.29									
16	5.20	5.00	0.92	0.54	0.03	0.05	0.74	22	8.0	7.8				32.6	219.0	3.59	68.0	30 80	17.0	0.27	31.48									
17	3.60	4.10	0.65	0.39	0.03	0.04	0.74	23	7.8	7.8			0.43	32.5	214.6	4.40	72.4	30 80	17.0	0.27	30.93									
18	3.00	4.10	0.60	0.39	0.03	0.03	0.89	23	7.8	7.7				33.2	210.8	3.73	76.2	30 80	17.0	0.27	31.05									
19	4.00	3.90	0.56	0.31	0.03	0.03	0.94	22	8.0	7.7	0.09	0.03	0.15	33.0	203	206.9	3.97	80.1	30 80	17.0	0.27	30.73	22							
20	4.70	3.50	0.75	0.24	0.04	0.04	0.84	23	8.1	7.7				33.7	202.7	4.19	84.3	30 80	17.0	0.27	30.41									
21	2.90	2.90	0.53	0.31	0.03	0.03	1.03	23	7.8	7.7				31.9	198.3	4.43	88.7	30 80	17.0	0.27	31.00									
22	3.20	2.40	0.63	0.29	0.04	0.03	0.98	22	7.9	7.7				33.7	194.4	3.89	92.6	30 80	17.0	0.27	30.82									
23	3.20	4.30	0.56	0.27	0.03	0.06	0.93	22	8.0	7.7				33.1	190.6	3.81	96.4	30 80	17.0	0.27	30.64									
24	3.20	2.70	0.66	0.35	0.03	0.03	0.89	22	8.1	7.7				33.1	715	714.8	3.75	100.2	30 80	17.0	0.27	31.54								
25	4.10	5.10	0.71	0.44	0.03	0.03	1.08	22	8.0	7.7				32.6	710.7	4.08	104.3	30 80	17.0	0.27	31.01									
26	3.60	5.30	0.48	0.34	0.03	0.04	0.98	22	8.2	7.7	0.08	0.03	0.18	32.8	705	706.6	4.13	108.4	30 80	17.0	0.27	30.29	22							
27	3.80	3.80	0.54	0.46	0.03	0.05	1.13	22	8.4	7.7				32.8	702.3	4.32	112.7	30 80	17.0	0.27	30.31									
28	8.40	8.10	0.85	0.90	0.06	0.06	1.15	23	8.5	7.7				32.4	697.9	4.37	117.1	30 80	17.0	0.27	30.42									
29	9.60	3.20	1.20	0.96	0.07	0.08	1.02	22	8.4	7.8				32.6	693.5	4.43	121.5	30 80	17.0	0.27	31.05									
30	2.30	3.00	0.67	0.58	0.04	0.04	1.05	21	8.3	7.7				32.9	689.5	3.97	125.5	30 80	17.0	0.27	30.32									
31																														
Avg.	5.04	4.80	0.81	0.56	0.04	0.04	1.18	23	8.2	7.7	0.1	0.0		32.7		4.18			17.0	0.27	31.18									
Min	2.30	2.40	0.48	0.24	0.03	0.03	0.74	21	7.8	7.7	0.1	0.0		31.3		3.54			17.0	0.27	30.29									
Max	12.70	12.80	1.92	0.98	0.07	0.08	2.67	27	8.7	7.8	0.2	0.0		33.7		4.94	125.50		17.0	0.27	32.71									

11:07 AM

10/16/20

Accrual Basis

Buckingham Park Water District
General Journal Transaction
September 30, 2020

Num	Name	Memo	Account	Class	Debit	Credit
46937		Expense pre-...	531.20 · Chemicals-...		427.40	
		Expense post...	531.25 · Chemicals-...		485.85	
		325 gal expen...	300-200 · PrePaid C...			913.25
					913.25	913.25
TOTAL					913.25	913.25

11:07 AM

10/16/20

Accrual Basis

**Buckingham Park Water District
General Journal Transaction
September 30, 2020**

<u>Num</u>	<u>Name</u>	<u>Memo</u>	<u>Account</u>	<u>Class</u>	<u>Debit</u>	<u>Credit</u>
46936		Coagulant Ex...	531.30 · Chemicals ...		878.50	
		Coagulant Ex...	300-101 · Prepaid C...			878.50
					<u>878.50</u>	<u>878.50</u>
TOTAL					<u>878.50</u>	<u>878.50</u>

9:47 PM
10/21/20

Buckingham Park Water District
Reconciliation Summary
115 · Umpqua Bank- 1586, Period Ending 09/30/2020

	<u>Sep 30, 20</u>
Beginning Balance	116,744.57
Cleared Transactions	
Checks and Payments - 60 items	-111,395.88
Deposits and Credits - 50 items	<u>73,575.00</u>
Total Cleared Transactions	<u>-37,820.88</u>
Cleared Balance	<u>78,923.69</u>
Uncleared Transactions	
Checks and Payments - 9 items	-7,502.18
Deposits and Credits - 3 items	<u>430.46</u>
Total Uncleared Transactions	<u>-7,071.72</u>
Register Balance as of 09/30/2020	<u>71,851.97</u>
New Transactions	
Checks and Payments - 47 items	-37,483.98
Deposits and Credits - 16 items	<u>30,052.00</u>
Total New Transactions	<u>-7,431.98</u>
Ending Balance	<u>64,419.99</u>

9:47 PM

10/21/20

Buckingham Park Water District
Reconciliation Detail
115 - Umpqua Bank- 1586, Period Ending 09/30/2020

Type	Date	Num	Name	Clr	Amount	Balance
Beginning Balance						116,744.57
Cleared Transactions						
Checks and Payments - 60 items						
Bill Pmt -Check	08/04/2020	2177	State Water Resour...	X	-90.00	-90.00
Check	08/18/2020	2209	Lake County Depart...	X	-220.00	-310.00
Bill Pmt -Check	08/20/2020	2195	East Lake Landfill	X	-732.36	-1,042.36
Bill Pmt -Check	08/20/2020	2202	USA Bluebook	X	-477.79	-1,520.15
Bill Pmt -Check	08/20/2020	2199	Northern Tool + Equ...	X	-39.99	-1,560.14
Bill Pmt -Check	08/25/2020	ACH	PG&E	X	-252.58	-1,812.72
Liability Check	09/01/2020	2217	United States Treas...	X	-2,628.38	-4,441.10
Liability Check	09/01/2020	2215	EDD 69811925	X	-500.73	-4,941.83
Check	09/01/2020	ACH	Pitney Bowes-Reser...	X	-300.00	-5,241.83
Liability Check	09/01/2020	2216	EDD - Vol. 77653459	X	-98.66	-5,340.49
Bill Pmt -Check	09/02/2020	2229	Terri Lujan	X	-1,675.00	-7,015.49
Bill Pmt -Check	09/02/2020	2232	Thatcher Company, ...	X	-1,378.65	-8,394.14
Bill Pmt -Check	09/02/2020	2230	Westgate Petroleum...	X	-1,035.63	-9,429.77
Bill Pmt -Check	09/02/2020	2223	Grainger	X	-172.56	-9,602.33
Bill Pmt -Check	09/02/2020	2228	Middletown Copy & ...	X	-159.80	-9,762.13
Bill Pmt -Check	09/02/2020	2227	Mediacom	X	-129.95	-9,892.08
Bill Pmt -Check	09/02/2020	2221	Alpha Analytical Lab...	X	-124.00	-10,016.08
Bill Pmt -Check	09/02/2020	2222	Aqua Products	X	-118.70	-10,134.78
Bill Pmt -Check	09/02/2020	2226	Lori Gonzalez - Rei...	X	-97.44	-10,232.22
Bill Pmt -Check	09/02/2020	2231	California Extermina...	X	-84.00	-10,316.22
Bill Pmt -Check	09/02/2020	2220	Ahimsah Wonderwh...	X	-83.65	-10,399.87
Bill Pmt -Check	09/02/2020	2224	Kelseyville Lumber	X	-42.20	-10,442.07
Bill Pmt -Check	09/02/2020	2225	Lake County Waste ...	X	-15.70	-10,457.77
Paycheck	09/03/2020	2211	Alan Mitchell	X	-2,289.89	-12,747.66
Paycheck	09/03/2020	ACH	Ahimsah O Wonder...	X	-1,958.93	-14,706.59
Paycheck	09/03/2020	ACH	William A Rae	X	-1,607.96	-16,314.55
Paycheck	09/03/2020	ACH	Lori A Gonzalez	X	-1,423.82	-17,738.37
Liability Check	09/03/2020	ACH	Franklin Templeton I...	X	-560.42	-18,298.79
Paycheck	09/03/2020	ACH	Nakia D Foskett	X	-200.97	-18,499.76
Check	09/03/2020	ACH	VSP	X	-46.28	-18,546.04
Transfer	09/04/2020			X	-70,000.00	-88,546.04
Check	09/08/2020	2219	AT&T (CALNET3) B...	X	-173.08	-88,719.12
Check	09/10/2020	ach	United Healthcare In...	X	-2,634.82	-91,353.94
Check	09/14/2020	2247	Christian & Nancy H...	X	-362.85	-91,716.79
Liability Check	09/15/2020	2253	Franklin Templeton I...	X	-544.97	-92,261.76
Check	09/15/2020	2249	Ahimsah Wonderwh...	X	-398.48	-92,660.24
Liability Check	09/15/2020	2251	EDD - Vol. 77653459	X	-96.75	-92,756.99
Check	09/15/2020	2248	Ahimsah Wonderwh...	X	-90.08	-92,847.07
Liability Check	09/16/2020	2254	United States Treas...	X	-2,599.14	-95,446.21
Bill Pmt -Check	09/16/2020	2245	Terri Lujan	X	-1,485.00	-96,931.21
Bill Pmt -Check	09/16/2020	2239	Alpha Analytical Lab...	X	-310.00	-97,241.21
Bill Pmt -Check	09/16/2020	2242	Kelseyville Lumber	X	-287.66	-97,528.87
Bill Pmt -Check	09/16/2020	2250	Clearlake Redi Mix, ...	X	-208.28	-97,737.15
Bill Pmt -Check	09/16/2020	2241	High Country Security	X	-192.00	-97,929.15
Bill Pmt -Check	09/16/2020	2243	Pitney Bowes Globa...	X	-143.55	-98,072.70
Bill Pmt -Check	09/16/2020	2244	Quill	X	-94.34	-98,167.04
Bill Pmt -Check	09/16/2020	2246	Verizon Wireless	X	-67.67	-98,234.71
Paycheck	09/18/2020	2235	Alan Mitchell	X	-2,393.07	-100,627.78
Paycheck	09/18/2020	ACH	Ahimsah O Wonder...	X	-1,930.40	-102,558.18
Paycheck	09/18/2020	ACH	Lori A Gonzalez	X	-1,441.08	-103,999.26
Paycheck	09/18/2020	ACH	William A Rae	X	-1,433.63	-105,432.89
Liability Check	09/18/2020	2252	EDD 69811925	X	-440.94	-105,873.83
Paycheck	09/18/2020	ACH	Nakia D Foskett	X	-109.62	-105,983.45
Bill Pmt -Check	09/21/2020	ACH	PG&E	X	-3,913.00	-109,896.45
Bill Pmt -Check	09/21/2020	ACH	PG&E	X	-276.79	-110,173.24
Check	09/22/2020			X	-251.28	-110,424.52
Check	09/22/2020	2256	Fleet Pride	X	-112.75	-110,537.27
Bill Pmt -Check	09/24/2020	ACH	Great America Fina...	X	-394.03	-110,931.30
Transfer	09/28/2020			X	-375.95	-111,307.25
Check	09/29/2020	2280	Ahimsah Wonderwh...	X	-88.63	-111,395.88
Total Checks and Payments					-111,395.88	-111,395.88
Deposits and Credits - 50 items						
Liability Check	08/03/2020	2162	EDD - Vol. 77653459	X	0.00	0.00

9:47 PM

10/21/20

Buckingham Park Water District
Reconciliation Detail
115 · Umpqua Bank- 1586, Period Ending 09/30/2020

Type	Date	Num	Name	Clr	Amount	Balance
Liability Check	08/03/2020	2163	EDD 69811925	X	0.00	0.00
Check	08/04/2020	ACH	Franklin Templeton I...	X	0.00	0.00
General Journal	08/10/2020	46920		X	0.00	0.00
Deposit	08/14/2020			X		0.00
General Journal	08/20/2020	46928	Franklin Templeton I...	X	0.00	0.00
Check	08/20/2020	2192	Franklin Templeton I...	X	0.00	0.00
Deposit	08/28/2020			X	85.18	85.18
Deposit	08/28/2020			X	123.33	208.51
Deposit	08/31/2020			X	358.62	567.13
Deposit	09/02/2020			X	1,412.42	1,979.55
Deposit	09/03/2020			X	268.89	2,248.44
Deposit	09/03/2020			X	863.17	3,111.61
Deposit	09/04/2020			X	100.00	3,211.61
Deposit	09/04/2020			X	697.00	3,908.61
Deposit	09/04/2020			X	1,733.16	5,641.77
Deposit	09/08/2020			X	250.00	5,891.77
Deposit	09/09/2020			X	7,583.71	13,475.48
Deposit	09/11/2020			X	6,382.58	19,858.06
Deposit	09/14/2020			X	65.52	19,923.58
Deposit	09/14/2020			X	10,160.91	30,084.49
Liability Check	09/15/2020	2252	EDD 69811925	X	0.00	30,084.49
Liability Check	09/15/2020	ACH	EDD 69811925	X	0.00	30,084.49
Liability Check	09/15/2020	ACH	EDD 69811925	X	0.00	30,084.49
Deposit	09/15/2020			X	2,505.53	32,590.02
Liability Check	09/16/2020	2253	Franklin Templeton I...	X	0.00	32,590.02
Liability Check	09/16/2020	2263	State Compensation...	X	0.00	32,590.02
Liability Check	09/16/2020	2216	EDD 69811925	X	0.00	32,590.02
Liability Check	09/16/2020	2253	Franklin Templeton I...	X	0.00	32,590.02
Liability Check	09/16/2020	2253	EDD - Vol. 77653459	X	0.00	32,590.02
Bill Pmt -Check	09/16/2020	2240	Clearlake Lava, Inc	X	0.00	32,590.02
Liability Check	09/16/2020	2252	EDD 69811925	X	0.00	32,590.02
Deposit	09/16/2020			X	534.43	33,124.45
Deposit	09/17/2020			X	103.40	33,227.85
Deposit	09/17/2020			X	114.94	33,342.79
Deposit	09/18/2020			X	600.00	33,942.79
Deposit	09/18/2020			X	1,887.95	35,830.74
Deposit	09/21/2020			X	1,276.79	37,107.53
Deposit	09/22/2020			X	1,534.83	38,642.36
Deposit	09/23/2020			X	1,130.00	39,772.36
Deposit	09/24/2020			X	110.37	39,882.73
Deposit	09/25/2020			X	100.00	39,982.73
Deposit	09/25/2020			X	151.62	40,134.35
Deposit	09/25/2020			X	303.83	40,438.18
Deposit	09/25/2020			X	23,592.87	64,031.05
Deposit	09/28/2020			X	6,051.06	70,082.11
Deposit	09/29/2020			X	855.01	70,937.12
Deposit	09/30/2020			X	120.00	71,057.12
Deposit	09/30/2020			X	2,517.88	73,575.00
Bill Pmt -Check	10/15/2020	2294	Fred Pryor / Career ...	X	0.00	73,575.00
Total Deposits and Credits					73,575.00	73,575.00
Total Cleared Transactions					-37,820.88	-37,820.88
Cleared Balance					-37,820.88	78,923.69
Uncleared Transactions						
Checks and Payments - 9 items						
Check	10/25/2018	1165	John & Betty Glenn		-87.99	-87.99
Check	12/10/2019	1838	Coughlan Napa CP...		-3,500.00	-3,587.99
Check	03/16/2020	1983	Verizon Wireless		-68.60	-3,656.59
Check	05/20/2020				-239.52	-3,896.11
Transfer	06/29/2020				-375.95	-4,272.06
Check	08/25/2020	ach	United Healthcare In...		-2,632.61	-6,904.67
Check	09/02/2020	2233	Lake County Depart...		-220.00	-7,124.67
Check	09/21/2020	2255	Lake County Depart...		-200.00	-7,324.67
Bill Pmt -Check	09/21/2020	ACH	PG&E		-177.51	-7,502.18

9:47 PM

10/21/20

Buckingham Park Water District
Reconciliation Detail
115 · Umpqua Bank- 1586, Period Ending 09/30/2020

Type	Date	Num	Name	Clr	Amount	Balance
Total Checks and Payments					-7,502.18	-7,502.18
Deposits and Credits - 3 items						
Deposit	07/07/2020				107.65	107.65
Deposit	09/30/2020				108.79	216.44
Deposit	09/30/2020				214.02	430.46
Total Deposits and Credits					430.46	430.46
Total Uncleared Transactions					-7,071.72	-7,071.72
Register Balance as of 09/30/2020					-44,892.60	71,851.97
New Transactions						
Checks and Payments - 47 items						
Paycheck	10/01/2020	2262	William A Rae		-1,453.46	-1,453.46
Check	10/01/2020	ACH	Pitney Bowes-Reser...		-300.00	-1,753.46
Bill Pmt -Check	10/02/2020	2277	NTU Technologies, I...		-3,482.57	-5,236.03
Liability Check	10/02/2020	2266	United States Treas...		-2,598.58	-7,834.61
Paycheck	10/02/2020	2258	Alan Mitchell		-2,402.08	-10,236.69
Paycheck	10/02/2020	2257	Ahimsah O Wonder...		-1,908.73	-12,145.42
Paycheck	10/02/2020	2259	Lori A Gonzalez		-1,329.91	-13,475.33
Bill Pmt -Check	10/02/2020	2279	Thatcher Company, ...		-952.21	-14,427.54
Liability Check	10/02/2020	2265	Franklin Templeton I...		-546.22	-14,973.76
Bill Pmt -Check	10/02/2020	2273	KonocTees		-467.43	-15,441.19
Liability Check	10/02/2020	2264	EDD 69811925		-446.18	-15,887.37
Bill Pmt -Check	10/02/2020	2268	Alpha Analytical Lab...		-364.00	-16,251.37
Paycheck	10/02/2020	2260	Nakia D Foskett		-337.99	-16,589.36
Bill Pmt -Check	10/02/2020	2278	Quill		-286.40	-16,875.76
Bill Pmt -Check	10/02/2020	2276	Middletown Copy & ...		-284.21	-17,159.97
Bill Pmt -Check	10/02/2020	2270	Clearlake Lava, Inc		-271.34	-17,431.31
Bill Pmt -Check	10/02/2020	2269	California Extermina...		-168.00	-17,599.31
Bill Pmt -Check	10/02/2020	2275	Mediacom		-129.95	-17,729.26
Bill Pmt -Check	10/02/2020	2272	Kelseyville Lumber		-100.81	-17,830.07
Liability Check	10/02/2020	2267	EDD - Vol. 77653459		-97.80	-17,927.87
Bill Pmt -Check	10/02/2020	2271	Granite Construction		-33.20	-17,961.07
Bill Pmt -Check	10/02/2020	2274	Lake County Waste ...		-32.00	-17,993.07
Check	10/14/2020	ACH	Umpqua Bank- Che...		-271.02	-18,264.09
Bill Pmt -Check	10/15/2020	2299	Terri Lujan		-1,500.00	-19,764.09
Bill Pmt -Check	10/15/2020	2289	Ahimsah Wonderwh...		-690.01	-20,454.10
Bill Pmt -Check	10/15/2020	2295	Karola Kennedy		-420.00	-20,874.10
Bill Pmt -Check	10/15/2020	2292	Burrell's Automotive		-317.81	-21,191.91
Bill Pmt -Check	10/15/2020	2297	Lake County Public ...		-220.00	-21,411.91
Bill Pmt -Check	10/15/2020	2291	AT&T (CALNET3) B...		-171.46	-21,583.37
Bill Pmt -Check	10/15/2020	2290	Alpha Analytical Lab...		-120.00	-21,703.37
Bill Pmt -Check	10/15/2020	2298	Lori Gonzalez - Rei...		-90.48	-21,793.85
Bill Pmt -Check	10/15/2020	2296	Kelseyville Lumber		-88.15	-21,882.00
Bill Pmt -Check	10/15/2020	2293	California Extermina...		-84.00	-21,966.00
Bill Pmt -Check	10/15/2020	2300	UCC Rentals		-78.00	-22,044.00
Bill Pmt -Check	10/15/2020	2301	Verizon Wireless		-74.86	-22,118.86
Liability Check	10/16/2020	2287	United States Treas...		-2,683.14	-24,802.00
Paycheck	10/16/2020	2282	Alan Mitchell		-2,471.14	-27,273.14
Paycheck	10/16/2020	2281	Ahimsah O Wonder...		-1,958.94	-29,232.08
Paycheck	10/16/2020	2284	Lori A Gonzalez		-1,485.93	-30,718.01
Paycheck	10/16/2020	2283	William A Rae		-1,474.36	-32,192.37
Liability Check	10/16/2020	2286	Franklin Templeton I...		-561.69	-32,754.06
Liability Check	10/16/2020	2285	EDD 69811925		-459.95	-33,214.01
Liability Check	10/16/2020	2288	EDD - Vol. 77653459		-98.54	-33,312.55
Check	10/21/2020	ACH	PG&E		-3,555.01	-36,867.56
Check	10/21/2020	ACH	PG&E		-268.02	-37,135.58
Check	10/21/2020	2302	Lake County Public ...		-220.00	-37,355.58
Check	10/21/2020	ACH	PG&E		-128.40	-37,483.98
Total Checks and Payments					-37,483.98	-37,483.98
Deposits and Credits - 16 items						
Deposit	10/01/2020				2,756.93	2,756.93
Paycheck	10/02/2020	2261	William A Rae		0.00	2,756.93
Deposit	10/02/2020				98.72	2,855.65

9:47 PM
10/21/20

Buckingham Park Water District
Reconciliation Detail
115 - Umpqua Bank- 1586, Period Ending 09/30/2020

Type	Date	Num	Name	Clr	Amount	Balance
Deposit	10/05/2020				107.15	2,962.80
Deposit	10/05/2020				111.77	3,074.57
Deposit	10/06/2020				1,101.77	4,176.34
Deposit	10/07/2020				2,656.75	6,833.09
Deposit	10/08/2020				4,819.98	11,653.07
Deposit	10/09/2020				109.23	11,762.30
Deposit	10/11/2020				182.65	11,944.95
Deposit	10/12/2020				7,376.78	19,321.73
Deposit	10/13/2020				1,372.72	20,694.45
Deposit	10/15/2020				2,384.95	23,079.40
Deposit	10/19/2020				5,444.68	28,524.08
Deposit	10/20/2020				150.00	28,674.08
Deposit	10/21/2020				1,377.92	30,052.00
Total Deposits and Credits					30,052.00	30,052.00
Total New Transactions					-7,431.98	-7,431.98
Ending Balance					-52,324.58	64,419.99



September 30, 2020 Page: 1 of 3

Customer Service:
1-866-486-7782BUCKINGHAM PARK WATER DISTRICT
2880 EASTLAKE DR
KELSEYVILLE CA 95451-9031Last statement: August 31, 2020
This statement: September 30, 2020

Umpqua Bank Rules & Regulations updates go into effect 7-1-2020. This update mainly includes changes to Umpqua Bank's Funds Availability Policy. Next business day funds availability has increased to \$225, if there is a hold on a check. For more info, and to review other changes, you may request a copy by calling us at 1-866-486-7782 or visiting umpquabank.com/disclosures.

PUBLIC FUNDS ANALYZED CHECKING

Account number	4861421586	Beginning balance	\$116,744.57
Low balance	\$31,902.76	Deposits/Additions	\$73,575.00
Average balance	\$53,658.42	Withdrawals/Subtractions	\$111,395.88
Interest earned	\$0.00	Ending balance	\$78,923.69

Deposits/Additions

<u>Date</u>	<u>Description</u>	<u>Additions</u>
09-04	Deposit	100.00
09-14	Deposit	65.52
09-25	Deposit	303.83
09-25	Deposit	151.62
09-25	Deposit	100.00
09-30	Deposit	120.00
Total Additions		\$840.97

Other Deposits/ Additions

<u>Date</u>	<u>Description</u>	<u>Additions</u>
09-02	Remote Capture Dep	1,412.42
09-03	Remote Capture Dep	863.17
09-04	Remote Capture Dep	697.00
09-09	Remote Capture Dep	7,583.71
09-11	Remote Capture Dep	6,382.58
09-14	Remote Capture Dep	10,160.91
09-15	Remote Capture Dep	2,505.53
09-16	Remote Capture Dep	534.43
09-17	Remote Capture Dep	114.94
09-18	Remote Capture Dep	1,887.95

BUCKINGHAM PARK WATER DISTRICT

September 30, 2020 Page: 2 of 3

<u>Date</u>	<u>Description</u>	<u>Additions</u>
09-21	Remote Capture Dep	1,276.79
09-22	Remote Capture Dep	1,534.83
09-23	Remote Capture Dep	1,130.00
09-28	Remote Capture Dep	6,051.06
09-29	Remote Capture Dep	855.01
09-30	Remote Capture Dep	2,517.88
Total Other Deposits/ Additions		\$45,508.21

ACH and Electronic Payments/Subtractions

<u>Date</u>	<u>Description</u>	<u>Subtractions</u>
09-02	ACH Debit Pitney Bowes Postedge 48049399 20200902	300.00
09-03	ACH Debit Vsp Payment Payments 20200903	46.28
09-03	ACH Debit Employment Devel Edd Eftpmt 1200066496 20200903	98.66
09-03	ACH Debit Employment Devel Edd Eftpmt 490753984 20200903	500.73
09-03	ACH Debit IRS Usataxpymt 270064753167433 20200903	2,628.38
09-03	ACH Debit Buckingham Park ACH 9425181586 Debit Offset For O Riginated Credits	5,191.68
09-04	ACH Debit Franklin Sponsor 34957 20200904	560.42
09-04	ACH Debit Buckingham Park ACH 9425181586 Debit Offset For O Riginated Credits	70,000.00
09-08	ACH Debit Pgande Web Online 20200905	252.58
09-08	ACH Debit Pgande Web Online 20200905	3,913.00
09-10	ACH Debit United Healthcar EDI Paymts 20200910 442580022307	2,634.82
09-16	ACH Debit Buckingham Park ACH 9425181586 Debit Offset For O Riginated Credits	4,914.73
09-18	ACH Debit Employment Devel Edd Eftpmt 1065349056 20200918	96.75
09-18	ACH Debit Leasing Services Cash Trans Greatamerica FI Leasing Services* 877-311-4422*agree Ment Number 100429	394.03
09-18	ACH Debit Employment Devel Edd Eftpmt 646737856 20200918	440.94
09-18	ACH Debit IRS Usataxpymt 270066270535437 20200918	2,599.14
09-21	ACH Debit Franklin Sponsor 34957 20200921	544.97
09-22	ACH Debit Pgande Web Online 20200922	276.79
Total ACH and Electronic Payments/Subtractions		\$95,393.90

Aw, wR, Ls, UF
Aw, wR, Ls, UF

ACH and Electronic Deposits/Additions

<u>Date</u>	<u>Description</u>	<u>Additions</u>
09-02	ACH Credit Paygov.U.s, LLC Tf 8.31 20200902	208.51
09-03	ACH Credit Paygov.U.s, LLC Tf 9.1 20200903	358.62
09-08	ACH Credit Paygov.U.s, LLC Tf 9.3 20200908	268.89
09-09	ACH Credit Paygov.U.s, LLC Tf 9.7 20200909	1,733.16
09-11	ACH Credit Paygov.U.s, LLC Tf 9.9 20200911	250.00
09-22	ACH Credit Paygov.U.s, LLC Tf 9.18 20200922	703.40
09-28	ACH Credit Buckingham Park Payment 9425181586 Credit Offset For Originated Debits	23,592.87
09-29	ACH Credit Paygov.U.s, LLC Tf 9.25 20200929	110.37
Total ACH and Electronic Deposits/Additions		\$27,225.82

See Attached
8/28
\$85,184,123.33
\$600 + 4,103.40

Other Withdrawals/Subtractions

<u>Date</u>	<u>Description</u>	<u>Subtractions</u>
09-22	Maintenance Fee Analysis Activity For 08/20	251.28
09-28	Cash Mgmt Trsfr Dr Ref 27211271 Funds Transfer To Dep 4864976156 From Usda Loan Payment	375.95
Total Other Withdrawals/Subtractions		\$627.23

Daily Balances

Date	Amount	Date	Amount	Date	Amount
08-31	116,744.57	09-10	36,429.00	09-21	44,894.22
09-01	116,012.21	09-11	41,682.93	09-22	46,144.09
09-02	116,855.35	09-14	51,909.36	09-23	46,116.35
09-03	107,936.41	09-15	54,414.89	09-25	46,487.38
09-04	35,799.45	09-16	50,034.59	09-28	75,611.81
09-08	31,902.76	09-17	50,149.53	09-29	76,464.44
09-09	39,438.67	09-18	44,230.07	09-30	78,923.69

Overdraft Fee Summary

	Total For This Period	Total Year-to-Date
Total Overdraft Fees	\$0.00	\$0.00
Total Returned Item Fees	\$0.00	\$0.00

Checks

Check #	Amount	Date	Check #	Amount	Date
2177	\$90.00	09-30	2230	\$1,035.63	09-09
*2195	\$732.36	09-01	2231	\$84.00	09-10
*2199	\$39.99	09-09	2232	\$1,378.65	09-11
*2202	\$477.79	09-02	*2235	\$2,393.07	09-18
*2209	\$220.00	09-09	*2239	\$310.00	09-23
*2211	\$2,289.89	09-04	*2241	\$192.00	09-23
*2219	\$173.08	09-09	2242	\$287.66	09-23
2220	\$83.65	09-04	2243	\$143.55	09-28
2221	\$124.00	09-09	2244	\$94.34	09-25
2222	\$118.70	09-10	2245	\$1,485.00	09-18
2223	\$172.56	09-09	2246	\$67.67	09-21
2224	\$42.20	09-10	2247	\$362.85	09-22
2225	\$15.70	09-09	2248	\$90.08	09-25
2226	\$97.44	09-22	2249	\$398.48	09-18
2227	\$129.95	09-10	2250	\$208.28	09-23
2228	\$159.80	09-23	*2256	\$112.75	09-29
2229	\$1,675.00	09-03	*2280	\$88.63	09-30

(* Skip in check sequence, R-Check has been returned, + Electronified check)

Total Checks paid: 34 for **-\$15,374.75**

9:48 PM
10/21/20

Buckingham Park Water District
Reconciliation Summary
125 - Umpqua Bank - 6156 (USDA pmnts), Period Ending 09/30/2020

	<u>Sep 30, 20</u>
Beginning Balance	55,164.09
Cleared Transactions	
Checks and Payments - 1 item	-22.63
Deposits and Credits - 1 item	<u>375.95</u>
Total Cleared Transactions	<u>353.32</u>
Cleared Balance	<u>55,517.41</u>
Register Balance as of 09/30/2020	55,517.41
Ending Balance	55,517.41

9:48 PM
10/21/20

Buckingham Park Water District
Reconciliation Detail
125 · Umpqua Bank - 6156 (USDA pmnts), Period Ending 09/30/2020

Type	Date	Num	Name	Clr	Amount	Balance
Beginning Balance						55,164.09
Cleared Transactions						
Checks and Payments - 1 item						
Check	09/22/2020			X	-22.63	-22.63
Total Checks and Payments					-22.63	-22.63
Deposits and Credits - 1 item						
Transfer	09/28/2020			X	375.95	375.95
Total Deposits and Credits					375.95	375.95
Total Cleared Transactions					353.32	353.32
Cleared Balance					353.32	55,517.41
Register Balance as of 09/30/2020					353.32	55,517.41
Ending Balance					353.32	55,517.41



UMPQUA BANK

September 30, 2020 Page: 1 of 2

Customer Service:
1-866-486-7782

BUCKINGHAM PARK WATER DISTRICT
U S D A LOAN
2880 EASTLAKE DR
KELSEYVILLE CA 95451-9031

Last statement: August 31, 2020
This statement: September 30, 2020

Umpqua Bank Rules & Regulations updates go into effect 7-1-2020. This update mainly includes changes to Umpqua Bank's Funds Availability Policy. Next business day funds availability has increased to \$225, if there is a hold on a check. For more info, and to review other changes, you may request a copy by calling us at 1-866-486-7782 or visiting umpquabank.com/disclosures.

PUBLIC FUNDS ANALYZED CHECKING

Account number	4864976156	Beginning balance	\$55,164.09
Low balance	\$55,141.46	Deposits/Additions	\$375.95
Average balance	\$55,194.90	Withdrawals/Subtractions	\$22.63
Interest earned	\$0.00	Ending balance	\$55,517.41

Other Deposits/ Additions

<u>Date</u>	<u>Description</u>	<u>Additions</u>
09-28	Cash Mgmt Trsfr Cr Ref 27211271 Funds Transfer Frm Dep 4861421586 From Usda Loan Payment	375.95
Total Other Deposits/ Additions		\$375.95

Other Withdrawals/Subtractions

<u>Date</u>	<u>Description</u>	<u>Subtractions</u>
09-22	Maintenance Fee Analysis Activity For 08/20	22.63
Total Other Withdrawals/Subtractions		\$22.63

Daily Balances

<u>Date</u>	<u>Amount</u>	<u>Date</u>	<u>Amount</u>	<u>Date</u>	<u>Amount</u>
08-31	55,164.09	09-22	55,141.46	09-28	55,517.41
				09-30	55,517.41

Overdraft Fee Summary

	Total For This Period	Total Year-to-Date
Total Overdraft Fees	\$0.00	\$0.00
Total Returned Item Fees	\$0.00	\$0.00

Checks

(* Skip in check sequence, R-Check has been returned, + Electronified check)
 Total Checks paid: 0 for **-\$0.00**

9:50 PM
10/21/20

Buckingham Park Water District
Reconciliation Summary
120 · LAIF, Period Ending 09/30/2020

	<u>Sep 30, 20</u>
Beginning Balance	829,408.80
Cleared Transactions	
Deposits and Credits - 1 item	<u>70,000.00</u>
Total Cleared Transactions	<u>70,000.00</u>
Cleared Balance	<u><u>899,408.80</u></u>
Register Balance as of 09/30/2020	899,408.80
Ending Balance	899,408.80

9:50 PM
10/21/20

Buckingham Park Water District
Reconciliation Detail
120 - LAIF, Period Ending 09/30/2020

Type	Date	Num	Name	Clr	Amount	Balance
Beginning Balance						829,408.80
Cleared Transactions						
Deposits and Credits - 1 item						
Transfer	09/04/2020			X	70,000.00	70,000.00
Total Deposits and Credits					70,000.00	70,000.00
Total Cleared Transactions					70,000.00	70,000.00
Cleared Balance					70,000.00	899,408.80
Register Balance as of 09/30/2020					70,000.00	899,408.80
Ending Balance					70,000.00	899,408.80

California State Treasurer
Fiona Ma, CPA



Local Agency Investment Fund
 P.O. Box 942809
 Sacramento, CA 94209-0001
 (916) 653-3001

October 01, 2020

LAIF Home
PMIA Average Monthly
Yields

BUCKINGHAM PARK WATER DISTRICT

OFFICE MANAGER
 2880 EASTLAKE DRIVE
 KELSEYVILLE, CA 95451

Tran Type Definitions

Account Number: 90-17-003

September 2020 Statement

Effective Date	Transaction Date	Tran Type	Confirm Number	Web Confirm Number	Authorized Caller	Amount
9/3/2020	9/3/2020	RD	1653544	N/A	AHIMSAH WONDERWHEEL	70,000.00
9/3/2020	9/9/2020	RDA	1653861	N/A	AHIMSAH WONDERWHEEL	-70,000.00
9/4/2020	9/9/2020	RDX	1653862	N/A	AHIMSAH WONDERWHEEL	70,000.00

Account Summary

Total Deposit:	70,000.00	Beginning Balance:	829,408.80
Total Withdrawal:	0.00	Ending Balance:	899,408.80

BUCKINGHAM PARK WATER DISTRICT

INTERNAL CONTROLS

COMPLIANCE REVIEW: PETTY CASH

September 2020

Date	Receipt Amount	Log	QB	Notes
9/15/20	\$50.00 x	x		fuel
9/22/20	\$6.63 x	x		diesel fuel
9/24/20	\$20.00 x	x		partial pmnt@trench permit
9/24/2020	\$12.00 x	x		Easement copies

Was petty cash hand reconciled during reporting Month? yes

Date(s) of Petty Cash hand reconciliation: 9/14/20
10/1/20

VARIANCES: 0

Notes to Variances: n/a

October 21, 2020

Nakia Sockett

9:26 PM
10/21/20

Buckingham Park Water District
Reconciliation Summary
130 - Petty Cash, Period Ending 09/30/2020

	<u>Sep 30, 20</u>
Beginning Balance	109.92
Cleared Transactions	
Checks and Payments - 4 items	-88.63
Deposits and Credits - 2 items	<u>178.71</u>
Total Cleared Transactions	<u>90.08</u>
Cleared Balance	<u><u>200.00</u></u>
Register Balance as of 09/30/2020	200.00
New Transactions	
Checks and Payments - 3 items	<u>-93.02</u>
Total New Transactions	<u>-93.02</u>
Ending Balance	<u><u>106.98</u></u>

9:26 PM

10/21/20

Buckingham Park Water District
Reconciliation Detail
130 - Petty Cash, Period Ending 09/30/2020

Type	Date	Num	Name	Clr	Amount	Balance
Beginning Balance						109.92
Cleared Transactions						
Checks and Payments - 4 items						
Check	09/15/2020		Brait's Riviera Foods	X	-50.00	-50.00
Check	09/22/2020	1762	Westgate Market	X	-6.63	-56.63
Check	09/24/2020		Lake County Depart...	X	-20.00	-76.63
Check	09/24/2020		Lake County Recorder	X	-12.00	-88.63
Total Checks and Payments					-88.63	-88.63
Deposits and Credits - 2 items						
Check	09/15/2020	2248	Ahimsah Wonderwh...	X	90.08	90.08
Check	09/29/2020	2280	Ahimsah Wonderwh...	X	88.63	178.71
Total Deposits and Credits					178.71	178.71
Total Cleared Transactions					90.08	90.08
Cleared Balance					90.08	200.00
Register Balance as of 09/30/2020					90.08	200.00
New Transactions						
Checks and Payments - 3 items						
Check	10/06/2020		Brait's Riviera Foods		-40.00	-40.00
Check	10/15/2020		Autozone		-13.02	-53.02
Check	10/21/2020	1763	Brait's Riviera Foods		-40.00	-93.02
Total Checks and Payments					-93.02	-93.02
Total New Transactions					-93.02	-93.02
Ending Balance					-2.94	106.98

WZ 9/15/20
GAS FOR RANGER + CAN

00198 MT

RIVIERA FOODS
9730 STATE HWY 281 KELSEVILLE CA
(707) 277-7601

0001 03 03840452 09/15/20 8:18am 151 JULIE
GAS \$50.00

SUBTOTAL \$50.00
TOTAL \$50.00

CASH \$50.00
CHANGE \$0.00

OF ITEMS: 1

15.629 GAL @ \$3.199/GAL

WESTGATE MARKET
 (707) 263-4605
 3740 Highland
 Springs Road.
 Lakeport, CA. 95453

WR 9/22/20

Description	Qty	Amount
DIESEL CA #01	2.0096	6.63
SELF @ 3.299/ G		
	Subtotal	6.63
	Tax	0.00
TOTAL		6.63
	CASH \$	10.00
	CASH \$	-3.37

THANK YOU
 PLEASE COME AGAIN
 NO REFUNDS
 or Exchanges
 All Sales Final

ST# EAS12 TILL XXXX DR# 1 TRAN# 1029829
 CSH: 4 09/22/20 14:36:35

County Of Lake
Lakeport, California

Receipt No. 1392495

Department: 1903

Date 9/24/20

Received of Buckingham Water \$ 220.00


two hundred twenty and 10/100 Dollars

Detail of Deposit Trenching Permit #13692

CASH 20.00

CHECK 2255

OTHER

By 

Research Copies of Easement of Zone 1 tank site

498.50

Receipt: 202009007538

LAKE COUNTY RECORDER

Teller: ELO Station: 001 Drawer: 001
Date: 9/24/2020 9:54:30 AM

BUCKINGHAM PARK WATER DIST

COPIES	2	\$	4.50
COPIES	2	\$	4.50
Amount Due		\$	9.00
Amount Received		\$	20.00
CASH			
Change	1	\$	11.00
Balance		\$	0.00



09/24/20 09:49 AM Card#_ 2779
 AID# A0000000980840
 Application: US DEBIT
 555 N MAIN ST, LAKEPORT CA
 Term ID: CA8891

Sequence#2126

Withdraw from Chk Acct_0000	\$100.00
Surcharge	\$3.00
Total Withdrawal	\$103.00

Balance \$2,212.17

Banking at Chase has never been so convenient.
 Access all of the online and mobile services included with your checking account at: [Chase.com/MyChase](https://www.chase.com/MyChase)
 Your satisfaction matters. Share your feedback at: [chase.com/sendusfeedback](https://www.chase.com/sendusfeedback)

JPMorgan Chase Bank, N.A. Member FDIC

0.00 *

9.00 +

3.00 +

12.00 *

3:31 PM

09/14/20

Accrual Basis

Buckingham Park Water District
Account QuickReport
 As of September 30, 2020

Type	Date	Num	Name	Memo	Split	Amount	Balance
130 - Petty Cash							109.92
Total 130 - Petty Cash							109.92
TOTAL							109.92

BUCKINGHAM PARK WATER DISTRICT

2248

Ahimsah Wonderwheel - Petty Cash
 130 - Petty Cash

9/15/2020

90.08

Umpqua Bank- 1586

90.08

PETTY CASH RECONCILIATION

DATE: 9/14/20

\$0.01	<u>.07</u> .06	(Attach tape here)
\$0.05	<u>.45</u>	
\$0.10	<u>.40</u>	
\$0.25	<u>2.00</u>	
\$1.00	<u>7.00</u>	0.00 *
\$5.00	<u>40.00</u>	40.00 +
\$10.00	<u>20.00</u>	20.00 +
\$20.00	<u>40.00</u>	40.00 +
\$50.00		7.00 +
\$100.00		2.00 +
		0.40 +
		0.45 +
		0.07 +
		109.92 *
Total Cash	<u>109.92</u>	

Reconciled By:  / 9/14/20
Date

Verified By:  / 9/14/20
Date

0.00 *
200.00 +
109.92 -
90.08 *

1:25 PM

**Buckingham Park Water District
Account QuickReport
As of September 30, 2020**

09/29/20

accrual Basis

Type	Date	Num	Name	Memo	Split	Amount	Balance
130 · Petty Cash							109.92
Check	09/15/2020	2248	Ahimsah Wonderwhe...		115 · Umpqua B...	90.08	200.00
Check	09/15/2020		Braitto's Riviera Foods		541.60 · Mileag...	-50.00	150.00
Check	09/22/2020	1762	Westgate Market		541.60 · Mileag...	-6.63	143.37
Check	09/24/2020		Lake County Departm...	Encroachment ...	531.60 · CUPA ...	-20.00	123.37
Check	09/24/2020		Lake County Recorder		498.50 · Copy C...	-12.00	111.37
Total 130 · Petty Cash						1.45	111.37
TOTAL						1.45	111.37

0.00 *
200.00 +
111.37 -
88.63 *

BUCKINGHAM PARK WATER DISTRICT

Ahimsah Wonderwheel - Petty Cash
130 · Petty Cash

9/29/2020

2280

88.63

Umpqua Bank- 1586

88.63


PETTY CASH RECONCILIATION


DATE: 10-1-20

\$0.01	<u>.10</u>
\$0.05	<u>35.15</u>
\$0.10	<u>.50</u>
\$0.25	<u>2.25</u>
\$1.00	<u>12.00</u>
\$5.00	<u>25.00</u>
\$10.00	<u>40.00</u>
\$20.00	<u>120.00</u>
\$50.00	<u> </u>
\$100.00	<u> </u>
Total Cash	<u>200.00</u>

(Attach tape here)

- 0.00 *
- 0.10 +
- 0.15 +
- 0.50 +
- 2.25 +
- 12.00 +
- 25.00 +
- 40.00 +
- 120.00 +
- 200.00 *

Reconciled By: , 10/1/20
Date

Verified By: , 10/1/20
Date

2:23 PM

10/01/20

Accrual Basis

Buckingham Park Water District
Account QuickReport
 As of September 30, 2020

Type	Date	Num	Name	Memo	Split	Amount	Balance
130 · Petty Cash							109.92
Check	09/15/2020	2248	Ahimsah Wonderwhe...		115 · Umpqua B...	90.08 ✓	200.00
Check	09/15/2020		Braitto's Riviera Foods		541.60 · Mileag...	-50.00 ✓	150.00
Check	09/22/2020	1762	Westgate Market		541.60 · Mileag...	-6.63 ✓	143.37
Check	09/24/2020		Lake County Departm...	Encroachment ...	531.60 · CUPA ...	-20.00 ✓	123.37
Check	09/24/2020		Lake County Recorder		498.50 · Copy C...	-12.00 ✓	111.37
Check	09/29/2020	2280	Ahimsah Wonderwhe...		115 · Umpqua B...	88.63 ✓	200.00
Total 130 · Petty Cash						90.08	200.00
TOTAL						90.08	200.00



(<http://www.ca.gov>)



✉ (<mailto:?subject=CAL-Card%20Benefits%20and%20Eligibility&body=%0ahttps%3A%2F%2Fwww.dgs.ca.gov%2F%2FResources%2FPage-Content%2FProcurement-Division-Resources-List-Folder%2FCAL-Card-Benefits-and-Eligibility%0a%0a>)

[Careers \(/OHR/Careers\)](#) [Translate](#)



(<https://www.dgs.ca.gov/PD>)



[HOME \(/\)](#) » [PROCUREMENT DIVISION \(HTTPS://WWW.DGS.CA.GOV/PD\)](https://www.dgs.ca.gov/PD) » [RESOURCES \(HTTPS://WWW.DGS.CA.GOV/PD/RESOURCES\)](https://www.dgs.ca.gov/PD/RESOURCES) » [CAL-CARD BENEFITS AND ELIGIBILITY \(HTTPS://WWW.DGS.CA.GOV/PD/RESOURCES/PAGE-CONTENT/PROCUREMENT-DIVISION-RESOURCES-LIST-FOLDER/CAL-CARD-BENEFITS-AND-ELIGIBILITY\)](https://www.dgs.ca.gov/PD/RESOURCES/PAGE-CONTENT/PROCUREMENT-DIVISION-RESOURCES-LIST-FOLDER/CAL-CARD-BENEFITS-AND-ELIGIBILITY)

CAL-Card Benefits and Eligibility

State and publicly funded Local government agencies learn the benefits and eligibility requirements of the commercial VISA card services offered by the State of California's CAL-Card Program.

Benefits

- No cost program (no membership or annual fees)
- Expanded supplier base
- Suppliers paid promptly
- Prompt payment and volume sales incentives (rebates)
- No minimum card count or spend
- Obtain goods and services when needed
- Purchase through point of sale, telephone and internet orders
- Reduces number of purchase orders
- Opportunities to save money
- Eliminates petty cash
- Validated controls
- Streamlines accounts payable process by reducing the number of checks issued

- Invoices due forty-five (45) days from invoice date
- Dispute, fraud, and VISA Waiver Liability protection
- No cost internet-based management solution including forms, guides, training, and standard and ad hoc management reporting
- CAL-Card policy support (State agencies only)
- Eliminates travel expense claims (Local agencies only)

Eligibility

All State of California tax-funded agencies, both State and Local government agencies are eligible to participate. Per the Participating Addendum, a “state agency” is any State of California government agency, department, bureau, board, commission, California State Universities or University of California systems. Pursuant to Public Contract Code §10298 and for purposes of the CAL-Card Participating Addendum, a “local government agency” includes:

- Cities
- Counties
- Special Districts
- School Districts
- Community Colleges
- Public Universities

or other local governmental body or corporation empowered to expend public funds for the acquisition of goods, information technology, or services.

SERVICES

- [Enroll in CAL-Card Program \(https://www.dgs.ca.gov/PD/Services/Page-Content/Procurement-Division-Services-List-Folder/Enroll-in-CAL-Card-Program-for-Government-Entities\)](https://www.dgs.ca.gov/PD/Services/Page-Content/Procurement-Division-Services-List-Folder/Enroll-in-CAL-Card-Program-for-Government-Entities)

RESOURCES

- CAL-Card Contract 7-14-99-22 Participation Agreement (PA), Amendment and User Instructions under Attachments on the State's [Cal eProcure website](https://caleprocure.ca.gov/PSRelay/ZZ_PO.ZZ_CTR_SUP_CMP.GBL?Page=ZZ_CTR_SUP_PG&Action=U&SETID=STATE&CNTRCT_ID=7-14-99-22) (https://caleprocure.ca.gov/PSRelay/ZZ_PO.ZZ_CTR_SUP_CMP.GBL?Page=ZZ_CTR_SUP_PG&Action=U&SETID=STATE&CNTRCT_ID=7-14-99-22).
- State Agencies should NOT use CAL-Card for travel-related purchases. Please refer to the Office of Fleet and Asset Management for travel-related information ([Fleet Card Services \(Voyager\)](https://www.dgs.ca.gov/OFAM/Services/Page-Content/Office-of-Fleet-and-Asset-Management-Services-List-Folder/Use-your-Voyager-Fuel-Card) (<https://www.dgs.ca.gov/OFAM/Services/Page-Content/Office-of-Fleet-and-Asset-Management-Services-List-Folder/Use-your-Voyager-Fuel-Card>)), [Statewide Travel Program](https://www.dgs.ca.gov/OFAM/Travel) (<https://www.dgs.ca.gov/OFAM/Travel>)).

CAL-CARD PROGRAM CONTACT(S)

State CAL-Card Program Office

Department of General Services
Procurement Division

707 Third Street, Second Floor
West Sacramento, CA 95605

Phone: (916) 376-2939

Email: CALCardProgram@dgs.ca.gov (<mailto:calcardprogram@dgs.ca.gov?subject=Eligibility%20and%20Benefits>).

[Back to Top](#)

[Accessibility \(/Configuration/Footer-Utility-Links/Accessibility/Accessibility\)](#)

[Certification \(/Certification\)](#)

[Employee Corner \(/Employee-Corner\)](#)

[Privacy Policy \(/Privacy\)](#)

[f](https://www.facebook.com/CalDGS/?ref=settings) (<https://www.facebook.com/CalDGS/?ref=settings>) [t](https://twitter.com/califdgs?lang=en) (<https://twitter.com/califdgs?lang=en>)

[y](https://www.youtube.com/user/CalifDGS) (<https://www.youtube.com/user/CalifDGS>) [i](https://www.instagram.com/dgscalif/?hl=en) (<https://www.instagram.com/dgscalif/?hl=en>)

[in](https://www.linkedin.com/company/cadgs) (<https://www.linkedin.com/company/cadgs>)

Copyright © 2018 State of California



(<http://www.ca.gov>)



✉ (<mailto:?subject=CAL-Card%20Merchant%20Restrictions%2C%20Exclusions&body=%0ahttps%3A%2F%2Fwww.dgs.ca.gov%2FPD%2FResources%2FPage-Content%2FProcurement-Division-Resources-List-Folder%2FCAL-Card-Merchant-Restrictions-Exclusions%0a%0a>)

[Careers \(/OHR/Careers\)](#) [Translate](#)



(<https://www.dgs.ca.gov/PD>)



HOME (/) » [PROCUREMENT DIVISION \(HTTPS://WWW.DGS.CA.GOV/PD\)](https://www.dgs.ca.gov/PD) » [RESOURCES \(HTTPS://WWW.DGS.CA.GOV/PD/RESOURCES\)](https://www.dgs.ca.gov/PD/RESOURCES) » [CAL-CARD MERCHANT RESTRICTIONS, EXCLUSIONS \(HTTPS://WWW.DGS.CA.GOV/PD/RESOURCES/PAGE-CONTENT/PROCUREMENT-DIVISION-RESOURCES-LIST-FOLDER/CAL-CARD-MERCHANT-RESTRICTIONS-EXCLUSIONS\)](https://www.dgs.ca.gov/PD/RESOURCES/PAGE-CONTENT/PROCUREMENT-DIVISION-RESOURCES-LIST-FOLDER/CAL-CARD-MERCHANT-RESTRICTIONS-EXCLUSIONS)

CAL-Card Merchant Restrictions, Exclusions

State agencies can learn about the restrictions and exclusions for selected merchants under the CAL-Card Program.

Restricted Merchant Category Codes

The CAL-Card Program allows for restriction of CAL-Card use to selected merchants based on Merchant Category Codes (MCCs). Required restrictions and exclusions are outlined below.

CAL-CARD MCCS

The Department of General Services, Procurement Division (DGS-PD) and U.S. Bank have identified high-risk and cash-related Merchant Category Codes which are excluded from the CAL-Card Program and restricted by U.S. Bank for all CAL-Cards. These restrictions cannot be removed.

- Wire Transfer - Money Orders
- Financial Institutions Manual & Automatic Cash Advances
- Convenience Checks
- Non-Financial Institutions - Foreign Currency, Money Orders, Travelers Checks
- Security Brokers/Dealers
- Savings Bonds
- Timeshares
- Betting, Casino Gaming Chips, Off Track Betting
- Fines



- Bail and Bond Payments
- Money Transfer - Member Financial Institution
- Value Purchase - Member Financial Institution
- Money Spend Intracountry
- MasterCard Money Send Intercountry
- Money Send Funding TXN
- POI Funding TXN
- Government - Owned Lotteries
- Government - Licensed Casinos (Online Gambling)
- Government - Licensed Horse/Dog Racing
- Gambling - Horse Racing, Dog Racing, State Lot
- Furriers and Fur Shops
- Antique Shops
- Pawn Shops
- Antique Reproductions
- Jewelry Stores
- Remote Stored Value Load - Member Financial Institution
- Remote Stored Value Load - Merchant
- PYMT SVC Prov - Money Transfer for a Purchase
- PYMT SVC Prov - Member Financial Institution - PYMT Tran
- PYMT SVC Prov - Merchant - PYMT Tran

Travel-Related Merchant Category Code Restrictions (State Agencies Only)

State Agency Program Administrators should exclude the following travel-related Merchant Category Codes on all State employee's CAL-Cards:

- Employee per diem travel-related expenses (see Statewide Travel Program-assume link to OFAM page), including but not limited to:
 - Airlines
 - Rental Cars
 - Gasoline
 - Hotels



State Agencies should use appropriate travel-related services through the [Statewide Travel Program \(/OFAM/Travel\)](#).

Additional Restriction Options

Agency Program Administrators may set additional Merchant Category Code restrictions for individual cards through U.S Bank [Access® Online](#) (<https://www.access.usbank.com/cpsApp1/AxolPreAuthServlet?requestCmdId=login>), or by contacting the [U.S. Bank CAL-Card Team \(mailto:calcard@usbank.com?subject=MCC%20Restriction\)](mailto:calcard@usbank.com?subject=MCC%20Restriction).

CAL-CARD SERVICE

- [Enroll in CAL-Card Program \(/PD/Services/Page-Content/Procurement-Division-Services-List-Folder/Enroll-in-CAL-Card-Program-for-Government-Entities\)](#)

CAL-CARD PROGRAM CONTACT(S)

State CAL-Card Program Office

Department of General Services
Procurement Division

707 Third Street, Second Floor
West Sacramento, CA 95605

Phone: (916) 376-2939

Email: CALCardProgram@dgs.ca.gov (<mailto:CALCardProgram@dgs.ca.gov?subject=MCC%20Question>).

U.S. Bank

Email: CALCard@usbank.com (<mailto:CALCard@usbank.com?subject=MCC%20Question>)

[Back to Top](#)

[Accessibility \(/Configuration/Footer-Utility-Links/Accessibility/Accessibility\)](#)

[Certification \(/Certification\)](#)

[Employee Corner \(/Employee-Corner\)](#)

[Privacy Policy \(/Privacy\)](#)

[f](https://www.facebook.com/CalDGS/?ref=settings) (<https://www.facebook.com/CalDGS/?ref=settings>) [t](https://twitter.com/califdgs?lang=en) (<https://twitter.com/califdgs?lang=en>)

[y](https://www.youtube.com/user/CalifDGS) (<https://www.youtube.com/user/CalifDGS>) [i](https://www.instagram.com/dgscalif/?hl=en) (<https://www.instagram.com/dgscalif/?hl=en>)

in (<https://www.linkedin.com/company/cadgs>)

Copyright © 2018 State of California





QUOTATION NO. Q-000056_1-SRC

To: Ahimsah Wonderwheel
Project: Buckingham Park Water District
Sales: Sean Coholan

Date: September 4, 2020
Terms: N30
Freight: Included in Price

RE: 750 SAFE Tank Price Quote

TANK SYSTEM: Sodium Hypochlorite

Primary Tank (Quantity: 1) 750 SAFE-Tank Inside Primary Tank 1.90 specific gravity wall thickness Crosslinked Polyethylene (XLPE), Black Tank wall includes Oxidation Resistance additives(OR1000) NSF-61 Certified for Sodium Hypochlorite Storage for Potable Water Application

Containment

750 SAFE-Tank Nested Containment Outside Tank 1.90 specific gravity wall thickness Crosslinked Polyethylene (XLPE), Black

Lid/Manway

17" Cap Buttress Thread, Black (polyethylene)

Fill

Bulkhead fitting Assembly 2" Socket x thread PVC/EPDM

Discharge

Bulkhead fitting Assembly 2" Socket x thread PVC/EPDM with internal dip pipe

Vent

U-vent 4" PVC

Level Gauge

Reverse Float Level Gauge PVC

System Subtotal:	\$ 5,268.00
Freight/Shipping Estimate:	\$ 925.00
Order Grand Total:	\$6,193.00

Approval Drawing- Approx 1 week after approval of PO

Standard Delivery After Approval: 6 weeks

*Please note – Sales Tax is not included

MISCOwater's Terms and Conditions of Sale are attached and are, by reference, a part of this quote.

All Sales and contracts made by us are expressly subject to the conditions as shown hereon and on the back hereof. Stenographic and clerical errors subject to correction. Claims for shortages, defective goods, errors or allowances must be made within 30 days from date of invoice. This quotation shall be of no effect unless written acceptance is received by us within 30 days from the date hereof. We reserve the right to withdraw this quotation prior to our receipt of such acceptance.

Submitted By: Sean Coholan
5976 West Las Positas Blvd, Ste 226,
Pleasanton, CA 94588
925.225.1900

1. ACCEPTANCE

When the Buyer signifies acceptance of this quotation by submission of a Purchase Order or signed MISCOWATER Quotation, it shall become a binding contract when accepted and signed by an authorized signer of the Seller (MISCOWATER). Any changes or amendments to this proposal made by the Buyer must have MISCOWATER's approval in writing to become a part of this contract.

2. DELIVERY

Any shipment or delivery date recited represents our best estimate, but no liability, direct or indirect, is assumed by MISCOWATER for failure to ship or deliver on such dates. Unless otherwise directed, MISCOWATER shall have the right to make early or partial shipments and invoices covering the same to Buyer shall be due and payable in accordance with payment terms hereof. FOB shall be origin.

3. APPROVAL DRAWINGS

Any preliminary drawings or literature attached to our quotation are for illustration purposes only to show approximate arrangements. Specific drawings and submittal data will be furnished for approval as required after receipt and acceptance of the Buyer's order. Fabrication of products or equipment ordered will not begin until approval and direction to proceed is received in writing.

4. PAYMENT

Payment terms, upon credit approval, are Net 30 Days from the date of each invoice issued for each partial or final shipment. Flowdown provisions are not accepted. Retention is not allowed. In the event any payment becomes past due, a charge of 1.5% will be assessed monthly.

5. TAXES AND BONDS

Taxes and bonds are NOT included in our pricing. Any applicable taxes or bonds will be added to the price and shown separately on each invoice.

6. CLAIMS AND BACKCHARGES

Buyer agrees to examine all materials immediately upon delivery and report to Seller (MISCOWATER) in writing any defects or shortages noted no later than 10 days following the date of receipt. The parties agree that if no such claim is made within said time, it shall be considered acceptable and in good order with respect to any defect or shortage which would have been revealed by such an inspection. In no event will MISCOWATER be responsible for any charge for modification, servicing, adjustment or for any other expense without written authorization from MISCOWATER prior to the performance of any such work.

7. SECURITY INTEREST & TITLE

Until all amounts due MISCOWATER have been paid in full, Seller shall retain a security interest in the product and have all rights of a secured party under the California Uniform Commercial Code, including the right to repossess the product or equipment without legal process.

8. WARRANTY

MISCOWATER warrants that the product furnished will be free from defects in material and workmanship when installed, operated and maintained under design conditions and in accordance with the manufacturer's written instructions. Warranties will expire (18) months after shipment or twelve (12) months after start-up, whichever occurs first. Expandable items such as filter or scrubber media are excluded from this warranty.

THIS WARRANTY, INCLUDING THE STATED REMEDIES, IS EXPRESSLY MADE BY SELLER AND ACCEPTED BY PURCHASER IN LIEU OF ALL OTHER WARRANTIES. SELLER MAKES NO WARRANTIES, EXPRESSED OR IMPLIED, OF MERCHANTABILITY, FITNESS OR OTHERWISE, WHICH EXTEND BEYOND THE DESCRIPTION OF THE PRODUCT HEREIN. SELLER WILL NOT BE LIABLE FOR ANY CONSEQUENTIAL, INCIDENTAL OR LIQUIDATED DAMAGES, AND IN NO EVENT SHALL BE LIABLE FOR ANY AMOUNT IN EXCESS OF THE PURCHASE PRICE OF THE PRODUCT PURCHASED ON THIS ORDER.

The foregoing is Seller's only obligation and Buyer's exclusive remedy for breach of warranty, and, except for gross negligence and willful misconduct, the foregoing is Buyer's exclusive remedy against Seller for all claims arising hereunder or relating hereto. Buyer's failure to submit a timely claim as provided shall specifically waive all claims for damages or other relief.

9. CANCELLATION

Should this order be cancelled, Buyer shall be obligated to pay for the level of work performed and products shipped. Work performed includes any engineering, calculations, preparation of submittals, drawings, and/or travel to job site in relation to this order.

10. FIELD WORK

Unless specifically stated on our quotation, installation, start-up service, supervision, operation and training are not included in our pricing of product.

11. COMPLETE AGREEMENT

These terms are intended by the parties as a final expression of their agreement and are intended also as a complete and exclusive statement of the terms of their agreement. No course or prior dealings between the parties and no usages of the trade shall be relevant to supplement or explain any term used in this agreement. This agreement supersedes all prior representations and agreements with respect to the matters set forth herein and may be modified only by a written agreement to and signed by each of the parties.

MISCOWATER: _____

By: _____

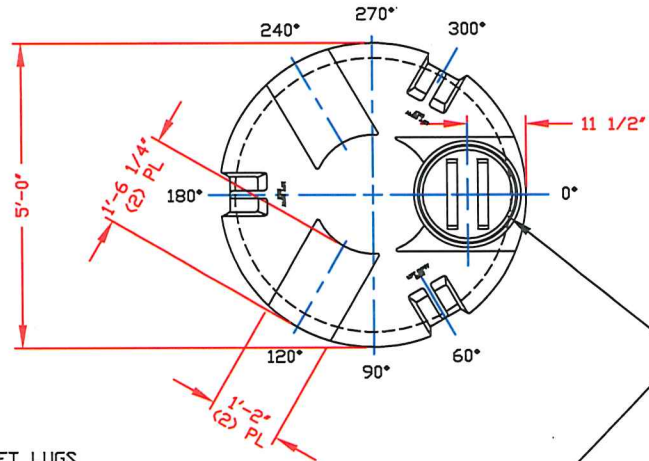
Title: _____

Title: _____

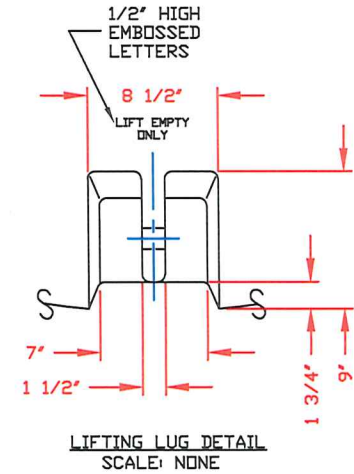
Date: _____

Date: _____

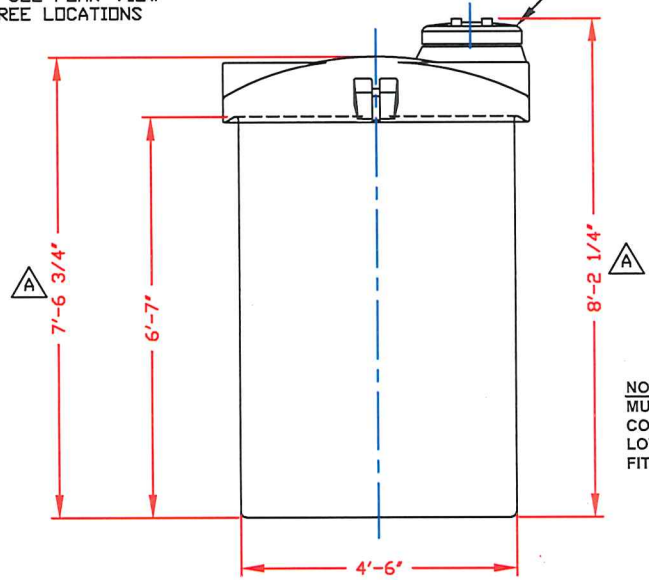
NON-CONTROLLED COPY
 INFORMATION SUBJECT TO CHANGE WITHOUT NOTICE
 VERIFY REV LEVEL OF PAPER COPY WITH REV LEVEL ON PPC WEB SITE



STANDARD COVER:
 17" CAP/BUTTRESS THR'D
 BLACK PE
 STOCK NO. 4558



NOTE: LIFT LUGS
 ROTATED INTO VIEW FOR
 CLARITY. SEE PLAN VIEW
 FOR DEGREE LOCATIONS



NOTE:
 MUST USE FLEXIBLE
 CONNECTIONS ALL
 LOWER SIDEWALL
 FITTINGS

NOTES:
 1. THIS IS A COMPUTER GENERATED DWG. DO NOT REVISE BY HAND.
 2. DIMENSIONS WILL VARY ±3% DUE TO VARIATIONS IN MULTIPLE
 MOLDS & CONDITIONS PREVALENT DURING MANUFACTURE & USAGE.


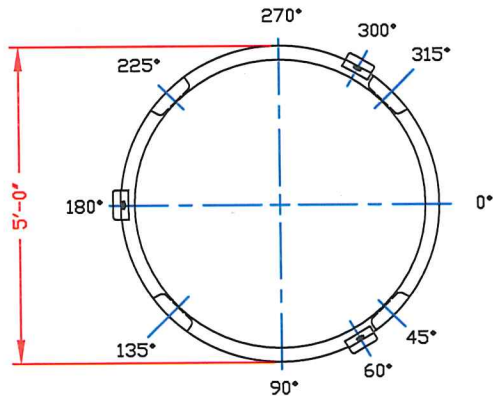
CALCULATED CAPACITIES/ VOLUME IN U.S. GALLONS			
TANK DESIGN	CAP	DOME VOL	TOTAL VOL
INNER	750	56	806

CONFIDENTIAL PROPERTY OF
 POLY PROCESSING COMPANY
 NOT FOR REPRINT OR USE
 WITHOUT PERMISSION

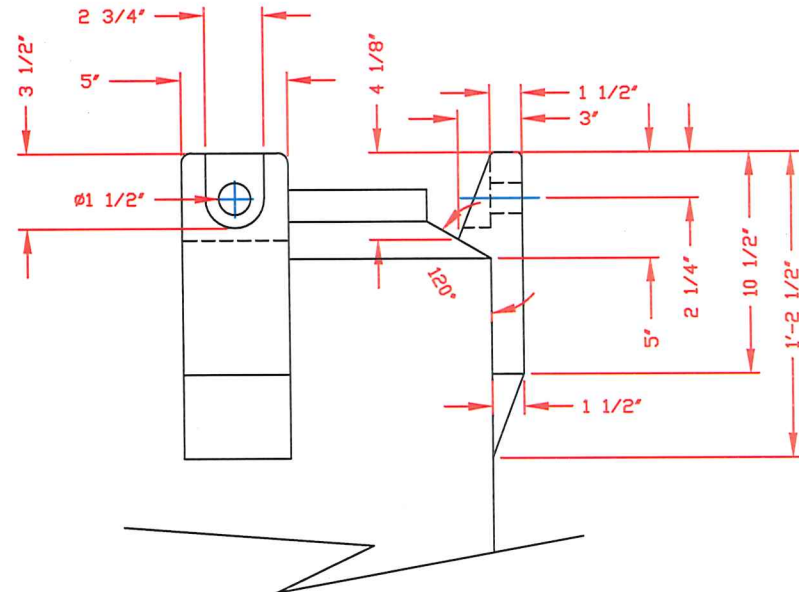
DWG TITLE		750 GALLON SAFE-TANK INNER	
SCALE:	1/2"=1'-0"	Central Region P.O. Box 4880 CHENIERE Lake Charles, LA 70601 (504) 382-7700 (504) 382-7705	DR:
DATE:	09/11/19		CK:
SHEET		COMPUTER FILE	REV
1 OF 1		SAFE-I-00750	A

REV "A" REVISED DIMENSIONS BY:JB 5/11/16

NON-CONTROLLED COPY
 INFORMATION SUBJECT TO CHANGE WITHOUT NOTICE
 VERIFY REV LEVEL OF PAPER COPY WITH REV LEVEL ON PPC WEB SITE

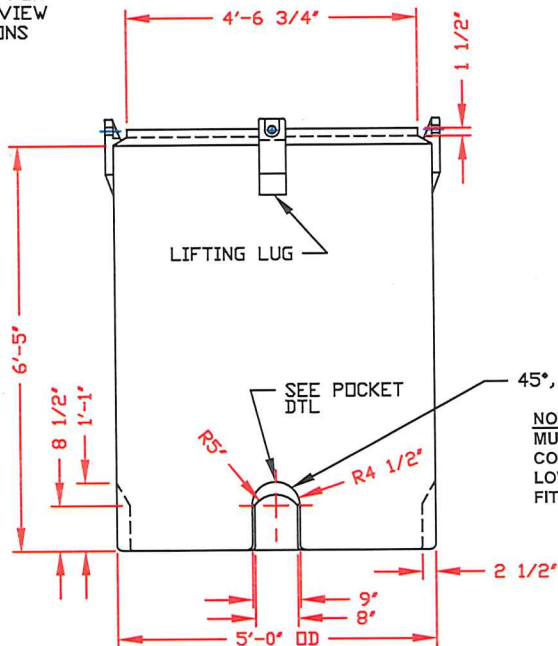


POCKET DETAIL
SCALE: NONE



LUG DETAIL
SCALE: NONE

NOTE: LUGS & POCKETS ROTATED INTO VIEW FOR CLARITY. SEE PLAN VIEW FOR DEGREE LOCATIONS



NOTE:
MUST USE FLEXIBLE CONNECTIONS ALL LOWER SIDEWALL FITTINGS

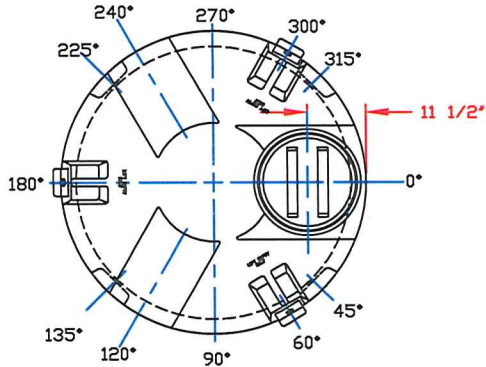
NOTES:
 1. THIS IS A COMPUTER GENERATED DWG. DO NOT REVISE BY HAND.
 2. DIMENSIONS WILL VARY ±3% DUE TO VARIATIONS IN MULTIPLE MOLDS & CONDITIONS PREVALENT DURING MANUFACTURE & USAGE.

CALCULATED CAPACITIES/ VOLUME IN U.S. GALLONS		
TANK	DESIGN CAP	DOME VOL/TOTAL VOL
OUTER	944	N/A 944

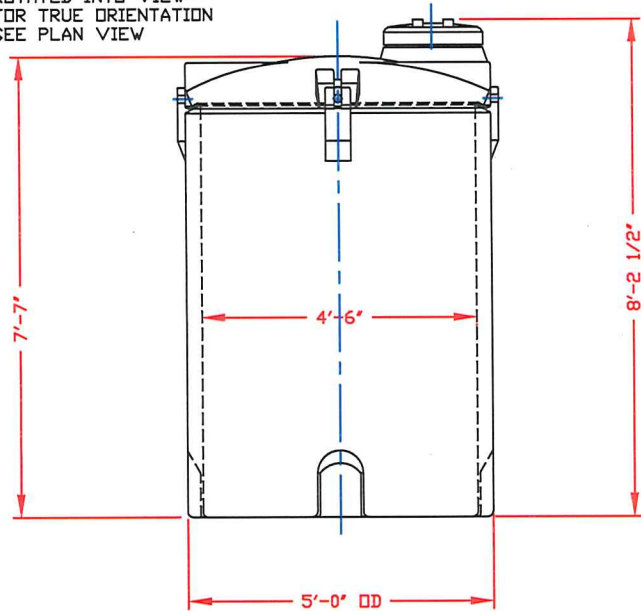
CONFIDENTIAL PROPERTY OF
 POLY PROCESSING COMPANY
 NOT FOR REPRINT OR USE
 WITHOUT PERMISSION

DWG TITLE		750 GALLON OUTER SAFE-TANK/ 940 GALLON OPEN TOP TANK	
SCALE:	1/2"=1'-0"	Central Region P.O. Box 438 Orange 801 East Sherwood Rd. Monroe, LA 70608 CSD 343-7252 FAX CSD 343-8775	DR: B. HARPER
DATE:	09/11/19		CK:
SHEET		COMPUTER FILE	REV
1 OF 1		SAFE-0-00750	-

NON-CONTROLLED COPY
 INFORMATION SUBJECT TO CHANGE WITHOUT NOTICE
 VERIFY REV LEVEL OF PAPER COPY WITH REV LEVEL ON PPC WEB SITE



ELEVATIONS ONLY--
 NOZZLES & ACCESSORIES
 ROTATED INTO VIEW--
 FOR TRUE ORIENTATION
 SEE PLAN VIEW



NOTE:
 MUST USE FLEXIBLE
 CONNECTIONS ALL
 LOWER SIDEWALL
 FITTINGS

CALCULATED CAPACITIES/ VOLUME IN U.S. GALLONS			
TANK	DESIGN CAP	DOME VOL	TOTAL VOL
INNER	750	56	806
OUTER	944	N/A	944


NOTES:

1. THIS IS A COMPUTER GENERATED DWG. DO NOT REVISE BY HAND.
2. DIMENSIONS WILL VARY ±3% DUE TO VARIATIONS IN MULTIPLE MOLDS & CONDITIONS PREVALENT DURING MANUFACTURE & USAGE.
3. INNER TANK DESIGNED FOR 1.9 SpG MAT'L @ 100°F/ATMDS PRESSURE
 OUTER TANK DESIGNED FOR 1.9 SpG MAT'L @ 100°F/ATMDS PRESSURE

DWG TITLE		750 GALLON SAFE-TANK ASSEMBLY	
SERVICE: XXXXX		INNER: 1.9 SpG/XLPE/NATURAL STOCK NO. XXXXXX	
SCALE: 1/2"=1'-0"		OUTER: 1.9 SpG/XLPE/NATURAL STOCK NO. XXXXXX	
DATE: 09/11/19		Central Region P.O. Box 428 Bossier, LA 70601 CITY: BOSSIER, LA 70601 CITY: BOSSIER, LA 70601 CITY: BOSSIER, LA 70601	DR: B. HARPER
		SHEET 1 OF 1	COMPUTER FILE SAFE-A-00750

SAFE-TANK® Double Wall Tank System

A complete double wall system for secondary containment.



Poly Processing's SAFE-Tank® double wall tank system, is a "tank-within-a-tank" that provides secondary containment to avoid the damaging of equipment or property, loss of chemical, or injury to employees in the event of a spill. The tank is designed to keep contaminants from entering the interstitial area.

The SAFE-Tank® Double Wall Tank System:

- Provides 110% double wall secondary containment.
- Will equalize in the event of a primary tank issue and allow the tank system to be continually used until the operator has time to address the issue.
- Is ideal for chemicals like sulfuric acid that can have dangerous exothermic reactions to water.
- Eliminates the expense, cost and maintenance of secondary concrete containment.
- Minimizes the system's footprint by providing secondary containment in a more compact way.
- Adding an enhanced bellows transition fitting will maximize your SAFE-Tank® double wall tank system's performance.

SAFE-Tank® double wall tank systems are also available with the OR-1000™ system for superior antioxidant resistance.

CALIFORNIA

8055 S. Ash St.
French Camp, CA 95231

LOUISIANA

P.O. Box 4150
2201 Old Sterlington Rd.
Monroe, LA 71203
Tel: 800.523.9871
sales@polyprocessing.com

VIRGINIA

161 McGhee Rd.
Winchester, VA 22603

CARBON BLACK TANKS

A wide variety of compounded colors are available for polyethylene storage tanks. Cosmetics to match the surrounding buildings and landscape, customer preferences, and the application or the chemicals being stored are factors determining tank color selection. However, one color almost always selected for higher end storage solutions, such as storing harsh, aggressive chemicals such as sodium hypochlorite, is black. Specifically when the tank is used outdoors.

Let's explore why black, or more specifically, carbon black, is a smart color choice.



What Is Carbon Black?

Carbon Black is a form of nearly pure, elemental carbon. With its different molecular structure from other forms of elemental carbon, graphite and diamond, carbon black has different physical properties. It's softer than graphite and diamond, and intensely black in color. Carbon black is manufactured by burning hydrocarbon fuels at a reduced heat in a controlled atmosphere. Kerosene is one of the most common hydrocarbons used in manufacturing carbon black.

Why Carbon Black?

Carbon black has many applications in plastics. It's used as a pigment, conductive filler material, particulate reinforcement, and UV absorber. In crosslinked polyethylene storage tanks, carbon black is used as both a compounded pigment and UV absorber. Carbon black is the industry standard for UV absorption, when compared to other colors like forest green or white storage tanks that are pigmented with Titanium Dioxide. Many of these other pigmented colors shorten the useful life of a chemical tank due to premature breakdown of the polymer.

California

8055 S. Ash St.
French Camp, CA 95231
Tel: 877.325.3142

Louisiana

P.O. Box 4150
2201 Old Sterlington Rd.
Monroe, LA 71203
Tel: 866.590.6845
sales@polyprocessing.

Virginia

161 McGhee Rd.
Winchester, VA 22603
Tel: 877.633.6416

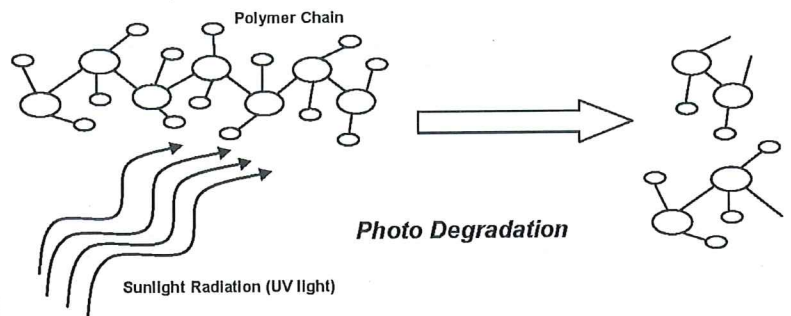


POLYPROCESSING
SOLUTIONS, SIMPLIFIED.

www.polyprocessing.com

CARBON BLACK TANKS (CONTINUED):

Carbon black offers superior weather resistance in storage tanks housed outside. Polyethylene tanks, in addition to heating when exposed to sunlight, also degrade from exposure to ultraviolet rays. UV turns plastic brittle through photodegradation. This degradation results in loss of mechanical properties, discoloration, cracking, fading, and chalking. Photodegradation weathers polyethylene.



A simple, inexpensive method to protect polyethylene from UV degradation is adding carbon black as an internal stabilizer material. Carbon black, added as a stabilizer, absorbs or screens out damaging UV rays. The rays are transformed into heat. The heat is harmlessly dissipated throughout the tank itself.

The UV index value or rating of carbon black, according to an ExxonMobil study conducted over a 36 month period in the Arizona desert, supports carbon black as a superior UV resistant material.

While black tanks have a slightly higher overall temperature than natural or white tanks, the UV protection the carbon black provides outweighs the effects of slightly elevated temperature levels. The useful life of the tank is extended and the potential for catastrophic failure is reduced significantly. As a result, carbon black is the preferred compounded pigment for storing harsh chemicals such as sodium hypochlorite and other aggressive materials.

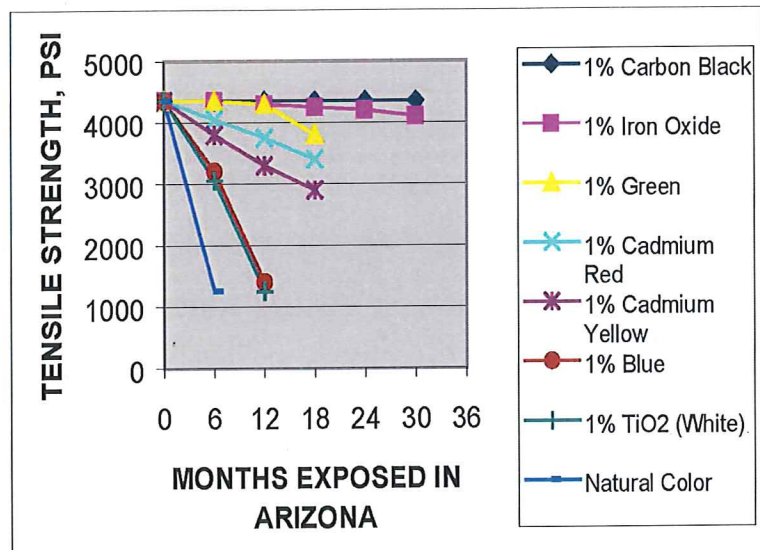



Figure 1: Effect of Pigments on UV stabilization of HDPE PE resins.
Source ExxonMobil "Tip from Technology, UV Effect on Polyethylene"

OR-1000™

An inner-surface technology for four times the antioxidant power.



Poly Processing's exclusive OR-1000™ system was specifically designed to address the aggressive oxidation effects of sodium hypochlorite, sulfuric acid and hydrochloric acid by adding an additional chemical barrier between XLPE and the chemical. OR-1000's engineered inner surface is made of polyethylene, specifically formulated to resist oxidation. Its outer surface is made of XLPE for superior strength. The 2 surfaces are molecularly bound together during the rotomolding process, creating a truly seamless bond between the XLPE and the OR-1000 system.

The advantages of OR-1000™:

- The result gives you 4 times the antioxidant strength of any polyethylene on the market today!
- All wetted surfaces are covered by the OR-1000™ system, extending tank life in oxidizing chemical storage environments.
- OR-1000™ can be used on any of our tanks, including SAFE-Tank® and IMFO® tank systems.

CALIFORNIA
8055 S. Ash St.
French Camp, CA 95231

LOUISIANA
P.O. Box 4150
2201 Old Sterlington Rd.
Monroe, LA 71203
Tel: 866.590.6845
sales@polyprocessing.com

VIRGINIA
161 McGhee Rd.
Winchester, VA 22603

ABOUT XLPE

High-density crosslinked polyethylene, or XLPE, is a thermoset resin that is specifically designed for critical applications like chemical storage. During the XLPE manufacturing process, a catalyst (peroxide) is built into the resin, which creates a free radical. The free radical generates the crosslinking of the polymer chain, so the tank essentially becomes one giant molecule. The result is a resin that is specifically designed for critical chemical applications.

XLPE versus Linear Polyethylene



- XLPE has 20 times the environmental stress crack resistance of HDPE.
- It has 10 times the molecular weight of HDPE.
- It has 5 times the impact and tensile strength of HDPE.

XLPE versus Fiberglass-Reinforced Plastic (FRP)

- XLPE offers seamless construction for greater strength.
- With FRP, chemicals can wick into the fiber, compromising tank life.
- XLPE can have a lower cost of ownership, due to the low amount of required maintenance compared to FRP.
- FRP often requires special handling to avoid cracking.

XLPE versus Carbon and Stainless Steel

- XLPE has seamless one-piece construction, which eliminates the potential for chemical attack points and bad welds.
- Unlike carbon and stainless steel, XLPE has very broad chemical resistance capabilities without the need for high-cost coatings.
- XLPE does not require ongoing maintenance and inspection.
- XLPE is a cost-effective solution to high-priced alloys.



REVERSE FLOAT LEVEL GAUGE:

An Inside Look at the Reverse Float Level Gauge

Knowing the liquid level in a chemical storage tank is important for a number of reasons. You have to know when to order more chemical, and certain chemicals have to be stored at a specific level to maintain their properties and/or operational requirements. A reverse float level gauge is helpful in that it lets you know, from the outside of the system, how much chemical is in your tank.

Why Design a Level Gauge

A level gauge of any kind monitors the liquid level of what is being stored in the polyethylene tank. There are several types of gauges including clear tube level gauges, ultrasonic level gauges, etc. While Poly Processing works with many types of level indication, in almost all cases we recommend our reverse float gauge for use with chemical storage tanks.

How a Reverse Float Level Gauge Works

Perhaps counterintuitive at first glance, this simple level system contains a float inside the tank and a visual indicator on the outside. As the tank is filled, the chemical lifts the float which in turn allows the weighted indicator on the outside to move down. This is done using a pulley system with polypropylene rope and PVC rollers inside of PVC elbows. As the tank empties, the float inside the tank drops pulling the indicator up. This is why it is called a reverse float level gauge. (Continued On Back Page)



California


8055 S. Ash St.
French Camp, CA 95231
Tel: 877.325.3142

Louisiana

P.O. Box 4150
2201 Old Sterlington Rd.
Monroe, LA 71203
Tel: 866.590.6845
sales@polyprocessing.

Virginia

161 McGhee Rd.
Winchester, VA 22603
Tel: 877.633.6416



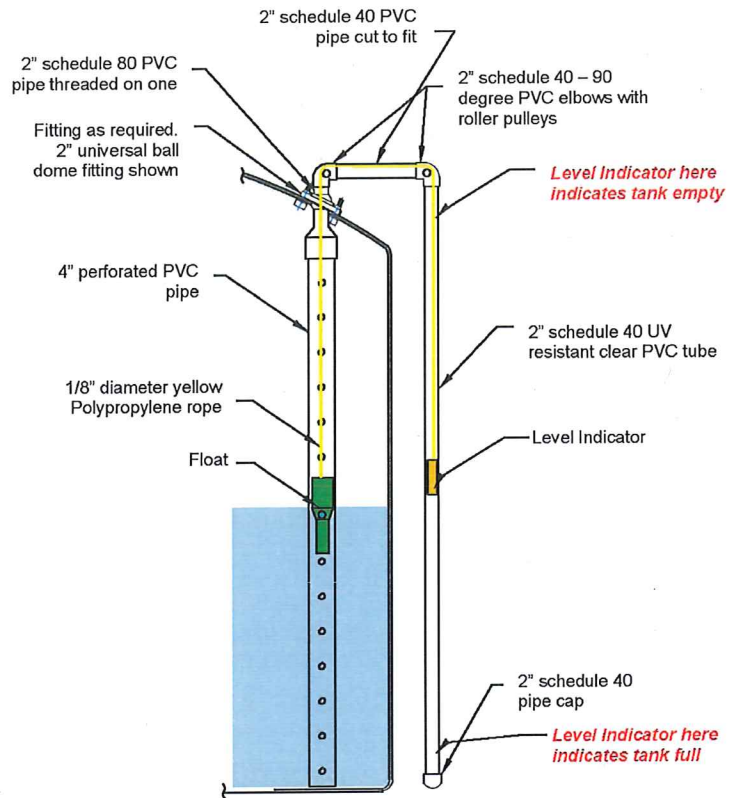
REVERSE FLOAT LEVEL GAUGE (CONTINUED):

When the tank is full, the visual indicator is at the bottom of the tank and when the tank is empty it is at the top. It is the reverse of the level it indicates and has many advantages as discussed below.

The Value Behind a Reverse Float Level Gauge

The reverse float level gauge is unique in that it is a simple system which does not require chemical on the outside of the tank to give the user a reading. The reverse float level system can be used on almost any tank including double walled SAFE-Tanks. Some of the many advantages include:

- No sidewall tank penetrations or chemical exposure needed
- All joints are dry fit for easy part replacement
- Internal float works for any chemical
- No stains on clear pipe from chemicals or UV attack
- No siphoning of the tank if the pipe breaks due to chemical in the pipe
- No chemicals burns or chemical spurts on personnel
- The chemical resistant rope used for the assembly is polypropylene
- Elbows and rollers inside of the elbows are made of high quality PVC
- Reverse calibration tape can be added for tank capacity
- Mechanical verification of ultrasonic or other electronic level sensor
- Standard or Free Standing Pipe supports are available



Products Based on Your Search



LITTLE GIANT
 1/200 HP 115V Magnetic Drive Pump,
 5 ft. Max. Head
 Item # 2P875

Web Price
\$128.00 / each



FINISH THOMPSON
 1/2 HP PVDF 208-230/460V
 Magnetic Drive Pump, 33 ft. M...
 Item # 3AZR2

Web Price
\$1,384.00 / each



FINISH THOMPSON
 1/2 HP Polypropylene 230V Magnetic
 Drive Pump, 29 ft....
 Item # 15R531

Web Price
\$604.00 / each

FINISH THOMPSON
 1/2 HP Polypropylene 115/208-230
 Magnetic Drive Pump,...
 Item # 3AZN6

Web Price
\$930.00 / each

Related Categories

Chemica
 Transfer

Chemica
 Pumps

Pumps

Chat with an Agent

Product Categories / Pumps / Chemical Pumps / Chemical Transfer Magnetic Drive Pumps / 115V Magnetic Drive Pump

LITTLE GIANT

115V Magnetic Drive Pump

Item #	Mfr. Model #
24WP13	589002
UNSPSC #	Catalog Page #
40151564	N/A

This magnetic drive pump is designed to circulate mildly corrosive acids, alkalis, solvents, brines, plating solutions, sterile solutions, and other mildly corrosive chemicals and solutions that are compatible with th [View More](#) ▾



Web Price ⓘ
\$199.00 / each

Qty 1 **Add to Cart**

Shipping Pickup

Ships from supplier. Expected to arrive on or before

Tap image to zoom.

Ship to 85280 | [Change](#)
203 of 212
[Ship Availability](#) [Terms](#)

Shipping Weight **1 lbs**

[Add to List](#)

Technical Specs

Item	Magnetic Drive Pump
Voltage	115

Compliance and Restrictions

 Hazardous Material - General

 Chat with an Agent

[Learn More](#)



Centrifugal Pumps



For transferring fluids from drums or totes to point of use.

[Learn More](#)



Drum & Barrel Pumps

MBWrepairParts.COM

AN I BUYSTORES COMPANY

RAPID ORDER SYSTEM



-OR-

PROCEED TO CHECKOUT



Ignition Coil

\$446.56

\$446.56



Tci Unit Robin Ec10D

\$409.28

\$409.28

+ NEW ITEM

UPDATE CART

CLEAR FIELDS





Switch Engine Stop

\$35.88

\$35.88

+ NEW ITEM

UPDATE CART CLEAR FIELDS



-OR- PROCEED TO CHECKOUT

ESTIMATE SHIPPING AND TAX

Enter your destination to get a shipping estimate.

Country*

UNITED STATES

State

CALIFORNIA

Zip Code

95451

FLAT RATE

o USA SHIPPING \$8.95

SUBTOTAL	\$891.72
TAX	\$64.65
GRAND TOTAL EXCL. TAX	\$891.72
GRAND TOTAL INCL. TAX	\$956.37



CATEGORIES ▾

COMMUNITY

FAQ

SELL

US ▾

Car



Search products here...



Sign Up

Logi

Home > All Categories > Tools & Hardware > Power Tools (1847)



Honda GX Series Tamper Rammer Plate Compactor Jumping Jack - CLEARANCE

\$1,399.00

Add to Cart



More than 10 available

Details

Shipping: US-Mainland: \$199.00
[\(more destinations\)](#)

Condition: Brand new

Description

Tweet

Save

Like 0

SELLER INFORMATION

Seller



westernpacificwholesale

Contact Seller

99.02%, 2050 sales



VIEW STORE

Location

US, San Marcos, CA

Payment

Credit Cards accepted via:

Money Order

Cashier's Check

Additional Info

About

Terms and Policy

Contact Info











FAQ

Honda GX Series Jumping Jack Compactor Rammer Tamper ** Upgraded Honda GX160 Engine!

MSRP \$2499 *CLEARANCE SALE- ONLY \$1399 WHILE SUPPLIES LAST

*This ships by LTL freight carrier. (Example Conway, Yellow / Roadway, UPS Freight, etc)
 Some locations off mainland US such as Florida Keys will have a surcharge. There is also now a \$55 Manhattan, NYC, Long Island, NY area freight charge.
 This shipping service is curbside delivery by default. They do offer inside delivery for an additional service
 ... [\[Full Description\]](#)

You may also be interested in:

<p>\$3.99</p>  <p>7pc TAMPER PROOF TORX BIT EZMUNY1003</p>	<p>\$15.99</p>  <p>12pc TAMPER & NON TAMPER EZMUNY1003</p>	<p>\$8.99</p>  <p>Allway Tools Series Allway 10031 HM1 1 BIGDEALSFROMTONY</p>	<p>\$4,000.00</p>  <p>Rodcraft Jump starter RC500 - UK LANGSINDUSTRIAL</p>	<p>\$22.50</p>  <p>KR PRO SERIES Locking Pliers Set JUNKMARKETSTOP</p>
<p>\$4.99</p>  <p>Copper stripboard 100 x 160mm 39 DAZZLETECH</p>	<p>\$29.99</p>  <p>Craftsman Mach Series 11-Piece SCREWEBAY</p>	<p>\$18.50</p>  <p>ALLTRADE VICE Series 90 Project JUNKMARKETSTOP</p>	<p>\$55.00</p>  <p>Heavy Swing Hinge W/ Swivel Plate 1 10 NEWENGLANDSALVAGE</p>	<p>\$17.75</p>  <p>Flat Washers Pack of 50 Steel 1.5" fit CANDSGADGETS</p>

Today's Refinance Rate
2.39%
 APR 15 Year Fixed

Select Loan Amount
 \$



NorthernTool.com | 1-800-288-9195 | Available Online Only

NorthStar Jumping Jack Tamping Rammer — With 4 HP Honda Engine

Item# 60369 ★★★★★ New — [Write a Review](#)



Reg. \$2199.99

Sale \$1799.99 *Order today to get this price*

Save \$400.00



Ship It

In Stock

[See Unloading Instructions](#)

- Honda GXR-120 4 HP, 4-cycle engine
- 11in. x 13in. plate
- Delivers 3,814 lbs. of compacting force
- Travels at 38–48 feet per minute
- Delivers 680–710 blows per minute
- Prop 65 Warning: [See Details](#)

Product Summary

This NorthStar® gas-powered tamping rammer is ideal for compacting cohesive soil in confined areas. Powered by a 4 HP Honda 4-cycle gasoline engine, it features a convenient oil checking system and dual filter system. Rammer is lightweight and well balanced for easy handling and operation. Suitable for trenches, pipelines and patching.

What's Included

(1) Tamping rammer with 4 HP Honda engine

Features + Benefits

4 HP Honda engine is powerful and reliable

Travels at 38–48 feet per minute to get the job done right

11in. X 13in. plate delivers 3814 lbs. of compaction force

Delivers 680–710 blows per minute to compact depths up to 12in.



- Honda GXR-120 4 HP, 4-cycle engine
- 11in. x 13in. plate
- Delivers 3,814 lbs. of compacting force
- Travels at 38–48 feet per minute
- Delivers 680–710 blows per minute


- Covers up to 2,200 sq. ft. per hour
- Compaction depth up to 12in.
- Durable bellows with low maintenance
- Overall 28 3/8in.L x 16 3/8in.W x 40 7/8in.H
- 2-year limited warranty

Key Specs

Item#	60369	Plate Size L x W (in.)	11 x 13
Brand	NorthStar	Compaction Force (lbs.)	3,814
Manufacturer's Warranty	12 months parts / 12 months labor	Travel Speed (ft. per min.)	10-15
Ship Weight	176.37 lbs	Compaction Depth (in.)	12
Product Type	Tamper	Overall Dimensions L x W x H (in.)	28 3/8 x 16 3/8 x 40 7/8
Horsepower	4	Product Weight (lbs.)	160
Engine Type	Honda GXR120		

Compare with Most Popular Compaction Equipment

Item# 87754




[Wacker Neuson WP Premium 20in. Single Direction Plate Compactor — 4.15 HP Honda Gas Engine.](#)
(Not Yet Rated)

Only \$1899.99

Currently Viewing


Item# 60369



[NorthStar Jumping Jack Tamping Rammer — With 4 HP Honda Engine](#)

(Not Yet Rated)
Reg. \$2,199.99
Sale \$1799.99
Save \$400.00


Item# 49161



[NorthStar Single-Direction Plate Compactor with Water Tank — With 5.5 HP Honda GX160 Engine](#)

★★★★★ (3)
Only \$1199.99


Item# 49160



[NorthStar Single-Direction Plate Compactor — With 5.5HP Honda GX160 Engine](#)

★★★★★ (21)
Only \$999.99

Item# 52313



[Powerhorse Single-Direction Plate Compactor — With 7 HP Powerhorse Engine](#)

★★★★★ (11)
Reg. \$649.99
Sale \$629.99
Save \$20.00

Product Type	Compactor	Tamper	Compactor	Compactor	Compactor
Horsepower	4.15	4	5.5	5.5	7
Engine Type	Honda air-cooled, 4-cycle, single-cylinder, gasoline engine	Honda GXR120	Honda GX160	Honda GX160	Powerhorse 212cc
Plate Size L x W (in.)	22 13/16 x 19 5/8	11 x 13	21 5/8 x 15 15/16	21 1/2 x 16 5/16	21 1/2 x 17 7/10
Compaction Force (lbs.)	3,375	3,814	3,527	3,968	3,950
Vibrations Per Minute (VPM)	5,880	-	5,700	6,400	5,500
Travel Speed (ft. per min.)	95	10-15	65-82	65-82	65
Compaction Depth (in.)	-	12	14	22	20
Overall Dimensions L x W x H (in.)	34 1/2 x 19 5/8 x 38	28 3/8 x 16 3/8 x 40 7/8	21 x 16 x 39	21 x 17 x 37	26 x 19 x 27
Product Weight (lbs.)	196.2	160	176	210	198



Tools & Home Improvement

Account Lists
Account

Return
& O

Deliver to AHIMSAH
Kelseyville 95451

Holiday Deals Gift Cards Customer Service ahimsah's Amazon.com

Tools & Home Improvement Best Sellers Deals & Savings Gift Ideas Power & Hand Tools Lighting & Ceiling Fans

Experience Nebia by Moen Spa Shower Shop now

Tools & Home Improvement Power & Hand Tools Power Tools Biscuit & Plate Joiners



JUMPING JACK Tamping Rammer for Asphalt and Cohesive Soil w/ 3 HP Honda GX100 Engine

Visit the Tomahawk Power Store
9 ratings

Price: \$1,899.99 & FREE Shipping

Pay \$158.33/month for 12 months
(plus S&H, tax) with 0% interest equal
monthly payments when you're
approved for an Amazon Store Card

Style: JX60H Rammer

- 98cc / 3 HP Honda GX100 with 3 Year Warranty
- Compaction force of 3,350 lbs. per square ft.
- Achieve 98-100% compaction on field density tests
- 13" x 11" steel shoe great for 12ft wide trenched
- Compaction of cohesive and granular soils, up to 26 in.

See more product details

New (2) from \$1,899.99 + FREE Shipping

Report incorrect product information.



PillPack by Amazon Pharmacy
Your medication,
delivered Learn more

4 stars and above Sponsored



Stark 2.0HP Gas Vibration Compaction Force Construction Plate Compactor 2,000 Lbs F... 75

\$399.95



Johnson Level & Tool 99-027K Self-Leveling Rotary Laser System, Hard Case Kit 111

\$500.85



XtremepowerUS 3600W Heavy Duty Electric Demolition Jack Hammer Concrete 96

\$199.95



GreatCircleUSA Wood Chipper Shredder Mulcher Heavy Duty 212cc Gas Powered 3 in 473

\$549.99

Sponsored products related to this item



TOMAHAWK 4 HP Honda Vibratory Rammer Jumping Jack Tamper with Honda GX120R 9

\$2,499.99



TOMAHAWK 5.5 HP Honda Vibratory Plate Compactor Tamper for Dirt, Asphalt, Gravel, S... 16

\$1,399.99



JUMPING JACK 4.5 HP Kohler Vibratory Plate Compactor Tamper for Dirt, Asphalt, Grav... 1

\$999.99



SuperHandy Trailer Dolly Electric Power 3600LBS Max Trailer Weight, 600LBS Max Tonq... 34

\$799.99

Customers who viewed this item also viewed



WEN 56035T 7 HP 4500-Pound Compaction Force Plate Compactor, CARB Compliant, Black 137

2 offers from \$1,379.81



Stark 2.0HP Gas Vibration Compaction Force Construction Plate Compactor 2,000 Lbs 75

#1 Best Seller in Power Concrete Vibrators \$399.95



TOMAHAWK 4 HP Honda Vibratory Rammer Jumping Jack Tamper with Honda GX120R 9

\$2,499.99



Stark 6.5 Gas Impact Jumping Jack Tamper Tamping Gasoline Engine Plate Vibratory 4

\$1,149.95



TOMAHAWK 5.5 HP