



BUCKINGHAM PARK WATER DISTRICT

2880 Eastlake Drive, Kelseyville, CA 95451

AGENDA

MEETING OF THE BOARD

Monday May 24, 2021 at 5:00 p.m.

Held via teleconference

Due to COVID-19

**The public may attend via teleconference by calling (425) 436-6362
and use Access code: 807718#**

***REQUEST FOR DISABILITY RELATED MODIFICATION OR ACCOMMODATION:** A request for a disability-related modification or accommodation which is necessary to participate in the Board of Directors meeting should be made in writing to the Secretary to the Board at least 48 hours prior to the meeting.*

1.0 CALL TO ORDER:

Time: _____ / Location: Teleconference / Buckingham Park Water District's Business Office at 2874 Eastlake Drive, Kelseyville, CA 95451

2.0 ROLL CALL OF BOARD MEMBERS:

President, Mark Boyle [] Vice President, Ken Agarwal [] Director, Shannon Maurer []
Director, Lisa Vartabedian [] Director, Thomas Brandon []

3.0 PUBLIC INPUT:

NON-AGENDA ITEMS – Members of the Public may address the Board for a maximum of 3 minutes on subject matter, which falls within the jurisdiction of the Board.

4.0 CONSENT AGENDA:

(A Board Member may move any item from the Consent Agenda to the Action / Discussion Items should action need to be taken.)

- 4.1 Approval of May 24th, 2021 Agenda
- 4.2 Approval of May 4th, 2021 Special Meeting Agenda
- 4.3 Approval of April 26th, 2021 Minutes
- 4.4 Approval of May 4th, 2021 Special Meeting Minutes

5.0 APPEALS:

None

6.0 ACTION / DISCUSSION ITEMS:

- 6.1 a) APPROVE / DISAPPROVE
Managements Report April 2021
- 6.2 DISCUSSION
Auditor Update
- 6.3 DISCUSSION
Update for build out of emergency water intake



BUCKINGHAM PARK WATER DISTRICT

2880 Eastlake Drive, Kelseyville, CA 95451

AGENDA

MEETING OF THE BOARD

Monday May 24, 2021 at 5:00 p.m.

Held via teleconference

Due to COVID-19

**The public may attend via teleconference by calling (425) 436-6362
and use Access code: 807718#**

7.0 **NEW BUSINESS:**

7.1 Approve / Disapprove – Purchase of Storage Container

7.2 Appoint Sub-Committee for General Manager Annual Performance Review

7.3 Consideration of items not appearing on the posted agenda:

Consideration of items not appearing on the posted agenda, if necessary, requires the following Board action prior to consideration: 1) A determination by a majority of the Board that an emergency situation exists (as defined in section 54956.9 of the Brown Act); or 2) A determination by a two-thirds vote of the legislative body or, if less than two-thirds of the members that are present, a unanimous vote of those members present, that there is a need to take immediate action and that the need for action came to the attention of the District subsequent to the agenda being posted.

8.0 **ADJOURNMENT:**

Motion to adjourn: _____ Time: _____

Respectfully Submitted by:

(Seal)

Lori Gonzalez - Office Manager / Secretary to the Board



BUCKINGHAM PARK WATER DISTRICT

2880 Eastlake Drive, Kelseyville, CA 95451

OFFICIAL MEETING MINUTES

MEETING OF THE BOARD

Monday April 26th, 2021 at 5:00 p.m.;

Held via teleconference

Due to COVID-19

The public may attend via teleconference by calling (425) 436-6362
and use Access code: 807718#

1.0 CALL TO ORDER:

Board President Mark Boyle called the meeting to order at 5:03pm

2.0 ROLL CALL OF BOARD MEMBERS:

Present: President Mark Boyle, Director Lisa Vartabedian, Director Shannon Maurer, Vice President Ken Agarwal

Absent: Director Thomas Brandon,

3.0 PUBLIC INPUT:

NON-AGENDA ITEMS – Members of the Public may address the Board for a maximum of 3 minutes on subject matter, which falls within the jurisdiction of the Board. **None**

4.0 CONSENT AGENDA:

(A Board Member may move any item from the Consent Agenda to the Action / Discussion Items should action need to be taken.)

4.1 Approval of April 26th, 2021 Agenda

4.2 Approval of March 22nd, 2021 Minutes

The April 26th, 2021 Agenda and the March 22nd, 2021 Minutes was approved by the following vote:

Ayes: Agarwal, Vartabedian, Maurer, Agarwal and Boyle

Noes: None

Abstentions: None

Absent: Brandon

5.0 APPEALS:

5.1 APPROVE / DISAPPROVE

Appeal #1 – Appeal of High Usage

The Board denied the appeal of High Usage by the following vote:

Ayes: Vartabedian, Agarwal, Maurer, and Boyle

Noes: None

Abstentions: None

Absent: Brandon



BUCKINGHAM PARK WATER DISTRICT

2880 Eastlake Drive, Kelseyville, CA 95451

OFFICIAL MEETING MINUTES

MEETING OF THE BOARD

Monday April 26th, 2021 at 5:00 p.m.;

Held via teleconference

Due to COVID-19

The public may attend via teleconference by calling (425) 436-6362
and use Access code: 807718#

6.0 ACTION / DISCUSSION ITEMS:

6.1 APPROVE / DISAPPROVE MANAGEMENT'S REPORT:

- a) March 2021

The Managements Report for March 2021 was approved by the following vote:

Ayes: Vartabedian, Agarwal, Maurer, and Boyle

Noes: None

Abstentions: None

Absent: Brandon

6.2 APPROVE / DISAPPROVE SUB-COMMITTEE FOR 2021 – 2022 BUDGET:

The Board appointed Mark Boyle and Shannon Maurer for the sub-committee and was approved by the following vote:

Ayes: Agarwal, Vartabedian, Maurer, Agarwal and Boyle

Noes: None

Abstentions: None

Absent: Brandon

6.3 Discussion

- a) Auditor Update – **Updated Board on Auditor progress and would like to know a date of completion**

6.4 Discussion

- a) Update for build out of Emergency water intake – **Engineers talked to builder of floating dock and pump**

7.0 NEW BUSINESS:

7.1 Adoption of Resolution #21-04-01 Authorizing Board signatures for funding

The Resolution #21-04-01 Authorizing Board signature's for funding was approved by the following vote:

Ayes: Agarwal, Vartabedian, Maurer, Agarwal and Boyle

Noes: None

Abstentions: None

Absent: Brandon



BUCKINGHAM PARK WATER DISTRICT

2880 Eastlake Drive, Kelseyville, CA 95451

OFFICIAL MEETING MINUTES

MEETING OF THE BOARD

Monday April 26th, 2021 at 5:00 p.m.;

Held via teleconference

Due to COVID-19

The public may attend via teleconference by calling (425) 436-6362
and use Access code: 807718#

- 7.2 Adoption of Resolution to amend Resolution #21-04-02 Check signing requirements for the payment of District Expenses

The Resolution to amend Resolution #21-04-02 Check signing requirements for the payment of District Expenses was approved by the following vote:

Ayes: Vartabedian, Agarwal, Maurer, Agarwal and Boyle

Noes: None

Abstentions: None

Absent: Brandon

- 7.3 Adoption of final Resolution #21-04-03 authorizing a contract with CalPERS

The Resolution #21-04-03 Authorizing a contract with CalPERS was approved by the following vote:

Ayes: Agarwal, Vartabedian, Maurer, Agarwal and Boyle

Noes: None

Abstentions: None

Absent: Brandon

- 7.4 Final Contract between CalPERS and Buckingham Park Water District Board of Directors

The Resolution #21-04-01 Authorizing Board signature's for funding was approved by the following vote:

Ayes: Vartabedian, Agarwal, Maurer, Agarwal and Boyle

Noes: None

Abstentions: None

Absent: Brandon

- 7.5 Engineering Agreement with Pace Engineering for Lake Intake Floating Pump

The Resolution #21-04-01 Authorizing Board signature's for funding was approved by the following vote:

Ayes: Agarwal, Vartabedian, Maurer, Agarwal and Boyle

Noes: None

Abstentions: None

Absent: Brandon

- 7.6 The Board discussed the SWRCB Health and Safety Code Section 116400 Sampling for Total Microcystins

- 7.7 The Board Reviewed Statement of Water Diversion and Use for 2020



BUCKINGHAM PARK WATER DISTRICT

2880 Eastlake Drive, Kelseyville, CA 95451

OFFICIAL MEETING MINUTES

MEETING OF THE BOARD

Monday April 26th, 2021 at 5:00 p.m.;

Held via teleconference

Due to COVID-19

The public may attend via teleconference by calling (425) 436-6362
and use Access code: 807718#

7.8 Consideration of items not appearing on the posted agenda:

*Consideration of items not appearing on the posted agenda, if necessary, requires the following Board action prior to consideration: 1) A determination by a majority of the Board that an emergency situation exists (as defined in section 54956.9 of the Brown Act); or 2) A determination by a two-thirds vote of the legislative body or, if less than two-thirds of the members that are present, a unanimous vote of those members present, that there is a need to take immediate action and that the need for action came to the attention of the District subsequent to the agenda being posted. **None***

8.0 ADJOURNMENT:

Director Vartabedian made a motion to adjourn the public board meeting at 6:42 p.m. The motion carried by the following vote:

Ayes: Vartabedian, Agarwal, Maurer, Agarwal and Boyle

Noes: None

Abstentions: None

Absent: Brandon

Respectfully Submitted by:

(Seal)

Lori Gonzalez - Office Manager / Secretary to the Board



BUCKINGHAM PARK WATER DISTRICT

2880 Eastlake Drive, Kelseyville, CA 95451

OFFICIAL MEETING MINUTES

Special MEETING OF THE BOARD

Tuesday May 4th, 2020 at 3:00 p.m.

Held via teleconference

Due to COVID-19

The public may attend via teleconference by calling (425) 436-6362
and use Access code: 807718#

1.0 CALL TO ORDER:

Board President Mark Boyle called the meeting to order at 3:29pm

2.0 ROLL CALL OF BOARD MEMBERS:

Present: President Mark Boyle, Director Thomas Brandon, Director Shannon Maurer and Vice President Ken Agarwal

Excused: Director Lisa Vartabedian

3.0 APPROVE / DISAPPROVE

Contract to build Emergency Floating Dock and Pump by Agri Industries. Forgoing public bid pursuant to Resolution 08-09-01 Sections 4.1 and 9.1.1 Due to low lake level and lack of rainfall during winter.

The Contract to build Emergency Floating Dock and Pump by Agri Industries. Forgoing public bid pursuant to Resolution 08-09-01 Sections 4.1 and 9.1.1. Due to low lake level and lack of rainfall during winter. was approved by the following vote:

Ayes: Agarwal, Brandon, Maurer and Boyle

Noes: None

Abstentions: None

Absent: Vartabedian

4.0 APPROVE / DISAPPROVE

Drought Letter to go out with customer billing

The drought letter to out with customer billing was approved by the following vote:

Ayes: Agarwal, Brandon, Maurer and Boyle

Noes: None

Abstentions: None

Absent: Vartabedian



BUCKINGHAM PARK WATER DISTRICT

2880 Eastlake Drive, Kelseyville, CA 95451

OFFICIAL MEETING MINUTES

Special MEETING OF THE BOARD

Tuesday May 4th, 2020 at 3:00 p.m.

Held via teleconference

Due to COVID-19

The public may attend via teleconference by calling (425) 436-6362
and use Access code: 807718#

5.0 ADJOURNMENT:

Director Maurer made a motion to adjourn the special board meeting at 3:52 p.m. The motion carried by the following vote:

Ayes: Maurer, Brandon, Agarwal and Boyle

Noes: None

Abstentions: None

Absent: Vartabedian

Respectfully Submitted by:

(Seal)

Lori Gonzalez Office Manager / Secretary to the Board



MANAGEMENT'S REPORT TO THE BOARD

APRIL

▪
2021

2880 EASTLAKE DRIVE
KELSEYVILLE, CA. 95451

FINANCIAL REPORT

Internal Control Failures:

There was one (1) internal control failures in the month of April. The aeration fan motor went out and was not ventilating the clearwell. We were able to locate a new motor and have replaced the motor and the fan is now working.

Installment Plan Defaults:

None.

New Customers:

There were Three (3) property transfers in the month of April.

Balance Sheet Highlights as of April , 2021:

▪ Assets Checking / Savings \$1,124,223.82

▪ **Restricted Reserve Fund Balances**

-Emergency Reserve **\$140,268.57**

The District's Emergency Reserve Account is intended to provide funds for disasters or unexpected expenditures for catastrophic failures. The Emergency Reserve Account is not intended to fund the District's normal operations and may only be used in the case of an unanticipated emergency that threatens the District's ability to provide an adequate supply of safe drinking water to the District's customers.

-Compliance Project Reserve

USDA Short Lived Asset Reserve \$ 19,150.00

USDA Debt Service / Loan \$ 45,113.00

SRF Debt Service / Loan \$ 6,600.00

Compliance Project Reserve Other **\$424,475.20**

Total Compliance Project Reserve **\$495,338.20**

Fees collected under this category shall be expended as follows:

- a.) Acquisition of new equipment or capabilities that do not currently exist within the District
- b.) To replace or upgrade existing equipment or capabilities which has exceeded its useful life and is no longer economically feasible to repair
- c.) To acquire new production, storage or distribution capacity that is required to provide service to the District's service area
- d.) Debt reduction

**Buckingham Park Water District - Treatment Plant
Monthly Report Summary - SN 1710011**

Monthly Report Date: **April-21** Number of Active Connections: **455**

Daily System Demand (gallons) & Demand per Connection (gallons/connection)¹

Day 1, (Thu)	64,534 (142)	Day 11, (Sun)	82,228 (181)	Day 21, (Wed)	84,875 (187)	Maximum Daily Distribution Demand: 112,417 gallons Occurred on: 4/30/2021
Day 2, (Fri)	72,691 (160)	Day 12, (Mon)	75,911 (167)	Day 22, (Thu)	88,731 (195)	
Day 3, (Sat)	78,260 (172)	Day 13, (Tue)	75,692 (166)	Day 23, (Fri)	90,720 (199)	Monthly Demand per Conn.: 5,465 gal/conn
Day 4, (Sun)	61,552 (135)	Day 14, (Wed)	84,678 (186)	Day 24, (Sat)	87,501 (192)	
Day 5, (Mon)	70,148 (154)	Day 15, (Thu)	81,880 (180)	Day 25, (Sun)	82,956 (182)	Avg Daily Demand per Conn.: 182 gal/conn
Day 6, (Tue)	67,793 (149)	Day 16, (Fri)	81,755 (180)	Day 26, (Mon)	74,395 (164)	
Day 7, (Wed)	86,711 (191)	Day 17, (Sat)	91,323 (201)	Day 27, (Tue)	85,323 (188)	
Day 8, (Thu)	75,950 (167)	Day 18, (Sun)	86,666 (190)	Day 28, (Wed)	102,752 (226)	
Day 9, (Fri)	77,128 (170)	Day 19, (Mon)	97,521 (214)	Day 29, (Thu)	101,699 (224)	
Day 10, (Sat)	86,751 (191)	Day 20, (Tue)	76,025 (167)	Day 30, (Fri)	112,417 (247)	
				Day 31, (Sat)	-	

Total Operational Hours of Source Water Pump:	281.9 hours (11.7 days)
Total Operational Hours of Recycled Water Pump:	96.0 hours (4.0 days)
Total Operational Hours of Filter Plant:	281.5 hours (11.7 days)
Total Operational Hours of Clearwell Pumps:	207.8 hours (8.7 days)
Average Combined Filter Flow:	177 gpm (0.255 MGD)
Average Clearwell Flow:	200 gpm (0.288 MGD)
Total Quantity of Source Water Pumped:	3,093,272 gal (9.493 acre-ft)
Total Quantity of Recycled Water Pumped:	63,953 gal (0.196 acre-ft)
Total Quantity of Source + Recycled Water Pumped:	3,157,225 gal (9.689 acre-ft)
Total Quantity of Water Filtered (sum of individual flow meters):	2,954,917 gal (9.068 acre-ft)
Total Quantity of Water Pumped from Clearwell into Distribution System:	2,489,896 gal (7.641 acre-ft)
Net Distribution Demand:	2,486,563 gal (7.631 acre-ft)
Total Quantity of Filter Surface Wash (water from distribution system):	11,445 gal (0.035 acre-ft)
Total Quantity of Filter Backwash (27 Total Backwashes), (water from Clearwell):	138,690 gal (0.426 acre-ft)
Total Quantity of Filter-to-Waste:	21,806 gal (0.067 acre-ft)
Total Quantity of Water Discharged to Backwash Sludge Pond:	171,940 gal (0.528 acre-ft)
Net Quantity of Compliance Water Filtered: ²	2,804,783 gal (8.608 acre-ft)
Percent Recovery Rate: ^{2,3}	94.9 %

Multi-Media Filter #	Filter Operations (hours)	Filter Production (Gallons)	Surface Wash (Gallons)	Filter Backwash (Gallons)	Filter-to-Waste (Gallons)	Discharge Vol to Sludge Pond (Gallons)
Filter 1	274	1,475,996	6,291	74,340	11,317	91,948
Filter 2	274	1,478,921	5,154	64,350	10,488	79,992
Sum:	547	2,954,917	11,445	138,690	21,806	171,940


Chemical Dosage, mg/L

Percentile Daily Data	Disinfection Pre-Chlorine NaOCl	Coagulant Polymer Blend 9800	Other	Filter Aid Pro Pac 9890	Disinfection Chlorine NaOCl
5 th =	1.6	28.7	-	-	2.3
50 th =	1.9	29.8	-	-	2.5
95 th =	2.0	30.5	-	-	2.7

Percentile 15 minute Data	Clearwell Flow (gpm)	Temperature °C	Clearwell pH	Clearwell Cl ₂ Residual (mg/L)	Microcystin-LR Log (%) Reduction	Giardia cyst Log Inactivation
Min =	36	13.4	7.40	1.28	2.1 (99.17%)	3.7
5 th =	196	14.0	7.41	1.31	-	4.1
50 th =	202	16.3	7.60	1.37	2.8 (99.83%)	4.7
95 th =	207	18.6	7.70	1.47	-	5.4
Max =	247	21.3	7.80	1.55	4.2 (99.99%)	6.7
# of Samples	832	832	832	789	30	687

Percentile 15 min Data	Source NTU	Recycled NTU	Settled NTU	CFE NTU	Filter 1 NTU	Filter 2 NTU
Min =	1.5	0.97	0.07	0.010	0.035	0.024
50 th =	3.8	1.38	0.18	0.018	0.048	0.037
95 th =	6.1	1.67	0.47	0.027	0.068	0.054
Max =	39.5	1.95	1.06	0.050	0.116	0.088
# of Samples	1,121	30	1,121	1,108	1,094	1,095

Note: All turbidity results are based on 15 minute recordings.
 All production data and hours operated are based on 1 minute recordings.
 1. The demand per connection is based on daily net storage usage + daily amount of water pumped into distribution system - water used surface wash.
 2. Based on filter production recorded from individual flow meters minus quantity of water used for filter backwash & surface wash.
 3. Percent recovery rate is the ratio between the net and total quantity of water filtered.
 Notes:

Print Name: WILLIAM RAE
 Signature:  Date: 5/4/21

**MONTHLY SUMMARY OF MONITORING
FOR SURFACE WATER TREATMENT REGULATIONS**

System Name: Buckingham Park Water District - Treatment Plant

System Number: 1710011

Plant Type: Conventional Treatment - 2 Multi-Media Vertical Pressure Filters

Month/Year: April-21

Date	Plant Operations & Pre-Filtered Water Turbidities (NTU) ¹					Combined Treated Water NTU Every Four Hours ²						CFE Daily Filtered Turbidity, Range, (50th, 95th) ¹
	Plant Run Time, Hr.	CFE Flow (gpm) (5, 50, 95th)	Recycled Water Turbidity ³	Source Water Turbidity (5, 50, 95th)	Settled Water Turbidity (5, 50, 95th)	Midnight	4:00 AM	8:00 AM	Noon	4:00 PM	8:00 PM	
Thu-1	8.5	177, 180, 182	1.3	3.4, 3.9, 7.2	0.16, 0.21, 0.40	-	-	-	0.021	-	-	0.018 - 0.046, (0.022, 0.032)
Fri-2	8.3	178, 181, 183	1.3	2.8, 3.6, 6.4	0.17, 0.25, 0.39	-	-	0.019	-	-	0.024	0.017 - 0.050, (0.023, 0.036)
Sat-3	8.5	177, 180, 182	1.4	3.7, 4.4, 6.4	0.17, 0.28, 0.50	-	-	-	0.016	-	-	0.016 - 0.037, (0.021, 0.032)
Sun-4	8.3	178, 180, 182	2.0	3.8, 4.8, 6.9	0.15, 0.21, 0.48	0.031	-	0.025	0.020	-	-	0.018 - 0.041, (0.022, 0.031)
Mon-5	8.3	178, 180, 182	1.3	4.5, 5.1, 7.6	0.10, 0.14, 0.37	-	0.041	0.018	-	0.021	0.025	0.018 - 0.041, (0.021, 0.037)
Tue-6	6.8	179, 180, 182	1.2	3.4, 3.7, 6.5	0.11, 0.14, 0.26	-	0.030	-	-	-	-	0.018 - 0.033, (0.021, 0.032)
Wed-7	9.3	178, 180, 182	1.7	2.9, 3.6, 4.8	0.11, 0.14, 0.37	-	-	-	0.015	-	-	0.015 - 0.050, (0.019, 0.027)
Thu-8	8.0	168, 180, 181	1.5	2.4, 3.1, 4.4	0.10, 0.16, 0.31	-	-	-	0.016	-	-	0.016 - 0.042, (0.019, 0.027)
Fri-9	9.5	173, 180, 182	1.3	2.4, 2.8, 3.4	0.12, 0.16, 0.27	-	-	-	0.019	0.017	-	0.015 - 0.040, (0.019, 0.029)
Sat-10	10.5	179, 180, 182	1.5	2.6, 2.9, 3.6	0.11, 0.19, 0.30	0.019	0.018	0.017	-	0.020	-	0.015 - 0.032, (0.018, 0.022)
Sun-11	9.3	169, 180, 182	1.5	2.6, 2.9, 3.5	0.09, 0.13, 0.19	-	-	-	0.019	-	-	0.015 - 0.037, (0.019, 0.024)
Mon-12	9.5	178, 180, 182	1.4	2.6, 3.0, 5.7	0.11, 0.16, 0.36	-	-	0.019	-	0.023	0.021	0.018 - 0.033, (0.019, 0.026)
Tue-13	8.0	178, 180, 181	1.7	3.3, 3.8, 6.2	0.10, 0.14, 0.25	-	-	-	0.021	0.019	-	0.017 - 0.036, (0.019, 0.023)
Wed-14	8.3	177, 180, 181	1.4	2.8, 3.5, 4.4	0.11, 0.14, 0.26	-	-	-	0.018	-	-	0.017 - 0.029, (0.019, 0.026)
Thu-15	8.5	179, 180, 181	1.2	3.3, 4.4, 9.7	0.11, 0.15, 0.30	-	0.017	-	0.021	0.019	-	0.016 - 0.033, (0.019, 0.027)
Fri-16	9.3	179, 180, 182	1.2	3.2, 3.7, 6.7	0.11, 0.16, 0.21	-	0.026	0.017	0.017	-	-	0.015 - 0.033, (0.018, 0.027)
Sat-17	10.3	178, 180, 182	1.5	2.0, 2.5, 3.5	0.10, 0.15, 0.24	-	-	0.018	0.017	-	0.017	0.016 - 0.037, (0.018, 0.028)
Sun-18	9.3	159, 180, 181	1.4	1.9, 2.1, 2.3	0.12, 0.15, 0.26	-	-	0.017	0.019	-	0.020	0.017 - 0.028, (0.019, 0.022)
Mon-19	10.8	178, 180, 182	1.6	2.2, 2.3, 2.4	0.11, 0.14, 0.19	0.020	0.020	0.018	0.017	-	0.020	0.016 - 0.030, (0.019, 0.024)
Tue-20	8.5	177, 180, 181	1.5	2.2, 2.4, 4.7	0.10, 0.14, 0.19	-	-	0.020	0.018	-	-	0.013 - 0.025, (0.017, 0.023)
Wed-21	8.8	152, 180, 182	1.5	2.5, 2.6, 3.3	0.09, 0.13, 0.15	-	-	0.016	0.016	-	-	0.012 - 0.023, (0.014, 0.017)
Thu-22	10.5	178, 180, 181	1.4	2.4, 2.6, 4.2	0.11, 0.16, 0.20	0.020	0.014	0.013	-	-	0.014	0.011 - 0.027, (0.014, 0.020)
Fri-23	10.0	178, 180, 183	1.4	3.9, 4.6, 5.7	0.19, 0.23, 0.27	-	-	0.014	-	0.012	-	0.010 - 0.017, (0.013, 0.016)
Sat-24	10.0	178, 180, 183	1.4	3.6, 4.2, 6.0	0.19, 0.34, 0.45	-	-	0.012	-	-	-	0.011 - 0.031, (0.014, 0.020)
Sun-25	7.5	129, 180, 181	1.2	3.8, 4.2, 5.5	0.20, 0.45, 0.57	-	-	-	-	-	-	0.011 - 0.028, (0.013, 0.019)
Mon-26	9.3	162, 180, 181	1.0	3.9, 4.3, 5.4	0.19, 0.44, 0.71	-	-	-	0.014	0.011	-	0.010 - 0.021, (0.013, 0.018)
Tue-27	10.0	177, 180, 182	1.2	4.4, 5.2, 6.6	0.15, 0.24, 0.66	-	-	0.011	-	0.013	-	0.010 - 0.017, (0.013, 0.015)
Wed-28	10.0	177, 180, 182	1.1	4.1, 4.7, 7.0	0.18, 0.23, 0.61	-	-	0.012	-	0.012	-	0.010 - 0.022, (0.012, 0.017)
Thu-29	11.0	179, 180, 183	1.2	4.0, 4.6, 6.7	0.16, 0.24, 0.45	-	-	0.013	0.014	0.012	-	0.011 - 0.024, (0.013, 0.018)
Fri-30	12.8	177, 180, 183	1.2	4.1, 4.9, 6.4	0.15, 0.25, 0.51	-	0.016	0.017	0.012	-	-	0.011 - 0.027, (0.013, 0.018)
Sat-31	-	-	-	-	-	-	-	-	-	-	-	-
Min:	6.8	30	1.0	1.5	0.07	0.019	0.014	0.011	0.012	0.011	0.014	0.010
Avg:	9.2	177	1.4	4.0	0.22	0.023	0.023	0.017	0.017	0.016	0.020	0.018
Max:	12.8	203	2.0	39.5	1.06	0.031	0.041	0.025	0.021	0.023	0.025	0.050

1. Reported values are based on 15 minute recorded data.

2. Reported values are based on discrete recorded data at 4 hour intervals.

3. Reported values are based on daily grab sampling.

of Filter Backwashes:

Filter 1: 14

Filter 2: 13

Number of readings <= 0.3 NTU:

% Readings <= 0.3 NTU:

Average Effluent NTU:

Meets Standard (i.e. at least 95% of readings are <= 0.3 NTU) (Y/N)?

Avg % reduction during the month = [(Avg Raw NTU - Avg Effl NTU)/(Avg Raw NTU)] x 100% :

Meets Standard (i.e. Reduction is greater than 80%) (Y/N)?

	4 hr	15 min	
Number of readings <= 0.3 NTU:	67	1,108	
% Readings <= 0.3 NTU:	100.0%	100.0%	
Average Effluent NTU:	0.018	0.018	
Meets Standard (i.e. at least 95% of readings are <= 0.3 NTU) (Y/N)?	Yes	Yes	
Avg % reduction during the month = [(Avg Raw NTU - Avg Effl NTU)/(Avg Raw NTU)] x 100% :	99.5%	99.5%	
Meets Standard (i.e. Reduction is greater than 80%) (Y/N)?	Yes	Yes	
Sample Frequency:	4 hr	15 min	
Number of Samples:	67	1,108	
Percentile Results:	Min =	0.011	0.010
xth Percentile NTU Value of all turbidity readings:	50 th =	0.018	0.018
(x% of all turbidity readings are less than these values)	90 th =	0.024	0.024
	95 th =	0.026	0.027
	98 th =	0.030	0.032
	99 th =	0.035	0.037
	Max =	0.041	0.050

15 min Data	Source Flow (gpm)	Recycled Water Turbidity	Source Water Turbidity	Settled Water Turbidity
Min =	30	1.0	1.5	0.07
50 th =	180	1.4	3.8	0.18
90 th =	181	1.6	5.4	0.39
95 th =	182	1.7	6.1	0.47
98 th =	183	1.8	7.4	0.58
99 th =	189	1.9	8.4	0.65
Max =	203	2.0	39.5	1.06

**MONTHLY SUMMARY OF MONITORING
FOR SURFACE WATER TREATMENT REGULATIONS**

System Name: Buckingham Park Water District - Treatment Plant

System Number: 1710011

Filter Type: Filter 1 (Vertical Pressure: 50.3 sq-ft, anthracite & silica sand)

Month/Year: April-21

Date	Filter 1 Operations & Pre-Filtered Water Turbidities (NTU) ¹				Filter 1 Treated Water NTU Every Four Hours ²						Filter 1 Daily Filtered Turbidity, Range, (50, 95th) ¹
	Filter Run Time, Hr.	Filter Loading Rate, (gpm/ft ²) Range, (50th) ³	Source Water Turbidity (5, 50, 95th)	Settled Water Turbidity (5, 50, 95th)	Midnight	4:00 AM	8:00 AM	Noon	4:00 PM	8:00 PM	
Thu-1	8.5	1.7 - 1.9, (1.8)	3.4, 3.9, 7.2	0.16, 0.21, 0.40	-	-	-	0.060	-	-	0.058 - 0.099, (0.062, 0.094)
Fri-2	8.0	1.8 - 1.9, (1.8)	2.8, 3.6, 6.4	0.17, 0.25, 0.39	-	-	0.058	-	-	0.058	0.054 - 0.102, (0.059, 0.093)
Sat-3	8.5	1.7 - 1.8, (1.8)	3.7, 4.4, 6.4	0.17, 0.28, 0.50	-	-	-	0.054	-	-	0.054 - 0.083, (0.059, 0.072)
Sun-4	8.0	1.8 - 1.9, (1.8)	3.8, 4.8, 6.9	0.15, 0.21, 0.48	0.061	-	0.067	0.057	-	-	0.052 - 0.086, (0.060, 0.081)
Mon-5	8.3	1.7 - 1.8, (1.8)	4.5, 5.1, 7.6	0.10, 0.14, 0.37	-	0.116	0.056	-	0.053	0.055	0.053 - 0.116, (0.057, 0.069)
Tue-6	6.8	1.7 - 1.8, (1.8)	3.4, 3.7, 6.5	0.11, 0.14, 0.26	-	0.066	-	-	-	-	0.054 - 0.096, (0.059, 0.083)
Wed-7	9.0	1.7 - 1.8, (1.8)	2.9, 3.6, 4.8	0.11, 0.14, 0.37	-	-	-	0.051	-	-	0.050 - 0.100, (0.054, 0.079)
Thu-8	8.0	1.5 - 1.8, (1.8)	2.4, 3.1, 4.4	0.10, 0.16, 0.31	-	-	-	0.052	-	-	0.052 - 0.086, (0.055, 0.073)
Fri-9	9.3	1.6 - 1.8, (1.8)	2.4, 2.8, 3.4	0.12, 0.16, 0.27	-	-	-	0.051	0.049	-	0.049 - 0.088, (0.054, 0.072)
Sat-10	10.5	1.8 - 1.9, (1.8)	2.6, 2.9, 3.6	0.11, 0.19, 0.30	0.071	0.053	0.050	-	0.050	-	0.049 - 0.097, (0.052, 0.071)
Sun-11	9.0	1.4 - 1.8, (1.8)	2.6, 2.9, 3.5	0.09, 0.13, 0.19	-	-	-	0.052	-	-	0.047 - 0.083, (0.052, 0.069)
Mon-12	9.5	1.8 - 1.9, (1.8)	2.6, 3.0, 5.7	0.11, 0.16, 0.36	-	-	-	0.069	0.048	-	0.047 - 0.089, (0.050, 0.075)
Tue-13	7.8	1.8 - 1.8, (1.8)	3.3, 3.8, 6.2	0.10, 0.14, 0.25	-	-	-	0.046	-	-	0.045 - 0.060, (0.047, 0.058)
Wed-14	8.3	1.7 - 1.9, (1.8)	2.8, 3.5, 4.4	0.11, 0.14, 0.26	-	-	-	0.046	-	-	0.045 - 0.060, (0.047, 0.058)
Thu-15	8.5	1.8 - 1.8, (1.8)	3.3, 4.4, 9.7	0.11, 0.15, 0.30	-	0.047	-	0.064	0.045	-	0.045 - 0.081, (0.047, 0.070)
Fri-16	9.0	1.8 - 1.8, (1.8)	3.2, 3.7, 6.7	0.11, 0.16, 0.21	-	0.061	0.044	0.042	-	-	0.042 - 0.064, (0.044, 0.059)
Sat-17	10.3	0.8 - 1.9, (1.8)	2.0, 2.5, 3.5	0.10, 0.15, 0.24	-	-	0.043	0.041	-	0.042	0.041 - 0.051, (0.043, 0.050)
Sun-18	9.0	0.8 - 1.8, (1.8)	1.9, 2.1, 2.3	0.12, 0.15, 0.26	-	-	0.043	0.042	-	0.042	0.039 - 0.055, (0.042, 0.053)
Mon-19	10.8	1.7 - 1.9, (1.8)	2.2, 2.3, 2.4	0.11, 0.14, 0.19	0.042	0.042	0.041	0.039	-	0.049	0.039 - 0.052, (0.041, 0.049)
Tue-20	8.3	1.7 - 1.9, (1.8)	2.2, 2.4, 4.7	0.10, 0.14, 0.19	-	-	0.050	0.039	-	-	0.037 - 0.060, (0.040, 0.051)
Wed-21	8.8	0.7 - 1.9, (1.8)	2.5, 2.6, 3.3	0.09, 0.13, 0.15	-	-	0.037	0.039	-	-	0.035 - 0.053, (0.037, 0.042)
Thu-22	10.3	1.7 - 1.8, (1.8)	2.4, 2.6, 4.2	0.11, 0.16, 0.20	0.045	0.038	0.037	-	-	0.047	0.035 - 0.063, (0.039, 0.057)
Fri-23	10.0	1.7 - 1.9, (1.8)	3.9, 4.6, 5.7	0.19, 0.23, 0.27	-	-	0.047	-	0.045	-	0.044 - 0.061, (0.047, 0.052)
Sat-24	9.8	1.7 - 1.8, (1.8)	3.6, 4.2, 6.0	0.19, 0.34, 0.45	-	-	0.046	-	-	-	0.045 - 0.072, (0.047, 0.057)
Sun-25	7.5	0.4 - 1.8, (1.8)	3.8, 4.2, 5.5	0.20, 0.45, 0.57	-	-	-	-	-	-	0.045 - 0.061, (0.047, 0.056)
Mon-26	9.0	0.3 - 1.8, (1.8)	3.9, 4.3, 5.4	0.19, 0.44, 0.71	-	-	-	-	0.044	-	0.044 - 0.068, (0.047, 0.059)
Tue-27	10.0	1.7 - 1.9, (1.8)	4.4, 5.2, 6.6	0.15, 0.24, 0.66	-	-	0.046	-	0.044	-	0.044 - 0.052, (0.046, 0.049)
Wed-28	9.8	1.7 - 1.8, (1.8)	4.1, 4.7, 7.0	0.18, 0.23, 0.61	-	-	0.047	-	0.045	-	0.044 - 0.063, (0.047, 0.058)
Thu-29	11.0	1.7 - 1.9, (1.8)	4.0, 4.6, 6.7	0.16, 0.24, 0.45	-	-	0.046	0.052	0.046	-	0.044 - 0.068, (0.046, 0.055)
Fri-30	12.5	1.8 - 1.9, (1.8)	4.1, 4.9, 6.4	0.15, 0.25, 0.51	-	0.050	0.060	0.052	-	-	0.045 - 0.065, (0.047, 0.058)
Sat-31	-	-	-	-	-	-	-	-	-	-	-
Min:	6.8	0.29	1.5	0.1	0.042	0.038	0.037	0.039	0.044	0.042	0.035
Avg:	9.1	1.78	4.0	0.2	0.055	0.059	0.048	0.050	0.048	0.049	0.051
Max:	12.5	1.94	39.5	1.1	0.071	0.116	0.067	0.069	0.053	0.058	0.116

1. Reported values are based on 15 minute recorded data.
2. Reported values are based on discrete recorded data at 4 hour intervals.
3. Reported loading rate values are based on individual filtration flow.

Number of readings <= 0.3 NTU: **66**
 % Readings <= 0.3 NTU: **100.0%**
 Average Effluent NTU: **0.050**
 Meets Standard (i.e. at least 95% of readings are <= 0.3 NTU) (Y/N)? **Yes**
 Avg % reduction during the month = [(Avg Raw NTU - Avg Effl NTU)/(Avg Raw NTU)] x 100% : **98.7%**
 Meets Standard (i.e. Reduction is greater than 80%) (Y/N)? **Yes**

	4 hr	15 min
Number of readings <= 0.3 NTU:	66	1,094
% Readings <= 0.3 NTU:	100.0%	100.0%
Average Effluent NTU:	0.050	0.051
Meets Standard (i.e. at least 95% of readings are <= 0.3 NTU) (Y/N)?	Yes	Yes
Avg % reduction during the month = [(Avg Raw NTU - Avg Effl NTU)/(Avg Raw NTU)] x 100% :	98.7%	98.7%
Meets Standard (i.e. Reduction is greater than 80%) (Y/N)?	Yes	Yes

15 min Data	Filter 1 (gpm/ft ²)	Source Water Turbidity	Settled Water Turbidity
Min =	0.29	1.5	0.07
50 th =	1.79	3.8	0.18
90 th =	1.81	5.4	0.39
95 th =	1.82	6.1	0.47
98 th =	1.84	7.4	0.58
99 th =	1.85	8.4	0.65
Max =	1.94	39.5	1.06

Percentile Results:	Sample Frequency:	
	4 hr	15 min
Number of Samples:	66	1,094
Min =	0.037	0.035
50 th =	0.048	0.048
90 th =	0.061	0.062
95 th =	0.067	0.068
98 th =	0.071	0.080
99 th =	0.087	0.088
Max =	0.116	0.116

**MONTHLY SUMMARY OF MONITORING
FOR SURFACE WATER TREATMENT REGULATIONS**

System Name: Buckingham Park Water District - Treatment Plant

System Number: 1710011

Filter Type: Filter 2 (Vertical Pressure: 50.3 sq-ft, anthracite & silica sand)

Month/Year: April-21

Date	Filter 2 Operations & Pre-Filtered Water Turbidities (NTU) ¹				Filter 2 Treated Water NTU Every Four Hours ²						Filter 2 Daily Filtered Turbidity, Range, (50, 95th) ¹
	Filter Run Time, Hr.	Filter Loading Rate, (gpm/ft ²) Range, (50th) ³	Source Water Turbidity (5, 50, 95th)	Settled Water Turbidity (5, 50, 95th)	Midnight	4:00 AM	8:00 AM	Noon	4:00 PM	8:00 PM	
Thu-1	8.5	1.8 - 1.9, (1.8)	3.4, 3.9, 7.2	0.16, 0.21, 0.40	-	-	-	0.049	-	-	0.018 - 0.077, (0.050, 0.075)
Fri-2	8.3	1.8 - 1.8, (1.8)	2.8, 3.6, 6.4	0.17, 0.25, 0.39	-	-	0.049	-	-	0.054	0.017 - 0.088, (0.054, 0.080)
Sat-3	8.3	1.8 - 2.0, (1.8)	3.7, 4.4, 6.4	0.17, 0.28, 0.50	-	-	-	0.048	-	-	0.016 - 0.078, (0.054, 0.068)
Sun-4	8.3	1.7 - 1.9, (1.8)	3.8, 4.8, 6.9	0.15, 0.21, 0.48	0.053	-	0.051	0.041	-	-	0.018 - 0.080, (0.045, 0.063)
Mon-5	8.0	1.7 - 1.8, (1.8)	4.5, 5.1, 7.6	0.10, 0.14, 0.37	-	0.086	0.044	-	0.045	0.082	0.018 - 0.086, (0.046, 0.073)
Tue-6	6.8	1.8 - 1.8, (1.8)	3.4, 3.7, 6.5	0.11, 0.14, 0.26	-	0.044	-	-	-	-	0.018 - 0.064, (0.042, 0.050)
Wed-7	9.3	1.7 - 1.9, (1.8)	2.9, 3.6, 4.8	0.11, 0.14, 0.37	-	-	-	0.040	-	-	0.015 - 0.067, (0.042, 0.047)
Thu-8	7.8	1.6 - 1.8, (1.8)	2.4, 3.1, 4.4	0.10, 0.16, 0.31	-	-	-	0.038	-	-	0.016 - 0.068, (0.040, 0.056)
Fri-9	9.5	1.5 - 1.9, (1.8)	2.4, 2.8, 3.4	0.12, 0.16, 0.27	-	-	-	0.037	0.037	-	0.015 - 0.051, (0.037, 0.044)
Sat-10	10.3	1.8 - 1.8, (1.8)	2.6, 2.9, 3.6	0.11, 0.19, 0.30	0.050	0.039	0.037	-	0.034	-	0.015 - 0.063, (0.038, 0.052)
Sun-11	9.3	1.4 - 1.8, (1.8)	2.6, 2.9, 3.5	0.09, 0.13, 0.19	-	-	-	0.036	-	-	0.015 - 0.051, (0.037, 0.044)
Mon-12	9.3	1.8 - 1.9, (1.8)	2.6, 3.0, 5.7	0.11, 0.16, 0.36	-	-	0.037	-	0.040	0.035	0.018 - 0.048, (0.037, 0.047)
Tue-13	8.0	1.8 - 1.8, (1.8)	3.3, 3.8, 6.2	0.10, 0.14, 0.25	-	-	-	0.046	0.037	-	0.017 - 0.052, (0.037, 0.049)
Wed-14	8.0	1.8 - 1.9, (1.8)	2.8, 3.5, 4.4	0.11, 0.14, 0.26	-	-	-	0.036	-	-	0.017 - 0.049, (0.037, 0.048)
Thu-15	8.5	1.8 - 1.8, (1.8)	3.3, 4.4, 9.7	0.11, 0.15, 0.30	-	0.035	-	0.045	0.036	-	0.016 - 0.056, (0.036, 0.048)
Fri-16	9.3	1.8 - 1.9, (1.8)	3.2, 3.7, 6.7	0.11, 0.16, 0.21	-	0.038	0.035	0.036	-	-	0.015 - 0.058, (0.036, 0.042)
Sat-17	10.0	0.9 - 2.1, (1.8)	2.0, 2.5, 3.5	0.10, 0.15, 0.24	-	-	0.035	0.033	-	0.035	0.016 - 0.043, (0.035, 0.040)
Sun-18	9.3	0.9 - 1.8, (1.8)	1.9, 2.1, 2.3	0.12, 0.15, 0.26	-	-	0.036	0.037	-	0.037	0.017 - 0.052, (0.036, 0.047)
Mon-19	10.5	1.8 - 2.1, (1.8)	2.2, 2.3, 2.4	0.11, 0.14, 0.19	0.038	0.038	0.035	0.035	-	0.042	0.016 - 0.061, (0.036, 0.045)
Tue-20	8.5	1.8 - 2.0, (1.8)	2.2, 2.4, 4.7	0.10, 0.14, 0.19	-	-	0.044	0.035	-	-	0.013 - 0.052, (0.036, 0.045)
Wed-21	8.5	0.7 - 1.8, (1.8)	2.5, 2.6, 3.3	0.09, 0.13, 0.15	-	-	0.040	0.037	-	-	0.012 - 0.058, (0.036, 0.042)
Thu-22	10.5	1.8 - 1.8, (1.8)	2.4, 2.6, 4.2	0.11, 0.16, 0.20	0.043	0.037	0.036	-	-	0.028	0.011 - 0.051, (0.036, 0.043)
Fri-23	9.8	1.8 - 2.1, (1.8)	3.9, 4.6, 5.7	0.19, 0.23, 0.27	-	-	0.037	-	0.027	-	0.010 - 0.039, (0.028, 0.037)
Sat-24	10.0	1.8 - 2.0, (1.8)	3.6, 4.2, 6.0	0.19, 0.34, 0.45	-	-	0.026	-	-	-	0.011 - 0.043, (0.027, 0.036)
Sun-25	7.3	0.4 - 1.8, (1.8)	3.8, 4.2, 5.5	0.20, 0.45, 0.57	-	-	-	-	-	-	0.011 - 0.037, (0.026, 0.034)
Mon-26	9.3	0.3 - 1.9, (1.8)	3.9, 4.3, 5.4	0.19, 0.44, 0.71	-	-	-	0.027	0.026	-	0.010 - 0.040, (0.026, 0.034)
Tue-27	9.8	1.8 - 1.8, (1.8)	4.4, 5.2, 6.6	0.15, 0.24, 0.66	-	-	0.027	-	0.027	-	0.010 - 0.033, (0.027, 0.031)
Wed-28	10.0	1.7 - 1.8, (1.8)	4.1, 4.7, 7.0	0.18, 0.23, 0.61	-	-	0.027	-	0.030	-	0.010 - 0.042, (0.028, 0.033)
Thu-29	10.8	1.8 - 2.1, (1.8)	4.0, 4.6, 6.7	0.16, 0.24, 0.45	-	-	0.029	0.035	0.030	-	0.011 - 0.051, (0.029, 0.039)
Fri-30	12.8	1.8 - 2.0, (1.8)	4.1, 4.9, 6.4	0.15, 0.25, 0.51	-	0.032	0.029	0.037	-	-	0.011 - 0.052, (0.030, 0.038)
Sat-31	-	-	-	-	-	-	-	-	-	-	-
Min:	6.8	0.31	1.5	0.1	0.038	0.032	0.026	0.027	0.026	0.028	0.024
Avg:	9.1	1.79	4.0	0.2	0.046	0.044	0.036	0.038	0.034	0.045	0.038
Max:	12.8	2.12	39.5	1.1	0.053	0.086	0.051	0.049	0.045	0.082	0.088

1. Reported values are based on 15 minute recorded data.
2. Reported values are based on discrete recorded data at 4 hour intervals.
3. Reported loading rate values are based on individual filtration flow.

Number of readings <= 0.3 NTU: **67**
 % Readings <= 0.3 NTU: **100.0%**
 Average Effluent NTU: **0.039**
 Meets Standard (i.e. at least 95% of readings are <= 0.3 NTU) (Y/N)? **Yes**
 Avg % reduction during the month = $[(\text{Avg Raw NTU} - \text{Avg Effl NTU}) / (\text{Avg Raw NTU})] \times 100\%$ **99.0%**
 Meets Standard (i.e. Reduction is greater than 80%) (Y/N)? **Yes**

	4 hr	15 min	
Number of readings <= 0.3 NTU:	67	1,095	
% Readings <= 0.3 NTU:	100.0%	100.0%	
Average Effluent NTU:	0.039	0.038	
Meets Standard (i.e. at least 95% of readings are <= 0.3 NTU) (Y/N)?	Yes	Yes	
Avg % reduction during the month = $[(\text{Avg Raw NTU} - \text{Avg Effl NTU}) / (\text{Avg Raw NTU})] \times 100\%$	99.0%	99.0%	
Meets Standard (i.e. Reduction is greater than 80%) (Y/N)?	Yes	Yes	
Sample Frequency:	4 hr	15 min	
Number of Samples:	67	1,095	
Percentile Results:	Min =	0.026	0.024
xth Percentile NTU Value of all turbidity readings: (x% of all turbidity readings are less than these values)	50 th =	0.037	0.037
	90 th =	0.049	0.051
	95 th =	0.052	0.054
	98 th =	0.073	0.062
	99 th =	0.083	0.070
	Max =	0.086	0.088

15 min Data	Filter 2 (gpm/ft ²)	Source Water Turbidity	Settled Water Turbidity
Min =	0.31	1.5	0.07
50 th =	1.79	3.8	0.18
90 th =	1.81	5.4	0.39
95 th =	1.82	6.1	0.47
98 th =	1.84	7.4	0.58
99 th =	1.94	8.4	0.65
Max =	2.12	39.5	1.06

**MONTHLY SUMMARY OF MONITORING
FOR SURFACE WATER TREATMENT REGULATIONS**

16

System Name: **Buckingham Park Water District - Treatment Plant**

System Number: **1710011**

Plant Type: **Conventional Treatment - (Solids-Contact Upflow Clarifier, 2 Multi-Media Vertical Pressure Filters, 2 GAC filters & Disinfection)**

Month/Year: **April-21**

Plant Operations and Water Characteristics (depicted data is based on when plant is producing water)																
Date	Plant Run Time, Hr.	Recycled Run Time, Hr.	Source + Recycled Flow (gpm) (5, 50, 95th)	Recycled Flow (gpm) (5, 50, 95th)	% Recycled Flow (5, 50, 95th)	CFE Flow (gpm) (5, 50, 95th)	Clearwell Flow (gpm) (5, 50, 95th)	Recycled Production (gallons)	Source Production (gallons)	CFE Production (gallons)	Clearwell Pumped (gallons)	Distribution Demand (gallons)	Clearwell pH (5, 50, 95th)	Clearwell Cl ₂ Inlet, mg/L (5, 50, 95th)	Clearwell Cl ₂ Outlet, mg/L (5, 50, 95th)	Clearwell Temp, °C (5, 50, 95th)
Sat-1	8.5	3.0	173, 187, 213	11.2, 11.3, 11.4	5.3%, 5.9%, 6.2%	177, 180, 182	196, 202, 208	2,031	94,541	91,794	69,655	64,534	7.60, 7.70, 7.70	2.18, 2.91, 3.35	1.34, 1.37, 1.40	13.7, 14.8, 15.8
Fri-2	8.3	3.0	175, 188, 211	11.1, 11.2, 11.3	5.4%, 5.9%, 6.6%	178, 181, 183	183, 201, 205	2,013	91,577	88,090	74,473	72,691	7.60, 7.61, 7.70	2.08, 2.94, 3.36	1.37, 1.40, 1.43	13.5, 14.7, 16.4
Sat-3	8.5	4.5	174, 188, 201	11.1, 11.2, 11.3	5.4%, 5.9%, 6.6%	177, 180, 182	198, 203, 208	3,028	92,701	90,413	76,768	78,260	7.60, 7.61, 7.70	2.11, 2.82, 3.13	1.40, 1.44, 1.47	13.7, 14.4, 15.4
Sun-4	8.3	3.8	173, 187, 202	11.1, 11.2, 11.3	5.5%, 6%, 6.2%	178, 180, 182	196, 202, 206	2,519	90,592	87,984	83,078	61,552	7.60, 7.69, 7.70	2.06, 2.92, 3.09	1.41, 1.44, 1.45	13.6, 14.1, 15.5
Mon-5	8.3	3.3	177, 189, 211	11.1, 11.2, 11.3	5.2%, 5.8%, 6.8%	178, 180, 182	196, 201, 207	2,182	91,958	87,674	71,865	70,148	7.60, 7.62, 7.70	2.10, 2.90, 3.17	1.41, 1.42, 1.44	13.6, 14.3, 15.9
Tue-6	6.8	2.3	176, 187, 199	11.1, 11.1, 11.3	5.7%, 5.9%, 6.3%	179, 180, 182	54, 202, 206	1,506	74,187	72,936	64,778	67,793	7.60, 7.61, 7.70	2.12, 2.93, 3.13	1.41, 1.42, 1.45	13.8, 14.9, 15.9
Wed-7	9.3	2.0	171, 187, 208	11.1, 11.2, 11.2	5.7%, 6%, 6.2%	178, 180, 182	196, 202, 206	1,342	102,926	98,579	87,657	86,711	7.52, 7.62, 7.70	2.31, 2.98, 4.37	1.40, 1.46, 1.48	14.3, 14.9, 15.5
Thu-8	8.0	4.5	174, 188, 217	11.1, 11.2, 11.5	5.6%, 5.9%, 6.5%	168, 180, 181	74, 200, 207	3,033	88,371	84,608	67,860	75,950	7.60, 7.60, 7.70	2.35, 2.88, 3.30	1.44, 1.46, 1.48	14.0, 14.5, 15.7
Fri-9	9.5	3.0	166, 187, 227	11.1, 11.2, 11.4	5.8%, 6%, 6.9%	173, 180, 182	195, 202, 208	2,017	106,311	100,921	79,791	77,128	7.60, 7.63, 7.70	2.30, 2.98, 3.31	1.44, 1.46, 1.49	14.4, 15.2, 16.3
Sat-10	10.5	3.3	163, 188, 210	11.1, 11.2, 11.3	5.5%, 5.9%, 6.3%	179, 180, 182	167, 204, 208	2,181	117,389	112,277	91,384	86,751	7.53, 7.63, 7.70	2.23, 2.98, 3.28	1.44, 1.48, 1.54	14.1, 15.1, 16.2
Sun-11	9.3	2.5	167, 188, 203	11.1, 11.2, 11.4	5.7%, 6%, 6.1%	169, 180, 182	199, 204, 208	1,684	102,317	97,994	79,316	82,228	7.54, 7.61, 7.70	2.27, 2.84, 3.57	1.39, 1.41, 1.42	14.8, 15.5, 17.0
Mon-12	9.5	2.5	170, 188, 210	11.1, 11.2, 11.4	5.4%, 5.9%, 6.1%	178, 180, 182	196, 200, 206	1,685	106,059	101,348	84,434	75,911	7.50, 7.60, 7.70	2.13, 2.66, 3.04	1.33, 1.34, 1.37	15.2, 16.4, 17.5
Tue-13	8.0	4.3	160, 186, 212	11.1, 11.2, 11.3	5.3%, 6%, 6.5%	178, 180, 181	139, 201, 206	2,860	88,129	85,026	70,253	75,692	7.54, 7.60, 7.70	2.03, 2.65, 3.14	1.28, 1.31, 1.32	16.0, 16.7, 17.8
Wed-14	8.3	2.3	169, 188, 216	11.0, 11.2, 11.3	5%, 5.9%, 6.4%	177, 180, 181	197, 201, 206	1,508	93,473	87,752	81,463	84,678	7.55, 7.61, 7.66	1.99, 3.00, 3.76	1.31, 1.34, 1.36	15.5, 16.4, 17.0
Thu-15	8.5	3.8	175, 188, 204	9.4, 11.2, 11.3	4.7%, 5.9%, 6.1%	179, 180, 181	196, 202, 207	2,431	93,398	91,903	87,631	81,880	7.55, 7.63, 7.65	1.90, 2.92, 3.23	1.34, 1.37, 1.39	15.5, 16.2, 17.7
Fri-16	9.3	3.5	171, 187, 210	11.1, 11.2, 11.3	5.4%, 6%, 7.4%	179, 180, 182	198, 202, 205	2,352	101,176	98,770	78,774	81,755	7.55, 7.60, 7.65	2.35, 2.90, 3.43	1.32, 1.38, 1.42	15.5, 16.0, 17.3
Sat-17	10.3	2.8	174, 186, 201	11.1, 11.2, 11.4	5.8%, 6.1%, 6.3%	178, 180, 182	198, 202, 206	1,854	111,308	108,084	98,554	91,323	7.51, 7.60, 7.66	2.40, 2.91, 3.69	1.34, 1.39, 1.41	16.1, 16.8, 17.8
Sun-18	9.3	3.5	110, 187, 203	5.9, 11.2, 11.3	4.2%, 5.9%, 6.8%	159, 180, 181	152, 203, 207	2,120	103,881	97,044	86,028	86,666	7.54, 7.60, 7.66	2.22, 2.81, 3.09	1.34, 1.39, 1.41	16.6, 17.2, 19.0
Mon-19	10.8	3.0	159, 188, 200	11.1, 11.2, 11.3	5.7%, 6%, 6%	178, 180, 182	199, 203, 206	2,020	120,034	115,042	97,150	97,521	7.51, 7.60, 7.69	2.20, 2.80, 3.12	1.34, 1.38, 1.41	17.3, 18.2, 19.2
Tue-20	8.5	3.8	163, 187, 216	11.1, 11.2, 11.3	5.3%, 5.9%, 6.8%	177, 180, 181	198, 203, 205	2,520	93,725	90,506	73,987	76,025	7.60, 7.64, 7.70	2.05, 2.76, 3.06	1.34, 1.36, 1.39	16.9, 18.0, 19.5
Wed-21	8.8	2.5	166, 187, 205	11.1, 11.2, 11.3	5.8%, 6%, 6.6%	152, 180, 182	198, 203, 206	1,685	95,298	91,448	84,120	84,875	7.53, 7.60, 7.70	2.41, 2.82, 3.53	1.30, 1.35, 1.37	16.9, 17.7, 18.6
Thu-22	10.5	3.3	170, 187, 200	11.2, 11.2, 11.3	5.7%, 6%, 6.5%	178, 180, 181	199, 203, 207	2,194	118,072	111,828	93,577	88,731	7.40, 7.50, 7.70	2.25, 2.78, 3.16	1.30, 1.33, 1.37	16.9, 17.9, 18.7
Fri-23	10.0	3.8	161, 188, 224	10.4, 11.2, 12.1	5.1%, 6%, 6.8%	178, 180, 183	197, 202, 205	2,526	116,184	107,264	88,642	90,720	7.42, 7.52, 7.60	2.23, 2.75, 2.96	1.30, 1.33, 1.36	17.4, 18.0, 18.5
Sat-24	10.0	3.8	174, 188, 231	11.1, 11.2, 11.3	4.7%, 6%, 6.5%	178, 180, 183	199, 203, 206	2,525	112,230	106,873	91,208	87,501	7.48, 7.52, 7.60	2.08, 2.74, 2.98	1.30, 1.32, 1.34	16.5, 17.1, 18.0
Sun-25	7.5	3.0	162, 187, 201	11.1, 11.2, 11.3	5.8%, 6.1%, 6.5%	129, 180, 181	172, 202, 206	2,019	82,569	77,480	74,841	82,956	7.50, 7.52, 7.60	2.12, 2.74, 3.13	1.30, 1.31, 1.35	15.4, 15.8, 16.2
Mon-26	9.3	4.8	157, 187, 222	11.1, 11.2, 11.3	5.6%, 5.9%, 6.4%	162, 180, 181	199, 205, 208	3,187	98,995	96,456	76,520	74,395	7.50, 7.52, 7.60	2.18, 2.78, 4.21	1.29, 1.33, 1.34	14.4, 15.0, 15.8
Tue-27	10.0	2.8	164, 188, 203	11.1, 11.2, 11.4	5.5%, 5.9%, 6.8%	177, 180, 182	199, 204, 208	1,848	111,448	106,588	91,271	85,323	7.40, 7.51, 7.60	2.17, 2.73, 3.00	1.31, 1.35, 1.36	14.4, 15.3, 16.8
Wed-28	10.0	3.8	176, 188, 212	10.8, 11.0, 11.1	5.1%, 5.8%, 6.2%	177, 180, 182	199, 203, 207	2,461	110,888	106,509	100,600	102,752	7.41, 7.49, 7.59	2.26, 2.73, 3.34	1.33, 1.35, 1.37	15.7, 16.7, 18.2
Thu-29	11.0	2.3	175, 188, 217	10.7, 10.8, 11.0	5.3%, 5.7%, 5.9%	179, 180, 183	195, 203, 209	1,464	126,256	118,090	97,821	101,699	7.40, 7.45, 7.50	2.30, 2.67, 2.95	1.33, 1.35, 1.36	16.6, 17.6, 18.9
Fri-30	12.8	2.0	172, 187, 219	10.5, 10.8, 11.0	5.1%, 5.7%, 6.5%	177, 180, 183	200, 203, 208	1,293	143,104	138,765	112,805	112,417	7.40, 7.40, 7.50	2.23, 2.70, 2.90	1.32, 1.34, 1.39	17.4, 18.4, 19.6
Sat-31	-	-	-	-	-	-	-	-	-	-	-	-	-	-	-	-

**MONTHLY SUMMARY OF MONITORING
FOR SURFACE WATER TREATMENT REGULATIONS**

System Name: Buckingham Park Water District - Treatment Plant

System #: 1710011

Filter Type: Filter 1 (Vertical Pressure: 50.3 sq-ft)

Month/Year: April-21

Filter 1 Operations												
Date	Run Time, Hr.	Filter Flow gpm, gpm/ft ² Range (50th)	Filter Production (gallons)	Backwash (BW) Start Time	Surface Wash Loading Rate (gpm/ft ²)	Filter BW Loading Rate (gpm/ft ²)	Filter BW Volume (gallons)	Filter SW Volume (gallons)	Filter-to Waste, Vol (gallons)	Total Vol to Sludge Pond (gallons)	Gal of Water Produced Between BW	UFRV (gal/ft ²)
Sat-1	8.5	85 - 93, (90) 1.7 - 1.9, (1.8)	44,300	-	-	-	-	-	-	-	-	-
Fri-2	8.0	88 - 94, (91) 1.8 - 1.9, (1.8)	43,098	6:42 AM	2.4, 2.7, 2.7 2.5, 0.1, 0.0	6 minutes of BW @ 17.6 gpm/ft ²	5,310	520	809	6,639	49,431	983
Sat-3	8.5	83 - 92, (90) 1.7 - 1.8, (1.8)	46,673	-	-	-	-	-	-	-	-	-
Sun-4	8.0	89 - 93, (90) 1.8 - 1.9, (1.8)	42,036	12:07 PM	2.3, 2.6, 2.6 0.3, 0.0, 0.0	6 minutes of BW @ 17.6 gpm/ft ²	5,310	393	809	6,512	106,787	2,124
Mon-5	8.3	87 - 91, (90) 1.7 - 1.8, (1.8)	43,148	-	-	-	-	-	-	-	-	-
Tue-6	6.8	88 - 92, (90) 1.7 - 1.8, (1.8)	37,552	-	-	-	-	-	-	-	-	-
Wed-7	9.0	88 - 92, (90) 1.7 - 1.8, (1.8)	50,722	6:08 AM	1.9, 2.6, 2.6 2.7, 0.6, 0.0	6 minutes of BW @ 17.6 gpm/ft ²	5,310	518	809	6,637	106,851	2,126
Thu-8	8.0	73 - 91, (90) 1.5 - 1.8, (1.8)	42,357	-	-	-	-	-	-	-	-	-
Fri-9	9.3	78 - 92, (90) 1.6 - 1.8, (1.8)	49,657	8:58 AM	1.7, 2.6, 2.6 2.7, 0.7, 0.0	6 minutes of BW @ 17.6 gpm/ft ²	5,310	521	808	6,639	106,588	2,121
Sat-10	10.5	88 - 93, (90) 1.8 - 1.9, (1.8)	56,456	-	-	-	-	-	-	-	-	-
Sun-11	9.0	68 - 93, (90) 1.4 - 1.8, (1.8)	48,014	11:22 AM	1.6, 2.6, 2.6 2.6, 0.9, 0.0	6 minutes of BW @ 17.6 gpm/ft ²	5,310	522	808	6,640	106,690	2,123
Mon-12	9.5	88 - 93, (90) 1.8 - 1.9, (1.8)	49,820	-	-	-	-	-	-	-	-	-
Tue-13	7.8	88 - 91, (90) 1.8 - 1.8, (1.8)	41,531	4:08 PM	1.4, 2.5, 2.6 2.6, 1.1, 0.0	6 minutes of BW @ 17.6 gpm/ft ²	5,310	508	809	6,627	106,339	2,116
Wed-14	8.3	87 - 93, (90) 1.7 - 1.9, (1.8)	46,992	-	-	-	-	-	-	-	-	-
Thu-15	8.5	89 - 92, (90) 1.8 - 1.8, (1.8)	46,449	-	-	-	-	-	-	-	-	-
Fri-16	9.0	89 - 92, (90) 1.8 - 1.8, (1.8)	45,991	3:35 AM	0.6, 1.9, 2.6 2.7, 1.3, 0.0	6 minutes of BW @ 17.6 gpm/ft ²	5,310	462	810	6,582	106,355	2,116
Sat-17	10.3	41 - 97, (90) 0.8 - 1.9, (1.8)	55,644	-	-	-	-	-	-	-	-	-
Sun-18	9.0	41 - 92, (90) 0.8 - 1.8, (1.8)	49,880	6:48 AM	0.7, 2.0, 2.6 2.6, 1.5, 0.0	6 minutes of BW @ 17.6 gpm/ft ²	5,310	475	807	6,592	106,309	2,115
Mon-19	10.8	84 - 96, (90) 1.7 - 1.9, (1.8)	57,277	-	-	-	-	-	-	-	-	-
Tue-20	8.3	87 - 94, (90) 1.7 - 1.9, (1.8)	44,427	3:08 AM	0.9, 2.6, 2.6 1.7, 0.0, 0.0	6 minutes of BW @ 17.6 gpm/ft ²	5,310	392	808	6,510	106,265	2,114
Wed-21	8.8	34 - 94, (90) 0.7 - 1.9, (1.8)	51,106	-	-	-	-	-	-	-	-	-
Thu-22	10.3	88 - 91, (90) 1.7 - 1.8, (1.8)	53,310	7:04 AM	0.8, 2.7, 2.7 1.9, 0.0, 0.0	6 minutes of BW @ 17.6 gpm/ft ²	5,310	402	809	6,521	105,692	2,103
Fri-23	10.0	87 - 98, (90) 1.7 - 1.9, (1.8)	54,574	-	-	-	-	-	-	-	-	-
Sat-24	9.8	87 - 92, (90) 1.7 - 1.8, (1.8)	50,078	6:19 AM	0.6, 2.6, 2.6 2.0, 0.0, 0.0	6 minutes of BW @ 17.6 gpm/ft ²	5,310	391	807	6,508	105,094	2,091
Sun-25	7.5	18 - 91, (90) 0.4 - 1.8, (1.8)	42,056	-	-	-	-	-	-	-	-	-
Mon-26	9.0	15 - 93, (90) 0.3 - 1.8, (1.8)	46,809	11:55 AM	0.4, 2.6, 2.6 2.2, 0.0, 0.0	6 minutes of BW @ 17.6 gpm/ft ²	5,310	398	813	6,521	105,315	2,095
Tue-27	10.0	87 - 93, (90) 1.7 - 1.9, (1.8)	55,830	-	-	-	-	-	-	-	-	-
Wed-28	9.8	85 - 92, (90) 1.7 - 1.8, (1.8)	55,081	12:56 PM	0.2, 2.7, 2.7 2.4, 0.0, 0.0	6 minutes of BW @ 17.6 gpm/ft ²	5,310	401	805	6,516	105,649	2,102
Thu-29	11.0	86 - 96, (90) 1.7 - 1.9, (1.8)	59,126	-	-	-	-	-	-	-	-	-
Fri-30	12.5	88 - 93, (90) 1.8 - 1.9, (1.8)	66,003	7:40 AM	2.6, 2.6, 2.5 0.0, 0.0, 0.0	6 minutes of BW @ 17.6 gpm/ft ²	5,310	388	807	6,505	105,879	2,106
Sat-31	-	-	-	-	-	-	-	-	-	-	-	-
Total:	273.5		1,475,996	14			74,340	6,291	11,317	91,948		
	11.4 days											

UFRV: Unit Filter Run Volume is the amount of water filtered per squared-foot between backwashes.
Note: The amount of water filtered between backwashes does not account for the filter production in the previous month for the first calculated UFRV value.

**MONTHLY SUMMARY OF MONITORING
FOR SURFACE WATER TREATMENT REGULATIONS**

System Name: Buckingham Park Water District - Treatment Plant

System #: 1710011

Filter Type: Filter 2 (Vertical Pressure: 50.3 sq-ft)

Month/Year: April-21

Filter 2 Operations												
Date	Run Time, Hr.	Filter Flow (gpm) Range (50lh)	Filter Production (gallons)	Backwash (BW) Start Time	Surface Wash Loading Rate (gpm/ft ²)	Filter BW Loading Rate (gpm/ft ²)	Filter BW Volume (gallons)	Filter SW Volume (gallons)	Filter-to Waste, Vol (gallons)	Total Vol to Sludge Pond (gallons)	Gal of Water Produced Between BW	UFRV (gal/ft ²)
Sat-1	8.5	88 - 93, (90) 1.8 - 1.9, (1.8)	44,380	-	-	-	-	-	-	-	-	-
Fri-2	8.3	88 - 92, (90) 1.8 - 1.8, (1.8)	44,554	-	-	-	-	-	-	-	-	-
Sat-3	8.3	88 - 99, (90) 1.8 - 2.0, (1.8)	45,419	9:21 AM	2.2, 2.5, 2.5 1.9, 0.1, 0.0	6 minutes of BW @ 16.4 gpm/ft ²	4,950	464	810	6,224	103,885	2,067
Sun-4	8.3	87 - 94, (90) 1.7 - 1.9, (1.8)	43,377	-	-	-	-	-	-	-	-	-
Mon-5	8.0	88 - 92, (90) 1.7 - 1.8, (1.8)	41,859	7:25 PM	1.3, 2.3, 2.5 2.4, 0.4, 0.0	6 minutes of BW @ 16.4 gpm/ft ²	4,950	449	805	6,204	107,148	2,132
Tue-6	6.8	88 - 92, (91) 1.8 - 1.8, (1.8)	37,630	-	-	-	-	-	-	-	-	-
Wed-7	9.3	88 - 94, (90) 1.7 - 1.9, (1.8)	52,148	-	-	-	-	-	-	-	-	-
Thu-8	7.8	82 - 92, (90) 1.6 - 1.8, (1.8)	41,043	6:50 AM	0.5, 2.1, 2.5 2.5, 0.6, 0.0	6 minutes of BW @ 16.4 gpm/ft ²	4,950	411	807	6,168	106,876	2,126
Fri-9	9.5	74 - 95, (90) 1.5 - 1.9, (1.8)	51,010	-	-	-	-	-	-	-	-	-
Sat-10	10.3	89 - 92, (90) 1.8 - 1.8, (1.8)	55,169	8:41 AM	1.7, 2.4, 2.4 0.8, 0.0, 0.0	6 minutes of BW @ 16.4 gpm/ft ²	4,950	367	802	6,119	106,527	2,119
Sun-11	9.3	70 - 91, (90) 1.4 - 1.8, (1.8)	49,387	-	-	-	-	-	-	-	-	-
Mon-12	9.3	89 - 96, (90) 1.8 - 1.9, (1.8)	48,501	1:46 PM	0.4, 1.8, 2.5 2.5, 1.0, 0.0	6 minutes of BW @ 16.4 gpm/ft ²	4,950	409	804	6,163	106,568	2,120
Tue-13	8.0	89 - 91, (90) 1.8 - 1.8, (1.8)	42,944	-	-	-	-	-	-	-	-	-
Wed-14	8.0	89 - 97, (90) 1.8 - 1.9, (1.8)	45,669	8:22 PM	0.4, 1.7, 2.5 2.5, 1.1, 0.0	6 minutes of BW @ 16.4 gpm/ft ²	4,950	412	804	6,166	106,524	2,119
Thu-15	8.5	88 - 91, (90) 1.8 - 1.8, (1.8)	46,408	-	-	-	-	-	-	-	-	-
Fri-16	9.3	89 - 98, (90) 1.8 - 1.9, (1.8)	47,416	-	-	-	-	-	-	-	-	-
Sat-17	10.0	47 - 103, (90) 0.9 - 2.1, (1.8)	54,295	5:44 AM	1.1, 2.5, 2.5 1.4, 0.0, 0.0	6 minutes of BW @ 16.4 gpm/ft ²	4,950	378	807	6,135	106,423	2,117
Sun-18	9.3	46 - 92, (90) 0.9 - 1.8, (1.8)	51,264	-	-	-	-	-	-	-	-	-
Mon-19	10.5	89 - 106, (90) 1.8 - 2.1, (1.8)	55,958	6:29 AM	1.0, 2.5, 2.5 1.5, 0.0, 0.0	6 minutes of BW @ 16.4 gpm/ft ²	4,950	377	806	6,133	106,256	2,114
Tue-20	8.5	88 - 101, (90) 1.8 - 2.0, (1.8)	45,883	-	-	-	-	-	-	-	-	-
Wed-21	8.5	34 - 92, (90) 0.7 - 1.8, (1.8)	49,778	7:28 AM	0.8, 2.5, 2.5 1.7, 0.0, 0.0	6 minutes of BW @ 16.4 gpm/ft ²	4,950	377	816	6,143	106,028	2,109
Thu-22	10.5	89 - 92, (90) 1.8 - 1.8, (1.8)	54,806	-	-	-	-	-	-	-	-	-
Fri-23	9.8	88 - 103, (90) 1.8 - 2.1, (1.8)	53,294	7:37 AM	0.6, 2.5, 2.5 1.9, 0.0, 0.0	6 minutes of BW @ 16.4 gpm/ft ²	4,950	378	807	6,135	105,297	2,095
Sat-24	10.0	88 - 103, (90) 1.8 - 2.0, (1.8)	51,552	-	-	-	-	-	-	-	-	-
Sun-25	7.3	19 - 92, (90) 0.4 - 1.8, (1.8)	40,751	8:36 AM	0.5, 2.5, 2.5 2.0, 0.0, 0.0	6 minutes of BW @ 16.4 gpm/ft ²	4,950	379	807	6,136	105,591	2,101
Mon-26	9.3	16 - 94, (90) 0.3 - 1.9, (1.8)	48,245	-	-	-	-	-	-	-	-	-
Tue-27	9.8	89 - 92, (90) 1.8 - 1.8, (1.8)	54,490	1:18 PM	0.3, 2.5, 2.5 2.2, 0.0, 0.0	6 minutes of BW @ 16.4 gpm/ft ²	4,950	380	803	6,133	105,890	2,107
Wed-28	10.0	87 - 93, (90) 1.7 - 1.8, (1.8)	56,462	-	-	-	-	-	-	-	-	-
Thu-29	10.8	88 - 107, (91) 1.8 - 2.1, (1.8)	57,761	10:23 AM	0.1, 2.5, 2.5 2.3, 0.0, 0.0	6 minutes of BW @ 16.4 gpm/ft ²	4,950	372	810	6,132	105,868	2,106
Fri-30	12.8	88 - 102, (90) 1.8 - 2.0, (1.8)	67,468	-	-	-	-	-	-	-	-	-
Sat-31	-	-	-	-	-	-	-	-	-	-	-	-
Total:	273.8		1,478,921	13			64,350	5,153	10,488	79,991		
	11.4 days											

UFRV: Unit Filter Run Volume is the amount of water filtered per squared-foot between backwashes.
Note: The amount of water filtered between backwashes does not account for the filter production in the previous month for the first calculated UFRV value.

Combined Filter Effluent Reporting

Incidents of turbidity greater than **1.0 NTU** in two consecutive measurements taken no more than 15 minutes apart.

Date of Incident	NONE				
Value					

Incidents of turbidity greater than **0.2 NTU** in two consecutive measurements taken 15 minutes apart at the end of the first 60 minutes of continuous filter operation after the filter has been backwashed or otherwise taken offline.

Date of Incident	NONE				
Value					

Individual Filter Effluent Reporting

Were individual filters monitored and recorded at least once every 15 minutes? Yes No

Were there any trigger violations? Yes No

Incidents of turbidity greater than **1.0 NTU** in two consecutive measurements taken no more than 15 minutes apart.

Date of Incident	NONE						
Value							
Filter Number							

Incidents of turbidity greater than **0.3 NTU** in two consecutive measurements taken 15 minutes apart at the end of the first 60 minutes of continuous filter operation after the filter has been backwashed or otherwise taken offline.

Date of Incident	NONE						
Value							
Filter Number							

Incidents of turbidity greater than **1.0 NTU** in two consecutive measurements taken no more than 15 minutes apart at any time in each of three consecutive months.

Date of Incident	NONE						
Value							
Filter Number							

Incidents of turbidity greater than **2.0 NTU** in two consecutive measurements taken no more than 15 minutes apart at any time in each of two consecutive months.

Date of Incident	NONE						
Value							
Filter Number							

Note: System is required to arrange with the Department for a comprehensive performance evaluation (CPE) to be conducted no later than 30 days following the exceedance. The CPE must be completed and submitted to the State no later than 90 days following the exceedance for the second straight month.

Turbidity Instrument Calibration

Indicate the date that the turbidimeters that are used for regulatory monitoring purposes were calibrated:

Date	Which Turbidimeter	Which standards used, primary or secondary	Date	Which Turbidimeter	Which standards used, primary or secondary
4/22/2021	1720 dfilter 1	primary	4/22/2021	raw scatter 7	primary
4/22/2021	1720 d filter 2	primary	4/19/2021	hach hand held	primary
4/22/2021	Swan Turbiwell	verification			
4/22/2021	settled 1720 c	primary			

Alarm Testing

Date	Alarm Tested	Set Point Tested	Call Out Successful	Shut Down Successful	Time Delay
4/22/2021	CL2 LOW	0.8	YES	YES	0min/30sec
4/22/2021	CL2HIGH	3.25	YES	YES	0min/30sec
4/22/2021	coagulant fail	fail	YES	YES	6min/25sec
4/22/2021	filter 1 ntu high	0.28	YES	YES	INST
4/22/2021	filter 2 ntu high	0.28	YES	YES	INST
4/22/2021	combined ntu high	0.28	YES	YES	15 sec

Disinfection Process Data

Disinfectant residual type (check one): Free Chlorine Combined Chlorine Other

Incidents of chlorine residuals less than **0.2 mg/L** at the plant effluent:

Date of Incident	none			
Duration				
Date Dept. Notified				

Total number of incidents where residual is **< 0.2 mg/L**: 0
 Meet Standard (i.e. is not less than **0.2 mg/L** for more than four hours (Y/N)? Yes

Number of distribution system residual samples collected:	120
Number of distribution system samples for HPC only:	
Total number of residual and/or HPC samples collected:	120
Number of samples with no detectable residual and HPC is not measured:	
Number of samples with no residual and HPC > 500 CFU/mL:	
Number of samples for HPC only and HPC > 500 CFU/mL:	
Total number of samples with no residual and/or HPC > 500 CFU/mL:	0

Compute V:

Where V = [1 - (Total No. of samples with no residual and/or HPC > 500)/(Total No. of residual and/or HPC samples collected)] x 100

V = 100.0%
 Meets Standard (i.e. V >= 95%) (Y/N) ? Yes

SUMMARY OF WATER QUALITY COMPLAINTS

General Complaints:

Type of Complaint	Number	Corrective Actions Taken
Taste/Odor		
Color		
Turbidity		
Suspended Solids		
Other (Describe)		

Reports of Gastrointestinal Illness (attach additional sheets if necessary):

Person Reporting	Date	Corrective Actions Taken

Attach an explanation of any failure of the performance standards or operating criteria and corrective action taken or planned.

Print Name: WILLIAM RAE

Signature: 


Date: 5/4/21

CT Compliance for Giardia Lamblia Cysts by Free Chlorine

Input Parameters:

Water System Name:	Buckingham Park Water District	
Number of Service Connections:	455	
System Number:	1710011	
Month and Year:	April-21	
Clearwell(s) - Volume per Foot:	5,288	Gallons/Ft
Short-Circuiting Factor for Clearwell(s):	0.13	t ₁₀ /T

		Calc. are based only when plant is on-line and flow leaving clearwell							Results for Giardia Inactivation and Reduction of Microcystin-LR				
		Plant Clearwell Operations							Giardia cysts			Microcystin-LR (Min)	
Date	Plant Run Time, hr	Flow Rate, gpm	Clearwell Level, ft	Temp, °C	pH	Chlorine Residual, mg/L	Effective Volume, gal	Effective Contact Time, minutes	Calc. CT ₁₀	Minimum Log Inactivation	Log Inactivation Range, (5 th, Median)	Calculated Log (%) Reduction	MC-LR Reduced from x to 0.3 ug/L
Sat-1	8.5	202	34.6	13.7	7.70	1.39	23,785	117.8	164	4.09	4.09 - 4.86 (4.17, 4.57)	2.5 (99.66%)	90
Sun-2	8.3	201	33.4	13.9	7.70	1.37	22,960	114.2	156	4.12	4.12 - 5.17 (4.34, 4.77)	2.4 (99.59%)	72
Mon-3	8.5	247	34.5	14.4	7.70	1.40	23,717	96.2	135	3.74	3.74 - 4.92 (4.20, 4.63)	2.1 (99.17%)	36
Tue-4	8.3	204	34.2	13.6	7.70	1.44	23,510	115.0	165	4.14	4.14 - 5.01 (4.20, 4.37)	2.5 (99.68%)	94
Wed-5	8.3	211	34.4	13.8	7.60	1.44	23,648	112.1	161	4.25	4.25 - 5.02 (4.26, 4.61)	2.8 (99.83%)	173
Thu-6	6.8	206	34.4	13.6	7.60	1.45	23,648	114.9	166	4.38	4.38 - 25.88 (4.41, 4.79)	2.8 (99.85%)	201
Fri-7	9.3	195	33.5	14.9	7.70	1.41	23,044	118.2	166	4.62	4.62 - 5.40 (4.68, 4.94)	2.6 (99.76%)	124
Sat-8	8.0	200	34.3	14.0	7.68	1.43	23,579	117.9	169	4.44	4.44 - 19.17 (4.53, 4.84)	2.7 (99.78%)	135
Sun-9	9.5	204	33.2	14.0	7.57	1.47	22,823	111.9	165	4.58	4.58 - 16.94 (4.60, 5.01)	2.9 (99.88%)	252
Mon-10	10.5	208	33.4	14.1	7.63	1.51	22,960	110.6	167	4.39	4.39 - 15.58 (4.45, 5.10)	2.8 (99.83%)	180
Tue-11	9.3	203	34.5	14.7	7.63	1.40	23,717	116.8	164	4.55	4.55 - 5.65 (4.69, 4.82)	2.8 (99.83%)	174
Wed-12	9.5	205	34.3	15.9	7.70	1.34	23,579	115.2	154	4.54	4.54 - 5.39 (4.71, 5.05)	2.5 (99.68%)	95
Thu-13	8.0	205	34.3	16.4	7.70	1.30	23,579	115.1	149	4.66	4.66 - 5.50 (4.70, 4.98)	2.5 (99.65%)	86
Fri-14	8.3	206	34.1	16.6	7.66	1.33	23,442	113.6	151	4.71	4.71 - 5.41 (4.72, 5.02)	2.6 (99.76%)	127
Sat-15	8.5	206	34.3	15.5	7.65	1.38	23,579	114.5	158	4.65	4.65 - 5.42 (4.70, 5.03)	2.7 (99.79%)	146
Sun-16	9.3	199	33.6	16.4	7.70	1.32	23,098	116.1	153	4.77	4.77 - 5.43 (4.86, 5.15)	2.5 (99.69%)	96
Mon-17	10.3	202	34.2	16.5	7.65	1.35	23,516	116.4	157	4.89	4.89 - 9.08 (4.93, 5.35)	2.8 (99.83%)	172
Tue-18	9.3	200	34.4	16.6	7.66	1.34	23,648	118.2	158	4.93	4.93 - 9.54 (4.99, 5.44)	2.7 (99.82%)	168
Wed-19	10.8	200	33.5	17.6	7.64	1.33	23,029	115.4	153	5.12	5.12 - 6.27 (5.18, 5.71)	2.8 (99.85%)	195
Thu-20	8.5	206	34.3	16.8	7.60	1.38	23,579	114.3	157	5.24	5.24 - 5.75 (5.25, 5.48)	2.9 (99.89%)	266
Fri-21	8.8	206	34.3	17.1	7.63	1.30	23,579	114.6	149	4.97	4.97 - 7.74 (5.00, 5.32)	2.7 (99.80%)	153
Sat-22	10.5	199	33.1	17.4	7.64	1.33	22,754	114.1	152	5.07	5.07 - 6.00 (5.10, 5.63)	2.8 (99.83%)	173
Sun-23	10.0	205	34.1	18.0	7.47	1.32	23,442	114.1	150	5.37	5.37 - 6.10 (5.40, 5.56)	3.3 (99.95%)	644
Mon-24	10.0	206	34.3	17.5	7.60	1.30	23,579	114.6	149	4.97	4.97 - 5.68 (5.02, 5.18)	2.8 (99.86%)	209
Tue-25	7.5	204	34.3	15.7	7.52	1.30	23,579	115.6	150	4.70	4.70 - 5.92 (4.70, 4.88)	3.0 (99.89%)	285
Wed-26	9.3	208	33.9	14.4	7.50	1.32	23,304	111.9	148	4.34	4.34 - 4.91 (4.39, 4.74)	2.9 (99.86%)	220
Thu-27	10.0	206	34.1	15.0	7.59	1.31	23,442	114.0	149	4.40	4.40 - 5.61 (4.47, 4.90)	2.7 (99.80%)	147
Fri-28	10.0	206	34.2	16.0	7.59	1.34	23,504	114.0	153	4.77	4.77 - 6.07 (4.82, 5.26)	2.8 (99.85%)	199
Sat-29	11.0	207	34.3	16.6	7.51	1.33	23,579	114.1	152	5.06	5.06 - 6.17 (5.18, 5.61)	3.1 (99.93%)	408
Sun-30	12.8	208	34.4	18.3	7.60	1.32	23,648	113.7	150	5.36	5.36 - 6.53 (5.49, 5.91)	2.9 (99.89%)	267
Mon-31	-	-	-	-	-	-	-	-	-	-	-	-	-
Min	6.8	195	33.1	13.6	7.47	1.30	22,754	96.2	135	3.74	3.74	2.1 (99.17%)	36
Median	9.3	205	34.3	15.8	7.64	1.34	23,579	114.5	154	4.65	5.28	2.8 (99.83%)	172
Max	12.8	247	34.6	18.3	7.70	1.51	23,785	118.2	169	5.37	25.88	3.3 (99.95%)	644

Print Name: WILLIAM RAE
 Signature:  Date: 5/4/21

MONTHLY CHEMICAL DOSAGE SUMMARY SHEET

System Name: Buckingham Water District

SN: 1710011

Month/Year: April-21


Source and Combined Filter Flows & Chemical Feed Rate and Dosages

Date	Plant Hours Operated	Source Water - Inlet to Solids-Contact Upflow Clarifier											Filter Coagulant Aid and Post GAC Disinfection	
		Pre-Disinfection			Coagulants					Filter Aid			Disinfection	
		gpm	mL/min	mg/L	mL/min	mg/L	mL/min	mg/L	gpm	mL/min	mg/L	mL/min	mg/L	
		Source Flow	NaOCl	NaOCl	Product 9800	Product 9800	Chemical Type	Chemical Type	CFE Flow	Product Pro Pac 9890	Product Pro Pac 9890	NaOCl	NaOCl	
Sat-1	8.5	193	14.0	2.0	17.0	30.2	-	-	181	-	-	15.0	2.3	
Fri-2	8.3	188	14.0	2.1	17.0	31.1	-	-	177	-	-	15.0	2.4	
Sat-3	8.5	194	13.0	1.9	16.0	28.3	-	-	182	-	-	17.0	2.6	
Sun-4	8.3	189	13.0	1.9	16.0	29.1	-	-	179	-	-	17.0	2.7	
Mon-5	8.3	191	13.0	1.9	16.0	28.8	-	-	182	-	-	17.0	2.6	
Tue-6	6.8	189	13.0	1.9	16.0	29.1	-	-	174	-	-	17.0	2.8	
Wed-7	9.3	192	13.0	1.9	16.0	28.6	-	-	182	-	-	17.0	2.6	
Thu-8	8.0	185	13.0	2.0	16.0	29.6	-	-	177	-	-	17.0	2.7	
Fri-9	9.5	190	13.0	1.9	16.0	29.0	-	-	181	-	-	17.0	2.7	
Sat-10	10.5	190	11.0	1.6	16.5	29.8	-	-	180	-	-	15.0	2.4	
Sun-11	9.3	192	11.0	1.6	16.5	29.5	-	-	181	-	-	15.0	2.3	
Mon-12	9.5	191	11.0	1.6	16.5	29.7	-	-	180	-	-	15.0	2.4	
Tue-13	8.0	186	11.0	1.7	16.5	30.5	-	-	177	-	-	15.0	2.4	
Wed-14	8.3	186	11.0	1.7	16.5	30.5	-	-	179	-	-	16.0	2.5	
Thu-15	8.5	189	11.0	1.6	16.5	29.9	-	-	179	-	-	16.0	2.5	
Fri-16	9.3	186	11.0	1.7	16.5	30.4	-	-	177	-	-	16.0	2.6	
Sat-17	10.3	190	13.0	1.9	16.5	29.8	-	-	183	-	-	16.0	2.5	
Sun-18	9.3	191	13.0	1.9	16.5	29.6	-	-	179	-	-	16.0	2.5	
Mon-19	10.8	187	13.0	2.0	16.5	30.3	-	-	180	-	-	16.0	2.5	
Tue-20	8.5	186	13.0	2.0	16.5	30.5	-	-	178	-	-	16.0	2.5	
Wed-21	8.8	188	13.0	1.9	16.5	30.1	-	-	180	-	-	16.0	2.5	
Thu-22	10.5	186	13.0	2.0	16.5	30.5	-	-	178	-	-	16.0	2.5	
Fri-23	10.0	192	13.0	1.9	16.5	29.5	-	-	181	-	-	16.0	2.5	
Sat-24	10.0	188	13.0	2.0	16.5	30.2	-	-	177	-	-	16.5	2.6	
Sun-25	7.5	190	13.0	1.9	16.5	29.9	-	-	181	-	-	16.5	2.6	
Mon-26	9.3	191	13.0	1.9	16.5	29.7	-	-	179	-	-	16.5	2.6	
Tue-27	10.0	188	13.0	2.0	16.5	30.2	-	-	176	-	-	16.5	2.6	
Wed-28	10.0	191	13.0	1.9	16.5	29.6	-	-	182	-	-	16.5	2.6	
Thu-29	11.0	186	13.0	2.0	16.5	30.5	-	-	177	-	-	16.5	2.6	
Fri-30	12.8	189	13.0	1.9	16.5	30.0	-	-	179	-	-	16.5	2.6	
Sat-31	-	-	-	-	-	-	-	-	-	-	-	-	-	

5 th	7.7	186	11.0	1.6	16.0	28.7	-	-	176	-	-	15.0	2.3
25 th	8.3	187	13.0	1.9	16.5	29.6	-	-	178	-	-	16.0	2.5
50 th	9.3	189	13.0	1.9	16.5	29.8	-	-	179	-	-	16.0	2.5
75 th	10.0	191	13.0	2.0	16.5	30.3	-	-	181	-	-	16.5	2.6
95 th	10.9	193	13.6	2.0	16.8	30.5	-	-	182	-	-	17.0	2.7

Comments: _____

Name (Print): WILLIAM RAE

Signature: 

GM-Buckingham Park Water

From: GM-Buckingham Park Water [gm@buckinghamparkwater.us]
Sent: Tuesday, May 18, 2021 8:29 AM
To: 'Schott, Guy@Waterboards'
Cc: DDW - Mendocino General Email (DWPDIST03@waterboards.ca.gov)
Subject: Monthly operations report
Attachments: 4.21 Monthly opeerations report.pdf

Good Morning Guy,

Attached you will find the monthly operations report for system # 1710011 Buckingham Park Water District. Everything looks to be in compliance. Please let me know if you have any questions thanks.

Sincerely,

Ahimsah Wonderwheel

General Manager

Buckingham Park Water District

2880 Eastlake Drive Kelseyville, CA 95451

Cell (707) 900-8367 / Office (707) 279-8568 / Fax (707) 279-2947

"Visit us on the web at: www.buckinghamparkwater.us"

Buckingham Park Water District 4 21 Water Plant Log revised 2.27.2020

Date & Time	Oper. Initials	Read (Last Day Last)	Raw Water Hours						Raw Water Flow				Less Backwash		Recycle Flow				Net Raw Water Flow		
			P-1			P-2			Raw Water Motor	Daily Raw Water Flow	MGD	Raw Water Flow M-T-D	Raw Water Flow gpm	Daily Combined Filter Backwash Flow	MTD Combined Filter Backwash Flow	Read	Backwash Recycle Gallons	% Of Daily Flow	M-T-D	Total Raw Water Gallons Daily	Total Raw Water Gallons MTD
			2,315	P-1 Hours	MTD	100,280	P-2 Hours	MTD	1,293,846						95,076						
1	7:30	AM	2,368	5.3	5.3	100,311	3.1	3.1	1,294,821	97,500	0.098	97,500	193.5	6,600	6,600	95,299	2,230	3.0%	2,230	95,270	95,270
2	7:30	AM	2,407	3.9	9.2	100,355	4.4	7.5	1,295,755	93,400	0.093	190,900	187.6	7,080	13,680	95,503	2,040	2.6%	4,270	91,360	186,630
3	7:30	AM	2,454	4.7	13.9	100,390	3.5	11.0	1,296,710	95,500	0.096	286,400	194.1	-	13,680	95,658	1,550	2.2%	5,820	93,950	280,580
4	7:35	WR	2,487	3.3	17.2	100,437	4.7	15.7	1,297,615	90,500	0.091	376,900	188.5	6,600	20,280	95,864	2,060	3.0%	7,880	88,440	369,020
5	7:20	WR	2,521	3.4	20.6	100,483	4.6	20.3	1,298,532	91,700	0.092	468,600	191.0	7,080	27,360	96,149	2,850	3.8%	10,730	88,850	457,870
6	7:30	AM	2,562	4.1	24.7	100,522	3.9	24.2	1,299,439	90,700	0.091	559,300	189.0	6,600	33,960	96,322	1,730	2.5%	12,460	88,970	546,840
7	7:30	AM	2,593	3.1	27.8	100,573	5.1	29.3	1,300,384	94,500	0.095	653,800	192.1	7,080	41,040	96,487	1,650	2.4%	14,110	92,850	639,690
8	7:30	AM	2,647	5.4	33.2	100,612	3.9	33.2	1,301,419	103,500	0.104	757,300	185.5	6,600	47,640	96,755	2,680	3.1%	16,790	100,820	740,510
9	7:30	AM	2,694	4.7	37.9	100,653	4.1	37.3	1,302,421	100,200	0.100	857,500	189.8	-	47,640	96,921	1,660	2.1%	18,450	98,540	839,050
10	7:30	AM	2,741	4.7	42.6	100,701	4.8	42.1	1,303,506	108,500	0.109	966,000	190.4	7,080	54,720	97,165	2,440	2.8%	20,890	106,060	945,110
11	7:55	WR	2,805	6.4	49.0	100,732	3.1	45.2	1,304,601	109,500	0.110	1,075,500	192.1	6,600	61,320	97,332	1,670	2.1%	22,560	107,830	1,052,940
12	7:48	WR	2,853	4.8	53.8	100,777	4.5	49.7	1,305,667	106,600	0.107	1,182,100	191.0	7,080	68,400	97,600	2,680	3.1%	25,240	103,920	1,156,860
13	7:30	AM	2,898	4.5	58.3	100,822	4.5	54.2	1,306,670	100,300	0.100	1,282,400	185.7	6,600	75,000	97,782	1,820	2.3%	27,060	98,480	1,255,340
14	7:00	AM	2,945	4.7	63.0	100,862	4.0	58.2	1,307,641	97,100	0.097	1,379,500	186.0	7,080	82,080	97,997	2,150	2.8%	29,210	94,950	1,350,290
15	7:30	AM	2,990	4.5	67.5	100,912	5.0	63.2	1,308,720	107,900	0.108	1,487,400	189.3	6,600	88,680	98,247	2,500	3.0%	31,710	105,400	1,455,690
16	7:30	AM	3,026	3.6	71.1	100,956	4.4	67.6	1,309,614	89,400	0.089	1,576,800	186.3	7,080	95,760	98,419	1,720	2.4%	33,430	87,680	1,543,370
17	7:30	AM	3,080	5.4	76.5	100,989	3.3	70.9	1,310,608	99,400	0.099	1,676,200	190.4	6,600	102,360	98,597	1,780	2.4%	35,210	97,620	1,640,990
18	7:54	WR	3,133	5.3	81.8	101,034	4.5	75.4	1,311,732	112,400	0.112	1,788,600	191.2	7,080	109,440	98,850	2,530	2.7%	37,740	109,870	1,750,860
19	7:24	WR	3,181	4.8	86.6	101,085	5.1	80.5	1,312,844	111,200	0.111	1,899,800	187.2	6,600	116,040	98,991	1,410	1.6%	39,150	109,790	1,860,650
20	7:30	AM	3,242	6.1	92.7	101,133	4.8	85.3	1,314,059	121,500	0.122	2,021,300	185.8	7,080	123,120	99,244	2,530	2.8%	41,680	118,970	1,979,620
21	7:10	AM	3,283	4.1	96.8	101,173	4.0	89.3	1,314,974	91,500	0.092	2,112,800	188.3	-	123,120	99,404	1,600	2.1%	43,280	89,900	2,069,520
22	7:15	AM	3,347	6.4	103.2	101,211	3.8	93.1	1,316,111	113,700	0.114	2,226,500	185.8	6,600	129,720	99,667	2,630	2.8%	45,910	111,070	2,180,590
23	7:15	AM	3,408	6.1	109.3	101,248	3.7	96.8	1,317,239	112,800	0.113	2,339,300	191.8	7,080	136,800	99,827	1,600	1.9%	47,510	111,200	2,291,790
24	7:15	AM	3,465	5.7	115.0	101,300	5.2	102.0	1,318,468	122,900	0.123	2,462,200	187.9	13,680	150,480	100,152	3,250	3.5%	50,760	119,650	2,411,440
25	7:25	WR	3,513	4.8	119.8	101,342	4.2	106.2	1,319,493	102,500	0.103	2,564,700	189.8	-	150,480	100,396	2,440	3.0%	53,200	100,060	2,511,500
26	7:59	WR	3,544	3.1	122.9	101,403	6.1	112.3	1,320,548	105,500	0.106	2,670,200	191.1	6,600	157,080	100,671	2,750	3.3%	55,950	102,750	2,614,250
27	7:30	AM	3,586	4.2	127.1	101,445	4.2	116.5	1,321,493	94,500	0.095	2,764,700	187.5	7,080	164,160	100,852	1,810	2.3%	57,760	92,690	2,706,940
28	7:10	AM	3,635	4.9	132.0	101,494	4.9	121.4	1,322,618	112,500	0.113	2,877,200	191.3	6,600	170,760	101,153	3,010	3.5%	60,770	109,490	2,816,430
29	7:15	AM	3,690	5.5	137.5	101,550	5.6	127.0	1,323,857	123,900	0.124	3,001,100	186.0	7,080	177,840	101,334	1,810	1.8%	62,580	122,090	2,938,520
30	7:30	AM	3,739	4.9	142.4	101,622	7.2	134.2	1,325,230	137,300	0.137	3,138,400	189.1	6,600	184,440	101,578	2,440	2.2%	65,020	134,860	3,073,380
31																					
Avg.				4.7			4.5		104,613	0.105	1,000	189.2	7,094			2,167	2.64%		102,446		
Min.				3.1			3.1		89,400	0.089		185.5	6,600			1,410	1.56%		87,680		
Max.				6.4	142.4		7.2	134.2	137,300	0.137		3,138,400	194.1	13,680	184,440	3,250	3.81%	65,020	134,860	3,073,380	

Buckingham Park Water District
4 21 Water Plant Log revised 2.27.2020

Filter #1

Date	Filtering Hours & Flows							Backwash Frequencies & Flows				Surface Wash Flows			
	F1 Hour Meter Read (Last Day/Last Mo)	F1 Flow Meter		Daily Flow GPM	Month to Date Flow	Daily Max. Filter Load Rate	No. of Backwashes/Day	Minutes Per Backwash	Peak Backwash Flow Rate	Backwash Volume	SW Flow Meter Read	Surface Wash Flows			
		Daily Hours	Daily Flow									Daily Flow	Read GPM	Month to Date Flow	
	367,811		1,205,350								119,586				
1	367,895	8.4	1,205,810	46,000	91.3	46,000	1.8	0	-	-	119,586	-	-	-	
2	367,976	8.1	1,206,239	42,900	88.3	88,900	1.8	1	8	885	7,080	119,628	420	84	420
3	368,060	8.4	1,206,694	45,500	90.3	134,400	1.8	0	-	-	-	119,628	-	-	420
4	368,138	7.8	1,207,121	42,700	91.2	177,100	1.8	0	-	-	-	119,628	-	-	420
5	368,217	7.9	1,207,547	42,600	89.9	219,700	1.8	1	8	885	7,080	119,665	370	74	790
6	368,298	8.1	1,207,974	42,700	87.9	262,400	1.7	0	-	-	-	119,655	-	-	790
7	368,379	8.1	1,208,408	43,400	89.3	305,800	1.8	1	8	885	7,080	119,707	520	104	1,310
8	368,472	9.3	1,208,905	49,700	89.1	355,500	1.8	0	-	-	-	119,707	-	-	1,310
9	368,560	8.8	1,209,382	47,700	90.3	403,200	1.8	0	-	-	-	119,707	-	-	1,310
10	368,654	9.4	1,209,884	50,200	89.0	453,400	1.8	1	8	885	7,080	119,750	430	86	1,740
11	368,749	9.5	1,210,403	51,900	91.1	505,300	1.8	0	-	-	-	119,750	-	-	1,740
12	368,842	9.3	1,210,900	49,700	89.1	555,000	1.8	1	8	885	7,080	119,792	420	84	2,160
13	368,931	8.9	1,211,379	47,900	89.7	602,900	1.8	0	-	-	-	119,792	-	-	2,160
14	369,017	8.6	1,211,833	45,400	88.0	648,300	1.7	1	8	885	7,080	119,833	410	82	2,570
15	369,113	9.6	1,212,352	51,900	90.1	700,200	1.8	0	-	-	-	119,833	-	-	2,570
16	369,192	7.9	1,212,767	41,500	87.6	741,700	1.7	1	8	885	7,080	119,876	430	86	3,000
17	369,278	8.6	1,213,242	47,500	92.1	789,200	1.8	0	-	-	-	119,876	-	-	3,000
18	369,375	9.7	1,213,760	51,800	89.0	841,000	1.8	1	8	885	7,080	119,918	420	84	3,420
19	369,475	10.0	1,214,302	54,200	90.3	895,200	1.8	0	-	-	-	119,918	-	-	3,420
20	369,583	10.8	1,214,874	57,200	88.3	952,400	1.8	1	8	885	7,080	119,960	420	84	3,840
21	369,664	8.1	1,215,311	43,700	89.9	996,100	1.8	0	-	-	-	119,960	-	-	3,840
22	369,766	10.2	1,215,859	54,800	89.5	1,050,900	1.8	0	-	-	-	119,960	-	-	3,840
23	369,863	9.7	1,216,382	52,300	89.9	1,103,200	1.8	1	8	885	7,080	120,003	430	86	4,270
24	369,970	10.7	1,216,951	56,900	88.6	1,160,100	1.8	1	8	885	7,080	120,044	410	82	4,680
25	370,060	9.0	1,217,439	48,800	90.4	1,208,900	1.8	0	-	-	-	120,044	-	-	4,680
26	370,152	9.2	1,217,941	50,200	90.9	1,259,100	1.8	0	-	-	-	120,044	-	-	4,680
27	370,236	8.4	1,218,380	43,900	87.1	1,303,000	1.7	1	8	885	7,080	120,087	430	86	5,110
28	370,333	9.7	1,218,914	53,400	91.8	1,356,400	1.8	0	-	-	-	120,087	-	-	5,110
29	370,443	11.0	1,219,494	58,000	87.9	1,414,400	1.7	1	8	885	7,080	120,129	420	84	5,530
30	370,564	12.1	1,220,148	65,400	90.1	1,479,800	1.8	0	-	-	-	120,129	-	-	5,530
31															
Avg.		9.2	49,327	89.6		1.8	0	8	7,080		425	85			
Min.		7.8	41,500	87.1		1.7	0	8	7,080		370	74			
Max.	275.3	12.1	65,400	92.1	1,479,800	1.8	1	8	7,080	92,040	520	104	5,530		

Buckingham Park Water District
4 21 Water Plant Log revised 2.27.2020

Filter #2

Date	Read (Last Day, Last Mo)	Filtering Hours & Flows						Backwash Frequencies & Flows				Surface Wash Flows				
		F2 Hour Meter	F2 Flow Meter	Daily Flow	GPM	Month to Date Flow	Daily Max. Filter Load Rate	No. of Backwashes/Day	Minutes Per Backwash	Peak Backwash Flow Rate	Backwash Volume	SW Flow Meter Read	Daily Flow	Read Flow Rate GPM	Month to Date Flow	
		947,048	Daily Hours	1,218,130								124,316				
1		947,131	8.3	1,218,576	44,600	89.6	44,600	1.8	1	8	825	6,600	124,355	390	78	390
2		947,214	8.3	1,219,020	44,400	89.2	89,000	1.8	0	-	-	-	124,355	-	-	390
3		947,297	8.3	1,219,476	45,600	91.6	134,600	1.8	0	-	-	-	124,355	-	-	390
4		947,375	7.8	1,219,889	41,300	88.2	175,900	1.8	1	8	825	6,600	124,394	390	78	780
5		947,455	8.0	1,220,329	44,000	91.7	219,900	1.8	0	-	-	-	124,394	-	-	780
6		947,535	8.0	1,220,743	41,400	86.3	261,300	1.7	1	8	825	6,600	124,433	390	78	1,170
7		947,616	8.1	1,221,192	44,900	92.4	306,200	1.8	0	-	-	-	124,433	-	-	1,170
8		947,708	9.2	1,221,675	48,300	87.5	354,500	1.7	1	8	825	6,600	124,472	390	78	1,560
9		947,796	8.8	1,222,152	47,700	90.3	402,200	1.8	0	-	-	-	124,472	-	-	1,560
10		947,891	9.5	1,222,669	51,700	90.7	453,900	1.8	0	-	-	-	124,472	-	-	1,560
11		947,985	9.4	1,223,176	50,700	89.9	504,600	1.8	1	8	825	6,600	124,511	390	78	1,950
12		948,079	9.4	1,223,686	51,000	90.4	555,600	1.8	0	-	-	-	124,511	-	-	1,950
13		948,168	8.9	1,224,152	46,600	87.3	602,200	1.7	1	8	825	6,600	124,550	390	78	2,340
14		948,254	8.6	1,224,620	46,800	90.7	649,000	1.8	0	-	-	-	124,550	-	-	2,340
15		948,349	9.5	1,225,127	50,700	88.9	699,700	1.8	1	8	825	6,600	124,589	390	78	2,730
16		948,429	8.0	1,225,556	42,900	89.4	742,600	1.8	0	-	-	-	124,589	-	-	2,730
17		948,514	8.5	1,226,019	46,300	90.8	788,900	1.8	1	8	825	6,600	124,629	400	80	3,130
18		948,612	9.8	1,226,551	53,200	90.5	842,100	1.8	0	-	-	-	124,629	-	-	3,130
19		948,711	9.9	1,227,081	53,000	89	895,100	1.8	1	8	825	6,600	124,668	390	78	3,520
20		948,820	10.9	1,227,667	58,600	89.6	953,700	1.8	0	-	-	-	124,668	-	-	3,520
21		948,901	8.1	1,228,105	43,800	90.1	997,500	1.8	0	-	-	-	124,668	-	-	3,520
22		949,002	10.1	1,228,640	53,500	88.3	1,051,000	1.8	1	8	825	6,600	124,707	390	78	3,910
23		949,100	9.8	1,229,177	53,700	91.3	1,104,700	1.8	0	-	-	-	124,707	-	-	3,910
24		949,207	10.7	1,229,747	57,000	88.8	1,161,700	1.8	1	8	825	6,600	124,747	400	80	4,310
25		949,297	9.0	1,230,236	48,900	90.6	1,210,600	1.8	0	-	-	-	124,747	-	-	4,310
26		949,389	9.2	1,230,724	48,800	88.4	1,259,400	1.8	1	8	825	6,600	124,786	390	78	4,700
27		949,474	8.5	1,231,178	45,400	89.0	1,304,800	1.8	0	-	-	-	124,786	-	-	4,700
28		949,570	9.6	1,231,699	52,100	90.5	1,356,900	1.8	1	8	825	6,600	124,826	400	80	5,100
29		949,681	11.1	1,232,293	59,400	89.2	1,416,300	1.8	0	-	-	-	124,826	-	-	5,100
30		949,801	12.0	1,232,934	64,100	89.0	1,480,400	1.8	1	8	825	6,600	124,864	380	76	5,480
31																
Avg.			9.2		49,347	89.6		1.8	0	8		6,600		391	78	
Min.			7.8		41,300	86.3		1.7	0	8		6,600		380	76	
Max.		275.3	12.0		64,100	92.4	1,480,400	1.8	1	8		6,600	92,400	400	80	5,480

Buckingham Park Water District
4 21 Water Plant Log revised 2.27.2020

Combined

Date	Read (Last Day Last Mo)	Backwash Flow			Filter Effluent Flow		
		BW Flow Meter Read	BW Basin Flow Rate (Metered GPM)	Daily Flow	Month to Date Flow	Combined Filter Effluent GPM*	Daily Combined Filter Effluent Flow
1	709,029	709,082	5,300	5,300	181	90,600	90,600
2		709,135	5,300	10,600	177	87,300	177,900
3		709,135	-	10,600	182	91,100	269,000
4		709,188	5,300	15,900	179	84,000	353,000
5		709,241	5,300	21,200	182	86,600	439,600
6		709,295	5,400	26,600	174	84,100	523,700
7		709,347	5,200	31,800	182	88,300	612,000
8		709,400	5,300	37,100	177	98,000	710,000
9		709,400	-	37,100	181	95,400	805,400
10		709,453	5,300	42,400	180	101,900	907,300
11		709,506	5,300	47,700	181	102,600	1,009,900
12		709,559	5,300	53,000	180	100,700	1,110,600
13		709,612	5,300	58,300	177	94,500	1,205,100
14		709,665	5,300	63,600	179	92,200	1,297,300
15		709,718	5,300	68,900	179	102,600	1,399,900
16		709,771	5,300	74,200	177	84,400	1,484,300
17		709,824	5,300	79,500	183	93,800	1,578,100
18		709,877	5,300	84,800	179	105,000	1,683,100
19		709,930	5,300	90,100	180	107,200	1,790,300
20		709,983	5,300	95,400	178	115,800	1,906,100
21		709,983	-	95,400	180	87,500	1,993,600
22		710,036	5,300	100,700	178	108,300	2,101,900
23		710,089	5,300	106,000	181	106,000	2,207,900
24		710,195	10,600	116,600	177	113,900	2,321,800
25		710,195	-	116,600	181	97,700	2,419,500
26		710,248	5,300	121,900	179	99,000	2,518,500
27		710,300	5,200	127,100	176	89,300	2,607,800
28		710,353	5,300	132,400	182	105,500	2,713,300
29		710,406	5,300	137,700	177	117,400	2,830,700
30		710,460	5,400	143,100	179	129,500	2,960,200
31			-	-	-	-	-

Avg.	####	5,504		98,673
Min.	0	5,200		84,000
Max.	0	10,600	143,100	129,500 2,960,200

Buckingham Park Water District
4 21 Water Plant Log revised 2.27.2020

Date	Zone 1 (High Service Pumps @ Treatment Plant)							Zone 2 (Located at Zone 1 Booster Pump Station)											Zone 3 (Located at Zone 1 Booster Pump Station)													
	Hours & Flow Rate							Hours						Flow					Hours					Flow					PSI			
	Pump 1 Read	Daily Hours	M-T-D Hours	Pump 2 Read	Daily Hours	M-T-D Hours	Daily Calculated Flow (gpm)	Pump 1 Read	Daily Hours	M-T-D Hours	Pump 2 Read	Daily Hours	M-T-D Hours	Fire Pump Read	Daily Hours	M-T-D Hours	Flow Meter Read	Daily Calculated Flow (gpm)	Daily Flow	M-T-D Flow	Pump 1 Read	Daily Hours	M-T-D Hours	Pump 2 Read	Daily Hours	M-T-D Hours	Flow Meter Read	Daily Calculated		Daily Flow	M-T-D Flow	Pres. In. psi
Last Day	34,748			136,303				4,083.4			5,680.9			2,752.7			121,460				6,563.1			2,345.4			781,030					
1	34,781	3.3	3.3	136,329	2.6	2.6	207.3	4,083.4	-	-	5,681.2	0.3	0.3	2,752.7	-	-	121,484	133.3	2,400	2,400	6,563.3	0.2	0.2	2,345.6	0.2	0.2	781,063	138	3,300	3,300	64	
2	34,816	3.5	6.8	136,359	3.0	5.6	200.5	4,084.2	0.8	0.8	5,681.2	-	0.3	2,752.7	-	0.0	121,568	175.0	8,400	10,800	6,563.5	0.2	0.4	2,345.8	0.2	0.4	781,097	142	3,400	6,700	80	
3	34,839	2.3	9.1	136,395	3.6	9.2	202.0	4,084.2	-	0.8	5,682.0	0.8	1.1	2,752.7	-	0.0	121,651	172.9	8,300	19,100	6,563.6	0.1	0.5	2,346.0	0.2	0.6	781,123	144	2,600	9,300	73	
4	34,872	3.3	12.4	136,420	2.5	11.7	199.1	4,084.2	-	0.8	5,682.0	-	1.1	2,752.7	-	0.0	121,651	-	-	19,100	6,563.8	0.2	0.7	2,346.1	0.1	0.7	781,152	161	2,900	12,200	69	
5	34,904	3.2	15.6	136,449	2.9	14.6	204.4	4,085.0	0.8	1.6	5,682.0	-	1.1	2,752.7	-	0.0	121,739	183.3	8,800	27,900	6,564.1	0.3	1.0	2,346.4	0.3	1.0	781,194	117	4,200	16,400	68	
6	34,937	3.3	18.9	136,474	2.5	17.1	198.0	4,085.0	-	1.6	5,682.8	0.8	1.9	2,752.7	-	0.0	121,819	166.7	8,000	35,900	6,564.2	0.1	1.1	2,346.5	0.1	1.1	781,212	150	1,800	18,200	73	
7	34,970	3.3	22.2	136,497	2.3	19.4	206.0	4,085.9	0.9	2.5	5,682.8	-	1.9	2,752.7	-	0.0	121,906	161.1	8,700	44,600	6,564.4	0.2	1.3	2,346.7	0.2	1.3	781,253	171	4,100	22,300	68	
8	35,000	3.0	25.2	136,539	4.2	23.6	202.5	4,085.9	-	2.5	5,683.7	0.9	2.8	2,752.7	-	0.0	121,991	157.4	8,500	53,100	6,564.5	0.1	1.4	2,346.9	0.2	1.5	781,280	150	2,700	25,000	75	
9	35,032	3.2	28.4	136,573	3.4	27.0	199.0	4,086.7	0.8	3.3	5,683.7	-	2.8	2,752.7	-	0.0	122,075	175.0	8,400	61,500	6,564.7	0.2	1.6	2,347.1	0.2	1.7	781,316	150	3,600	28,600	80	
10	35,066	3.4	31.8	136,611	3.8	30.8	201.2	4,086.7	-	3.3	5,684.5	0.8	3.6	2,752.7	-	0.0	122,158	172.9	8,300	69,800	6,564.9	0.2	1.8	2,347.3	0.2	1.9	781,345	121	2,900	31,500	63	
11	35,100	3.4	35.2	136,642	3.1	33.9	204.4	4,087.5	0.8	4.1	5,684.5	-	3.6	2,752.7	-	0.0	122,245	181.2	8,700	78,500	6,565.2	0.3	2.1	2,347.5	0.2	2.1	781,387	140	4,200	35,700	62	
12	35,136	3.6	38.8	136,676	3.4	37.3	206.2	4,087.5	-	4.1	5,684.5	-	3.6	2,752.7	-	0.0	122,245	-	-	78,500	6,565.4	0.2	2.3	2,347.8	0.3	2.4	781,434	157	4,700	40,400	71	
13	35,165	2.9	41.7	136,713	3.7	41.0	198.5	4,087.5	-	4.1	5,685.4	0.9	4.5	2,752.7	-	0.0	122,329	155.6	8,400	86,900	6,565.6	0.2	2.5	2,347.9	0.1	2.5	781,459	139	2,500	42,900	70	
14	35,201	3.6	45.3	136,741	2.8	43.8	199.2	4,088.3	0.8	4.9	5,685.4	-	4.5	2,752.7	-	0.0	122,412	172.9	8,300	95,200	6,565.8	0.2	2.7	2,348.1	0.2	2.7	781,500	171	4,100	47,000	77	
15	35,234	3.3	48.6	136,776	3.5	47.3	204.2	4,088.3	-	4.9	5,686.2	0.8	5.3	2,752.7	-	0.0	122,494	170.8	8,200	103,400	6,566.0	0.2	2.9	2,348.3	0.2	2.9	781,535	146	3,500	50,500	78	
16	35,257	2.3	50.9	136,811	3.5	50.8	202.0	4,088.3	-	4.9	5,686.2	-	5.3	2,753.4	0.7	0.7	122,588	223.8	9,400	112,800	6,566.2	0.2	3.1	2,348.5	0.2	3.1	781,569	142	3,400	53,900	75	
17	35,295	3.8	54.7	136,835	2.4	53.2	200.0	4,088.3	-	4.9	5,686.2	-	5.3	2,753.4	-	0.7	122,588	-	-	112,800	6,566.3	0.1	3.2	2,348.7	0.2	3.3	781,592	128	2,300	56,200	72	
18	35,339	4.4	59.1	136,869	3.4	56.6	201.9	4,089.2	0.9	5.8	5,686.2	-	5.3	2,753.4	-	0.7	122,675	161.1	8,700	121,500	6,566.6	0.3	3.5	2,348.9	0.2	3.5	781,639	157	4,700	60,900	68	
19	35,374	3.5	62.6	136,908	3.9	60.5	204.1	4,089.2	-	5.8	5,687.1	0.9	6.2	2,753.4	-	0.7	122,763	163.0	8,800	130,300	6,566.8	0.2	3.7	2,349.2	0.3	3.8	781,678	130	3,900	64,800	70	
20	35,415	4.1	66.7	136,941	3.3	63.8	200.5	4,090.1	0.9	6.7	5,687.1	-	6.2	2,753.4	-	0.7	122,853	166.7	9,000	139,300	6,567.2	0.4	4.1	2,349.5	0.3	4.1	781,742	152	6,400	71,200	75	
21	35,447	3.2	69.9	136,972	3.1	66.9	199.5	4,090.1	-	6.7	5,687.9	0.8	7.0	2,753.4	-	0.7	122,939	179.2	8,600	147,900	6,567.4	0.2	4.3	2,349.7	0.2	4.3	781,778	150	3,600	74,800	65	
22	35,497	5.0	74.9	137,000	2.8	69.7	203.0	4,090.9	0.8	7.5	5,687.9	-	7.0	2,753.4	-	0.7	123,026	181.2	8,700	156,600	6,567.8	0.4	4.7	2,350.1	0.4	4.7	781,841	131	6,300	81,100	71	
23	35,522	2.5	77.4	137,043	4.3	74.0	205.4	4,090.9	-	7.5	5,688.8	0.9	7.9	2,753.4	-	0.7	123,115	164.8	8,900	165,500	6,568.0	0.2	4.9	2,350.3	0.2	4.9	781,877	150	3,600	84,700	78	
24	35,561	3.9	81.3	137,082	3.9	77.9	201.1	4,091.8	0.9	8.4	5,688.8	-	7.9	2,753.4	-	0.7	123,205	166.7	9,000	174,500	6,568.2	0.2	5.1	2,350.5	0.2	5.1	781,914	154	3,700	88,400	65	
25	35,591	3.0	84.3	137,119	3.7	81.6	204.7	4,091.8	-	8.4	5,689.7	0.9	8.8	2,753.4	-	0.7	123,287	151.9	8,200	182,700	6,568.4	0.2	5.3	2,350.7	0.2	5.3	781,944	125	3,000	91,400	66	
26	35,635	4.4	88.7	137,143	2.4	84.0	202.7	4,092.6	0.8	9.2	5,689.7	-	8.8	2,753.4	-	0.7	123,370	172.9	8,300	191,000	6,568.5	0.1	5.4	2,350.9	0.2	5.5	781,972	156	2,800	94,200	61	
27	35,668	3.3	92.0	137,175	3.2	87.2	199.5	4,092.6	-	9.2	5,690.5	0.8	9.6	2,753.4	-	0.7	123,453	172.9	8,300	199,300	6,568.6	0.1	5.5	2,351.0	0.1	5.6	781,989	142	1,700	95,900	75	
28	35,702	3.4	95.4	137,211	3.6	90.8	203.6	4,093.4	0.8	10.0	5,690.5	-	9.6	2,753.4	-	0.7	123,544	189.6	9,100	208,400	6,569.0	0.4	5.9	2,351.3	0.3	5.9	782,049	143	6,000	101,900	74	
29	35,745	4.3	99.7	137,251	4.0	94.8	201.2	4,093.4	-	10.0	5,691.4	0.9	10.5	2,753.4	-	0.7	123,631	161.1	8,700	217,100	6,569.3	0.3	6.2	2,351.7	0.4	6.3	782,106	136	5,700	107,600	75	
30	35,779	3.4	103.1	137,307	5.6	100.4	207.4	4,094.3	0.9	10.9	5,692.3	0.9	11.4	2,753.4	-	0.7	123,810	165.7	17,900	235,000	6,569.7	0.4	6.6	2,352.1	0.4	6.7	782,176	146	7,000	114,600	71	
31	-	-	-	-	-	-	-	-	-	-	-	-	-	-	-	-	-	-	-	-	-	-	-	-	-	-	-	-	-	-	-	
Avg.	34,748	3.4		136,303	3.3		202.3	4,083.4			5,680.9			2,752.7			121,460	133.3	8,704		6,563.1			2,345.4			781,030					71
Min	34,781	2.3		136,329	2.3		198.0	4,083.4			5,681.2	0.3		2,752.7			121,484	133.3	2,400		6,563.3	0.1		2,345.6	0.1		781,063	138	3,820			61
Max	35,779	5.0	103.1	137,307	5.6	100.4	207.4	4,094.3	0.9	10.9	5,692.3	0.9	11.4	2,753.4	0.7	0.7	123,810	179.0	235,000		6,569.7	0.4	6.6	2,352.1	0.4	6.7	782,176	146	7,000	114,600		80

Buckingham Park Water District
4 21 Water Plant Log revised 2.27.2020

Bulk Inventory

Sodium Hypochlorite-Pre/Secondary Disinfection

Sodium Hypochlorite-Post/Primary Disinfection

Date	Bulk Inventory		Sodium Hypochlorite-Pre/Secondary Disinfection								Sodium Hypochlorite-Post/Primary Disinfection								Zone 1 3378 West-lake Ct. Res.			Zone 1 8405 Palace Dr. CL ₂ Res.			Zone 2 200K Gal. Tank CL ₂ Res.			Zone 3 100K Gal. Tank CL ₂ Res.				
	Bulk CL (total gals on hand)	Daily Total Gals. Used	Pre-Clarif. Res. a.m.	Pre-Disinfection Res. a.m.	Pre-Disinfection Res. p.m.	Total Gals Used Daily	Total Gals Used MTD	Pump Setting (speed & stroke)	Wkly Using Cali-bration Cylinder Calculate Chem. Flow Rate ml/min	gal. per hr.	Dosage mg/L	Pre CL17 Res. a.m.	Pre CL17 Res. p.m.	Post CL17 Res. a.m.	Post CL17 Res. p.m.	Daily Total Gals. Used	Total Gals Used MTD	Pump Setting (speed & stroke)	Wkly Using Cali-bration Cylinder Calculate Chem. Flow Rate ml/min	gal. per hr.	Dosage mg/L	Added Disinfectant (t=tab & g=gall) Y or N	Amount Added	Zone 1 3378 West-lake Ct. Res.	Zone 1 8405 Palace Dr. CL ₂ Res.	Zone 2 200K Gal. Tank CL ₂ Res.	Added Disinfectant (t=tab & g=gall) Y or N	Amount Added	Zone 3 100K Gal. Tank CL ₂ Res.	Added Disinfectant (t=tab & g=gall) Y or N	Amount Added	
1		470.5	3.5	3.5		1.47	0.49	0.04	1.6	1.6	1040	14.0	0.22	2.37	3.04	3.00	1.37	1.37	1.9	1.9	3.25	15.0	0.23	2.48	1.11	1.30	1.33			1.28		
2		466.9	3.6	7.1		1.33	0.49	0.08	1.6	3.2	1040	14.0	0.22	2.44	3.06	3.03	1.40	1.41	2.0	2.0	3.25	15.0	0.23	2.55	1.42	1.32	1.29			1.34		
3	463	463.3	3.6	10.7		1.67	0.44	0.09	1.6	4.8	1040	13.0	0.20	2.15	2.89	2.95	1.43	1.45	2.0	4.0	3.25	17.0	0.27	2.90	1.33	1.38	1.26			1.35		
4		459.7	3.6	14.3		1.60	0.45	0.20	1.6	6.4	1040	13.0	0.20	2.21	2.81	2.95	1.42	1.45	2.0	6.0	3.25	17.0	0.27	2.98	1.47	1.34	1.20			1.29		
5		456.1	3.6	17.9		1.56	0.43	0.10	1.6	8.0	1040	13.0	0.20	2.18	2.98	2.99	1.42	1.42	2.0	8.0	3.25	17.0	0.27	2.94	1.43	1.34	1.19			1.29		
6		452.6	3.5	21.4		1.62	0.41	0.11	1.6	9.6	1040	13.0	0.20	2.21	2.79	3.36	1.44	1.40	1.9	9.9	3.25	17.0	0.27	2.98	1.45	1.37	1.15			1.37		
7		449.1	3.5	24.9		1.33	0.52	0.10	1.6	11.2	1040	13.0	0.20	2.17	2.97	3.17	1.42	1.46	1.9	11.8	3.25	17.0	0.27	2.93	1.50	1.41	1.06			1.35		
8		444.8	4.3	29.2		1.40	0.50	0.15	2.0	13.2	1040	13.0	0.20	2.25	2.81	3.30	1.46	1.48	2.3	14.1	3.25	17.0	0.27	3.03	1.46	1.46	1.11			1.39		
9		441.0	3.9	33.1		1.60	0.46	0.06	1.8	15.0	1040	13.0	0.20	2.20	3.09	3.02	1.47	1.47	2.1	16.2	3.25	17.0	0.27	2.96	1.59	1.51	1.06			1.50		
10	434	436.8	4.2	37.3		1.54	0.56	0.12	1.9	16.9	1040	11.0	0.17	1.86	3.11	2.98	1.48	1.50	2.3	18.5	3.25	15.0	0.24	2.63	1.49	1.49	1.20			1.42		
11		432.9	3.9	41.2		1.26	0.24	0.17	1.7	18.6	940	11.0	0.17	1.84	2.58	2.70	1.41	1.39	2.2	20.7	3.0	15.0	0.24	2.60	1.48	1.41	0.98			1.40		
12		429.2	3.7	44.9		1.20	0.35	0.03	1.6	20.2	940	11.0	0.17	1.85	2.87	2.80	1.36	1.33	2.1	22.8	3.0	15.0	0.24	2.62	1.44	1.39	0.96			1.40		
13		425.8	3.4	48.3		1.56	0.30	0.05	1.5	21.7	940	11.0	0.17	1.91	2.74	2.77	1.32	1.30	1.9	24.7	3.0	15.0	0.24	2.69	1.46	1.42	0.92			1.34		
14		422.3	3.5	51.8		1.53	0.42	0.09	1.5	23.2	940	11.0	0.17	1.90	2.96	2.89	1.35	1.34	2.0	26.7	3.25	16.0	0.25	2.80	1.27	1.30	0.92			1.35		
15		418.4	3.9	55.7		1.42	0.43	0.05	1.6	24.8	940	11.0	0.17	1.87	3.00	2.93	1.39	1.37	2.3	29.0	3.25	16.0	0.25	2.75	1.24	1.35	0.90			1.27		
16		414.7	3.7	59.4		1.36	0.35	0.06	1.7	26.5	940	11.0	0.17	1.90	2.95	2.85	1.39	1.38	2.0	31.0	3.25	16.0	0.25	2.80	1.34	1.35	0.87			1.39		
17	410	411.3	3.4	62.8		1.38	0.26	0.05	1.4	27.9	940	13.0	0.20	2.19	3.12	3.00	1.38	1.40	2.0	33.0	3.25	16.0	0.25	2.74	1.22	1.38	0.82			1.28		
18		407.0	4.3	67.1		1.22	0.35	0.11	1.8	29.7	940	13.0	0.20	2.18	3.04	2.81	1.37	1.38	2.5	35.5	3.25	16.0	0.25	2.72	1.28	1.34	0.80			1.26		
19		403.0	4.0	71.1		1.29	0.29	0.05	1.7	31.4	940	13.0	0.20	2.23	2.93	2.77	1.38	1.39	2.3	37.8	3.25	16.0	0.25	2.78	1.36	1.34	0.78			1.27		
20		398.7	4.3	75.3		1.31	0.29	0.02	1.8	33.1	940	13.0	0.20	2.24	2.93	2.74	1.37	1.37	2.5	40.3	3.25	16.0	0.25	2.80	1.35	1.36	0.76			1.27		
21		395.4	3.3	78.6		1.09	0.21	0.09	1.4	34.5	940	13.0	0.20	2.21	3.05	2.73	1.31	1.36	1.9	42.2	3.25	16.0	0.25	2.77	1.36	1.33	0.76			1.22		
22		391.0	4.4	83.0		1.21	0.37	0.01	1.9	36.4	940	13.0	0.20	2.24	3.01	2.79	1.34	1.35	2.5	44.7	3.25	16.0	0.25	2.80	1.24	1.29	0.71			1.24		
23		387.0	4.0	87.0		1.18	0.24	0.06	1.7	38.1	940	13.0	0.20	2.17	2.71	2.83	1.32	1.35	2.3	47.0	3.25	16.0	0.25	2.71	1.37	1.32	0.70			1.29		
24	380	382.4	4.6	91.6		1.20	0.30	0.08	1.9	40.0	940	13.0	0.20	2.22	2.89	2.90	1.35	1.33	2.7	49.7	3.25	16.5	0.26	2.88	1.26	1.36	0.67			1.24		
25		378.8	3.6	95.2		1.19	0.23	0.14	1.5	41.5	940	13.0	0.20	2.20	2.84	2.77	1.30	1.33	2.1	51.8	3.25	16.5	0.26	2.85	1.33	1.23	0.60			1.13		
26		375.1	3.7	98.9		1.31	0.34	0.03	1.5	43.0	940	13.0	0.20	2.18	2.69	2.77	1.33	1.34	2.2	54.0	3.25	16.5	0.26	2.83	1.33	1.22	0.62			1.20		
27		371.5	3.6	102.5		1.30	0.32	0.06	1.5	44.5	940	13.0	0.20	2.22	2.90	2.71	1.35	1.33	2.1	56.1	3.25	16.5	0.26	2.89	1.46	1.30	0.63			1.26		
28		367.5	4.0	106.5		1.15	0.29	0.09	1.7	46.2	940	13.0	0.20	2.18	2.89	2.80	1.34	1.33	2.3	58.4	3.25	16.5	0.26	2.83	1.37	1.24	0.63			1.29		
29		362.8	4.7	111.2		1.31	0.29	0.14	2.0	48.2	940	13.0	0.20	2.24	2.84	2.82	1.34	1.36	2.7	61.1	3.25	16.5	0.26	2.91	1.42	1.31	0.58			1.26		
30	354	357.8	5.0	116.2		1.10	0.30	0.06	2.1	50.3	940	13.0	0.20	2.20	2.88	2.54	1.35	1.36	2.9	64.0	3.25	16.5	0.26	2.86	1.27	1.30	0.57			1.34		
31		-	-	-																												
Avg.			3.87			1.36	0.36	0.08	1.68			12.6	0.19	2.14	2.91	2.89	1.38	1.38	2.20			16.2	0.25	2.80	1.37	1.35	0.90	####	1.31	####		
Min.	0		3.30			1.09	0.21	0.01	1.40			11.0	0.17	1.84	2.58	2.54	1.30	1.30	1.90			15.0	0.23	2.48	1.11	1.22	0.57	0.00	1.13	0.00		
Max.			5.00	116.20		1.67	0.56	0.20	2.10	50.30		14.0	0.22	2.44	3.12	3.36	1.48	1.50	2.90	65.90		17.0	0.27	3.03	1.59	1.51	1.33	0.00	1.50	0.00		

Buckingham Park Water District
4 21 Water Plant Log revised 2.27.2020

Nethelometric Turbidity Units

CT Criteria

Coagulant Usage

Coagulant Aid Usage

Date	Nethelometric Turbidity Units			CT Criteria			Coagulant Usage			Coagulant Aid Usage																			
	Raw NTU (Peak) a.m.	Raw NTU (Peak) p.m.	Settled NTU (Peak) a.m.	Settled NTU (Peak) p.m.	Com-bined Filter Effluent NTU (Peak) a.m.	Com-bined Filter Effluent NTU (Peak) p.m.	Recycle Basin Effluent NTU (Peak) p.m.	Post-Clearwell Water Temp. a.m.	Raw Water pH a.m.	Finished Water pH a.m.	Raw Water Manganese mg/L	Finished Water Manganese mg/L	Raw Water Ammonia mg/L	Clear-well Low Level 9:00 am-9:00 a.m.	9800 Coag. On Hand (gallons)	Daily Total Gals. Used	Total Gals. Used MTD	Pump Setting (speed & stroke)	Pump Flow Rate (Wkly Using Calib. Cyl. Determine Chem. Flow Rate) ml/min	gal. per hr.	Dosage mg/L	9890 Coag. Aid On Hand (gallons)	Daily Total Gals. Used	Total Gals. Used MTD	Pump Setting (speed & stroke)	Pump Flow Rate (Wkly Using Calib. Cyl. Determine Chem. Flow Rate) ml/min	gal. per hr.	Dosage mg/L	
1	3.60	4.10	0.21	0.17	0.02	0.02	1.27	14	8.4	7.7	0.05	0.03	0.01	33.6	720.7	2.27	2.3	30-80	17.0	0.27	30.24	-	-	-	-	-	-	-	-
2	3.60	2.80	0.37	0.19	0.02	0.02	1.34	14	8.5	7.7				33.7	718.5	2.24	4.5	30-80	17.0	0.27	31.19	-	-	-	-	-	-	-	-
3	4.20	4.90	0.25	0.20	0.02	0.02	1.40	14	8.4	7.7	0.06	0.03	0.00	33.2	716	2.13	6.6	30-80	16.0	0.26	29.02	46	-	-	-	-	-	-	-
4	5.20	4.80	0.22	0.19	0.02	0.02	1.95	14	8.3	7.7				33.3	714.3	2.08	8.7	30-80	16.0	0.26	29.88	-	-	-	-	-	-	-	-
5	5.70	4.70	0.32	0.12	0.02	0.02	1.32	14	8.3	7.7				33.3	712.2	2.08	10.8	30-80	16.0	0.26	29.49	-	-	-	-	-	-	-	-
6	3.60	3.40	0.14	0.13	0.02	0.02	1.24	14	8.2	7.7				33.6	710.1	2.08	12.9	30-80	16.0	0.26	29.81	-	-	-	-	-	-	-	-
7	4.70	3.00	0.30	0.11	0.02	0.02	1.69	15	8.1	7.7				33.8	708.0	2.13	15.0	30-80	16.0	0.26	29.33	-	-	-	-	-	-	-	-
8	3.50	2.80	0.24	0.11	0.02	0.02	1.50	14	8.3	7.7				33.2	705.6	2.42	17.4	30-80	16.0	0.26	30.37	-	-	-	-	-	-	-	-
9	2.90	3.30	0.17	0.11	0.02	0.02	1.32	15	8.1	7.7				33.3	703.3	2.29	19.7	30-80	16.0	0.26	29.68	-	-	-	-	-	-	-	-
10	2.60	3.10	0.22	0.12	0.02	0.02	1.49	15	8.2	7.7	0.00	0.00	0.00	33.1	700	2.47	22.2	30-80	16.5	0.26	29.59	46	-	-	-	-	-	-	-
11	2.90	3.00	0.19	0.12	0.02	0.02	1.51	15	8.2	7.7				34.1	698.3	2.47	24.7	30-80	16.5	0.26	29.42	-	-	-	-	-	-	-	-
12	2.80	2.90	0.18	0.14	0.02	0.02	1.38	16	8.3	7.7				32.7	695.9	2.42	27.1	30-80	16.5	0.26	29.49	-	-	-	-	-	-	-	-
13	4.20	3.80	0.18	0.09	0.02	0.02	1.65	16	8.1	7.7				33.3	693.6	2.34	29.4	30-80	16.5	0.26	30.33	-	-	-	-	-	-	-	-
14	3.60	3.30	0.18	0.11	0.02	0.02	1.38	16	8.3	7.7				34.1	691.3	2.26	31.7	30-80	16.5	0.26	30.28	-	-	-	-	-	-	-	-
15	4.30	4.50	0.28	0.10	0.02	0.02	1.19	16	8.3	7.7				33.3	688.9	2.47	34.1	30-80	16.5	0.26	29.76	-	-	-	-	-	-	-	-
16	4.20	3.60	0.18	0.09	0.02	0.02	1.21	16	8.2	7.7				34.0	686.8	2.08	36.2	30-80	16.5	0.26	30.25	-	-	-	-	-	-	-	-
17	3.10	2.60	0.12	0.10	0.02	0.02	1.47	16	8.2	7.7	0.04	0.02	0.00	33.3	682.0	2.26	38.5	30-80	16.5	0.26	29.58	46	-	-	-	-	-	-	-
18	2.20	2.20	0.25	0.13	0.02	0.02	1.38	17	8.4	7.7				33.2	682.0	2.55	41.0	30-80	16.5	0.26	29.47	-	-	-	-	-	-	-	-
19	2.20	2.40	0.17	0.10	0.02	0.02	1.59	18	8.3	7.7				33.0	679.4	2.57	43.6	30-80	16.5	0.26	30.09	-	-	-	-	-	-	-	-
20	2.50	4.10	0.12	0.10	0.02	0.02	1.50	17	8.1	7.7				33.0	676.6	2.83	46.4	30-80	16.5	0.26	30.32	-	-	-	-	-	-	-	-
21	2.70	3.20	0.15	0.10	0.02	0.02	1.45	17	8.2	7.7				33.7	674.4	2.11	48.6	30-80	16.5	0.26	29.92	-	-	-	-	-	-	-	-
22	2.50	2.50	0.16	0.20	0.01	0.01	1.37	18	8.1	7.7				33.1	671.8	2.65	51.2	30-80	16.5	0.26	30.32	-	-	-	-	-	-	-	-
23	4.50	4.50	0.22	0.19	0.01	0.01	1.43	18	8.2	7.6				33.1	669.2	2.55	53.8	30-80	16.5	0.26	29.37	-	-	-	-	-	-	-	-
24	3.90	3.60	0.33	0.25	0.01	0.01	1.41	17	8.2	7.6	0.07	0.03	0.01	33.2	666.4	2.83	56.6	30-80	16.5	0.26	29.98	46	-	-	-	-	-	-	-
25	5.30	5.10	0.42	0.46	0.01	0.01	1.18	16	8.1	7.6				33.5	664.1	2.34	58.9	30-80	16.5	0.26	29.68	-	-	-	-	-	-	-	-
26	4.10	4.70	0.69	0.20	0.01	0.01	0.97	15	8.0	7.6				33.6	661.7	2.39	61.3	30-80	16.5	0.26	29.47	-	-	-	-	-	-	-	-
27	4.40	5.20	0.61	0.21	0.01	0.01	1.15	15	8.1	7.6				33.3	659.5	2.18	63.5	30-80	16.5	0.26	30.04	-	-	-	-	-	-	-	-
28	4.20	4.40	0.42	0.23	0.01	0.01	1.06	16	8.1	7.6				33.4	656.9	2.55	66.1	30-80	16.5	0.26	29.44	-	-	-	-	-	-	-	-
29	4.10	4.40	0.23	0.23	0.01	0.01	1.22	17	8.1	7.5				33.3	654.1	2.89	68.9	30-80	16.5	0.26	30.28	-	-	-	-	-	-	-	-
30	4.30	5.60	0.48	0.17	0.01	0.01	1.23	18	8.1	7.5				33.5	651	3.15	72.1	30-80	16.5	0.26	29.79	46	-	-	-	-	-	-	-
31																													
Avg.	3.72	3.75	0.27	0.16	0.02	0.02	1.38	16	8.2	7.7	0.0	0.0		33.4		2.40			16.4	0.26	29.86		#####				#DIV/0!	#####	#####
Min	2.20	2.20	0.12	0.09	0.01	0.01	0.97	14	8.0	7.5	0.0	0.0		32.7		2.08			16.0	0.26	29.02		0.00				0.0	0.00	0.00
Max	5.70	5.60	0.69	0.46	0.02	0.02	1.95	18	8.5	7.7	0.1	0.0		34.1		3.15	72.08		17.0	0.27	31.19		0.00	0.00			0.0	0.00	0.00

Buckingham Park Water District

4 21 Water Plant Log revised 2.27.2020

Date	1				2				3				4				5			
	Hyd. #	Begin Read	End Read	Flow (cf)	Hyd. #	Begin Read	End Read	Flow (cf)	Hyd. #	Begin Read	End Read	Flow (cf)	Hyd. #	Begin Read	End Read	Flow (cf)	Hyd. #	Begin Read	End Read	Flow (cf)
1				0				0				0				0				0
2				0				0				0				0				0
3				0				0				0				0				0
4				0				0				0				0				0
5				0				0				0				0				0
6				0				0				0				0				0
7	15	339410	340360	950	22	340360	341010	650	24	341010	341160	150				0				0
8	57	341160	342070	910	58	342070	342150	80	63	342150	342350	200	27	342350	342450	100				0
9				0				0				0				0				0
10				0				0				0				0				0
11				0				0				0				0				0
12				0				0				0				0				0
13				0				0				0				0				0
14				0				0				0				0				0
15				0				0				0				0				0
16				0				0				0				0				0
17				0				0				0				0				0
18				0				0				0				0				0
19				0				0				0				0				0
20	61	342450	342470	20	56	342470	342490	20	55	342490	342510	20				0				0
21	52	342590	342620	30	53	342570	342590	20	54	342510	342530	20	59	342550	342570	20	60	342530	342550	20
22				0				0				0				0				0
23				0				0				0				0				0
24				0				0				0				0				0
25				0				0				0				0				0
26				0				0				0				0				0
27	51	342640	342670	30	62	342620	342640	20				0				0				0
28				0				0				0				0				0
29	19	342730	342750	20	20	342710	342730	20	21	342690	342710	20	23	342670	342690	20				0
30				0				0				0				0				0
31				0				0				0				0				0
				1960				810				410				140				20

Buckingham Park Water District
4 21 Water Plant Log revised 2.27.2020

Date	6				7				8				9				10			
	Hyd. #	Begin Read	End Read	Flow (cf)	Hyd. #	Begin Read	End Read	Flow (cf)	Hyd. #	Begin Read	End Read	Flow (cf)	Hyd. #	Begin Read	End Read	Flow (cf)	Hyd. #	Begin Read	End Read	Flow (cf)
1				0				0				0				0				0
2				0				0				0				0				0
3				0				0				0				0				0
4				0				0				0				0				0
5				0				0				0				0				0
6				0				0				0				0				0
7				0				0				0				0				0
8				0				0				0				0				0
9				0				0				0				0				0
10				0				0				0				0				0
11				0				0				0				0				0
12				0				0				0				0				0
13				0				0				0				0				0
14				0				0				0				0				0
15				0				0				0				0				0
16				0				0				0				0				0
17				0				0				0				0				0
18				0				0				0				0				0
19				0				0				0				0				0
20				0				0				0				0				0
21				0				0				0				0				0
22				0				0				0				0				0
23				0				0				0				0				0
24				0				0				0				0				0
25				0				0				0				0				0
26				0				0				0				0				0
27				0				0				0				0				0
28				0				0				0				0				0
29				0				0				0				0				0
30				0				0				0				0				0
31				0				0				0				0				0
				0				0				0				0				0

Buckingham Park Water District

4 21 Water Plant Log revised 2.27.2020

Date	11				12				13				14				15				Total Daily Hydrant Flow (gals)	Total MTD Hydrant Flow (gals)				
	Hyd. #	Begin Read	End Read	Flow (cf)	Hyd. #	Begin Read	End Read	Flow (cf)	Hyd. #	Begin Read	End Read	Flow (cf)	Hyd. #	Begin Read	End Read	Flow (cf)	Hyd. #	Begin Read	End Read	Flow (cf)						
1				0				0				0				0				0	0	0				
2				0				0				0				0				0	0	0				
3				0				0				0				0				0	0	0				
4				0				0				0				0				0	0	0				
5				0				0				0				0				0	0	0				
6				0				0				0				0				0	0	0				
7				0				0				0				0				0	0	0				
8				0				0				0				0				0	13,090	13,090				
9				0				0				0				0				0	9,649	22,739				
10				0				0				0				0				0	0	22,739				
11				0				0				0				0				0	0	22,739				
12				0				0				0				0				0	0	22,739				
13				0				0				0				0				0	0	22,739				
14				0				0				0				0				0	0	22,739				
15				0				0				0				0				0	0	22,739				
16				0				0				0				0				0	0	22,739				
17				0				0				0				0				0	0	22,739				
18				0				0				0				0				0	0	22,739				
19				0				0				0				0				0	0	22,739				
20				0				0				0				0				0	0	22,739				
21				0				0				0				0				0	449	23,188				
22				0				0				0				0				0	823	24,011				
23				0				0				0				0				0	0	24,011				
24				0				0				0				0				0	0	24,011				
25				0				0				0				0				0	0	24,011				
26				0				0				0				0				0	0	24,011				
27				0				0				0				0				0	0	24,011				
28				0				0				0				0				0	374	24,385				
29				0				0				0				0				0	0	24,385				
30				0				0				0				0				0	598	24,983				
31				0				0				0				0				0	0	24,983				
				0				0				0				0				0				0	24,983	24,983

Hydrant Flushing Flow

CT Compliance for Giardia Lamblia Cysts by Free Chlorine

Input Parameters:

Water System Name:	Buckingham Park Water District	System Number: 1710011
Number of Service Connections:	457	Month and Year: April-21
Clearwell(s) - Volume per Foot:	5,200 Gallons/Ft	Transmission Pipe - Volume: 0 Gallons
Short-Circuiting Factor for Clearwell(s):	0.13 t ₁₀ /T	Short-Circuiting Factor for Pipe: 0.90 t ₁₀ /T
Required Log Inactivation of Giardia Cyst:	0.5 Log	

	Clearwell Data for Peak Hourly Flow (1)								Results fo Giardia Inactivation and Reduction of Microcystin-LR					
	Date	Flow Rate, gpm	Lowest Level, ft	Temp, °C	pH	Chlorine Residual, mg/L	Effective Vol, gal	Effective Contact Time, minutes	Giardia cysts			Microcystin-LR		
									Required CT	Calculated CT ₁₀	Calculated Log Inactivation	Calculated Log Reduction	*Microcystin-LR Reduced from x to 0.3 ug/L	**Microcystin-LR Reduced from x to 1 ug/L
Thu	1	200.5	33.7	14.0	7.71	1.30	22,781	114	19	148	3.89	2.2	51	169
Fri	2	202.0	33.2	14.0	7.70	1.35	22,443	111	19	150	3.95	2.3	58	195
Sat	3	199.1	33.3	14.0	7.69	1.38	22,511	113	19	156	4.11	2.4	77	258
Sun	4	204.4	33.3	14.0	7.72	1.39	22,511	110	19	153	4.03	2.3	57	191
Mon	5	198.0	33.6	14.0	7.73	1.40	22,714	115	19	161	4.23	2.4	69	230
Tue	6	206.0	33.8	14.0	7.72	1.40	22,849	111	19	155	4.09	2.3	62	205
Wed	7	202.5	33.2	15.0	7.71	1.40	22,443	111	17	155	4.56	2.4	78	260
Thu	8	199.0	33.3	14.0	7.70	1.40	22,511	113	19	158	4.17	2.4	78	262
Fri	9	201.2	33.1	15.0	7.68	1.45	22,376	111	17	161	4.74	2.6	120	401
Sat	10	204.4	34.1	15.0	7.66	1.41	23,052	113	17	159	4.68	2.6	128	426
Sun	11	206.2	32.7	15.0	7.67	1.35	22,105	107	17	145	4.26	2.4	69	232
Mon	12	198.5	33.3	16.0	7.66	1.35	22,511	113	16	153	4.78	2.6	122	407
Tue	13	199.2	34.1	16.0	7.67	1.30	23,052	116	16	150	4.70	2.5	103	342
Wed	14	204.2	33.3	16.0	7.66	1.30	22,511	110	16	143	4.48	2.4	83	277
Thu	15	202.0	34.0	16.0	7.66	1.35	22,984	114	16	154	4.80	2.6	125	416
Fri	16	200.0	33.3	16.0	7.67	1.35	22,511	113	16	152	4.75	2.6	109	363
Sat	17	201.9	33.2	16.0	7.67	1.29	22,443	111	16	143	4.48	2.4	78	260
Sun	18	204.1	33.0	17.0	7.67	1.31	22,308	109	15	143	4.77	2.5	92	305
Mon	19	200.5	33.0	18.0	7.65	1.35	22,308	111	14	150	5.36	2.7	168	559
Tue	20	199.5	33.7	17.0	7.67	1.30	22,781	114	15	148	4.95	2.6	113	377
Wed	21	203.0	33.1	17.0	7.70	1.30	22,376	110	16	143	4.48	2.4	75	250
Thu	22	205.4	33.1	18.0	7.67	1.30	22,376	109	15	142	4.72	2.5	101	338
Fri	23	201.1	33.3	18.0	7.56	1.30	22,511	112	14	146	5.20	2.9	267	890
Sat	24	204.7	33.5	17.0	7.57	1.28	22,646	111	15	142	4.72	2.8	172	573
Sun	25	202.7	33.6	16.0	7.60	1.29	22,714	112	16	145	4.52	2.6	132	439
Mon	26	199.5	33.3	15.0	7.59	1.30	22,511	113	17	147	4.31	2.6	128	427
Tue	27	203.6	33.4	15.0	7.58	1.30	22,578	111	16	144	4.51	2.6	124	412
Wed	28	201.2	33.3	16.0	7.56	1.30	22,511	112	16	145	4.55	2.8	181	603
Thu	29	207.4	33.5	17.0	7.52	1.30	22,646	109	15	142	4.73	2.9	249	829
Fri	30	202.3	33.5	18.0	7.50	1.30	22,646	112	14	146	5.20	3.1	419	1,395
Sat	31						-	-	-	-	-	-	-	-
Min	198	32.7	14.0	7.50	1.28	22,105	107.2	14	142	3.89	2.2	51	169	
Median	202	33.3	16.0	7.67	1.31	22,511	111.6	16	148	4.55	2.5	106	352	
Max	207	34.1	18.0	7.73	1.45	23,052	115.7	19	161	5.36	3.1	419	1,395	

*Input lower limit of Microcystin-LR: 0.3
 **Input lower limit of Microcystin-LR: 1.0

Print Name: _____

Signature: _____ Date: _____

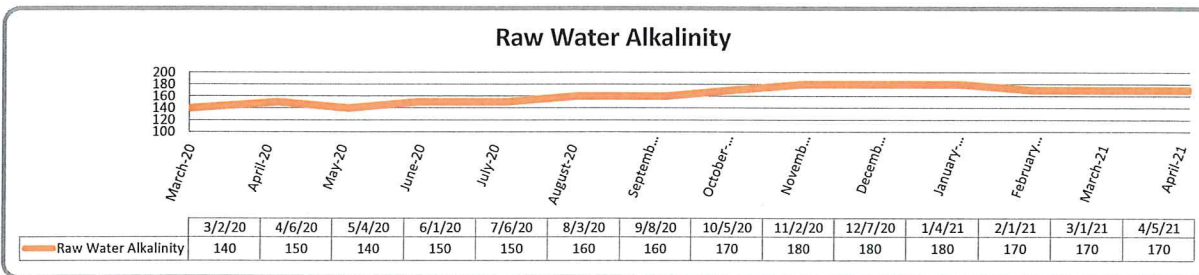
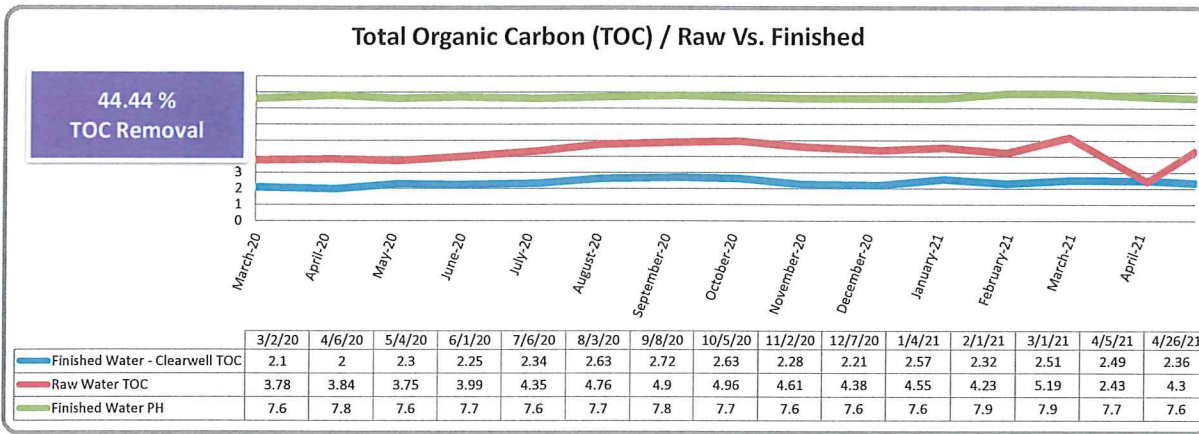
	11/16/20	11/30/20	12/14/20	12/28/20	1/11/21	1/25/21	2/8/21	2/11/21	2/12/21	2/22/21	3/8/21	3/22/21	4/5/21	4/19/21
2570 Westlake Dr.														
Total Coliforms		Absent			Absent					Absent			Absent	
E.Coli		Absent			Absent					Absent			Absent	
2295 Westlake Drive														
Total Coliforms	Absent			Absent			Absent					Absent		
E.Coli	Absent			Absent			Absent					Absent		
3378 Westlake Court														
Total Coliforms			Absent			Absent					Absent			Absent
E.Coli			Absent			Absent					Absent			Absent
Raw Water Intake														
Total Coliforms	547.5		185		44.8		73.3				39.3		8.6	
E.Coli	6.2		35.5		1		3.1				2		ND	
MPN/ 100 mg/L														
ND=Non Detected														
Special Testing Site														
Total Coliforms								7845 Soda bay rd (Hydrant # 40)	7845 Soda bay rd (Hydrant #40)					
E.Coli								Absent	Absent					
MPN/ 100MG/L								Absent	Absent					

First test of two after shutting down main for repair Second test of two after shutting down main for repair

LT2 sampling every 2 weeks beginning 10/2017

BUCKINGHAM PARK WATER DISTRICT TOTAL ORGANIC CARBON (TOC) & ALKALINITY RESULTS	3/2/20	4/6/20	5/4/20	6/1/20	7/6/20	8/3/20	9/8/20	10/5/20	11/2/20	12/7/20	1/4/21	2/1/21	3/1/21	4/5/21	4/26/21
Raw Water TOC Total Organic Carbon (TOC) (Detection Level Required: 0.30mg/L)	3.78	3.84	3.75	3.99	4.35	4.76	4.9	4.96	4.61	4.38	4.55	4.23	5.19	2.43	4.3
Raw Water Alkalinity	140	150	140	150	150	160	160	170	180	180	180	170	170	170	
Finished Water PH	7.6	7.8	7.6	7.7	7.6	7.7	7.8	7.7	7.6	7.6	7.6	7.9	7.9	7.7	7.6
Finished Water - Cleanwell TOC Total Organic Carbon (TOC) (Detection Level Required: 0.30mg/L)	2.1	2	2.3	2.25	2.34	2.63	2.72	2.63	2.28	2.21	2.57	2.32	2.51	2.49	2.36
% of TOC Removal	44.44%	47.92%	38.67%	43.61%	46.21%	44.75%	44.49%	46.98%	50.54%	49.54%	43.52%	45.15%	51.64%	-2.47%	45.12%

Retested



BUCKINGHAM PARK WATER DISTRICT

Water Analysis Overview

**BUCKINGHAM PARK WATER DISTRICT
SEASONAL VOLUNTARY CYANOTOXIN SAMPLE
RESULTS**

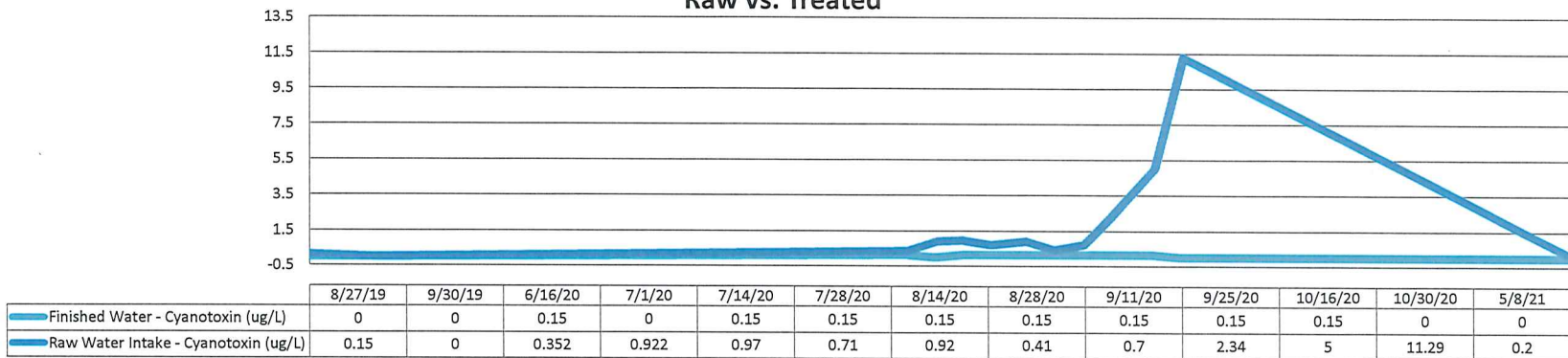
8/27/19 9/30/19 6/16/20 7/1/20 7/14/20 7/28/20 8/14/20 8/28/20 9/11/20 9/25/20 10/16/20 10/30/20 5/8/21

DRINKING WATER

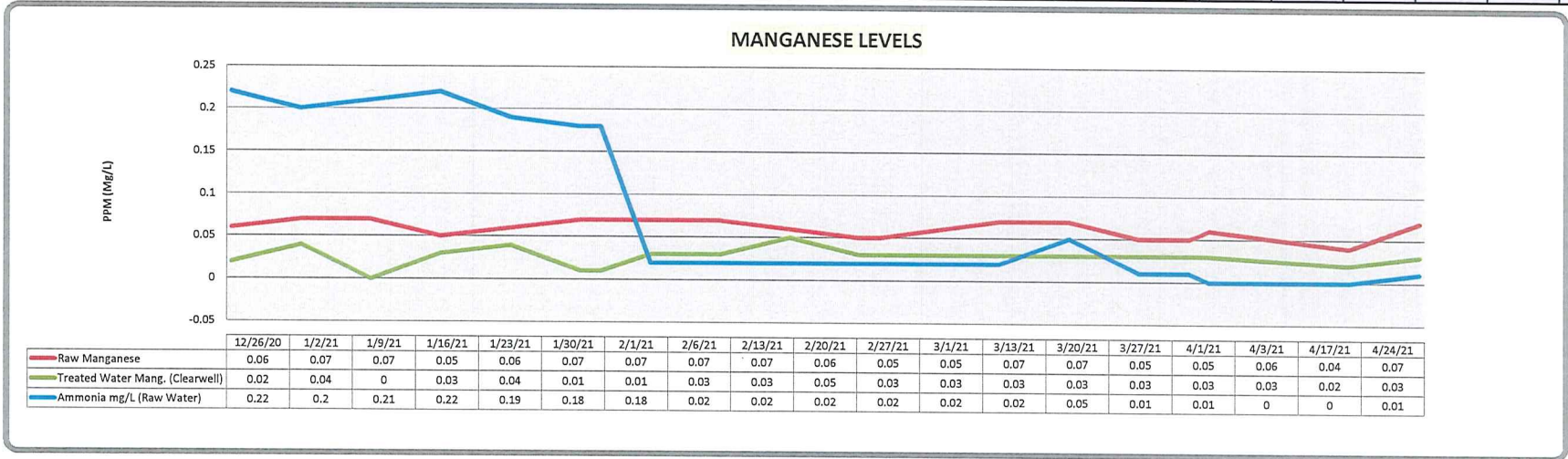
	8/27/19	9/30/19	6/16/20	7/1/20	7/14/20	7/28/20	8/14/20	8/28/20	9/11/20	9/25/20	10/16/20	10/30/20	5/8/21
Raw Water Intake - Cyanotoxin (ug/L)	0.15	0	0.352	0.922	0.97	0.71	0.92	0.41	0.7	2.34	5	11.29	0.2
Finished Water - Cyanotoxin (ug/L)	0	0	0.15	0	0.15	0.15	0.15	0.15	0.15	0.15	0.15	0	0
% of Removal	100%	100%	57%	100%	85%	79%	84%	63%	79%	94%	97%	100%	100%

- E.P.A. Drinking Water Public Health Goals (not regulatory - serve as technical guidance)
- Children 6 years old and under:
 - Microcystin: at or below 0.3 ug/L
 - Cylendrospermopsin at or below 0.7 ug/L
 - Children 6 years old through Adult:
 - Microcystin: at or below 1.6 ug/L
 - Cylendrospermopsin at or below 3 ug/L

SEASONAL VOLUNTARY CYANOTOXIN SAMPLE RESULTS
Raw vs. Treated



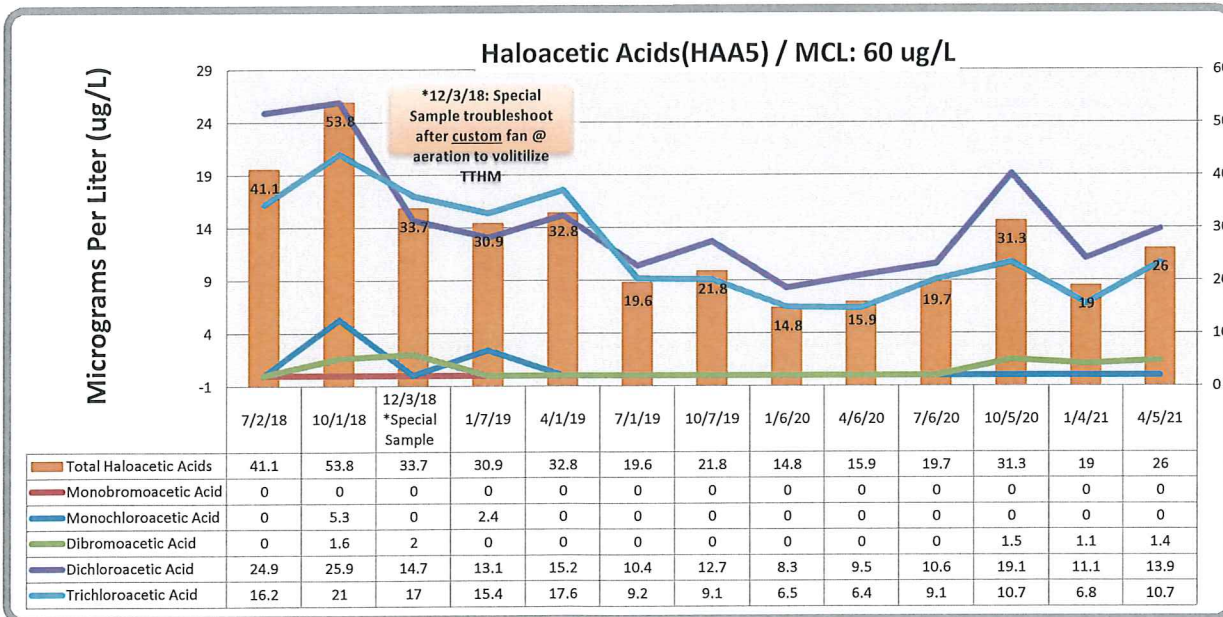
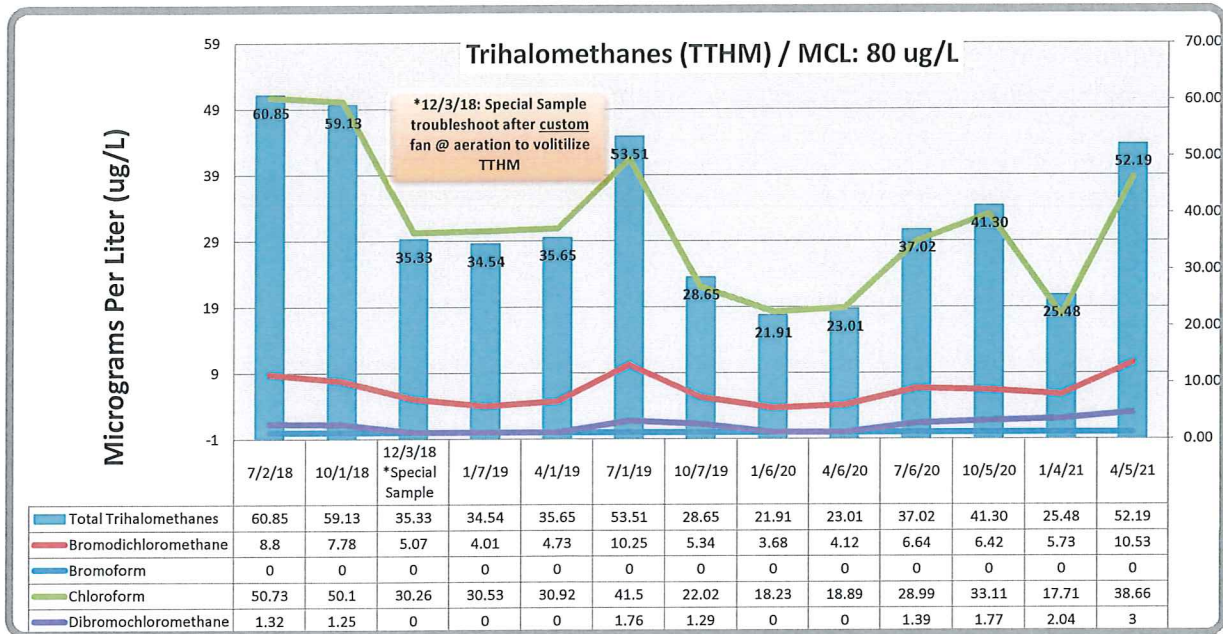
BUCKINGHAM PARK WATER DISTRICT MANGANESE EVALUATION RESULTS	12/26/20	1/2/21	1/9/21	1/16/21	1/23/21	1/30/21	2/1/21	2/6/21	2/13/21	2/20/21	2/27/21	3/1/21	3/13/21	3/20/21	3/27/21	4/1/21	4/3/21	4/17/21	4/24/21	
MANGANESE MCL .5 mg/L (micrograms)																				
Raw Water Mang. After PreCl2/Before Filter After Multimedia Filter	0.06	0.07	0.07	0.05	0.06	0.07	0.07	0.07	0.07	0.06	0.05	0.05	0.07	0.07	0.05	0.05	0.06	0.04	0.07	
Treated Water Mang. (Clearwell) After GAC Westlake Drive Customer Zone 2 Tank	0.02	0.04	0	0.03	0.04	0.01	0.01	0.03	0.03	0.05	0.03	0.03	0.03	0.03	0.03	0.03	0.03	0.02	0.03	
Ammonia mg/L (Raw Water)	0.22	0.2	0.21	0.22	0.19	0.18	0.18	0.02	0.02	0.02	0.02	0.02	0.02	0.05	0.01	0.01	0	0	0.01	
NTU LEVELS																				
Raw Water NTU	5.8	4.5	4	3.9	3	4.2	6.3	5.1	6.6	7.1	6.4	9.8	8	6.2	3.2	4.1	4.9	3.1	3.9	
Clarifier NTU	0.38	0.31	0.44	0.31	0.31	0.46	0.3	0.39	0.36	0.46	0.6	0.37	0.31	0.25	0.42	0.21	0.25	0.12	0.33	
Water Plant Effluent NTU	0.01	0.01	0.01	0.01	0.01	0.01	0.01	0.01	0.02	0.02	0.02	0.03	0.03	0.02	0.02	0.02	0.02	0.02	0.01	



BUCKINGHAM PARK WATER DISTRICT

Water Analysis Overview: DBPs

BUCKINGHAM PARK WATER DISTRICT TOTAL DISINFECTION BYPRODUCTS RESULTS	7/2/18	10/1/18	12/3/18 *Special Sample	1/7/19	4/1/19	7/1/19	10/7/19	1/6/20	4/6/20	7/6/20	10/5/20	1/4/21	4/5/21
Trihalomethane (TTHM)													
Bromodichloromethane	8.8	7.78	5.07	4.01	4.73	10.25	5.34	3.68	4.12	6.64	6.42	5.73	10.53
Bromoform	0	0	0	0	0	0	0	0	0	0	0	0	0
Chloroform	50.73	50.1	30.26	30.53	30.92	41.5	22.02	18.23	18.89	28.99	33.11	17.71	38.66
Dibromochloromethane	1.32	1.25	0	0	0	1.76	1.29	0	0	1.39	1.77	2.04	3
Total Trihalomethanes	60.85	59.13	35.33	34.54	35.65	53.51	28.65	21.91	23.01	37.02	41.30	25.48	52.19
Haloacetic Acids (HAA5)													
Monobromoacetic Acid	0	0	0	0	0	0	0	0	0	0	0	0	0
Monochloroacetic Acid	0	5.3	0	2.4	0	0	0	0	0	0	0	0	0
Dibromoacetic Acid	0	1.6	2	0	0	0	0	0	0	0	1.5	1.1	1.4
Dichloroacetic Acid	24.9	25.9	14.7	13.1	15.2	10.4	12.7	8.3	9.5	10.6	19.1	11.1	13.9
Trichloroacetic Acid	16.2	21	17	15.4	17.6	9.2	9.1	6.5	6.4	9.1	10.7	6.8	10.7
Total Haloacetic Acids	41.1	53.8	33.7	30.9	32.8	19.6	21.8	14.8	15.9	19.7	31.3	19	26



January - December 2021

	Residential			Commercial			Landscape / Irrigation			Total Cf. Usage	Total Gal. Usage	Total Customer
	Cubic Ft	Gallons	# Cust. Billed	Cubic Ft	Gallons	# Cust. Billed	Cubic Ft	Gallons	# Cust. Billed			
January	260,586	1,949,183	448	2,103	15,730	6	0	0	0	262,689	1,964,914	454
February	166,952	1,248,801	450	1,969	14,728	6	0	0	0	168,921	1,263,529	456
March	243,044	1,817,969	450	3,173	23,734	6	0	0	0	246,217	1,841,703	456
April	280,100	2,095,148	448	5,064	37,879	6	0	0	0	285,164	2,133,027	454
May										0	0	
June										0	0	
July										0	0	
August										0	0	
September										0	0	
October										0	0	
November										0	0	
December										0	0	
	Average			Average			Average					Average
2019 YTD Totals	950,682	7,111,101	449	12,309	92,071	6	0	0	0	962,991	7,203,173	455

	Tier 1 (cf)	Tier 2 (cf)	Tier 3 (cf)	Total (Cf.)
January	145,958	6,441	110,290	262,689
February	141,492	5,755	21,674	168,921
March	185,759	13,071	47,387	246,217
April	212,869	21,030	51,265	285,164
May				0
June				0
July				0
August				0
September				0
October				0
November				0
December				0
YTD Total	686,078	46,297	230,616	962,991
% of Total Usage	71.24%	4.81%	23.95%	100%

Top 10 Users	
Acct#	Cf
HIGH USERS	
9302	9020
7901	6318
4201	5815
9902	5780
6601	4400
7401	4367
0602	4067
8602	4000
0601	3834
6802	3594
<hr/> 51,195 cubic feet 382,939 gallons 17.95% of total usage	
LEAKS	
<hr/> 0 cubic feet 0 gallons 0.00% of total usage	
<hr/> 51,195 Total Top 10 CF 382,939 Total Top 10 Gal 17.95%	
<hr/> Top 10 Total % of Usage	

Total Average (gal.) Usage Per Person Per Day:

	(Highest Months)		
	JUNE '19	AUGUST '20	2 yr. Ave.
Average person per connection:	3.3	3.3	3.3
Total Gallons:	5,133,818	5,557,230	5,345,524
Days in Month :	30	31	30.5
Active Connections:	457	457	457
Total Average Usage in Gallons Per Person/Day:	113	119	116

Current Water Storage Availability

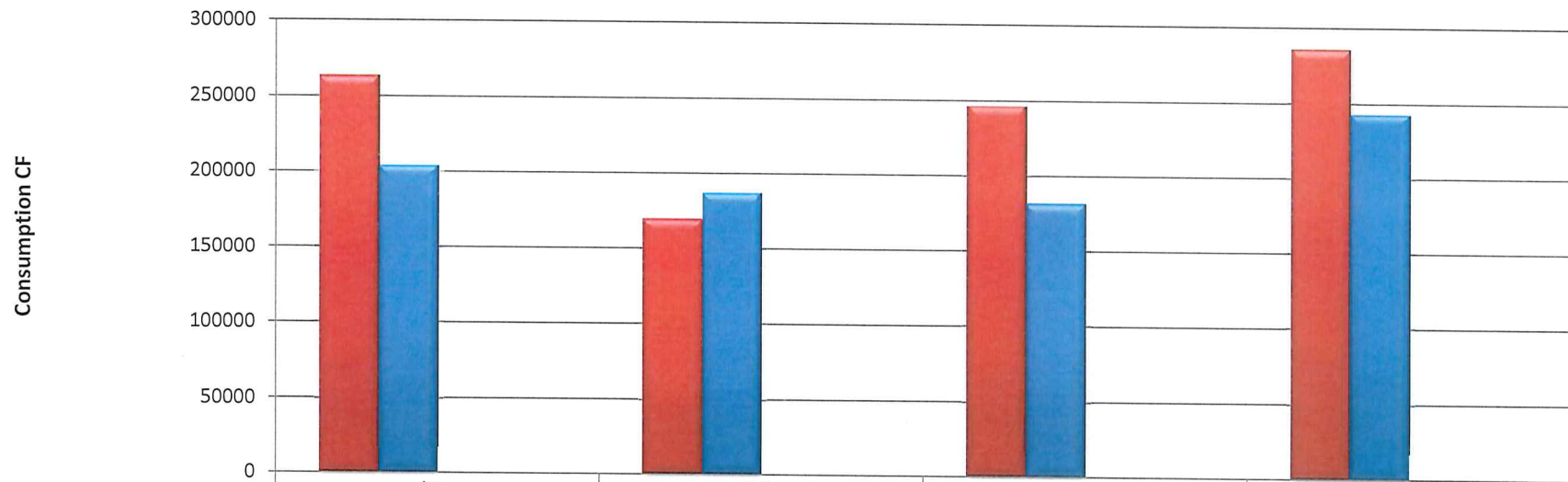
Plant Available storage	170,000 gal
Zone 1	100,000 gal
Zone 2	200,000 gal
Total Storage Avail.	470,000 gal

Avail. Storage / Month

	JUNE '19	AUGUST '20	Average
Total Average Usage per Day	171,127	179,265	175,196
Days of Avail. Storage	2.75	2.62	2.68

(Based on current usage)

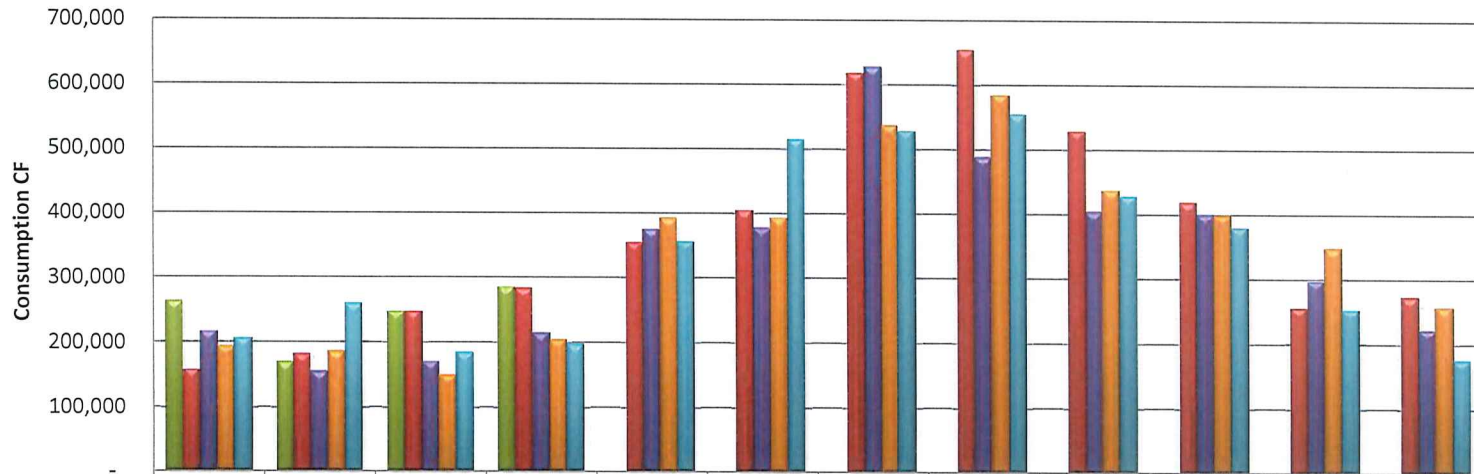
Current Usage Year To Date vs. 5 Year Average



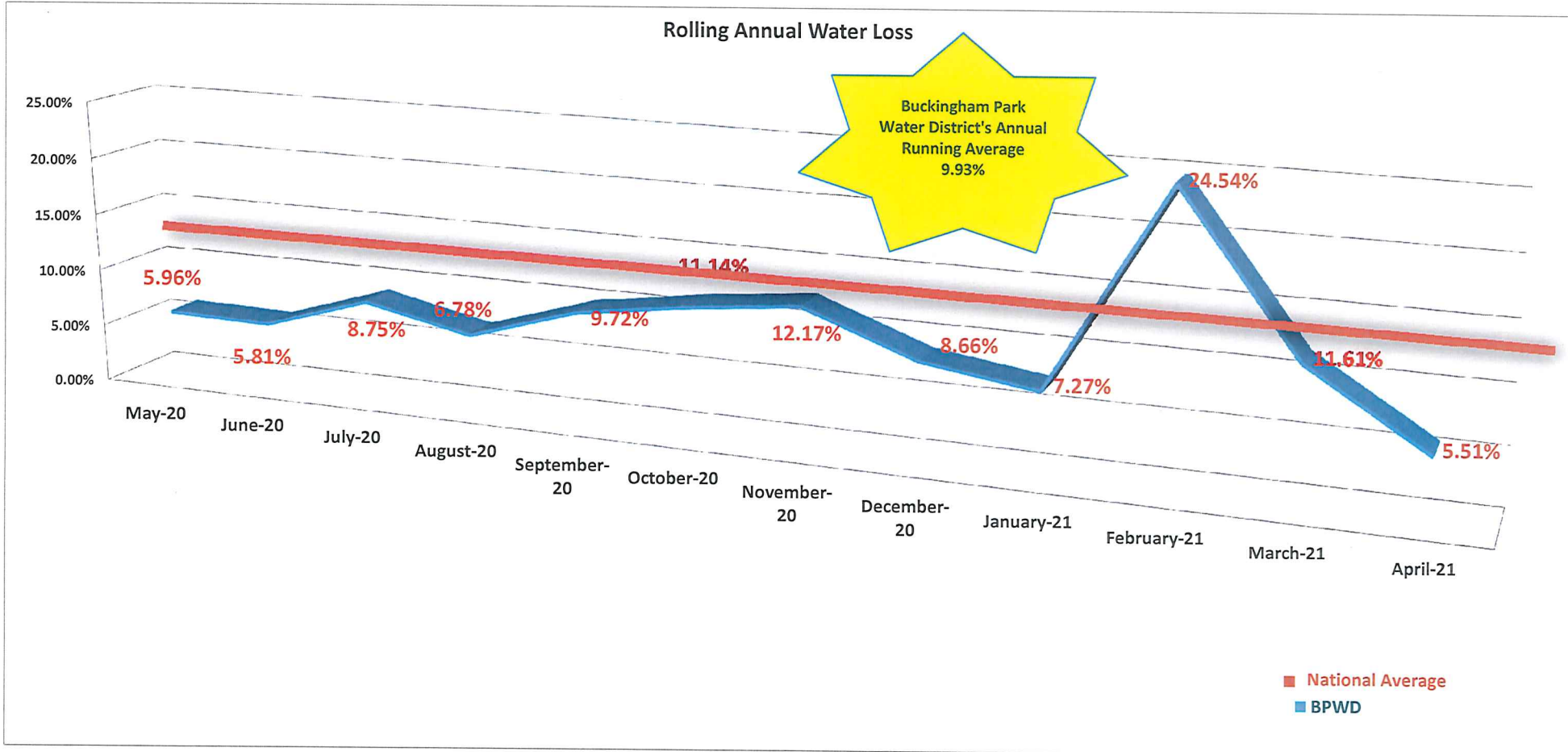
	Jan.	Feb.	March	April
■ Current Usage	262,689	168,921	246,217	285,164
■ Average Previous 5 Yr Usage	203,458	186,711	180,975	242,613
■ % of 5YR Ave for mo (+/-)	29.11%	-9.53%	36.05%	17.54%
■ % of Prev Mo. (+/-)	-3.11%	-35.70%	45.76%	15.82%

Current YTD Usage:
962,991 cf
Vs.
5yr. Rolling Average: 813,757 Increased By
18.34 %

5 Year Consumption History



	Jan.	Feb.	March	April	May	June	July	Aug.	Sept.	Oct.	Nov.	Dec.
■ 2021	262,689	168,921	246,217	285,164								
■ 2020	157,929	181,307	246,879	282,486	353,410	404,008	616,438	653,672	527,832	418,562	255,407	271,108
■ 2019	215,392	153,761	170,200	213,251	374,148	376,112	625,960	486,685	402,558	399,674	297,026	221,540
■ 2018	192,847	184,272	148,822	203,530	390,869	391,852	535,525	583,754	435,925	398,296	347,296	256,502
■ 2017	205,528	258,278	183,446	196,293	354,611	514,162	527,323	554,211	427,612	379,370	252,710	175,642



Known Distribution Leaks (Gal)	Production Meter / Gal. matched to meter read dates		Net Production (Gal.) (Prev+Current)	Distribution/Sold (Convert Cf to Gal)	Total Unaccountable Water Loss		
	Prev. MTD	Current MTD			Difference (Gal.)	% +/-	
		5/1/2020-5/29/2020 2,811,125	2,811,125	2,643,507	167,618	5.96%	
	5/30/2020 - 5/31/2020 214,500	6/1/2020 - 6-25/2020 2,993,993	3,208,493	3,021,980	186,513	5.81%	
	6/26/20 - 6/30/20 729,294	7/1/20 - 7/29/20 4,323,622	5,052,916	4,610,958	441,960	8.75%	Leak surfaced at 3010 Hillside Ct. on 8/11/20 unknown loss at this time
150,120	7/30/20 - 7/31/20 338,583	8/1/20 - 8/28/20 5,067,401	5,405,984	4,889,467	366,397	6.78%	Leak surfaced at 3010 Hillside Ct. on 8/11/20. Leak fixed on 8/26/20 leaking aprox. 6.95 Gal/min. = 10,008 Gal./Day
313,920	8/29/2020-8/31/20 489,829	9/1/20-9/30/20 4,230,980	4,720,809	3,948,183	458,706	9.72%	Two Service line leaks, 1995 Westlake Dr Aprox 8 gal. per min.-11,502 gal per day,2390 Eastlake Dr.11 gal per min-15,840 gal per day
		10/1/20-10/30/20 3,523,445	3,523,445	3,130,844	392,601	11.14%	leak found on Buckingham Dr. and southlake unknown estimate of loss at this time.
212,040	10/31/2020 - 10/31/2020 98,318	11/1/20 - 11/25/20 2,318,368	2,416,686	1,910,444	294,202	12.17%	Service line leak at 3196 Hillside Ct. leaking Aprox 7.75 gal/Min. - 11,160 Gal/day
8,640	11/25/20-11/30/20 360,503	12/1/2020 - 12/31/20 1,869,037	2,229,540	2,027,888	193,012	8.66%	Service line leak at 3306 Southlake Dr. Aprox. 2 gal/min- 2880 gal/day
		1/1/2020 - 1/28/2020 2,118,973	2,118,973	1,964,914	154,059	7.27%	
	1/29/21 - 1/31/21 161,630	2/1/21 - 2/24/21 1,512,831	1,674,461	1,263,529	410,932	24.54%	2/3/21 Main line leak at 2705 Westlake dr. un known quantity. Repaired 2-17-21
	2/25/2021 - 2/28/2021 259,287	3/1/2021 - 3/31/2021 1,824,252	2,083,539	1,841,703	241,836	11.61%	
	-	4/1/2021- 4/29/2021 2,257,430	2,257,430	2,133,027	124,403	5.51%	
Average Annual Loss						9.83%	

WORK ORDER #	DATE OPENED	RESPONDING STAFF	DATE CLOSED	COMMENTS
36	9/18/20	AM/WR	10/7/20	Service line leak at 2390 Eastlake Dr.
37	9/30/20	WR	10/15/20	Check Meters w/d usage working properly
38	10/4/20	AM/WR		Service line leak at 2100 Eastlake Dr.
39	10/14/20	AM/WR	10/28/20	Service line leak at 2700 Buckingham Dr.
40	10/21/20	AM/WR	11/19/20	Service line leak at 3196 Hillside Ct.
41	12/22/20	AM/AW	12/23/20	Service line leak at 3306 Southlawn Dr.
42	2/3/21	AM/WR	2/17/21	Main line Leak at 2705 Westlake Dr. <i>Boil water notice by customer</i>
43	3/5/21	AM/WR		Hot patch sunk @ 2390 Eastlake Dr. <i>Re Hot Patch</i>
44				
45				
46				
47				
48				
49				
50				
51				
52				
53				
54				
55				
56				
57				
58				
59				
60				
61				
62				
63				
64				
65				
66				
67				
68				
69				
70				

Buckingham Park Water District
Internal Controls Verification Checklist
 Month Ending: April 2021

Control Factors	Responsibility Designation			Report to Board of Directors Required (Y/N)
	O.M. (Office Mgr)	C.O. (Compliance Officer)	G.M. (General Mgr.)	
Adjusting Journal Entries:				
OM to provide supporting documentation & journal entry to CO	<input checked="" type="checkbox"/>	<input checked="" type="checkbox"/>		<input type="checkbox"/> N
All journal entries have been entered, printed and include support documentation	<input checked="" type="checkbox"/>	<input checked="" type="checkbox"/>		<input type="checkbox"/> N
Monthly verification Successful. General Manager Approval Received?		<input checked="" type="checkbox"/>	<input checked="" type="checkbox"/> X	<input type="checkbox"/> N
Monthly verification not successful? Report to the Board.		<input checked="" type="checkbox"/>	<input checked="" type="checkbox"/> X	<input type="checkbox"/> N
Quarterly Audit of journal entries		<input checked="" type="checkbox"/>		<input type="checkbox"/> N
Payroll:				
Time card calculations and entries performed	<input checked="" type="checkbox"/>			<input type="checkbox"/> N
Payroll is not submitted and approved by the same individual writing the check			<input checked="" type="checkbox"/> X	<input type="checkbox"/> N
Provide General Manager w/ payroll checks, ACH direct deposit report & related timecards	<input checked="" type="checkbox"/>			<input type="checkbox"/> N
Verification Successful? General Manager Approval received-Initial timecard and check stub.			<input checked="" type="checkbox"/> X	<input type="checkbox"/> N
Paychecks signed by Director if approved by General Manager	<input checked="" type="checkbox"/>			<input type="checkbox"/> N
Provide paycheck and/or stub to employee in sealed envelope no later than 3pm on payday.	<input checked="" type="checkbox"/>			<input type="checkbox"/> N
Payroll Tax Payments and Reports:				
EDD Tax payments made bi-weekly	<input checked="" type="checkbox"/>			<input type="checkbox"/> N
941 Tax payments made bi-weekly	<input checked="" type="checkbox"/>			<input type="checkbox"/> N
Monthly verification of payroll tax payments.		<input checked="" type="checkbox"/>		<input type="checkbox"/> N
Late tax payments or penalties reported to Board of Directors w/ explanation & remedy.		<input checked="" type="checkbox"/>	<input checked="" type="checkbox"/> X	<input type="checkbox"/> N
Payroll tax reports prepared and submitted quarterly.		<input checked="" type="checkbox"/>		<input type="checkbox"/> N
Accounts Receivable:				
Receive, verify and apply all customer payments upon receipt	<input checked="" type="checkbox"/>			<input type="checkbox"/> N
Verify payments received balance to bank deposit being made.	<input checked="" type="checkbox"/>			<input type="checkbox"/> N
Check deposits are made at a minimum of once per week	<input checked="" type="checkbox"/>			<input type="checkbox"/> N
Cash payments: verified in front of customer, entered into billing program	<input checked="" type="checkbox"/>			<input type="checkbox"/> N
Cash deposit: individual deposit @ each customer payment, note acct# & name on carbon	<input checked="" type="checkbox"/>			<input type="checkbox"/> N
Cash deposit double verified by GM w/ initials and placed in lock box	<input checked="" type="checkbox"/>		<input checked="" type="checkbox"/> X	<input type="checkbox"/> N
Cash deposits taken to bank weekly, monthly at latest			<input checked="" type="checkbox"/> X	<input type="checkbox"/> N
Verification of cash payments: receipt log book, bank deposit and billing program. Initial log book.		<input checked="" type="checkbox"/>	<input checked="" type="checkbox"/> X	<input type="checkbox"/> N
Unsuccessful verification is reported to Board of Directors w/ explanation & remedy.		<input checked="" type="checkbox"/>	<input checked="" type="checkbox"/> X	<input type="checkbox"/> N

Buckingham Park Water District
 Internal Controls Verification Checklist
 Month Ending: April 2021

Control Factors	Responsibility Designation			Report to Board of Directors Required (Y/N)
	O.M. (Office Mgr)	C.O. (Compliance Officer)	G.M. (General Mgr.)	
Reconciliations:				
Accounts Receivable:				
Provide CO w/ Payment Detail report from CORE billing program	X			N
Provide CO w/ Utility Billing Receivable Quick Report from Quickbooks	X			N
Reconcile Payment Detail Report to Utility Billing Receivable Report & bank		X		N
Report Accounts Receivable discrepancies to the General Manager		X		N
Reconcile Customer Cash Payment Receivable Log with Cash Receipt Book and bank		X		N
Correct AR discrepancies and resubmit to the CO	X			N
Unsuccessful verification is reported to Board of Directors w/ explanation & remedy.			X	N
Bank Account:				
Ensure all monthly entries are entered into the accounting system	X			N
Forward bank statements to the CO by the 10th of the month	X			N
Reconcile bank accounts (checking, line of credit and investment accounts)		X		N
Report discrepancies to the General Manager		X		N
Unsuccessful verification is reported to Board of Directors w/ explanation & remedy.			X	N
Petty Cash:				
Petty Cash:				
Petty Cash balance does not exceed \$200	X			N
Petty Cash is secure, locked and accounted for	X			N
Maintain a log of all petty cash transactions and attach all related receipts	X			N
Petty cash entries shall be entered into the accounting program	X			N
Provide the CO with the month's petty cash log and receipts	X			N
Double verification of petty cash. Count petty cash.	X		X	N
Reconcile petty cash account		X		N
Report petty cash discrepancies to the General Manager		X		N
Unsuccessful verification is reported to Board of Directors w/ explanation & remedy.			X	N
Online Bank Transactions:				
All online banking transactions are to be reviewed for approval by the General Manager			X	N
If approved by the General Manager the Office Manager shall complete the transaction .	X			N
Online banking transactions are entered into the accounting program.	X			N

BUCKINGHAM PARK WATER DISTRICT

Financial Compliance & Reconciliation

Reconciliation Complete as of: April 30, 2021



Certification: I hereby certify that the financial transactions and source documents for the reporting month have been reviewed and verified as correct to the best of my knowledge.

- Revenue / QB Journal Entry Verification
- Core Payment Detail Report for Month
- Quickbooks Utility Billing Receivable Report for Month
- Umpqua Bank - Checking #1586
- Umpqua Bank - Checking #6156
- Petty Cash Log w/ double custody balance verification as of month end w/ Receipts
- Laif Investment Statement
- Cash Payment Log w/ Cash Receipt Book Copies
and that the cash is deposited to Umpqua Bank.
- Credit Card Payment Log w/ Receipts
- 69811925 - Cal PIT & SDI Payment Verification
- 77653459 - Voluntary SDI Plan Payment Verification
- EDD Voluntary SDI Quarterly Report Forms DE9 & DE9C
- EDD PIT,SDI Quarterly Report Forms DE9 & DE9C
- IRS Form 941 (transmit via QB transmit)

BUCKINGHAM PARK WATER DISTRICT
 INTERNAL CONTROLS
 COMPLIANCE REVIEW: ACCOUNTS RECEIVABLE

APRIL 2021

Core AR Payment Detail		Quickbooks AR #200-30 Utility Billing Receivable	
\$ 105.45		\$ -	
\$ 122.21		\$ -	
\$ 117.07		\$ 453.55	
\$ 112.30		\$ 226.36	
\$ 226.36		\$ 112.30	
\$ 231.03		\$ 122.21	
\$ 107.12		\$ 107.12	
\$ 946.42		\$ 946.42	
\$ 1,684.13		\$ 102.50	
\$ 5,566.04		\$ 48.89	
\$ 1,957.42		\$ 532.74	
\$ 3,559.97		\$ 4,000.00	
\$ 4,957.12		\$ 1,566.04	
\$ 1,492.85		\$ 1,957.42	
\$ 715.70		\$ 3,559.97	
\$ 300.00		\$ 1,000.00	
\$ 2,862.27		\$ 4,857.12	
\$ 2,058.59		\$ 1,492.85	
\$ 19,049.69		\$ 715.70	
\$ 1,591.00		\$ 300.00	
\$ 1,010.73		\$ 100.00	
\$ 3,549.71		\$ 2,862.27	
\$ 1,009.74		\$ 2,058.59	
\$ 118.37		\$ 1,481.52	
\$ 3,459.90		\$ 1,591.00	
\$ -	\$ 824.99	\$ 1,010.73	
\$ -	May transactions	\$ 17,568.17	
\$ -		\$ 105.91	
\$ -		\$ 3,443.80	
\$ -		\$ 1,009.74	
\$ -		\$ 118.37	
\$ -		\$ 112.70	
\$ -		\$ 112.61	
\$ -		\$ 200.62	
\$ -		\$ 450.00	
\$ -		\$ 2,583.97	
\$ -		\$ 380.70	
\$ -		\$ 115.06	
\$ -		\$ 96.30	
\$ -		232.93	
<u>56,911.19</u>		<u>56,911.19</u>	<u>824.99</u>
		Total Entered	Entries for next period
			or
			to be re-coded

0
0
0

VARIANCES:
 Cash Receipts NOT Deposited to Bank in Reporting Month: none
 Cash Receipts NOT Entered to CORE in Reporting Month:
 Cash Receipts NOT Entered @ QB in Reporting Month:
 Notes to Variances:

Nakia Sackett

5/21/2021

Date

BUCKINGHAM PARK WATER DISTRICT
INTERNAL CONTROLS
COMPLIANCE REVIEW: REVENUE JOURNAL ENTRY

APRIL 2021

Acct #	Item	CORE Rept.	Quickbooks JE Entered	Differences / Adjustments
41110	Residential Water Use	\$ 12,324.73	\$ -	
	Correct Applied Payments	\$ -	\$ -	
	Previous Balance (usage adj)	\$ -		
	Write Off	\$ -		
	Misc Adj. to balance	\$ (123.18)	\$ -	
	Property Tax Roll	\$ -	\$ -	
		<u>\$ 12,201.55</u>	<u>\$ 12,201.55</u>	\$ -
	*Meter Install 1"	\$ 1,300.00	\$ 1,300.00	
41120	Commercial Water Use	\$ 97.42	\$ 97.42	\$ -
42130	Standby	\$ -	\$ -	\$ -
42151	Res. Base Rate	\$ 32,144.00	\$ 32,144.00	\$ -
42152	Comm. Base Rate	\$ 287.00	\$ 287.00	\$ -
42154	App for New Connection	\$ -	\$ -	\$ -
49810	Carrying Charge	\$ -	\$ -	\$ -
49810	48HR Door Notices	\$ -	\$ -	\$ -
498103	10 Day Shut Of Notice	\$ -	\$ -	\$ -
498.15	Resumption of Svc Fee	\$ -	\$ -	\$ -
49820	Application Processing Fee	\$ 450.00	\$ 450.00	\$ -
49825	Lien Filing Fee	\$ -	\$ -	\$ -
49830	Retd. Ck Fee	\$ 70.00	\$ 70.00	\$ -
49835	Certified Mail Fee	\$ -	\$ -	\$ -
49840	Emergency Reserve	\$ -	\$ -	\$ -
498.45	CIP Reserve	\$ 10,396.00	\$ 10,396.00	\$ -
498105	Standby Penalty		\$ -	\$ -
	Total Revenue for Journal Entry	<u>\$ 56,945.97</u>	<u>\$ 56,945.97</u>	\$ -

1:30 PM

05/03/21

Accrual Basis

**Buckingham Park Water District
Account QuickReport
As of May 3, 2021**

Type	Date	Name	Memo	Amount
200 · Accounts Receivable				
200-30 · Utility Billing Receivable				
Deposit	04/02/2021	Water Sales	4/2/21	-107.12 ✓
Deposit	04/05/2021	Water Sales	Lot Date 04/05/21	-946.42 ✓
Deposit	04/06/2021	Water Sales	CC Lot Date 04/05/21	-102.50 ✓
Deposit	04/06/2021	Water Sales	CC Lot Date 04/06/21	-48.89 ✓
Deposit	04/06/2021	Water Sales	Lot Date 04/06/21	-532.74 ✓
Deposit	04/07/2021	Water Sales	Lot Date 04/07/21	-4,000.00 ✓
Deposit	04/07/2021	Water Sales	Lot Date 04/07/21	-1,566.04 ✓
Deposit	04/08/2021	Water Sales	Lot Date 04/08/21	-1,957.42 ✓
Deposit	04/09/2021	Water Sales	Lot Date 04/09/21	-3,559.97 ✓
Deposit	04/09/2021	Water Sales	Cash Lot Date 04/06/21	-1,000.00 ✓
Deposit	04/12/2021	Water Sales	Lot Date 04/12/21	-4,857.12 ✓
Deposit	04/13/2021	Water Sales	Lot Date 04/13/21	-1,492.85 ✓
Deposit	04/14/2021	Water Sales	Lot Date 04/14/21	-715.70 ✓
Deposit	04/15/2021	Water Sales	CC Lot Date 04/15/21	-300.00 ✓
Deposit	04/15/2021	Water Sales	Cash Lot Date 04/12/21	-100.00 ✓
Deposit	04/16/2021	Water Sales	Lot Date 04/16/21	-2,862.27 ✓
Deposit	04/19/2021	Water Sales	Lot Date 04/19/21	-2,058.59 ✓
Deposit	04/21/2021	Water Sales	Lot Date 04/21/21	-1,481.52 ✓
Deposit	04/22/2021	Water Sales	4/22/20-4/22/21	-1,591.00 ✓
Deposit	04/23/2021	Water Sales	4/23/21-4/23/21	-1,010.73 ✓
Deposit	04/26/2021	Water Sales	APS Lot Date 04/21/21	-17,568.17 ✓
Deposit	04/27/2021	Water Sales	CC Lot Date 04/27/21	-105.91 ✓
Deposit	04/27/2021	Water Sales	Lot Date 04/27/21	-3,443.80 ✓
Deposit	04/28/2021	Water Sales	Lot Date 04/28/21	-1,009.74 ✓
Deposit	04/29/2021	Water Sales	4/29/21	-118.37 ✓
Deposit	04/30/2021	Water Sales	CC Lot Date 04/29/21	-112.70 ✓
Deposit	04/30/2021	Water Sales	CC Lot Date 04/30/21	-112.61 ✓
Deposit	04/30/2021	Water Sales	CC Lot Date 04/30/20	-200.62 ✓
Deposit	04/30/2021	Water Sales	CC Lot Date 04/30/21	-450.00 ✓
Deposit	04/30/2021	Water Sales	Lot Date 04/30/21	-2,583.97 ✓
Deposit	05/03/2021	Water Sales	Lot Date 05/03/21 AM	-380.70 ✓
Deposit	05/03/2021	Water Sales	CC Lot Date 05/03/21 Onlin...	-115.06 ✓
Deposit	05/03/2021	Water Sales	CC Lot Date 05/03/21 Onlin...	-96.30 ✓
Deposit	05/03/2021	Water Sales	CC Lot Date 05/03/21	-232.93 ✓
Total 200-30 · Utility Billing Receivable				-56,821.76
Total 200 · Accounts Receivable				-56,821.76
TOTAL				-56,821.76

5,566.04
1,684.13

4,957.11

19,049.69

3,549.71

3,459.90

824.99

8:45 AM
05/05/21
Accrual Basis

Buckingham Park Water District
Account QuickReport
As of April 30, 2021

53

Type	Date	Num	Name	Memo	Split	Amount	Balance
200 · Accounts Receivable							
200-20 · Delinquent Accounts Receivable							708.65
Total 200-20 · Delinquent Accounts Receivable							708.65
Total 200 · Accounts Receivable							708.65
TOTAL							708.65

BUCKINGHAM PARK WATER DISTRICT

INTERNAL CONTROLS

COMPLIANCE REVIEW: CASH PAYMENTS

APRIL 2021

CASH RECEIVABLE			BANK			QUICKBOOKS		CORE	
Date	Receipt #	Receipt \$ Verif.	Bank Receipt Verif. \$	Differences +/-	\$ Recorded @ Acctg Program	Differences +/-	\$ Posted to Customer Account	Differences +/-	
4/6/2021	2749	\$ 1,000.00	\$ 1,000.00	\$ -	\$ 1,000.00	\$ -	\$ 1,000.00	\$ -	
4/12/2021	2750	\$ 100.00	\$ 100.00	\$ -	\$ 100.00	\$ -	\$ 100.00	\$ -	
		\$ -	\$ -	\$ -	\$ -	\$ -	\$ -	\$ -	
								\$ -	

\$ 1,100.00	\$ -	\$ 1,100.00	\$ -	\$ 1,100.00	\$ -
-------------	------	-------------	------	-------------	------

VARIANCES:

Cash Receipts NOT Deposited to Bank in Reporting Month: 0
 Cash Receipts NOT Entered to CORE in Reporting Month: 0
 Cash Receipts NOT Entered @ QB: 0
 Notes to Variances: none

Nakia Sooker 5/21/2021

Verifying Signature

Date

BUCKINGHAM PARK WATER DISTRICT
 INTERNAL CONTROLS
 COMPLIANCE REVIEW: CREDIT CARD PAYMENTS

APRIL 2021

CREDIT CARD PAYMENT		BANK		QUICKBOOKS		CORE	
Date	CC Paid \$	Bank Receipt Verif. \$	Differences +/-	\$ Recorded @ Acctg Program	Differences +/-	\$ Posted to Customer Account	Differences +/-
4/1/2021	\$ 226.36	\$ 226.36	\$ -	\$ 226.36	\$ -	\$ 226.36	\$ -
4/1/2021	\$ 122.21	\$ 122.21	\$ -	\$ 122.21	\$ -	\$ 122.21	\$ -
4/1/2021	\$ 107.12	\$ 107.12	\$ -	\$ 107.12	\$ -	\$ 107.12	\$ -
4/5/2021	\$ 102.50	\$ 102.50	\$ -	\$ 102.50	\$ -	\$ 102.50	\$ -
4/6/2021	\$ 48.89	\$ 48.89	\$ -	\$ 48.89	\$ -	\$ 48.89	\$ -
4/15/2021	\$ 300.00	\$ 300.00	\$ -	\$ 300.00	\$ -	\$ 300.00	\$ -
4/27/2021	\$ 105.91	\$ 105.91	\$ -	\$ 105.91	\$ -	\$ 105.91	\$ -
4/29/2021	\$ 118.37	\$ -	\$ (118.37)	\$ 118.37	\$ -	\$ 118.37	\$ -
4/29/2021	\$ 112.70	\$ -	\$ (112.70)	\$ 112.70	\$ -	\$ 112.70	\$ -
4/30/2021	\$ 112.61	\$ -	\$ (112.61)	\$ 112.61	\$ -	\$ 112.61	\$ -
4/30/2021	\$ 200.62	\$ -	\$ (200.62)	\$ 200.62	\$ -	\$ 200.62	\$ -
4/30/2021	\$ 450.00	\$ -	\$ (450.00)	\$ 450.00	\$ -	\$ 450.00	\$ -

\$ 2,007.29	\$ 1,012.99	\$ (994.30)	\$ 2,007.29	\$ -	\$ 2,007.29	\$ -
-------------	-------------	-------------	-------------	------	-------------	------

VARIANCES:

CC NOT Posted to Bank in Reporting Month: -994.3 will be reflected on May -
 CC NOT Entered to CORE in Reporting Month: 0 bank stmt
 CC NOT Entered @ QB: 0

Notes to Variances:

Transaction not posted to bank or QB was received last day of reporting month and will be seen on March recon.

Aakia Soakett 5/21/2021

Verifying Signature

Date

Administration Task Manager

Month: Apr-21

Daily Tasks	1	2	3	4	5	6	7	8	9	10	11	12	13	14	15
Customer Service:															
AM:															
Check voicemails & Return Calls	h				h	h	h	h	h			h	h	h	h
Prepare any necessary work orders	h				h	h	h	h	h			h	h	h	h
Check emails and reply as needed	h				h	h	h	h	h			h	h	h	h
PM:															
Check voicemails & Return Calls	h				h	h	h	h	h			h	h	h	h
Check emails and reply as needed	h				h	h	h	h	h			h	h	h	h
Check Mail	h				h	h	h	h	h			h	h	h	h
Financial & Accounting:															
Enter daily customer payments to CORE Utilities	h				h	h	h	h	h			h	h	h	h
-Reconcile Core Payment Receipt to adding machine tape.															
Daily deposit to Umpqua Bank via check scanner	h				h	h	h	h	h			h	h	h	h
-Print 2 bank receipts; file one w/ checks and one w/ CORE Payment Receipt															
Property Transfers	h				h	h	h	h	h			h	h	h	h
Escrow Water Demand Forms	h				h	h	h	h	h			h	h	h	h
Filing	h				h	h	h	h	h			h	h	h	h
Other:															
Comments:															

Bi-Weekly Tasks	1	2	3	4	5	6	7	8	9	10	11	12	13	14	15
Every Other Tuesday / Date: _____															
Participate in staff meetings															
Payroll:															
Verify and calculate timecards												h			
Timecards to GM for review & approval												h			
Enter timecard info into QuickBooks & print checks												h			
Enter Direct Deposit Transactions												h			
Pay Payroll Taxes (Both EDD accounts & IRS #941)												h			
Provide GM w/ AP, PR, & Liab w/ the P&L MTD & YTD												h			
GM to Approve & Initial Tax Payments												h			
Pay Employee Ira Contributions												h			
Comments:															
Every Other Wednesday / Date: _____															
Accounts Payable:															
Invoices to GM for review & approval												h			
Pay Invoices												h			
Schedule Check Signing w/ Board Member(s)												h			
Mail payments												h			
Comments:															
Every Other Friday / Date: _____															
Provide Employees w/ paychecks		h													
Comments:															
Other:															
Comments:															

3/2/21 - 4/2/21 ⁵⁷

Administration Task Manager

Month: **Apr-21**

Monthly Tasks	1	2	3	4	5	6	7	8	9	10	11	12	13	14	15
1st of month:															
Apply Carrying Charges	✓														
Print billing reports and review for accuracy	✓														
1st of month print & mail bills (due no later than 5th)	✓														
Print AR Detail Report immediately after bills are printed	✓														
Order Office Supplies	✓														
Print New Petty Cash Log and Cash Payment Log	✓														
Pre-Reconcile: CORE payments entered into QB	✓														
-(Utility Billing AR Quick Report & CORE Posted Payment Detail Rept															
Petty Cash - Double Verif. (GM) Req'd/Internal Controls	✓														
Print Customer Credit Card Payment Log	✓														
Prepare Meeting minutes from last meeting	✓														
Journal Entries w/ GM:															
JE Revenue @ Core Rev Rept to QuickBooks	✓														
Verify / post JE Accumulated Depreciation	✓														
Verify / post JE Workers Comp Insurance Expense	✓														
Verify / post JE Liability Insurance Expense	✓														
Verify / post JE Chemical Expense	✓														
5th of month:															
Previous Mo Closeout Reports to GM (see submittal checklist)															
From CORE Utility Billing:															
Export monthly usage to shared drive					✓										
Print Installment Plan Report (exclude \$0)					✓										
New Customer Report					✓										
Print Adjustment Report					✓										
Print Revenue Rept @ Core (Rev by Code)					✓										
From Quickbooks:															
Print overtime report					✓										
Print Utility Billing AR Quick Report & Delinq AR for month					✓										
Print / Verify Financial Statements:															
P&L Budget vs. Actual for reporting month & Export to Excel					✓										
P&L Budget vs. Actual for fiscal year to date -mo end & Export to Excel					✓										
Balance Sheet for fiscal year to date - mo end					✓										
Statement of Cash Flows for reporting month					✓										
Statement of Cash Flows for fiscal year to date - mo end					✓										
Email Board for Agenda Items (Deadline 2nd Monday)					✓										
Comments:															
10th of month:															
CORE - Print Delinquency Report										✓					
Print & Mail 10-Day Reminder Notices @ Non Payment										✓					
Prepare OM report & Board packet										✓					
Email Financial Month End Submittals (See list)										✓					
Comments:															
Other:															
Comments:															

Administration Task Manager

Month: Apr-21

Quarterly Tasks															
Quarterly Payroll Tax Report Request to GM															
EDD Voluntary SDI Quarterly Report Forms DE9 & DE9C															
EDD PIT,SDI Quarterly Report Forms DE9 & DE9C															
IRS Form 941															
Other:															
Comments:															

Daily Tasks	16	17	18	19	20	21	22	23	24	25	26	27	28	29	30	31
Customer Service:																
AM:																
Check voicemails & Return Calls	h			h	h	h						h	h	h		
Prepare any necessary work orders	h			h	h	h						h	h	h		
Check emails and reply as needed	h			h	h	h						h	h	h		
PM:																
Check voicemails & Return Calls	h			h	h	h						h	h	h		
Check emails and reply as needed	h			h	h	h						h	h	h		
Check Mail	h			h	h	h						h	h	h		
Financial & Accounting:																
Enter daily customer payments to CORE Utilities	h			h	h	h						h	h	h		
-Reconcile Core Payment Receipt to adding machine tape.	h			h	h	h						h	h	h		
Daily deposit to Umpqua Bank via check scanner	h			h	h	h						h	h	h		
-Print 2 bank receipts; file one w/ checks and one w/ CORE Payment Receipt	h			h	h	h						h	h	h		
Property Transfers	h			h	h	h						h	h	h		
Escrow Water Demand Forms	h			h	h	h						h	h	h		
Filing	h			h	h	h						h	h	h		
Other:																
Comments:																

Bi-Weekly Tasks	16	17	18	19	20	21	22	23	24	25	26	27	28	29	30	31
Every Other Tuesday / Date: _____																
Participate in staff meetings																
Payroll:																
Verify and calculate timecards											h					
Timecards to GM for review & approval											h					
Enter timecard info into QuickBooks & print checks											h					
Enter Direct Deposit Transactions											h					
Pay Payroll Taxes (Both EDD accounts & IRS #941)											h					
Provide GM w/ AP, PR, & Liab w/ the P&L MTD & YTD											h					
GM to Approve & Initial Tax Payments											h					
Pay Employee Ira Contributions											h					
Comments:																
Every Other Wednesday / Date: _____																
Accounts Payable:																
Invoices to GM for review & approval											h					
Pay Invoices											h					
Schedule Check Signing w/ Board Member(s)											h					
Mail payments											h					
Comments:																
Every Other Friday / Date: _____																
Provide Employees w/ paychecks																
Comments:																

Administration Task Manager

Month: **Apr-21**

Monthly Tasks

	16	17	18	19	20	21	22	23	24	25	26	27	28	29	30	31
20th of month:																
Post Agenda (Posted Thursday Before Monday's Meeting 72 hrs)																
Board Meeting Participation (4th Monday of every month)																
Enter Labor Statistics Online																
25th of month:																
Process Customer Automatic Payments																
Prepare 48 HR Shut Off Notices for Operations																
48-Hr Door Hangers for Non Payments																
Comments:																

Month End Tasks


	16	17	18	19	20	21	22	23	24	25	26	27	28	29	30	31
Payroll Liabilities:																
End of month: / Date:																
Enter ACH for medical, dental and vision																
Billing:																
End of month:																
Last Week of Month: / Date:																
Print meter read sheets for Operations (around 28th)																
Enter meter reads into CORE																
Last Business Day of Month: / Date:																
CORE: Print Water Quality Service Orders for mo.> Operations																

Administration Task Manager

Month: Apr-21

Completion Dates for Monthly Tasks

Annual Tasks												
January												
31st: Last Day for W2's to District Employees												
31st: Submit W3's W2's to State												
31st: Last Day for 1099's to Contractors												
31st: Submit 1099s to State												
March												
31st: Renewal for Workers Comp Insurance												
31st: Renewal for Liability & Property Insurance												
April												
30th: Govt. Compensation Report to S.C.O.												
May												
15th: Credit delinq Standby for Prop Tax Roll Collection												
15th: Prepare Standby Billing for July Bill to Customers												
June												
1st: Standby Billing to Customers												
July												
17th: County Elections Candidate Filing First Day												
25th: County Elections Duedate for Resol. Consolidate												
August												
10th: County Elections Candidate Filing Last Day												
11th: County Elections Candidate Filing Last Day												
25th: Direct Charges (Tax Roll) Due to County												
October												
15th: Financial Transaction Report to S.C.O.												
November												
TBD: County Local Consolidated Election												



 Signature



 Date

My signature certifies that that the aforementioned tasks have been completed and verified to the best of my knowledge & capabilities. Furthermore, I understand that any misrepresentation of these tasks & reports may alter the the Buckingham Park Water District's financial statements.

Adjustments Detail Report

From: 4/1/2021

To: 4/30/2021

These Adjustments Have Been Posted to the Customer's Balance:

These Adjustments Have Been Billed.

Implement Date	Account Number	Account Status	Revenue	Amount	User	Comment
4/1/2021	148110603	ACTIVE	LC1	\$15.00	CORE	Shut Off
4/1/2021	110100701	OFF AND BILLABLE	LC1	\$15.00	CORE	Shut Off
4/1/2021	114109401	ACTIVE	LC1	\$15.00	CORE	Shut Off
4/1/2021	114115701	ACTIVE	LC1	\$15.00	CORE	Shut Off
4/1/2021	123101801	ACTIVE	LC1	\$15.00	CORE	Shut Off
4/1/2021	124116701	ACTIVE	LC1	\$15.00	CORE	Shut Off
4/1/2021	142103701	ACTIVE	LC1	\$15.00	CORE	Shut Off
4/1/2021	120108902	ACTIVE	LC1	\$15.00	CORE	Shut Off
4/1/2021	172112802	ACTIVE	LC1	\$15.00	CORE	Shut Off
4/1/2021	125108402	ACTIVE	LC1	\$15.00	CORE	Shut Off
4/1/2021	18100802	ACTIVE	LC1	\$15.00	CORE	Shut Off
4/1/2021	113101103	ACTIVE	LC1	\$15.00	CORE	Shut Off
4/1/2021	122108703	ACTIVE	LC1	\$15.00	CORE	Shut Off
4/1/2021	17110202	ACTIVE	LC1	\$15.00	CORE	Shut Off
4/5/2021	15107402	ACTIVE	PF	\$150.00	LORI	
4/7/2021	116119002	ACTIVE	PF	\$150.00	LORI	
4/8/2021	169112704	ACTIVE	PF	\$150.00	LORI	

Total Number of Adjustments = 17 Total = \$660.00

Total Number of Adjustments = 17 Total = \$660.00

Total Number of Adjustments for Group: 1 = 17 Total = \$660.00

These Adjustments Have Been Posted to the Customer's Balance:

These Adjustments Have Been Billed.

Implement Date	Account Number	Account Status	Revenue	Amount	User	Comment
4/1/2021	83220504	ACTIVE	LC1	\$15.00	CORE	Shut Off
4/1/2021	47223901	ACTIVE	LC1	\$15.00	CORE	Shut Off
4/1/2021	48223801	ACTIVE	LC1	\$15.00	CORE	Shut Off
4/1/2021	85220301	ACTIVE	LC1	\$15.00	CORE	Shut Off
4/1/2021	96219301	ACTIVE	LC1	\$15.00	CORE	Shut Off
4/1/2021	15240301	ACTIVE	LC1	\$15.00	CORE	Shut Off
4/1/2021	14229401	ACTIVE	LC1	\$15.00	CORE	Shut Off
4/1/2021	24239404	ACTIVE	LC1	\$15.00	CORE	Shut Off
4/1/2021	37232901	ACTIVE	LC1	\$15.00	CORE	Shut Off
4/1/2021	43210602	ACTIVE	LC1	\$15.00	CORE	Shut Off
4/1/2021	7229902	ACTIVE	LC1	\$15.00	CORE	Shut Off
4/1/2021	5231901	ACTIVE	LC1	\$15.00	CORE	Shut Off
4/1/2021	41238002	ACTIVE	LC1	\$15.00	CORE	Shut Off

4/1/2021	9828001	ACTIVE	LC1	\$15.00	CORE	Shut Off
4/1/2021	2236702	ACTIVE	LC1	\$15.00	CORE	Shut Off
4/1/2021	26233902	ACTIVE	LC1	\$15.00	CORE	Shut Off
4/1/2021	13226802	ACTIVE	LC1	\$15.00	CORE	Shut Off
4/16/2021	11240702	ACTIVE	MTR1	\$1,300.00	LORI	
4/29/2021	73221401	ACTIVE	RTCK	\$107.15	LORI	APS Returned
4/29/2021	45237601	ACTIVE	RCKF	\$35.00	LORI	
4/29/2021	73221401	ACTIVE	RCKF	\$35.00	LORI	
4/29/2021	45237601	ACTIVE	RTCK	\$94.75	LORI	APS returned

Total Number of Adjustments =	22	Total =	\$1,826.90
-------------------------------	----	---------	------------

Total Number of Adjustments =	22	Total =	\$1,826.90
-------------------------------	----	---------	------------

Total Number of Adjustments for Group: 2 =	22	Total =	\$1,826.90
--	----	---------	------------

Total Number of Adjustments for Area: 1 =	39	Total =	\$2,486.90
---	----	---------	------------

Total Number of Adjustments for All Areas: =	39	Total =	\$2,486.90
--	----	---------	------------

Revenue Report by Revenue Code

From: 4/1/2021

To: 4/29/2021

Adj. Total \$ 120.02

GLAccount	Revenue	Description	Count	Posted Amount	GL Total
	MTR1	1" METER INSTALLATION	1	(\$1,300.00)	
					(\$1,300.00) ✓
41110	INST	INSTALLMENT PLAN	2	(\$200.00)	
41110	RTCK	RETURNED CHECK VALU	2	(\$201.90)	
41110	WTR	Residential Water Use	478	(\$10,371.87)	
					(\$10,773.77)
41120	CWTR	Commercial Water Use	5	(\$85.61)	
					- 120.02
					(\$85.61) ✓
42151	BASE	Residential Base Rate	446	(\$31,909.62)	
			71.75		
					(\$31,909.62)
42152	CBASE	Commercial Base Rate	4	(\$287.00)	
			71.75		
					32,000.50 ✓
49820	PF	APPLICATION PROCESSI	3	(\$450.00)	
			150.00		(\$287.00) ✓
49830	RCKF	RETURNED CHECK FEE	2	(\$70.00)	
			35.00		(\$450.00) ✓
49840	IMP	Emergency Reserve (\$7.00)	450	\$0.00	
					(\$70.00) ✓
49845	CAPA	CIP Reserve Fee	450	(\$10,320.86)	
			23.00		\$0.00
498101	AB-LC1	CARRYING CHARGE	31	(\$465.00)	
			15.00		(\$10,320.86)
					10,350.00 ✓
					(\$465.00) ✓
Total -- GL Offset ():				\$55,661.86	

10,653.75 ✓

Adj. 90.88

Adj. -29.14

From: 4/1/2021

To: 4/29/2021

Report Total:

\$55,661.86

0.00G+

1.300.00 +

10.653.75 +

85.61 +

32.000.50 +

287.00 +

450.00 +

70.00 +

10.350.00 +

465.00 +

55.661.86G+

9:27 AM

05/05/21

Accrual Basis

**Buckingham Park Water District
General Journal Transaction
April 30, 2021**

Num	Name	Memo	Account	Class	Debit	Credit
46995	Water Sales	April 2021	200-30 · Utility Billin...		55,661.86	
	Water Sales	April 2021	411.10 · Residential			10,653.75
	Water Sales	April 2021	411.20 · Commercial			85.61
	Water Sales	April 2021	421.51 · Residential ...			32,000.50
	Water Sales	April 2021	421.52 · Business B...			287.00
	Water Sales	April 2021	Carrying Charges			465.00
	Water Sales	April 2021	498.30 · Returned C...			70.00
	Water Sales	April 2021	498.20 · Application ...			450.00
	Water Sales	April 2021	498.40 · Emergency...		0.00	
	Water Sales	April 2021	1110 · Retained Ear...		0.00	
	Water Sales	April 2021	Emergency Reserve...		0.00	
	Water Sales	April 2021	498.45 · CIP Reserve			10,350.00
	Water Sales	April 2021	1110 · Retained Ear...		10,350.00	
	Water Sales	April 2021	Capital Improvemen...			10,350.00
	Water Sales	April 2021	421.53 · Meter Instal...			1,300.00
					<u>66,011.86</u>	<u>66,011.86</u>
					<u>66,011.86</u>	<u>66,011.86</u>
TOTAL						

Buckingham Park Water District Payroll Summary April 2021

	Ahimsah O Wonderwheel			Alan Mitchell			Lori A Gonzalez			William A Rae			TOTAL		
	Hours	Rate	Apr 21	Hours	Rate	Apr 21	Hours	Rate	Apr 21	Hours	Rate	Apr 21	Hours	Rate	Apr 21
Employee Wages, Taxes and Adjust...															
Gross Pay															
Overtime - Admin & General	3.5	50.40	176.40			0.00	0.75	31.91	23.93			0.00	4.25		200.33
Overtime - Water Treatment			0.00	3.75	61.22	229.58			0.00		1	31.43	4.75		
Total Gross Pay	3.5		176.40	3.75		229.58	0.75		23.93		1	31.43	9.00		461.34
Adjusted Gross Pay	3.5		176.40	3.75		229.58	0.75		23.93		1	31.43	9.00		461.34
Net Pay	3.5		176.40	3.75		229.58	0.75		23.93		1	31.43	9.00		461.34
Employer Taxes and Contributions			0.00			0.00			0.00			0.00			0.00

9:35 AM
05/05/21
Accrual Basis

Buckingham Park Water District

Profit & Loss Budget vs. Actual
April 2021

	Apr 21	Budget	\$ Over Bud...	% of Budget
Ordinary Income/Expense				
Income				
411.00 · WATER SALES				
411.10 · Residential	10,653.75	8,654.00	1,999.75	123.1%
411.20 · Commercial	85.61	500.00	-414.39	17.1%
Total 411.00 · WATER SALES	10,739.36	9,154.00	1,585.36	117.3%
421.00 · WATER SERVICES				
421.50 · Other				
421.51 · Residential Base Rate	32,000.50	33,360.17	-1,359.67	95.9%
421.52 · Business Base Rate	287.00	445.58	-158.58	64.4%
421.53 · Meter Installation	1,300.00			
Total 421.50 · Other	33,587.50	33,805.75	-218.25	99.4%
Total 421.00 · WATER SERVICES	33,587.50	33,805.75	-218.25	99.4%
Total Income	44,326.86	42,959.75	1,367.11	103.2%
Gross Profit	44,326.86	42,959.75	1,367.11	103.2%
Expense				
ADMINISTRATIVE & GENERAL				
561.00 · Salaries				
561.10 · Wages	8,208.16	8,481.85	-273.69	96.8%
561.20 · Paid Time Off	1,385.62	1,076.77	308.85	128.7%
561.25 · Sick Pay	0.00	625.92	-625.92	0.0%
561.35 · Bereavement	0.00	156.50	-156.50	0.0%
561.40 · Admin& General O.T. Wages	200.33	418.31	-217.98	47.9%
561.45 · Standby Stipend	840.00	900.00	-60.00	93.3%
561.50 · Call Back Pay	62.86	142.54	-79.68	44.1%
Total 561.00 · Salaries	10,696.97	11,801.89	-1,104.92	90.6%
562.00 · OFFICE SUPPLIES & OTHER EXPENSE				
562.10 · PG&E/Utilities	195.49	171.67	23.82	113.9%
562.15 · Telephone	0.00	200.00	-200.00	0.0%
562.20 · Internet	129.95	133.92	-3.97	97.0%
562.25 · Cell Phone	70.03	111.58	-41.55	62.8%
562.30 · Pest Control	0.00	85.83	-85.83	0.0%
562.40 · Garbage	13.05	42.92	-29.87	30.4%
562.45 · Alarm	0.00	34.33	-34.33	0.0%
562.50 · Postage	300.00	257.50	42.50	116.5%
562.55 · Office Supplies	0.00	257.50	-257.50	0.0%
562.60 · Copy Equipment & Supplies	848.34	374.25	474.09	226.7%
562.65 · Office Equipment	101.88	17.17	84.71	593.4%
562.70 · Dues,Subscriptions, Memberships	572.50	326.17	246.33	175.5%
562.75 · Lien Filing & Recording Fees	0.00	4.33	-4.33	0.0%
562.80 · Software License and Support	35.88	197.42	-161.54	18.2%
562.85 · Bank Service Charges	0.00	291.83	-291.83	0.0%
Total 562.00 · OFFICE SUPPLIES & OTHER EXPENSE	2,267.12	2,506.42	-239.30	90.5%
563.00 · CONTRACTUAL SERVICES				
563.10 · Auditor	0.00	554.50	-554.50	0.0%
563.20 · County Counsel	0.00	171.67	-171.67	0.0%
563.40 · LAFCO	0.00	115.92	-115.92	0.0%
563.50 · County of Lake Collection Svcs	0.00	107.33	-107.33	0.0%
Total 563.00 · CONTRACTUAL SERVICES	0.00	949.42	-949.42	0.0%
564.00 · PROPERTY INS.,INJURIES& DAMAGES				
564.10 · Liability Insurance	1,065.52	1,376.50	-310.98	77.4%
Total 564.00 · PROPERTY INS.,INJURIES& DAMAGES	1,065.52	1,376.50	-310.98	77.4%
565.00 · EMPLOYEES RETIREMENT & BENEFITS				
565.10 · PERS Medical	2,681.10	2,515.00	166.10	106.6%
565.20 · PERS/ Pension/ Retirement	495.80	2,575.00	-2,079.20	19.3%

9:35 AM
05/05/21
Accrual Basis

Buckingham Park Water District

Profit & Loss Budget vs. Actual
April 2021

	Apr 21	Budget	\$ Over Bud...	% of Budget
565.30 · Payroll Taxes				
565.31 · FICA (Federal Ins.Contribution)	1,547.83	2,376.92	-829.09	65.1%
565.32 · SUI (State Unemployment Ins)	17.98	180.83	-162.85	9.9%
Total 565.30 · Payroll Taxes	1,565.81	2,557.75	-991.94	61.2%
565.40 · Workers Comp Insurance	635.48	588.67	46.81	108.0%
Total 565.00 · EMPLOYEES RETIREMENT & BENEFITS	5,378.19	8,236.42	-2,858.23	65.3%
568.00 · MAINTENANCE - GENERAL PLANT				
568.10 · Supplies	137.42	128.75	8.67	106.7%
Total 568.00 · MAINTENANCE - GENERAL PLANT	137.42	128.75	8.67	106.7%
569.00 · OTHER				
569.10 · Employee Uniforms	0.00	25.75	-25.75	0.0%
569.20 · Seminar/Training Registration	0.00	42.92	-42.92	0.0%
569.30 · Training-lodging,meals& mileage	0.00	51.50	-51.50	0.0%
569.40 · Mileage Expense	0.00	8.58	-8.58	0.0%
569.45 · Outside Services	0.00	83.33	-83.33	0.0%
Total 569.00 · OTHER	0.00	212.08	-212.08	0.0%
Total ADMINISTRATIVE & GENERAL	19,545.22	25,211.48	-5,666.26	77.5%
CUSTOMER ACCOUNTS				
551.00 · SUPERVISION,METER READING&OTHER				
551.10 · Wages	494.08	331.08	163.00	149.2%
Total 551.00 · SUPERVISION,METER READING&OTHER	494.08	331.08	163.00	149.2%
Total CUSTOMER ACCOUNTS	494.08	331.08	163.00	149.2%
PUMPING				
521.00 · SUPERVISION, LABOR & EXPENSE				
521.10 · Wages	0.00	22.08	-22.08	0.0%
521.20 · PG&E / Electricity	1,393.69	1,502.08	-108.39	92.8%
Total 521.00 · SUPERVISION, LABOR & EXPENSE	1,393.69	1,524.16	-130.47	91.4%
522.00 · MAINTENANCE,STRUCTURES & IMPROV				
522.10 · Outside Services	64.14			
522.20 · Supplies	0.00	8.58	-8.58	0.0%
Total 522.00 · MAINTENANCE,STRUCTURES & IMPROV	64.14	8.58	55.56	747.6%
Total PUMPING	1,457.83	1,532.74	-74.91	95.1%
SOURCE OF SUPPLY				
511.00 · SUPERVISION, LABOR & EXPENSES				
511.10 · Wages	0.00	22.08	-22.08	0.0%
511.20 · PG&E / Electricity	508.81	515.00	-6.19	98.8%
512.40 · Testing	239.00	458.33	-219.33	52.1%
Total 511.00 · SUPERVISION, LABOR & EXPENSES	747.81	995.41	-247.60	75.1%
512.00 · MAINTENANCE/STRUCTURES & IMPROV				
512.20 · Supplies	0.00	8.58	-8.58	0.0%
Total 512.00 · MAINTENANCE/STRUCTURES & IMPROV	0.00	8.58	-8.58	0.0%
Total SOURCE OF SUPPLY	747.81	1,003.99	-256.18	74.5%
TRANSMISSION & DISTRIBUTION				
541.00 · SUPERVISION, LABOR & EXPENSES				
541.10 · Wages	2,624.08	1,578.23	1,045.85	166.3%
541.20 · PG&E / Electricity	236.96	429.17	-192.21	55.2%
541.40 · Safety & Security	0.00	42.92	-42.92	0.0%
541.50 · State Water Board Licensing	0.00	128.75	-128.75	0.0%
541.60 · Mileage Expense	152.50	206.00	-53.50	74.0%
541.70 · Testing	370.00	231.75	138.25	159.7%

9:35 AM
05/05/21
Accrual Basis

Buckingham Park Water District

Profit & Loss Budget vs. Actual
April 2021

	Apr 21	Budget	\$ Over Bud...	% of Budget
541.75 · Propane	0.00	17.17	-17.17	0.0%
Total 541.00 · SUPERVISION, LABOR & EXPENSES	3,383.54	2,633.99	749.55	128.5%
542.00 · MAINTENANCE,STRUCTURES & IMPROV				
542.50 · Maintenance Projects	1,019.52			
542.10 · Outside Services	0.00	42.92	-42.92	0.0%
542.20 · Supplies	581.62	17.17	564.45	3,387.4%
542.30 · Tools	0.00	154.50	-154.50	0.0%
542.40 · Equipment Rental	0.00	25.75	-25.75	0.0%
Total 542.00 · MAINTENANCE,STRUCTURES & IMPROV	1,601.14	240.34	1,360.80	666.2%
Total TRANSMISSION & DISTRIBUTION	4,984.68	2,874.33	2,110.35	173.4%
WATER TREATMENT				
531.00 · SUPERVISION, LABOR & EXPENSE				
531.10 · Wages	6,418.00	6,511.54	-93.54	98.6%
531.15 · PG&E / Electricity	265.47	257.50	7.97	103.1%
531.20 · Chemicals-PreChlor Sodium Hypo	143.87	394.83	-250.96	36.4%
531.25 · Chemicals-PostChlor Sodium Hypo	182.65	171.67	10.98	106.4%
531.30 · Chemicals - Coagulent	504.70	858.33	-353.63	58.8%
531.35 · Chemicals - Coagulent Aid	0.00	51.50	-51.50	0.0%
531.40 · Testing - Lab	120.00	188.83	-68.83	63.5%
531.45 · In Plant Test	28.65	171.67	-143.02	16.7%
531.55 · State Water Board Licensing	0.00	128.75	-128.75	0.0%
531.60 · CUPA Permit & other permits	0.00	111.58	-111.58	0.0%
531.70 · Alarm	0.00	25.75	-25.75	0.0%
531.75 · Propane	0.00	17.17	-17.17	0.0%
Total 531.00 · SUPERVISION, LABOR & EXPENSE	7,663.34	8,889.12	-1,225.78	86.2%
532.00 · MAINTENANCE,STRUCTURES & IMPROV				
532.10 · Outside Services	0.00	42.92	-42.92	0.0%
532.20 · Supplies	0.00	128.75	-128.75	0.0%
532.30 · Tools	0.00	51.50	-51.50	0.0%
532.40 · Equipment Rental	0.00	85.83	-85.83	0.0%
Total 532.00 · MAINTENANCE,STRUCTURES & IMPROV	0.00	309.00	-309.00	0.0%
Total WATER TREATMENT	7,663.34	9,198.12	-1,534.78	83.3%
Total Expense	34,892.96	40,151.74	-5,258.78	86.9%
Net Ordinary Income	9,433.90	2,808.01	6,625.89	336.0%
Other Income/Expense				
Other Income				
NON-OPERATING REVENUE				
492.00 · INTEREST REVENUE				
492.20 · Bank/Investment Interest Receiv	0.00	416.67	-416.67	0.0%
Total 492.00 · INTEREST REVENUE	0.00	416.67	-416.67	0.0%
498.00 · OTHER NON-OPERATING REVENUES				
498.10 · LATE FEES & PENALTIES				
Carrying Charges	465.00			
Total 498.10 · LATE FEES & PENALTIES	465.00			
498.20 · Application Processing Fee	450.00			
498.30 · Returned Check Charge	70.00			
498.45 · CIP Reserve	10,350.00	10,847.75	-497.75	95.4%
Total 498.00 · OTHER NON-OPERATING REVENUES	11,335.00	10,847.75	487.25	104.5%
Total NON-OPERATING REVENUE	11,335.00	11,264.42	70.58	100.6%
Total Other Income	11,335.00	11,264.42	70.58	100.6%
Other Expense				
590.00 · CAPITAL EXPENSES & MAJOR MAINT				

9:35 AM
05/05/21
Accrual Basis

Buckingham Park Water District

Profit & Loss Budget vs. Actual
April 2021

	<u>Apr 21</u>	<u>Budget</u>	<u>\$ Over Bud...</u>	<u>% of Budget</u>
590.10 · SMALL CAPITAL PROJECTS	115.00			
Total 590.00 · CAPITAL EXPENSES & MAJOR MAINT	115.00			
Total Other Expense	115.00			
Net Other Income	11,220.00	11,264.42	-44.42	99.6%
Net Income	<u>20,653.90</u>	<u>14,072.43</u>	<u>6,581.47</u>	<u>146.8%</u>

Buckingham Park Water District
Profit & Loss Budget vs. Actual
April 2021

REVENUE LESS THAN 100%

EXPENSES GREATER THAN 125%

VARIANCES/NOTES

	<u>Apr 21</u>	<u>Budget</u>	<u>\$ Over Budget</u>	<u>% of Budget</u>	
Ordinary Income/Expense					
Income					
411.00 · WATER SALES					
411.10 · Residential	10,653.75	8,654.00	1,999.75	123.11%	
411.20 · Commercial	85.61	500.00	-414.39	17.12%	Budget Numbers Off
Total 411.00 · WATER SALES	10,739.36	9,154.00	1,585.36	117.32%	
421.00 · WATER SERVICES					
421.50 · Other					
421.51 · Residential Base Rate	32,000.50	33,360.17	-1,359.67	95.92%	OK
421.52 · Business Base Rate	287.00	445.58	-158.58	64.41%	Budget numbrers off
421.53 · Meter Installation	1,300.00				
Total 421.50 · Other	33,587.50	33,805.75	-218.25	99.35%	
Total 421.00 · WATER SERVICES	33,587.50	33,805.75	-218.25	99.35%	
Total Income	44,326.86	42,959.75	1,367.11	103.18%	
Gross Profit	44,326.86	42,959.75	1,367.11	103.18%	
Expense					
ADMINISTRATIVE & GENERAL					
561.00 · Salaries					
561.10 · Wages	8,208.16	8,481.85	-273.69	96.77%	
561.20 · Paid Time Off	1,385.62	1,076.77	308.85	128.68%	OK
561.25 · Sick Pay	0.00	625.92	-625.92	0.0%	
561.35 · Bereavement	0.00	156.50	-156.50	0.0%	
561.40 · Admin& General O.T. Wages	200.33	418.31	-217.98	47.89%	
561.45 · Standby Stipend	840.00	900.00	-60.00	93.33%	
561.50 · Call Back Pay	62.86	142.54	-79.68	44.1%	
Total 561.00 · Salaries	10,696.97	11,801.89	-1,104.92	90.64%	
562.00 · OFFICE SUPPLIES & OTHER EXPENSE					
562.10 · PG&E/Utilities	195.49	171.67	23.82	113.88%	
562.15 · Telephone	0.00	200.00	-200.00	0.0%	
562.20 · Internet	129.95	133.92	-3.97	97.04%	
562.25 · Cell Phone	70.03	111.58	-41.55	62.76%	
562.30 · Pest Control	0.00	85.83	-85.83	0.0%	
562.40 · Garbage	13.05	42.92	-29.87	30.41%	
562.45 · Alarm	0.00	34.33	-34.33	0.0%	
562.50 · Postage	300.00	257.50	42.50	116.51%	

Buckingham Park Water District
Profit & Loss Budget vs. Actual
April 2021

REVENUE LESS THAN 100%

VARIANCES/NOTES

EXPENSES GREATER THAN 125%

	<u>Apr 21</u>	<u>Budget</u>	<u>\$ Over Budget</u>	<u>% of Budget</u>	
562.55 · Office Supplies	0.00	257.50	-257.50	0.0%	
562.60 · Copy Equipment & Supplies	848.34	374.25	474.09	226.68%	OK Final Lease payment changing companys
562.65 · Office Equipment	101.88	17.17	84.71	593.36%	Battery Back up for OM computer
562.70 · Dues,Subscriptions, Memberships	572.50	326.17	246.33	175.52%	CORE annual contract
562.75 · Lien Filing & Recording Fees	0.00	4.33	-4.33	0.0%	
562.80 · Software License and Support	35.88	197.42	-161.54	18.17%	
562.85 · Bank Service Charges	0.00	291.83	-291.83	0.0%	
Total 562.00 · OFFICE SUPPLIES & OTHER EXPENSE	2,267.12	2,506.42	-239.30	90.45%	
563.00 · CONTRACTUAL SERVICES					
563.10 · Auditor	0.00	554.50	-554.50	0.0%	
563.20 · County Counsel	0.00	171.67	-171.67	0.0%	
563.40 · LAFCO	0.00	115.92	-115.92	0.0%	
563.50 · County of Lake Collection Svcs	0.00	107.33	-107.33	0.0%	
Total 563.00 · CONTRACTUAL SERVICES	0.00	949.42	-949.42	0.0%	
564.00 · PROPERTY INS.,INJURIES& DAMAGES					
564.10 · Liability Insurance	1,065.52	1,376.50	-310.98	77.41%	
Total 564.00 · PROPERTY INS.,INJURIES& DAMAGES	1,065.52	1,376.50	-310.98	77.41%	
565.00 · EMPLOYEES RETIREMENT & BENEFITS					
565.10 · PERS Medical	2,681.10	2,515.00	166.10	106.6%	
565.20 · PERS/ Pension/ Retirement	495.80	2,575.00	-2,079.20	19.25%	
565.30 · Payroll Taxes					
565.31 · FICA (Federal Ins.Contribution)	1,547.83	2,376.92	-829.09	65.12%	
565.32 · SUI (State Unemployment Ins)	17.98	180.83	-162.85	9.94%	
Total 565.30 · Payroll Taxes	1,565.81	2,557.75	-991.94	61.22%	
565.40 · Workers Comp Insurance	635.48	588.67	46.81	107.95%	
Total 565.00 · EMPLOYEES RETIREMENT & BENEFITS	5,378.19	8,236.42	-2,858.23	65.3%	
568.00 · MAINTENANCE - GENERAL PLANT					
568.10 · Supplies	137.42	128.75	8.67	106.73%	
Total 568.00 · MAINTENANCE - GENERAL PLANT	137.42	128.75	8.67	106.73%	
569.00 · OTHER					
569.10 · Employee Uniforms	0.00	25.75	-25.75	0.0%	
569.20 · Seminar/Training Registration	0.00	42.92	-42.92	0.0%	
569.30 · Training-lodging,meals& mileage	0.00	51.50	-51.50	0.0%	
569.40 · Mileage Expense	0.00	8.58	-8.58	0.0%	
569.45 · Outside Services	0.00	83.33	-83.33	0.0%	

Buckingham Park Water District
Profit & Loss Budget vs. Actual
April 2021

REVENUE LESS THAN 100%

VARIANCES/NOTES

EXPENSES GREATER THAN 125%

	Apr 21	Budget	\$ Over Budget	% of Budget	
Total 569.00 · OTHER	0.00	212.08	-212.08	0.0%	
Total ADMINISTRATIVE & GENERAL	19,545.22	25,211.48	-5,666.26	77.53%	
CUSTOMER ACCOUNTS					
551.00 · SUPERVISION,METER READING&OTHER					
551.10 · Wages	494.08	331.08	163.00	149.23%	Varies
Total 551.00 · SUPERVISION,METER READING&OTHER	494.08	331.08	163.00	149.23%	
Total CUSTOMER ACCOUNTS	494.08	331.08	163.00	149.23%	
PUMPING					
521.00 · SUPERVISION, LABOR & EXPENSE					
521.10 · Wages	0.00	22.08	-22.08	0.0%	
521.20 · PG&E / Electricity	1,393.69	1,502.08	-108.39	92.78%	
Total 521.00 · SUPERVISION, LABOR & EXPENSE	1,393.69	1,524.16	-130.47	91.44%	
522.00 · MAINTENANCE,STRUCTURES & IMPROV					
522.10 · Outside Services	64.14				
522.20 · Supplies	0.00	8.58	-8.58	0.0%	
Total 522.00 · MAINTENANCE,STRUCTURES & IMPROV	64.14	8.58	55.56	747.55%	
Total PUMPING	1,457.83	1,532.74	-74.91	95.11%	
SOURCE OF SUPPLY					
511.00 · SUPERVISION, LABOR & EXPENSES					
511.10 · Wages	0.00	22.08	-22.08	0.0%	
511.20 · PG&E / Electricity	508.81	515.00	-6.19	98.8%	
512.40 · Testing	239.00	458.33	-219.33	52.15%	
Total 511.00 · SUPERVISION, LABOR & EXPENSES	747.81	995.41	-247.60	75.13%	
512.00 · MAINTENANCE/STRUCTURES & IMPROV					
512.20 · Supplies	0.00	8.58	-8.58	0.0%	
Total 512.00 · MAINTENANCE/STRUCTURES & IMPROV	0.00	8.58	-8.58	0.0%	
Total SOURCE OF SUPPLY	747.81	1,003.99	-256.18	74.48%	
TRANSMISSION & DISTRIBUTION					
541.00 · SUPERVISION, LABOR & EXPENSES					
541.10 · Wages	2,624.08	1,578.23	1,045.85	166.27%	Varies
541.20 · PG&E / Electricity	236.96	429.17	-192.21	55.21%	
541.40 · Safety & Security	0.00	42.92	-42.92	0.0%	
541.50 · State Water Board Licensing	0.00	128.75	-128.75	0.0%	
541.60 · Mileage Expense	152.50	206.00	-53.50	74.03%	
541.70 · Testing	370.00	231.75	138.25	159.66%	OK

Buckingham Park Water District
Profit & Loss Budget vs. Actual
April 2021

REVENUE LESS THAN 100%

VARIANCES/NOTES

EXPENSES GREATER THAN 125%

	<u>Apr 21</u>	<u>Budget</u>	<u>\$ Over Budget</u>	<u>% of Budget</u>	
541.75 · Propane	0.00	17.17	-17.17	0.0%	
Total 541.00 · SUPERVISION, LABOR & EXPENSES	3,383.54	2,633.99	749.55	128.46%	
542.00 · MAINTENANCE,STRUCTURES & IMPROV					
542.50 · Maintenance Projects	1,019.52				
542.10 · Outside Services	0.00	42.92	-42.92	0.0%	
542.20 · Supplies	581.62	17.17	564.45	3,387.42%	Fittings for service line repairs
542.30 · Tools	0.00	154.50	-154.50	0.0%	
542.40 · Equipment Rental	0.00	25.75	-25.75	0.0%	
Total 542.00 · MAINTENANCE,STRUCTURES & IMPROV	1,601.14	240.34	1,360.80	666.2%	
Total TRANSMISSION & DISTRIBUTION	4,984.68	2,874.33	2,110.35	173.42%	
WATER TREATMENT					
531.00 · SUPERVISION, LABOR & EXPENSE					
531.10 · Wages	6,418.00	6,511.54	-93.54	98.56%	
531.15 · PG&E / Electricity	265.47	257.50	7.97	103.1%	
531.20 · Chemicals-PreChlor Sodium Hypo	143.87	394.83	-250.96	36.44%	
531.25 · Chemicals-PostChlor Sodium Hypo	182.65	171.67	10.98	106.4%	
531.30 · Chemicals - Coaglutent	504.70	858.33	-353.63	58.8%	
531.35 · Chemicals - Coagulent Aid	0.00	51.50	-51.50	0.0%	
531.40 · Testing - Lab	120.00	188.83	-68.83	63.55%	
531.45 · In Plant Test	28.65	171.67	-143.02	16.69%	
531.55 · State Water Board Licensing	0.00	128.75	-128.75	0.0%	
531.60 · CUPA Permit & other permits	0.00	111.58	-111.58	0.0%	
531.70 · Alarm	0.00	25.75	-25.75	0.0%	
531.75 · Propane	0.00	17.17	-17.17	0.0%	
Total 531.00 · SUPERVISION, LABOR & EXPENSE	7,663.34	8,889.12	-1,225.78	86.21%	
532.00 · MAINTENANCE,STRUCTURES & IMPROV					
532.10 · Outside Services	0.00	42.92	-42.92	0.0%	
532.20 · Supplies	0.00	128.75	-128.75	0.0%	
532.30 · Tools	0.00	51.50	-51.50	0.0%	
532.40 · Equipment Rental	0.00	85.83	-85.83	0.0%	
Total 532.00 · MAINTENANCE,STRUCTURES & IMPROV	0.00	309.00	-309.00	0.0%	
Total WATER TREATMENT	7,663.34	9,198.12	-1,534.78	83.31%	
Total Expense	34,892.96	40,151.74	-5,258.78	86.9%	
Net Ordinary Income	9,433.90	2,808.01	6,625.89	335.96%	
Other Income/Expense					

Buckingham Park Water District
Profit & Loss Budget vs. Actual
April 2021

REVENUE LESS THAN 100%

VARIANCES/NOTES

EXPENSES GREATER THAN 125%

	<u>Apr 21</u>	<u>Budget</u>	<u>\$ Over Budget</u>	<u>% of Budget</u>	
Other Income					
NON-OPERATING REVENUE					
492.00 · INTEREST REVENUE					
492.20 · Bank/Investment Interest Receiv	0.00	416.67	-416.67	0.0%	ok
Total 492.00 · INTEREST REVENUE	0.00	416.67	-416.67	0.0%	
498.00 · OTHER NON-OPERATING REVENUES					
498.10 · LATE FEES & PENALTIES					
Carrying Charges	465.00	0.00	465.00	100.0%	
Total 498.10 · LATE FEES & PENALTIES	465.00	0.00	465.00	100.0%	
498.20 · Application Processing Fee	450.00	0.00	450.00	100.0%	
498.30 · Returned Check Charge	70.00	0.00	70.00	100.0%	
498.45 · CIP Reserve	10,350.00	10,847.75	-497.75	95.41%	ok
Total 498.00 · OTHER NON-OPERATING REVENUES	11,335.00	10,847.75	487.25	104.49%	
Total NON-OPERATING REVENUE	11,335.00	11,264.42	70.58	100.63%	
Total Other Income	11,335.00	11,264.42	70.58	100.63%	
Other Expense					
590.00 · CAPITAL EXPENSES & MAJOR MAINT					
590.10 · SMALL CAPITAL PROJECTS	115.00				
Total 590.00 · CAPITAL EXPENSES & MAJOR MAINT	115.00				
Total Other Expense	115.00				
Net Other Income	11,220.00	11,264.42	-44.42	99.61%	
Net Income	20,653.90	14,072.43	6,581.47	146.77%	

3:22 PM

05/18/21

Accrual Basis

Buckingham Park Water District
Transaction Detail By Account
April 2021

<u>Type</u>	<u>Date</u>	<u>Num</u>	<u>Name</u>	<u>Memo</u>	<u>Amount</u>
411.00 · WATER SALES					
411.20 · Commercial					
General Journal	04/30/2021	46995	Water Sales	April 2021	85.61
Total 411.20 · Commercial					85.61
Total 411.00 · WATER SALES					85.61
TOTAL					85.61

3:22 PM

05/18/21

Accrual Basis

Buckingham Park Water District
Transaction Detail By Account
April 2021

Type	Date	Num	Name	Memo	Amount
421.00 · WATER SERVICES					
421.50 · Other					
421.51 · Residential Base Rate					
General Journal	04/30/2021	46995	Water Sales	April 2021	32,000.50
Total 421.51 · Residential Base Rate					32,000.50
Total 421.50 · Other					32,000.50
Total 421.00 · WATER SERVICES					32,000.50
TOTAL					32,000.50

3:23 PM
 05/18/21
 Accrual Basis

**Buckingham Park Water District
 Transaction Detail By Account
 April 2021**

Type	Date	Num	Name	Memo	Amount
421.00 · WATER SERVICES					
421.50 · Other					
421.52 · Business Base Rate					
General Journal	04/30/2021	46995	Water Sales	April 2021	287.00
Total 421.52 · Business Base Rate					<u>287.00</u>
Total 421.50 · Other					<u>287.00</u>
Total 421.00 · WATER SERVICES					<u>287.00</u>
TOTAL					<u><u>287.00</u></u>

Buckingham Park Water District
Transaction Detail By Account
 April 2021

3:23 PM

05/18/21

Accrual Basis

Type	Date	Num	Name	Memo	Amount
ADMINISTRATIVE & GENERAL					
561.00 · Salaries					
561.20 · Paid Time Off					
Paycheck	04/16/2021	2559	Ahimsah O Wonder...		67.20
Paycheck	04/16/2021	2561	Lori A Gonzalez		170.16
Paycheck	04/16/2021	2562	William A Rae	VOID:	0.00
Paycheck	04/16/2021	2563	William A Rae	VOID:	0.00
Paycheck	04/16/2021	2564	William A Rae		57.61
Paycheck	04/30/2021	2585	Ahimsah O Wonder...		268.80
Paycheck	04/30/2021	2587	Lori A Gonzalez		319.05
Paycheck	04/30/2021	2589	William A Rae		502.80
Total 561.20 · Paid Time Off					1,385.62
Total 561.00 · Salaries					1,385.62
Total ADMINISTRATIVE & GENERAL					1,385.62
TOTAL					1,385.62

3:24 PM

05/18/21

Accrual Basis

Buckingham Park Water District
Transaction Detail By Account
 April 2021

Type	Date	Num	Name	Memo	Amount
ADMINISTRATIVE & GENERAL					
562.00 · OFFICE SUPPLIES & OTHER EXPENSE					
562.60 · Copy Equipment & Supplies					
Bill	04/12/2021	298615	Scott Technology Gr...	Final Lease Payment & Base rate charge for 4/13/21 - 5/12/21	848.34
Total 562.60 · Copy Equipment & Supplies					848.34
Total 562.00 · OFFICE SUPPLIES & OTHER EXPENSE					848.34
Total ADMINISTRATIVE & GENERAL					848.34
TOTAL					848.34

3:25 PM

05/18/21

Accrual Basis

Buckingham Park Water District
Transaction Detail By Account
 April 2021

Type	Date	Num	Name	Memo	Amount
ADMINISTRATIVE & GENERAL					
562.00 · OFFICE SUPPLIES & OTHER EXPENSE					
562.65 · Office Equipment					
Bill	04/05/2021	Cal C...	US Bank	Battery Back up	101.88
Total 562.65 · Office Equipment					101.88
Total 562.00 · OFFICE SUPPLIES & OTHER EXPENSE					101.88
Total ADMINISTRATIVE & GENERAL					101.88
TOTAL					101.88

3:25 PM

05/18/21

Accrual Basis

Buckingham Park Water District
Transaction Detail By Account
 April 2021

Type	Date	Num	Name	Memo	Amount
ADMINISTRATIVE & GENERAL					
562.00 · OFFICE SUPPLIES & OTHER EXPENSE					
562.70 · Dues,Subscriptions, Memberships					
Bill	04/13/2021	02910	American Water Wo...	Alan Mitchell backflow cert.	100.00
Bill	04/19/2021	13200	CORE Utilities	Yearly Contract 05/19/21 - 05/19/22	472.50
Total 562.70 · Dues,Subscriptions, Memberships					572.50
Total 562.00 · OFFICE SUPPLIES & OTHER EXPENSE					572.50
Total ADMINISTRATIVE & GENERAL					572.50
TOTAL					572.50

3:26 PM
 05/18/21
 Accrual Basis

**Buckingham Park Water District
 Transaction Detail By Account
 April 2021**

Type	Date	Num	Name	Memo	Amount
CUSTOMER ACCOUNTS					
551.00 · SUPERVISION,METER READING&OTHER					
551.10 · Wages					
Paycheck	04/16/2021	2560	Alan Mitchell		326.48
Paycheck	04/16/2021	2562	William A Rae	VOID:	0.00
Paycheck	04/16/2021	2563	William A Rae	VOID:	0.00
Paycheck	04/16/2021	2564	William A Rae		167.60
Total 551.10 · Wages					494.08
Total 551.00 · SUPERVISION,METER READING&OTHER					494.08
Total CUSTOMER ACCOUNTS					494.08
TOTAL					494.08

3:26 PM

Buckingham Park Water District
Transaction Detail By Account
 April 2021

05/18/21

Accrual Basis

Type	Date	Num	Name	Memo	Amount
TRANSMISSION & DISTRIBUTION					
541.00 · SUPERVISION, LABOR & EXPENSES					
541.10 · Wages					
Paycheck	04/16/2021	2560	Alan Mitchell		846.81
Paycheck	04/16/2021	2562	William A Rae	VOID:	0.00
Paycheck	04/16/2021	2563	William A Rae	VOID:	0.00
Paycheck	04/16/2021	2564	William A Rae		916.56
Paycheck	04/30/2021	2586	Alan Mitchell		326.48
Paycheck	04/30/2021	2589	William A Rae		534.23
Total 541.10 · Wages					2,624.08
Total 541.00 · SUPERVISION, LABOR & EXPENSES					2,624.08
Total TRANSMISSION & DISTRIBUTION					2,624.08
TOTAL					2,624.08

3:27 PM
 05/18/21
 Accrual Basis

Buckingham Park Water District
Transaction Detail By Account
 April 2021

Type	Date	Num	Name	Memo	Amount	Balance
TRANSMISSION & DISTRIBUTION						
541.00 · SUPERVISION, LABOR & EXPENSES						
541.70 · Testing						
Bill	04/13/2021	10431...	Alpha Analytical Lab...		35.00	*
Bill	04/19/2021	10440...	Alpha Analytical Lab...		300.00	*
Bill	04/27/2021	10451...	Alpha Analytical Lab...	3378 Westlake Court	35.00	*
Total 541.70 · Testing					370.00	*
Total 541.00 · SUPERVISION, LABOR & EXPENSES					370.00	*
Total TRANSMISSION & DISTRIBUTION					370.00	*
TOTAL					370.00	*

Buckingham Park Water District
Transaction Detail By Account
April 2021

3:27 PM

05/18/21

Accrual Basis

Type	Date	Num	Name	Memo	Amount
TRANSMISSION & DISTRIBUTION					
542.00 · MAINTENANCE,STRUCTURES & IMPROV					
542.20 · Supplies					
Bill	04/02/2021	02674...	Pace Supply	PO #2347	171.93
Bill	04/05/2021	02675...	Pace Supply		409.69
Total 542.20 · Supplies					581.62
Total 542.00 · MAINTENANCE,STRUCTURES & IMPROV					581.62
Total TRANSMISSION & DISTRIBUTION					581.62
TOTAL					581.62

3:28 PM

05/18/21

Accrual Basis

Buckingham Park Water District
Transaction Detail By Account
April 2021

Type	Date	Num	Name	Memo	Amount
NON-OPERATING REVENUE					
498.00 · OTHER NON-OPERATING REVENUES					
498.45 · CIP Reserve					
General Journal	04/30/2021	46995	Water Sales	April 2021	10,350.00
Total 498.45 · CIP Reserve					10,350.00
Total 498.00 · OTHER NON-OPERATING REVENUES					10,350.00
Total NON-OPERATING REVENUE					10,350.00
TOTAL					10,350.00

9:37 AM
05/05/21
Accrual Basis

Buckingham Park Water District

Profit & Loss Budget vs. Actual
July 2020 through April 2021

	Jul '20 - Apr...	Budget	\$ Over Bud...	% of Budget
Ordinary Income/Expense				
Income				
411.00 · WATER SALES				
411.10 · Residential	178,739.76	128,385.00	50,354.76	139.2%
411.20 · Commercial	1,087.85	5,000.00	-3,912.15	21.8%
411.00 · WATER SALES - Other	-475.15	0.00	-475.15	100.0%
Total 411.00 · WATER SALES	179,352.46	133,385.00	45,967.46	134.5%
421.00 · WATER SERVICES				
421.30 · Standby or Availability Charges	6,360.00	6,270.00	90.00	101.4%
421.50 · Other				
421.51 · Residential Base Rate	323,664.25	333,601.70	-9,937.45	97.0%
421.52 · Business Base Rate	2,870.00	4,455.80	-1,585.80	64.4%
421.53 · Meter Installation	1,300.00			
421.54 · Capacity Connection Fees	9,000.00			
Total 421.50 · Other	336,834.25	338,057.50	-1,223.25	99.6%
Total 421.00 · WATER SERVICES	343,194.25	344,327.50	-1,133.25	99.7%
Total Income	522,546.71	477,712.50	44,834.21	109.4%
Gross Profit	522,546.71	477,712.50	44,834.21	109.4%
Expense				
ADMINISTRATIVE & GENERAL				
561.00 · Salaries				
561.10 · Wages	87,519.30	93,300.34	-5,781.04	93.8%
561.20 · Paid Time Off	11,720.33	11,844.46	-124.13	99.0%
561.25 · Sick Pay	2,611.68	6,885.12	-4,273.44	37.9%
561.30 · Holiday Pay	8,567.52	7,511.20	1,056.32	114.1%
561.35 · Bereavement	340.32	1,565.00	-1,224.68	21.7%
561.40 · Admin & General O.T. Wages	3,065.79	4,601.40	-1,535.61	66.6%
561.45 · Standby Stipend	9,240.00	9,120.00	120.00	101.3%
561.50 · Call Back Pay	1,635.56	1,567.94	67.62	104.3%
Total 561.00 · Salaries	124,700.50	136,395.46	-11,694.96	91.4%
562.00 · OFFICE SUPPLIES & OTHER EXPENSE				
562.10 · PG&E/Utilities	2,405.58	1,716.70	688.88	140.1%
562.15 · Telephone	1,477.55	2,000.00	-522.45	73.9%
562.20 · Internet	1,299.50	1,339.20	-39.70	97.0%
562.25 · Cell Phone	717.46	1,115.80	-398.34	64.3%
562.30 · Pest Control	808.53	858.30	-49.77	94.2%
562.40 · Garbage	308.51	429.20	-120.69	71.9%
562.45 · Alarm	288.00	343.30	-55.30	83.9%
562.50 · Postage	3,138.70	2,575.00	563.70	121.9%
562.55 · Office Supplies	2,265.20	2,575.00	-309.80	88.0%
562.60 · Copy Equipment & Supplies	4,697.62	3,742.50	955.12	125.5%
562.65 · Office Equipment	191.94	171.70	20.24	111.8%
562.70 · Dues, Subscriptions, Memberships	6,125.50	3,261.70	2,863.80	187.8%
562.75 · Lien Filing & Recording Fees	51.00	43.30	7.70	117.8%
562.80 · Software License and Support	1,649.39	1,974.20	-324.81	83.5%
562.85 · Bank Service Charges	2,695.76	2,918.30	-222.54	92.4%
562.00 · OFFICE SUPPLIES & OTHER EXPENSE - Other	218.60	0.00	218.60	100.0%
Total 562.00 · OFFICE SUPPLIES & OTHER EXPENSE	28,338.84	25,064.20	3,274.64	113.1%
563.00 · CONTRACTUAL SERVICES				
563.10 · Auditor	0.00	5,545.00	-5,545.00	0.0%
563.20 · County Counsel	0.00	1,716.70	-1,716.70	0.0%
563.40 · LAFCO	0.00	1,159.20	-1,159.20	0.0%
563.50 · County of Lake Collection Svcs	0.00	1,073.30	-1,073.30	0.0%
Total 563.00 · CONTRACTUAL SERVICES	0.00	9,494.20	-9,494.20	0.0%
564.00 · PROPERTY INS., INJURIES & DAMAGES				
564.10 · Liability Insurance	10,655.20	13,765.00	-3,109.80	77.4%

9:37 AM
05/05/21
Accrual Basis

Buckingham Park Water District

Profit & Loss Budget vs. Actual
July 2020 through April 2021

	Jul '20 - Apr...	Budget	\$ Over Bud...	% of Budget
Total 564.00 · PROPERTY INS.,INJURIES& DAMAGES	10,655.20	13,765.00	-3,109.80	77.4%
565.00 · EMPLOYEES RETIREMENT & BENEFITS				
565.10 · PERS Medical	26,435.81	25,150.00	1,285.81	105.1%
565.20 · PERS/ Pension/ Retirement	5,499.53	25,750.00	-20,250.47	21.4%
565.30 · Payroll Taxes				
565.31 · FICA (Federal Ins.Contribution)	17,041.32	26,146.12	-9,104.80	65.2%
565.32 · SUI (State Unemployment Ins)	2,382.66	1,808.30	574.36	131.8%
565.30 · Payroll Taxes - Other	330.40	0.00	330.40	100.0%
Total 565.30 · Payroll Taxes	19,754.38	27,954.42	-8,200.04	70.7%
565.40 · Workers Comp Insurance	7,402.77	5,886.70	1,516.07	125.8%
Total 565.00 · EMPLOYEES RETIREMENT & BENEFITS	59,092.49	84,741.12	-25,648.63	69.7%
568.00 · MAINTENANCE - GENERAL PLANT				
568.10 · Supplies	1,365.34	1,287.50	77.84	106.0%
Total 568.00 · MAINTENANCE - GENERAL PLANT	1,365.34	1,287.50	77.84	106.0%
569.00 · OTHER				
569.10 · Employee Uniforms	479.22	257.50	221.72	186.1%
569.20 · Seminar/Training Registration	423.12	429.18	-6.06	98.6%
569.30 · Training-lodging,meals& mileage	60.00	515.00	-455.00	11.7%
569.40 · Mileage Expense	74.98	85.80	-10.82	87.4%
569.45 · Outside Services	1,415.79	833.30	582.49	169.9%
Total 569.00 · OTHER	2,453.11	2,120.78	332.33	115.7%
Total ADMINISTRATIVE & GENERAL	226,605.48	272,868.26	-46,262.78	83.0%
CUSTOMER ACCOUNTS				
551.00 · SUPERVISION,METER READING&OTHER				
551.10 · Wages	4,369.80	3,641.88	727.92	120.0%
Total 551.00 · SUPERVISION,METER READING&OTHER	4,369.80	3,641.88	727.92	120.0%
Total CUSTOMER ACCOUNTS	4,369.80	3,641.88	727.92	120.0%
PUMPING				
521.00 · SUPERVISION, LABOR & EXPENSE				
521.10 · Wages	61.22	242.88	-181.66	25.2%
521.20 · PG&E / Electricity	17,456.51	15,020.80	2,435.71	116.2%
Total 521.00 · SUPERVISION, LABOR & EXPENSE	17,517.73	15,263.68	2,254.05	114.8%
522.00 · MAINTENANCE,STRUCTURES & IMPROV				
522.10 · Outside Services	2,469.24			
522.20 · Supplies	38.93	85.80	-46.87	45.4%
Total 522.00 · MAINTENANCE,STRUCTURES & IMPROV	2,508.17	85.80	2,422.37	2,923.3%
Total PUMPING	20,025.90	15,349.48	4,676.42	130.5%
SOURCE OF SUPPLY				
511.00 · SUPERVISION, LABOR & EXPENSES				
511.10 · Wages	0.00	242.88	-242.88	0.0%
511.20 · PG&E / Electricity	6,641.05	5,150.00	1,491.05	129.0%
512.40 · Testing	3,464.00	4,583.30	-1,119.30	75.6%
Total 511.00 · SUPERVISION, LABOR & EXPENSES	10,105.05	9,976.18	128.87	101.3%
512.00 · MAINTENANCE/STRUCTURES & IMPROV				
512.20 · Supplies	78.25	85.80	-7.55	91.2%
Total 512.00 · MAINTENANCE/STRUCTURES & IMPROV	78.25	85.80	-7.55	91.2%
Total SOURCE OF SUPPLY	10,183.30	10,061.98	121.32	101.2%
TRANSMISSION & DISTRIBUTION				
541.00 · SUPERVISION, LABOR & EXPENSES				

9:37 AM
05/05/21
Accrual Basis

Buckingham Park Water District

Profit & Loss Budget vs. Actual
July 2020 through April 2021

	Jul '20 - Apr...	Budget	\$ Over Bud...	% of Budget
541.10 · Wages	26,832.25	17,360.54	9,471.71	154.6%
541.20 · PG&E / Electricity	2,297.60	4,291.70	-1,994.10	53.5%
541.40 · Safety & Security	1,189.43	429.20	760.23	277.1%
541.50 · State Water Board Licensing	1,508.10	1,287.50	220.60	117.1%
541.60 · Mileage Expense	1,409.66	2,060.00	-650.34	68.4%
541.70 · Testing	2,746.13	2,317.50	428.63	118.5%
541.75 · Propane	-1,539.88	171.70	-1,711.58	-896.8%
Total 541.00 · SUPERVISION, LABOR & EXPENSES	34,443.29	27,918.14	6,525.15	123.4%
542.00 · MAINTENANCE,STRUCTURES & IMPROV				
542.50 · Maintenance Projects	11,843.28	0.00	11,843.28	100.0%
542.10 · Outside Services	3,248.96	429.20	2,819.76	757.0%
542.20 · Supplies	5,843.87	171.70	5,672.17	3,403.5%
542.30 · Tools	1,073.29	1,545.00	-471.71	69.5%
542.40 · Equipment Rental	908.44	257.50	650.94	352.8%
542.00 · MAINTENANCE,STRUCTURES & IMPROV - Other	1,075.00			
Total 542.00 · MAINTENANCE,STRUCTURES & IMPROV	23,992.84	2,403.40	21,589.44	998.3%
Total TRANSMISSION & DISTRIBUTION	58,436.13	30,321.54	28,114.59	192.7%
WATER TREATMENT				
531.00 · SUPERVISION, LABOR & EXPENSE				
531.10 · Wages	66,739.95	71,626.94	-4,886.99	93.2%
531.15 · PG&E / Electricity	3,325.07	2,575.00	750.07	129.1%
531.20 · Chemicals-PreChlor Sodium Hypo	2,370.40	3,948.30	-1,577.90	60.0%
531.25 · Chemicals-PostChlor Sodium Hypo	2,705.84	1,716.70	989.14	157.6%
531.30 · Chemicals - Coagulent	7,106.53	8,583.30	-1,476.77	82.8%
531.35 · Chemicals - Coagulent Aid	271.42	515.00	-243.58	52.7%
531.40 · Testing - Lab	2,710.00	1,888.30	821.70	143.5%
531.45 · In Plant Test	1,876.41	1,716.70	159.71	109.3%
531.55 · State Water Board Licensing	1,598.10	1,287.50	310.60	124.1%
531.60 · CUPA Permit & other permits	1,912.00	1,115.80	796.20	171.4%
531.70 · Alarm	309.50	257.50	52.00	120.2%
531.75 · Propane	0.00	171.70	-171.70	0.0%
Total 531.00 · SUPERVISION, LABOR & EXPENSE	90,925.22	95,402.74	-4,477.52	95.3%
532.00 · MAINTENANCE,STRUCTURES & IMPROV				
532.10 · Outside Services	403.77	429.20	-25.43	94.1%
532.20 · Supplies	1,714.18	1,287.50	426.68	133.1%
532.30 · Tools	430.57	515.00	-84.43	83.6%
532.40 · Equipment Rental	2,150.00	858.30	1,291.70	250.5%
Total 532.00 · MAINTENANCE,STRUCTURES & IMPROV	4,698.52	3,090.00	1,608.52	152.1%
Total WATER TREATMENT	95,623.74	98,492.74	-2,869.00	97.1%
Total Expense	415,244.35	430,735.88	-15,491.53	96.4%
Net Ordinary Income	107,302.36	46,976.62	60,325.74	228.4%
Other Income/Expense				
Other Income				
NON-OPERATING REVENUE				
492.00 · INTEREST REVENUE				
492.20 · Bank/Investment Interest Receiv	6,257.60	4,166.70	2,090.90	150.2%
492.00 · INTEREST REVENUE - Other	20.57	0.00	20.57	100.0%
Total 492.00 · INTEREST REVENUE	6,278.17	4,166.70	2,111.47	150.7%
498.00 · OTHER NON-OPERATING REVENUES				
498.10 · LATE FEES & PENALTIES				
10 Day Notice (\$3.00)	3.00			
Carrying Charges	2,835.00	0.00	2,835.00	100.0%
Standby Late Penalty	16.83	0.00	16.83	100.0%
Total 498.10 · LATE FEES & PENALTIES	2,854.83	0.00	2,854.83	100.0%

9:37 AM
05/05/21
Accrual Basis

Buckingham Park Water District

Profit & Loss Budget vs. Actual
July 2020 through April 2021

	Jul '20 - Apr...	Budget	\$ Over Bud...	% of Budget
498.15 · Resumption of Service Fee	500.00	0.00	500.00	100.0%
498.20 · Application Processing Fee	7,050.00	0.00	7,050.00	100.0%
498.25 · Liens	1,200.00	0.00	1,200.00	100.0%
498.30 · Returned Check Charge	140.00	0.00	140.00	100.0%
498.35 · Certified/Registered Mail Fee	35.00	0.00	35.00	100.0%
498.45 · CIP Reserve	104,673.00	108,477.50	-3,804.50	96.5%
498.50 · Copy Charges	-10.00			
Total 498.00 · OTHER NON-OPERATING REVENUES	116,442.83	108,477.50	7,965.33	107.3%
Total NON-OPERATING REVENUE	122,721.00	112,644.20	10,076.80	108.9%
Total Other Income	122,721.00	112,644.20	10,076.80	108.9%
Other Expense				
NON OPERATING EXPENSES				
594.00 · OTHER NON-OPERATING EXPENSES	3,300.00	0.00	3,300.00	100.0%
Total NON OPERATING EXPENSES	3,300.00	0.00	3,300.00	100.0%
590.00 · CAPITAL EXPENSES & MAJOR MAINT				
590.10 · SMALL CAPITAL PROJECTS	1,150.00	0.00	1,150.00	100.0%
590.00 · CAPITAL EXPENSES & MAJOR MAINT - Other	-170.00			
Total 590.00 · CAPITAL EXPENSES & MAJOR MAINT	980.00	0.00	980.00	100.0%
Total Other Expense	4,280.00	0.00	4,280.00	100.0%
Net Other Income	118,441.00	112,644.20	5,796.80	105.1%
Net Income	225,743.36	159,620.82	66,122.54	141.4%

Buckingham Park Water District
Profit & Loss Budget vs. Actual
July 2020 through April 2021

REVENUE LESS THAN 100%

EXPENSES GREATER THAN 125%

VARIANCES/NOTES

Ordinary Income/Expense

Income

411.00 · WATER SALES

411.10 · Residential

178,739.76 128,385.00 50,354.76 139.22%

411.20 · Commercial

1,087.85 5,000.00 -3,912.15 21.76%

411.00 · WATER SALES - Other

-475.15 0.00 -475.15 100.0%

Total 411.00 · WATER SALES

179,352.46 133,385.00 45,967.46 134.46%

421.00 · WATER SERVICES

421.30 · Standby or Availability Charges

6,360.00 6,270.00 90.00 101.44%

421.50 · Other

421.51 · Residential Base Rate

323,664.25 333,601.70 -9,937.45 97.02%

421.52 · Business Base Rate

2,870.00 4,455.80 -1,585.80 64.41%

421.53 · Meter Installation

1,300.00

421.54 · Capacity Connection Fees

9,000.00

Total 421.50 · Other

336,834.25 338,057.50 -1,223.25 99.64%

Total 421.00 · WATER SERVICES

343,194.25 344,327.50 -1,133.25 99.67%

Total Income

522,546.71 477,712.50 44,834.21 109.39%

Gross Profit

522,546.71 477,712.50 44,834.21 109.39%

Expense

ADMINISTRATIVE & GENERAL

561.00 · Salaries

561.10 · Wages

87,519.30 93,300.34 -5,781.04 93.8%

561.20 · Paid Time Off

11,720.33 11,844.46 -124.13 98.95%

561.25 · Sick Pay

2,611.68 6,885.12 -4,273.44 37.93%

561.30 · Holiday Pay

8,567.52 7,511.20 1,056.32 114.06%

561.35 · Bereavement

340.32 1,565.00 -1,224.68 21.75%

561.40 · Admin & General O.T. Wages

3,065.79 4,601.40 -1,535.61 66.63%

561.45 · Standby Stipend

9,240.00 9,120.00 120.00 101.32%

561.50 · Call Back Pay

1,635.56 1,567.94 67.62 104.31%

Total 561.00 · Salaries

124,700.50 136,395.46 -11,694.96 91.43%

562.00 · OFFICE SUPPLIES & OTHER EXPENSE

562.10 · PG&E/Utilities

2,405.58 1,716.70 688.88 140.13%

562.15 · Telephone

1,477.55 2,000.00 -522.45 73.88%

562.20 · Internet

1,299.50 1,339.20 -39.70 97.04%

562.25 · Cell Phone

717.46 1,115.80 -398.34 64.3%

562.30 · Pest Control

808.53 858.30 -49.77 94.2%

562.40 · Garbage

308.51 429.20 -120.69 71.88%

562.45 · Alarm

288.00 343.30 -55.30 83.89%

562.50 · Postage

3,138.70 2,575.00 563.70 121.89%

562.55 · Office Supplies

2,265.20 2,575.00 -309.80 87.97%

562.60 · Copy Equipment & Supplies

4,697.62 3,742.50 955.12 125.52%

562.65 · Office Equipment

191.94 171.70 20.24 111.79%

562.70 · Dues, Subscriptions, Memberships

6,125.50 3,261.70 2,863.80 187.8%

Buckingham Park Water District
Profit & Loss Budget vs. Actual
July 2020 through April 2021

REVENUE LESS THAN 100%

VARIANCES/NOTES

EXPENSES GREATER THAN 125%

	Jul '20 - Apr 21	Budget	\$ Over Budget	% of Budget	
562.75 · Lien Filing & Recording Fees	51.00	43.30	7.70	117.78%	
562.80 · Software License and Support	1,649.39	1,974.20	-324.81	83.55%	
562.85 · Bank Service Charges	2,695.76	2,918.30	-222.54	92.37%	
562.00 · OFFICE SUPPLIES & OTHER EXPENSE - Other	218.60	0.00	218.60	100.00%	
Total 562.00 · OFFICE SUPPLIES & OTHER EXPENSE	28,338.84	25,064.20	3,274.64	113.07%	
563.00 · CONTRACTUAL SERVICES					
563.10 · Auditor	0.00	5,545.00	-5,545.00	0.00%	
563.20 · County Counsel	0.00	1,716.70	-1,716.70	0.00%	
563.40 · LAFCO	0.00	1,159.20	-1,159.20	0.00%	
563.50 · County of Lake Collection Svcs	0.00	1,073.30	-1,073.30	0.00%	
Total 563.00 · CONTRACTUAL SERVICES	0.00	9,494.20	-9,494.20	0.00%	
564.00 · PROPERTY INS.,INJURIES& DAMAGES					
564.10 · Liability Insurance	10,655.20	13,765.00	-3,109.80	77.41%	
Total 564.00 · PROPERTY INS.,INJURIES& DAMAGES	10,655.20	13,765.00	-3,109.80	77.41%	
565.00 · EMPLOYEES RETIREMENT & BENEFITS					
565.10 · PERS Medical	26,435.81	25,150.00	1,285.81	105.11%	
565.20 · PERS/ Pension/ Retirement	5,499.53	25,750.00	-20,250.47	21.36%	
565.30 · Payroll Taxes					
565.31 · FICA (Federal Ins.Contribution)	17,041.32	26,146.12	-9,104.80	65.18%	
565.32 · SUI (State Unemployment Ins)	2,382.66	1,808.30	574.36	131.76%	OK
565.30 · Payroll Taxes - Other	330.40	0.00	330.40	100.00%	
Total 565.30 · Payroll Taxes	19,754.38	27,954.42	-8,200.04	70.67%	
565.40 · Workers Comp Insurance	7,402.77	5,886.70	1,516.07	125.75%	Annual Adjustment
Total 565.00 · EMPLOYEES RETIREMENT & BENEFITS	59,092.49	84,741.12	-25,648.63	69.73%	
568.00 · MAINTENANCE - GENERAL PLANT					
568.10 · Supplies	1,365.34	1,287.50	77.84	106.05%	
Total 568.00 · MAINTENANCE - GENERAL PLANT	1,365.34	1,287.50	77.84	106.05%	
569.00 · OTHER					
569.10 · Employee Uniforms	479.22	257.50	221.72	186.11%	Employes Shirts
569.20 · Seminar/Training Registration	423.12	429.18	-6.06	98.59%	
569.30 · Training-lodging,meals& mileage	60.00	515.00	-455.00	11.65%	
569.40 · Mileage Expense	74.98	85.80	-10.82	87.39%	
569.45 · Outside Services	1,415.79	833.30	582.49	169.9%	Heat Pump/ Slurry for road repairs
Total 569.00 · OTHER	2,453.11	2,120.78	332.33	115.67%	
Total ADMINISTRATIVE & GENERAL	226,605.48	272,868.26	-46,262.78	83.05%	
CUSTOMER ACCOUNTS					
551.00 · SUPERVISION,METER READING&OTHER					
551.10 · Wages	4,369.80	3,641.88	727.92	119.99%	
Total 551.00 · SUPERVISION,METER READING&OTHER	4,369.80	3,641.88	727.92	119.99%	
Total CUSTOMER ACCOUNTS	4,369.80	3,641.88	727.92	119.99%	
PUMPING					
521.00 · SUPERVISION, LABOR & EXPENSE					
521.10 · Wages	61.22	242.88	-181.66	25.21%	

Buckingham Park Water District
Profit & Loss Budget vs. Actual
July 2020 through April 2021

REVENUE LESS THAN 100%

EXPENSES GREATER THAN 125%

VARIANCES/NOTES

	Jul '20 - Apr 21	Budget	\$ Over Budget	% of Budget	
521.20 · PG&E / Electricity	17,456.51	15,020.80	2,435.71	116.22%	
Total 521.00 · SUPERVISION, LABOR & EXPENSE	17,517.73	15,263.68	2,254.05	114.77%	
522.00 · MAINTENANCE,STRUCTURES & IMPROV					
522.10 · Outside Services	2,469.24				
522.20 · Supplies	38.93	85.80	-46.87	45.37%	
Total 522.00 · MAINTENANCE,STRUCTURES & IMPROV	2,508.17	85.80	2,422.37	2,923.28%	
Total PUMPING	20,025.90	15,349.48	4,676.42	130.47%	
SOURCE OF SUPPLY					
511.00 · SUPERVISION, LABOR & EXPENSES					
511.10 · Wages	0.00	242.88	-242.88	0.0%	
511.20 · PG&E / Electricity	6,641.05	5,150.00	1,491.05	128.95%	Varies
512.40 · Testing	3,464.00	4,583.30	-1,119.30	75.58%	
Total 511.00 · SUPERVISION, LABOR & EXPENSES	10,105.05	9,976.18	128.87	101.29%	
512.00 · MAINTENANCE/STRUCTURES & IMPROV					
512.20 · Supplies	78.25	85.80	-7.55	91.2%	
Total 512.00 · MAINTENANCE/STRUCTURES & IMPROV	78.25	85.80	-7.55	91.2%	
Total SOURCE OF SUPPLY	10,183.30	10,061.98	121.32	101.21%	
TRANSMISSION & DISTRIBUTION					
541.00 · SUPERVISION, LABOR & EXPENSES					
541.10 · Wages	26,832.25	17,360.54	9,471.71	154.56%	Varies
541.20 · PG&E / Electricity	2,297.60	4,291.70	-1,994.10	53.54%	
541.40 · Safety & Security	1,189.43	429.20	760.23	277.13%	Security cameras/ Flagger course
541.50 · State Water Board Licensing	1,508.10	1,287.50	220.60	117.13%	
541.60 · Mileage Expense	1,409.66	2,060.00	-650.34	68.43%	
541.70 · Testing	2,746.13	2,317.50	428.63	118.5%	
541.75 · Propane	-1,539.88	171.70	-1,711.58	-896.84%	
Total 541.00 · SUPERVISION, LABOR & EXPENSES	34,443.29	27,918.14	6,525.15	123.37%	
542.00 · MAINTENANCE,STRUCTURES & IMPROV					
542.50 · Maintenance Projects	11,843.28	0.00	11,843.28	100.0%	Leak repairs x 6 / service line parts/ encroachment permits
542.10 · Outside Services	3,248.96	429.20	2,819.76	756.98%	Main line repair / Drying bed cleanout
542.20 · Supplies	5,843.87	171.70	5,672.17	3,403.54%	excessive Service line leaks
542.30 · Tools	1,073.29	1,545.00	-471.71	69.47%	
542.40 · Equipment Rental	908.44	257.50	650.94	352.79%	service line repairs
542.00 · MAINTENANCE,STRUCTURES & IMPROV - Other	1,075.00				
Total 542.00 · MAINTENANCE,STRUCTURES & IMPROV	23,992.84	2,403.40	21,589.44	998.29%	
Total TRANSMISSION & DISTRIBUTION	58,436.13	30,321.54	28,114.59	192.72%	
WATER TREATMENT					
531.00 · SUPERVISION, LABOR & EXPENSE					
531.10 · Wages	66,739.95	71,626.94	-4,886.99	93.18%	
531.15 · PG&E / Electricity	3,325.07	2,575.00	750.07	129.13%	Varies
531.20 · Chemicals-PreChlor Sodium Hypo	2,370.40	3,948.30	-1,577.90	60.04%	
531.25 · Chemicals-PostChlor Sodium Hypo	2,705.84	1,716.70	989.14	157.62%	High Cl2 Demand over summer
531.30 · Chemicals - Coagulant	7,106.53	8,583.30	-1,476.77	82.8%	

Buckingham Park Water District
Profit & Loss Budget vs. Actual
July 2020 through April 2021

REVENUE LESS THAN 100%

EXPENSES GREATER THAN 125%

VARIANCES/NOTES

	Jul '20 - Apr 21	Budget	\$ Over Budget	% of Budget	
531.35 · Chemicals - Coagulant Aid	271.42	515.00	-243.58	52.7%	
531.40 · Testing - Lab	2,710.00	1,888.30	821.70	143.52%	Microcystin /tittle 22 finished water
531.45 · In Plant Test	1,876.41	1,716.70	159.71	109.3%	
531.55 · State Water Board Licensing	1,598.10	1,287.50	310.60	124.12%	
531.60 · CUPA Permit & other permits	1,912.00	1,115.80	796.20	171.36%	Encroachment Permit fees
531.70 · Alarm	309.50	257.50	52.00	120.19%	
531.75 · Propane	0.00	171.70	-171.70	0.0%	
Total 531.00 · SUPERVISION, LABOR & EXPENSE	90,925.22	95,402.74	-4,477.52	95.31%	
532.00 · MAINTENANCE,STRUCTURES & IMPROV					
532.10 · Outside Services	403.77	429.20	-25.43	94.08%	
532.20 · Supplies	1,714.18	1,287.50	426.68	133.14%	Pirnter toner
532.30 · Tools	430.57	515.00	-84.43	83.61%	
532.40 · Equipment Rental	2,150.00	858.30	1,291.70	250.5%	Drying bed cleanout
Total 532.00 · MAINTENANCE,STRUCTURES & IMPROV	4,698.52	3,090.00	1,608.52	152.06%	
Total WATER TREATMENT	95,623.74	98,492.74	-2,869.00	97.09%	
Total Expense	415,244.35	430,735.88	-15,491.53	96.4%	
Net Ordinary Income	107,302.36	46,976.62	60,325.74	228.42%	
Other Income/Expense					
Other Income					
NON-OPERATING REVENUE					
492.00 · INTEREST REVENUE					
492.20 · Bank/Investment Interest Receiv	6,257.60	4,166.70	2,090.90	150.18%	
492.00 · INTEREST REVENUE - Other	20.57	0.00	20.57	100.0%	
Total 492.00 · INTEREST REVENUE	6,278.17	4,166.70	2,111.47	150.68%	
498.00 · OTHER NON-OPERATING REVENUES					
498.10 · LATE FEES & PENALTIES					
10 Day Notice (\$3.00)	3.00				
Carrying Charges	2,835.00	0.00	2,835.00	100.0%	
Standby Late Penalty	16.83	0.00	16.83	100.0%	
Total 498.10 · LATE FEES & PENALTIES	2,854.83	0.00	2,854.83	100.0%	
498.15 · Resumption of Service Fee	500.00	0.00	500.00	100.0%	
498.20 · Application Processing Fee	7,050.00	0.00	7,050.00	100.0%	
498.25 · Liens	1,200.00	0.00	1,200.00	100.0%	
498.30 · Returned Check Charge	140.00	0.00	140.00	100.0%	
498.35 · Certified/Registered Mail Fee	35.00	0.00	35.00	100.0%	
498.45 · CIP Reserve	104,673.00	108,477.50	-3,804.50	96.49%	OK
498.50 · Copy Charges	-10.00				
Total 498.00 · OTHER NON-OPERATING REVENUES	116,442.83	108,477.50	7,965.33	107.34%	
Total NON-OPERATING REVENUE	122,721.00	112,644.20	10,076.80	108.95%	
Total Other Income	122,721.00	112,644.20	10,076.80	108.95%	
Other Expense					
NON OPERATING EXPENSES					
594.00 · OTHER NON-OPERATING EXPENSES	3,300.00	0.00	3,300.00	100.0%	

Buckingham Park Water District
 Profit & Loss Budget vs. Actual
 July 2020 through April 2021

REVENUE LESS THAN 100%

EXPENSES GREATER THAN 125%

VARIANCES/NOTES

	<u>Jul '20 - Apr 21</u>	<u>Budget</u>	<u>\$ Over Budget</u>	<u>% of Budget</u>
Total NON OPERATING EXPENSES	3,300.00	0.00	3,300.00	100.0%
590.00 · CAPITAL EXPENSES & MAJOR MAINT				
590.10 · SMALL CAPITAL PROJECTS	1,150.00	0.00	1,150.00	100.0%
590.00 · CAPITAL EXPENSES & MAJOR MAINT - Other	-170.00			
Total 590.00 · CAPITAL EXPENSES & MAJOR MAINT	980.00	0.00	980.00	100.0%
Total Other Expense	4,280.00	0.00	4,280.00	100.0%
Net Other Income	118,441.00	112,644.20	5,796.80	105.15%
Net Income	<u>225,743.36</u>	<u>159,620.82</u>	<u>66,122.54</u>	<u>141.43%</u>

3:30 PM

05/18/21

Accrual Basis

Buckingham Park Water District
Transaction Detail By Account
 July 2020 through April 2021

Type	Date	Num	Name	Memo	Amount
411.00 · WATER SALES					
411.20 · Commercial					
General Journal	07/31/2020	46906	Water Sales	July 2020	55.87
General Journal	08/31/2020	46919	Water Sales	August 2020	273.85
General Journal	09/30/2020	46938	Water Sales	September 2020	190.05
General Journal	10/01/2020	46934	Water Sales	September 2020	0.00
General Journal	10/31/2020	46944	Water Sales	October 2020	94.35
General Journal	11/30/2020	46953	Water Sales	November 2020	94.35
General Journal	12/31/2020	46961	Water Sales	December 2020	82.89
General Journal	01/31/2021	46968	Water Sales	January 2021	65.99
General Journal	02/28/2021	46977	Water Sales	February 2021	59.28
General Journal	03/31/2021	46985	Water Sales	March 2021	85.61
General Journal	04/30/2021	46995	Water Sales	April 2021	85.61
Total 411.20 · Commercial					1,087.85
Total 411.00 · WATER SALES					1,087.85
TOTAL					1,087.85

3:30 PM

05/18/21

Accrual Basis

Buckingham Park Water District
Transaction Detail By Account
 July 2020 through April 2021

Type	Date	Num	Name	Memo	Amount
421.00 · WATER SERVICES					
421.50 · Other					
421.51 · Residential Base Rate					
General Journal	07/31/2020	46906	Water Sales	July 2020	32,574.50
General Journal	08/31/2020	46919	Water Sales	August 2020	32,431.00
General Journal	09/30/2020	46938	Water Sales	September 2020	32,431.00
General Journal	10/01/2020	46934	Water Sales	September 2020	0.00
General Journal	10/31/2020	46944	Water Sales	October 2020	32,287.50
General Journal	11/30/2020	46953	Water Sales	November 2020	32,574.50
General Journal	12/31/2020	46961	Water Sales	December 2020	32,502.75
General Journal	01/31/2021	46968	Water Sales	January 2021	32,287.50
General Journal	02/28/2021	46977	Water Sales	February 2021	32,287.50
General Journal	03/31/2021	46985	Water Sales	March 2021	32,287.50
General Journal	04/30/2021	46995	Water Sales	April 2021	32,000.50
Total 421.51 · Residential Base Rate					323,664.25
Total 421.50 · Other					323,664.25
Total 421.00 · WATER SERVICES					323,664.25
TOTAL					323,664.25

3:31 PM

05/18/21

Accrual Basis

Buckingham Park Water District
Transaction Detail By Account
 July 2020 through April 2021

Type	Date	Num	Name	Memo	Amount
421.00 · WATER SERVICES					
421.50 · Other					
421.52 · Business Base Rate					
General Journal	07/31/2020	46906	Water Sales	July 2020	287.00
General Journal	08/31/2020	46919	Water Sales	August 2020	287.00
General Journal	09/30/2020	46938	Water Sales	September 2020	287.00
General Journal	10/01/2020	46934	Water Sales	September 2020	0.00
General Journal	10/31/2020	46944	Water Sales	October 2020	287.00
General Journal	11/30/2020	46953	Water Sales	November 2020	287.00
General Journal	12/31/2020	46961	Water Sales	December 2020	287.00
General Journal	01/31/2021	46968	Water Sales	January 2021	287.00
General Journal	02/28/2021	46977	Water Sales	February 2021	287.00
General Journal	03/31/2021	46985	Water Sales	March 2021	287.00
General Journal	04/30/2021	46995	Water Sales	April 2021	287.00
Total 421.52 · Business Base Rate					2,870.00
Total 421.50 · Other					2,870.00
Total 421.00 · WATER SERVICES					2,870.00
TOTAL					2,870.00

3:31 PM

Buckingham Park Water District
Transaction Detail By Account
 July 2020 through April 2021

05/18/21

Accrual Basis

Type	Date	Num	Name	Memo	Amount
ADMINISTRATIVE & GENERAL					
562.00 · OFFICE SUPPLIES & OTHER EXPENSE					
562.10 · PG&E/Utilities					
Bill	07/17/2020	6/18/2...	PG&E	Plant Office/ 6/18/20-7/16/20	72.08
Bill	07/17/2020	6/18/2...	PG&E	Office Power / 6/18/20-7/16/20	203.87
Bill	08/25/2020	7/17/2...	PG&E	Office Power 7/17/20-8/17/20	252.58
Bill	09/17/2020	8/18/2...	PG&E	Plant Office Power	74.33
Bill	09/17/2020	08/18/...	PG&E	Office Power	177.51
Check	10/21/2020	ACH	PG&E	Office Power 9/17/20 - 10/16/20	161.33
Check	10/21/2020	ACH	PG&E	Plant Office Power	71.10
Check	11/05/2020	ACH	PG&E	Plant Office Power	71.10
Check	11/06/2020	ACH	PG&E	Offie Power	128.40
Bill	11/17/2020	91499...	PG&E	Office Power	105.23
Check	12/04/2020	ACH	PG&E	Plant Office Power	51.37
Check	01/04/2021	ACH	PG&E	Plant Office Power	43.66
Check	01/04/2021	ACH	PG&E	Main Office Power	96.93
Check	01/07/2021	ACH	PG&E		105.23
Check	01/21/2021	ACH	PG&E	Plant Office Power	43.56
Check	01/21/2021	ACH	PG&E	Office Power	206.96
Check	02/22/2021	ACH	PG&E	Plant Office Power 01/19/21 - 02/17/21	41.45
Check	02/22/2021	ACH	PG&E	Office Power 01/19/21 - 02/17/21	262.19
Check	03/22/2021	ACH	PG&E	2/18/21 - 03/18/21	41.21
Check	04/20/2021	ACH	PG&E	Plant Office	44.23
Check	04/20/2021	ACH	PG&E	Office Power	151.26
Total 562.10 · PG&E/Utilities					2,405.58
Total 562.00 · OFFICE SUPPLIES & OTHER EXPENSE					2,405.58
Total ADMINISTRATIVE & GENERAL					2,405.58
TOTAL					2,405.58

3:32 PM

Buckingham Park Water District
Transaction Detail By Account
 July 2020 through April 2021

05/18/21

Accrual Basis

Type	Date	Num	Name	Memo	Amount
ADMINISTRATIVE & GENERAL					
562.00 · OFFICE SUPPLIES & OTHER EXPENSE					
562.60 · Copy Equipment & Supplies					
Bill	07/21/2020		Great America Fina...	Inv. # 27294172 cust# 015-1004298-000	394.03
Bill	08/04/2020		Great America Fina...		394.03
Bill	09/09/2020	10305...	Quill	Pink & white copy paper, Steno note pads	197.42
Bill	09/14/2020	10440...	Quill	Blue copy paper	30.02
Bill	09/23/2020	27862...	Great America Fina...		394.03
Check	10/20/2020	ACH	Great America Fina...		428.63
Check	10/28/2020		Lake County Recorder	Copies of maps divding 044-331-230 into 6 seperate parcels	9.00
Check	11/03/2020	2324	Great America Fina...	VOID: 3203 Southlake Drive Service Line Repair GJE, RGJE create...	0.00
General Journal	11/03/2020	46949	Great America Fina...	For CHK 2324 voided on 11/11/2020	220.00
General Journal	11/11/2020	46949R	Great America Fina...	Reverse of GJE 46949 -- For CHK 2324 voided on 11/11/2020	-220.00
Check	11/18/2020	ACH	Great America Fina...		426.00
Check	12/18/2020	ACH	Great America Fina...		394.03
Check	01/26/2021	ACH	Great America Fina...	February 2021	394.03
Check	02/23/2021	ACH	Great America Fina...		394.03
Check	03/16/2021	ACH	Great America Fina...		394.03
Bill	04/12/2021	298615	Scott Technology Gr...	Final Lease Payment & Base rate charge for 4/13/21 - 5/12/21	848.34
Total 562.60 · Copy Equipment & Supplies					4,697.62
Total 562.00 · OFFICE SUPPLIES & OTHER EXPENSE					4,697.62
Total ADMINISTRATIVE & GENERAL					4,697.62
TOTAL					4,697.62

3:33 PM

Buckingham Park Water District
Transaction Detail By Account
 July 2020 through April 2021

05/18/21

Accrual Basis

Type	Date	Num	Name	Memo	Amount
ADMINISTRATIVE & GENERAL					
562.00 · OFFICE SUPPLIES & OTHER EXPENSE					
562.70 · Dues,Subscriptions, Memberships					
General Journal	07/01/2020	46894		CSDA- 2020 Membership Dues (\$1,734/12 mos)	144.50
Bill	07/06/2020	10000...	CALPERS	SSA 218 - Annual Fee	200.00
Bill	07/08/2020	1-851...	Fred Pryor / Career ...	Transfer Fee from Jill to Lori	50.00
Bill	07/10/2020	70018...	American Water Wo...	Ahimsah membership term 10/01/20 - 09/30/21	445.00
General Journal	08/01/2020	46904		CSDA- 2020 Membership Dues (\$1,734/12 mos)	144.50
Bill	08/04/2020	20201...	USA North 811		150.00
Bill	08/04/2020	Will Rae	Wine Country Water...	Will Rae Year Membership	30.00
Bill	08/04/2020	45698...	Northern Tool + Equ...	Yearly Advant	39.99
General Journal	09/01/2020	46917		CSDA- 2020 Membership Dues (\$1,734/12 mos)	144.50
General Journal	10/01/2020	46930		CSDA- 2020 Membership Dues (\$1,734/12 mos)	144.50
Bill	10/21/2020	66029	National Rural Wate...	N.R.W.A Annual Membership 2021	49.00
General Journal	11/01/2020	46941		CSDA- 2020 Membership Dues (\$1,734/12 mos)	144.50
Bill	11/01/2020		Tyler Technologies, ...	Inv. # 025-312543	1,828.66
Bill	11/16/2020	03434...	Fred Pryor / Career ...	Lori Gonzalez Yearly Membership	299.00
Bill	11/18/2020	12322...	Quill	Annual Renewal	75.06
Bill	11/30/2020	108190	Streamline	Website for July 2020 - December 2020	600.00
General Journal	12/01/2020	46951		CSDA- 2020 Membership Dues (\$1,734/12 mos)	144.50
Bill	12/01/2020		California Rural Wat...	Annual CRWA Membership Jan 2021 - Jan 2022	545.00
Bill	01/04/2021	10000...	Thomson Reuters	2021 Water code book	115.29
Bill	01/13/2021	PO01...	RP Registrations Pl...	SAM Renewal	199.00
Bill	02/02/2021		Wine Country Water...	Alan Mitchell Yearly Membership	30.00
Bill	02/02/2021		Wine Country Water...	Ahimsah Wonderwheel Yearly Membership	30.00
Bill	04/13/2021	02910	American Water Wo...	Alan Mitchell backflow cert.	100.00
Bill	04/19/2021	13200	CORE Utilities	Yearly Contract 05/19/21 - 05/19/22	472.50
Total 562.70 · Dues,Subscriptions, Memberships					6,125.50
Total 562.00 · OFFICE SUPPLIES & OTHER EXPENSE					6,125.50
Total ADMINISTRATIVE & GENERAL					6,125.50
TOTAL					6,125.50

3:33 PM

05/18/21

Accrual Basis

**Buckingham Park Water District
Transaction Detail By Account
July 2020 through April 2021**

Type	Date	Num	Name	Memo	Amount
ADMINISTRATIVE & GENERAL					
565.00 · EMPLOYEES RETIREMENT & BENEFITS					
565.30 · Payroll Taxes					
565.32 · SUI (State Unemployment Ins)					
Paycheck	07/09/2020	Direct ...	Ahimsah O Wonderwheel		0.00
Paycheck	07/09/2020	Direct ...	Ahimsah O Wonderwheel		0.00
Paycheck	07/09/2020	2123	Alan Mitchell		0.00
Paycheck	07/09/2020	2123	Alan Mitchell		0.00
Paycheck	07/09/2020	2123	Alan Mitchell		0.00
Paycheck	07/09/2020	2123	Alan Mitchell		0.00
Paycheck	07/09/2020	Direct ...	Nakia D Foskett		18.60
Paycheck	07/09/2020	Direct ...	William A Rae		0.00
Paycheck	07/09/2020	Direct ...	William A Rae		0.00
Paycheck	07/09/2020	Direct ...	William A Rae		0.00
Paycheck	07/09/2020	Direct ...	William A Rae		0.00
Paycheck	07/09/2020	Direct ...	William A Rae		0.00
Paycheck	07/09/2020	Direct ...	William A Rae		0.00
Paycheck	07/09/2020	Direct ...	William A Rae		0.00
Paycheck	07/09/2020	Direct ...	Lori A Gonzalez		44.67
Paycheck	07/09/2020	Direct ...	Lori A Gonzalez		10.55
Paycheck	07/23/2020	ACH	Ahimsah O Wonderwheel		0.00
Paycheck	07/23/2020	ACH	Ahimsah O Wonderwheel		0.00
Paycheck	07/23/2020	ACH	Ahimsah O Wonderwheel		0.00
Paycheck	07/23/2020	ACH	Ahimsah O Wonderwheel		0.00
Paycheck	07/23/2020	ACH	Ahimsah O Wonderwheel		0.00
Paycheck	07/23/2020	ACH	Ahimsah O Wonderwheel		0.00
Paycheck	07/23/2020	ACH	Ahimsah O Wonderwheel		0.00
Paycheck	07/23/2020	2140	Alan Mitchell		0.00
Paycheck	07/23/2020	2140	Alan Mitchell		0.00
Paycheck	07/23/2020	2140	Alan Mitchell		0.00
Paycheck	07/23/2020	2140	Alan Mitchell		0.00
Paycheck	07/23/2020	ACH	Lori A Gonzalez		107.98
Paycheck	07/23/2020	ACH	Nakia D Foskett		9.92
Paycheck	07/23/2020	ACH	William A Rae		0.00
Paycheck	07/23/2020	ACH	William A Rae		0.00
Paycheck	07/23/2020	ACH	William A Rae		0.00
Paycheck	07/23/2020	ACH	William A Rae		0.00
Paycheck	08/07/2020	2162	Ahimsah O Wonderwheel		0.00
Paycheck	08/07/2020	2162	Ahimsah O Wonderwheel		0.00
Paycheck	08/07/2020	2163	Alan Mitchell		0.00
Paycheck	08/07/2020	2163	Alan Mitchell		0.00
Paycheck	08/07/2020	2163	Alan Mitchell		0.00
Paycheck	08/07/2020	2163	Alan Mitchell		0.00
Paycheck	08/07/2020	2163	Alan Mitchell		0.00
Paycheck	08/07/2020	2164	Lori A Gonzalez		110.44
Paycheck	08/07/2020	2165	Nakia D Foskett		11.16
Paycheck	08/07/2020	2166	William A Rae		0.00
Paycheck	08/07/2020	2166	William A Rae		0.00
Paycheck	08/07/2020	2166	William A Rae		0.00

3:33 PM

05/18/21

Accrual Basis

**Buckingham Park Water District
Transaction Detail By Account
July 2020 through April 2021**

Type	Date	Num	Name	Memo	Amount
Paycheck	08/07/2020	2166	William A Rae		0.00
Paycheck	08/07/2020	2166	William A Rae		0.00
Paycheck	08/20/2020	2183	Ahimsah O Wonderwheel		0.00
Paycheck	08/20/2020	2183	Ahimsah O Wonderwheel		0.00
Paycheck	08/20/2020	2183	Ahimsah O Wonderwheel		0.00
Paycheck	08/20/2020	2183	Ahimsah O Wonderwheel		0.00
Paycheck	08/20/2020	2183	Ahimsah O Wonderwheel		0.00
Paycheck	08/20/2020	2183	Ahimsah O Wonderwheel		0.00
Paycheck	08/20/2020	2184	Alan Mitchell		0.00
Paycheck	08/20/2020	2184	Alan Mitchell		0.00
Paycheck	08/20/2020	2184	Alan Mitchell		0.00
Paycheck	08/20/2020	2184	Alan Mitchell		0.00
Paycheck	08/20/2020	2185	Lori A Gonzalez		99.40
Paycheck	08/20/2020	2185	Lori A Gonzalez		10.55
Paycheck	08/20/2020	2186	Nakia D Foskett		2.48
Paycheck	08/20/2020	2187	William A Rae	VOID:	0.00
Paycheck	08/20/2020	2187	William A Rae	VOID:	0.00
Paycheck	08/20/2020	2187	William A Rae	VOID:	0.00
Paycheck	08/20/2020	2187	William A Rae	VOID:	0.00
Paycheck	08/20/2020	2191	William A Rae		0.00
Paycheck	08/20/2020	2191	William A Rae		0.00
Paycheck	08/20/2020	2191	William A Rae		0.00
Paycheck	08/20/2020	2191	William A Rae		0.00
Paycheck	08/20/2020	2191	William A Rae		0.00
Paycheck	09/03/2020	ACH	Ahimsah O Wonderwheel		0.00
Paycheck	09/03/2020	ACH	Ahimsah O Wonderwheel		0.00
Paycheck	09/03/2020	2211	Alan Mitchell		0.00
Paycheck	09/03/2020	2211	Alan Mitchell		0.00
Paycheck	09/03/2020	2211	Alan Mitchell		0.00
Paycheck	09/03/2020	2211	Alan Mitchell		0.00
Paycheck	09/03/2020	ACH	Lori A Gonzalez		50.41
Paycheck	09/03/2020	ACH	Nakia D Foskett		13.64
Paycheck	09/03/2020	ACH	William A Rae		0.00
Paycheck	09/03/2020	ACH	William A Rae		0.00
Paycheck	09/03/2020	ACH	William A Rae		0.00
Paycheck	09/03/2020	ACH	William A Rae		0.00
Paycheck	09/18/2020	ACH	Ahimsah O Wonderwheel		0.00
Paycheck	09/18/2020	ACH	Ahimsah O Wonderwheel		0.00
Paycheck	09/18/2020	ACH	Ahimsah O Wonderwheel		0.00
Paycheck	09/18/2020	2235	Alan Mitchell		0.00
Paycheck	09/18/2020	2235	Alan Mitchell		0.00
Paycheck	09/18/2020	2235	Alan Mitchell		0.00
Paycheck	09/18/2020	ACH	Lori A Gonzalez		0.00
Paycheck	09/18/2020	ACH	Lori A Gonzalez		0.00
Paycheck	09/18/2020	ACH	Nakia D Foskett		7.44
Paycheck	09/18/2020	ACH	William A Rae		0.00
Paycheck	09/18/2020	ACH	William A Rae		0.00
Paycheck	09/18/2020	ACH	William A Rae		0.00

3:33 PM

05/18/21

Accrual Basis

**Buckingham Park Water District
Transaction Detail By Account
July 2020 through April 2021**

Type	Date	Num	Name	Memo	Amount
Paycheck	09/18/2020	ACH	William A Rae		0.00
Paycheck	09/18/2020	ACH	William A Rae		0.00
Paycheck	10/01/2020	2262	William A Rae		0.00
Paycheck	10/01/2020	2262	William A Rae		0.00
Paycheck	10/01/2020	2262	William A Rae		0.00
Paycheck	10/02/2020	2257	Ahimsah O Wonderwheel		0.00
Paycheck	10/02/2020	2257	Ahimsah O Wonderwheel		0.00
Paycheck	10/02/2020	2258	Alan Mitchell		0.00
Paycheck	10/02/2020	2258	Alan Mitchell		0.00
Paycheck	10/02/2020	2258	Alan Mitchell		0.00
Paycheck	10/02/2020	2258	Alan Mitchell		0.00
Paycheck	10/02/2020	2258	Alan Mitchell		0.00
Paycheck	10/02/2020	2259	Lori A Gonzalez		0.00
Paycheck	10/02/2020	2260	Nakia D Foskett		22.94
Paycheck	10/02/2020	2261	William A Rae	VOID:	0.00
Paycheck	10/02/2020	2261	William A Rae	VOID:	0.00
Paycheck	10/02/2020	2261	William A Rae	VOID:	0.00
Paycheck	10/16/2020	2281	Ahimsah O Wonderwheel		0.00
Paycheck	10/16/2020	2281	Ahimsah O Wonderwheel		0.00
Paycheck	10/16/2020	2282	Alan Mitchell		0.00
Paycheck	10/16/2020	2282	Alan Mitchell		0.00
Paycheck	10/16/2020	2282	Alan Mitchell		0.00
Paycheck	10/16/2020	2282	Alan Mitchell		0.00
Paycheck	10/16/2020	2282	Alan Mitchell		0.00
Paycheck	10/16/2020	2284	Lori A Gonzalez		0.00
Paycheck	10/16/2020	2284	Lori A Gonzalez		0.00
Paycheck	10/16/2020	2283	William A Rae		0.00
Paycheck	10/16/2020	2283	William A Rae		0.00
Paycheck	10/16/2020	2283	William A Rae		0.00
Paycheck	10/16/2020	2283	William A Rae		0.00
Paycheck	10/16/2020	2283	William A Rae		0.00
Paycheck	10/30/2020	2303	Ahimsah O Wonderwheel		0.00
Paycheck	10/30/2020	2303	Ahimsah O Wonderwheel		0.00
Paycheck	10/30/2020	2304	Alan Mitchell		0.00
Paycheck	10/30/2020	2304	Alan Mitchell		0.00
Paycheck	10/30/2020	2304	Alan Mitchell		0.00
Paycheck	10/30/2020	2304	Alan Mitchell		0.00
Paycheck	10/30/2020	2305	Lori A Gonzalez		0.00
Paycheck	10/30/2020	2305	Lori A Gonzalez		0.00
Paycheck	10/30/2020	2306	Nakia D Foskett		18.60
Paycheck	10/30/2020	2307	William A Rae		0.00
Paycheck	10/30/2020	2307	William A Rae		0.00
Paycheck	10/30/2020	2307	William A Rae		0.00
Paycheck	10/30/2020	2307	William A Rae		0.00
Paycheck	11/10/2020	ACH	Ahimsah O Wonderwheel		0.00
Paycheck	11/10/2020	ACH	Ahimsah O Wonderwheel		0.00
Paycheck	11/10/2020	2339	Alan Mitchell		0.00
Paycheck	11/10/2020	2339	Alan Mitchell		0.00
Paycheck	11/10/2020	2339	Alan Mitchell		0.00

3:33 PM

05/18/21

Accrual Basis

**Buckingham Park Water District
Transaction Detail By Account
July 2020 through April 2021**

Type	Date	Num	Name	Memo	Amount
Paycheck	11/10/2020	2339	Alan Mitchell		0.00
Paycheck	11/10/2020	2339	Alan Mitchell		0.00
Paycheck	11/10/2020	2339	Alan Mitchell		0.00
Paycheck	11/10/2020	ACH	Lori A Gonzalez		0.00
Paycheck	11/10/2020	ACH	William A Rae		0.00
Paycheck	11/10/2020	ACH	William A Rae		0.00
Paycheck	11/10/2020	ACH	William A Rae		0.00
Paycheck	11/10/2020	ACH	William A Rae		0.00
Paycheck	11/10/2020	ACH	William A Rae		0.00
Paycheck	11/10/2020	ACH	William A Rae		0.00
Paycheck	11/27/2020	ACH	Ahimsah O Wonderwheel		0.00
Paycheck	11/27/2020	2350	Alan Mitchell		0.00
Paycheck	11/27/2020	2350	Alan Mitchell		0.00
Paycheck	11/27/2020	2350	Alan Mitchell		0.00
Paycheck	11/27/2020	ACH	Lori A Gonzalez		0.00
Paycheck	11/27/2020	ACH	Lori A Gonzalez		0.00
Paycheck	11/27/2020	ACH	Nakia D Foskett		27.28
Paycheck	11/27/2020	ACH	William A Rae		0.00
Paycheck	11/27/2020	ACH	William A Rae		0.00
Paycheck	11/27/2020	ACH	William A Rae		0.00
Paycheck	11/27/2020	ACH	William A Rae		0.00
Paycheck	11/27/2020	ACH	William A Rae		0.00
Paycheck	12/11/2020	2367	Ahimsah O Wonderwheel		0.00
Paycheck	12/11/2020	2367	Ahimsah O Wonderwheel		0.00
Paycheck	12/11/2020	2367	Ahimsah O Wonderwheel		0.00
Paycheck	12/11/2020	2368	Alan Mitchell		0.00
Paycheck	12/11/2020	2368	Alan Mitchell		0.00
Paycheck	12/11/2020	2368	Alan Mitchell		0.00
Paycheck	12/11/2020	2368	Alan Mitchell		0.00
Paycheck	12/11/2020	2368	Alan Mitchell		0.00
Paycheck	12/11/2020	2368	Alan Mitchell		0.00
Paycheck	12/11/2020	2369	Lori A Gonzalez		0.00
Paycheck	12/11/2020	2369	Lori A Gonzalez		0.00
Paycheck	12/11/2020	2370	William A Rae		0.00
Paycheck	12/11/2020	2370	William A Rae		0.00
Paycheck	12/11/2020	2370	William A Rae		0.00
Paycheck	12/11/2020	2370	William A Rae		0.00
Paycheck	12/11/2020	2370	William A Rae		0.00
Paycheck	12/11/2020	2370	William A Rae		0.00
Paycheck	12/24/2020	2393	Ahimsah O Wonderwheel		0.00
Paycheck	12/24/2020	2393	Ahimsah O Wonderwheel		0.00
Paycheck	12/24/2020	2393	Ahimsah O Wonderwheel		0.00
Paycheck	12/24/2020	2394	Alan Mitchell		0.00
Paycheck	12/24/2020	2394	Alan Mitchell		0.00
Paycheck	12/24/2020	2394	Alan Mitchell		0.00
Paycheck	12/24/2020	2395	Lori A Gonzalez		0.00
Paycheck	12/24/2020	2396	Nakia D Foskett		4.34
Paycheck	12/24/2020	2397	William A Rae	VOID:	0.00
Paycheck	12/24/2020	2397	William A Rae	VOID:	0.00
Paycheck	12/24/2020	2397	William A Rae	VOID:	0.00
Paycheck	12/24/2020	2416	William A Rae		0.00
Paycheck	12/24/2020	2416	William A Rae		0.00

Buckingham Park Water District
Transaction Detail By Account
 July 2020 through April 2021

3:33 PM

05/18/21

Accrual Basis

Type	Date	Num	Name	Memo	Amount
Paycheck	12/24/2020	2416	William A Rae		0.00
Paycheck	01/08/2021	2418	Ahimsah O Wonderwheel		117.44
Paycheck	01/08/2021	2418	Ahimsah O Wonderwheel		50.00
Paycheck	01/08/2021	2419	Alan Mitchell		51.56
Paycheck	01/08/2021	2419	Alan Mitchell		30.36
Paycheck	01/08/2021	2419	Alan Mitchell		121.45
Paycheck	01/08/2021	2419	Alan Mitchell		7.44
Paycheck	01/08/2021	2420	Lori A Gonzalez		64.29
Paycheck	01/08/2021	2420	Lori A Gonzalez		42.20
Paycheck	01/08/2021	2421	William A Rae		51.80
Paycheck	01/08/2021	2421	William A Rae		25.33
Paycheck	01/08/2021	2421	William A Rae		31.17
Paycheck	01/08/2021	2421	William A Rae		10.39
Paycheck	01/08/2021	2421	William A Rae		18.60
Paycheck	01/22/2021	2432	Ahimsah O Wonderwheel		168.74
Paycheck	01/22/2021	2433	Alan Mitchell		179.96
Paycheck	01/22/2021	2433	Alan Mitchell		24.04
Paycheck	01/22/2021	2433	Alan Mitchell		5.06
Paycheck	01/22/2021	2433	Alan Mitchell		13.02
Paycheck	01/22/2021	2434	Lori A Gonzalez		106.49
Paycheck	01/22/2021	2435	Nakia D Foskett		21.08
Paycheck	01/22/2021	2436	William A Rae		53.25
Paycheck	01/22/2021	2436	William A Rae		40.27
Paycheck	01/22/2021	2436	William A Rae		3.90
Paycheck	01/22/2021	2436	William A Rae		10.39
Paycheck	01/22/2021	2436	William A Rae		13.02
Paycheck	02/05/2021	2456	Ahimsah O Wonderwheel		97.82
Paycheck	02/05/2021	2457	Alan Mitchell		0.66
Paycheck	02/05/2021	2457	Alan Mitchell		0.18
Paycheck	02/05/2021	2457	Alan Mitchell		0.10
Paycheck	02/05/2021	2457	Alan Mitchell		0.02
Paycheck	02/05/2021	2457	Alan Mitchell		0.08
Paycheck	02/05/2021	2457	Alan Mitchell		0.07
Paycheck	02/05/2021	2458	Lori A Gonzalez		99.40
Paycheck	02/05/2021	2458	Lori A Gonzalez		10.55
Paycheck	02/05/2021	2459	Nakia D Foskett		12.40
Paycheck	02/05/2021	2460	William A Rae		52.61
Paycheck	02/05/2021	2460	William A Rae		29.87
Paycheck	02/05/2021	2460	William A Rae		14.29
Paycheck	02/05/2021	2460	William A Rae		9.09
Paycheck	02/05/2021	2460	William A Rae		13.02
Paycheck	02/19/2021	2480	Ahimsah O Wonderwheel		0.00
Paycheck	02/19/2021	2480	Ahimsah O Wonderwheel		0.00
Paycheck	02/19/2021	2481	Alan Mitchell		0.00
Paycheck	02/19/2021	2481	Alan Mitchell		0.00
Paycheck	02/19/2021	2481	Alan Mitchell		0.00
Paycheck	02/19/2021	2482	Lori A Gonzalez		100.88
Paycheck	02/19/2021	2482	Lori A Gonzalez		4.62
Paycheck	02/19/2021	2482	Lori A Gonzalez		1.98

3:33 PM

**Buckingham Park Water District
Transaction Detail By Account
July 2020 through April 2021**

05/18/21

Accrual Basis

Type	Date	Num	Name	Memo	Amount
Paycheck	02/19/2021	2483	William A Rae	VOID:	0.00
Paycheck	02/19/2021	2483	William A Rae	VOID:	0.00
Paycheck	02/19/2021	2483	William A Rae	VOID:	0.00
Paycheck	02/19/2021	2484	William A Rae		27.47
Paycheck	02/19/2021	2484	William A Rae		21.04
Paycheck	02/19/2021	2484	William A Rae		2.20
Paycheck	02/19/2021	2484	William A Rae		6.29
Paycheck	03/05/2021	2499	Ahimsah O Wonderwheel		0.00
Paycheck	03/05/2021	2499	Ahimsah O Wonderwheel		0.00
Paycheck	03/05/2021	2500	Alan Mitchell		0.00
Paycheck	03/05/2021	2500	Alan Mitchell		0.00
Paycheck	03/05/2021	2500	Alan Mitchell		0.00
Paycheck	03/05/2021	2500	Alan Mitchell		0.00
Paycheck	03/05/2021	2500	Alan Mitchell		0.00
Paycheck	03/05/2021	2501	Lori A Gonzalez		3.24
Paycheck	03/05/2021	2501	Lori A Gonzalez		0.35
Paycheck	03/05/2021	2502	Nakia D Foskett		14.88
Paycheck	03/05/2021	2503	William A Rae		0.00
Paycheck	03/05/2021	2503	William A Rae		0.00
Paycheck	03/05/2021	2503	William A Rae		0.00
Paycheck	03/05/2021	2503	William A Rae		0.00
Paycheck	03/19/2021	2517	Ahimsah O Wonderwheel		0.00
Paycheck	03/19/2021	2517	Ahimsah O Wonderwheel		0.00
Paycheck	03/19/2021	2518	Alan Mitchell		0.00
Paycheck	03/19/2021	2518	Alan Mitchell		0.00
Paycheck	03/19/2021	2518	Alan Mitchell		0.00
Paycheck	03/19/2021	2518	Alan Mitchell		0.00
Paycheck	03/19/2021	2519	Lori A Gonzalez		0.00
Paycheck	03/19/2021	2519	Lori A Gonzalez		0.00
Paycheck	03/19/2021	2520	Nakia D Foskett		3.72
Paycheck	03/19/2021	2521	William A Rae		0.00
Paycheck	03/19/2021	2521	William A Rae		0.00
Paycheck	03/19/2021	2521	William A Rae		0.00
Paycheck	03/19/2021	2521	William A Rae		0.00
Paycheck	03/19/2021	2521	William A Rae		0.00
Paycheck	03/29/2021	2534	Ahimsah O Wonderwheel	VOID:	0.00
Paycheck	03/29/2021	2534	Ahimsah O Wonderwheel	VOID:	0.00
Paycheck	03/29/2021	2535	Alan Mitchell	VOID:	0.00
Paycheck	03/29/2021	2535	Alan Mitchell	VOID:	0.00
Paycheck	03/29/2021	2535	Alan Mitchell	VOID:	0.00
Paycheck	03/29/2021	2536	Lori A Gonzalez	VOID:	0.00
Paycheck	03/29/2021	2537	Nakia D Foskett	VOID:	0.00
Paycheck	03/29/2021	2538	William A Rae	VOID:	0.00
Paycheck	03/29/2021	2538	William A Rae	VOID:	0.00
Paycheck	03/29/2021	2538	William A Rae	VOID:	0.00
Paycheck	03/29/2021	2538	William A Rae	VOID:	0.00
Paycheck	03/29/2021	2539	Ahimsah O Wonderwheel		0.00
Paycheck	03/29/2021	2539	Ahimsah O Wonderwheel		0.00

3:33 PM

05/18/21

Accrual Basis

**Buckingham Park Water District
Transaction Detail By Account
July 2020 through April 2021**

<u>Type</u>	<u>Date</u>	<u>Num</u>	<u>Name</u>	<u>Memo</u>	<u>Amount</u>
Total 565.00 ·			EMPLOYEES RETIREMENT & BENEFITS		2,382.66
Total			ADMINISTRATIVE & GENERAL		2,382.66
TOTAL					2,382.66

3:35 PM

05/18/21

Accrual Basis

Buckingham Park Water District
Transaction Detail By Account
 July 2020 through April 2021

Type	Date	Num	Name	Memo	Amount
ADMINISTRATIVE & GENERAL					
565.00 · EMPLOYEES RETIREMENT & BENEFITS					
565.40 · Workers Comp Insurance					
General Journal	07/01/2020	46899	Special District Risk ...	SDRMA Workers Comp 19/20 (Inv #65929)	635.48
Paycheck	07/23/2020	ACH	William A Rae		15.11
General Journal	07/23/2020	46926	State Compensation...	Workers comp code entered in payroll in error 7/...	-15.11
General Journal	08/01/2020	46907	Special District Risk ...	SDRMA Workers Comp 19/20 (Inv #65929)	635.48
Bill	08/14/2020	68962	Special District Risk ...	Annual Workers Comp	1,047.97
General Journal	09/01/2020	46932	Special District Risk ...	SDRMA Workers Comp 19/20 (Inv #65929)	635.48
General Journal	10/01/2020	46945	Special District Risk ...	SDRMA Workers Comp 19/20 (Inv #65929)	635.48
General Journal	11/01/2020	46954	Special District Risk ...	SDRMA Workers Comp 19/20 (Inv #65929)	635.48
General Journal	12/01/2020	46962	Special District Risk ...	SDRMA Workers Comp 19/20 (Inv #65929)	635.48
General Journal	01/01/2021	46969	Special District Risk ...	SDRMA Workers Comp 19/20 (Inv #65929)	635.48
General Journal	02/01/2021	46978	Special District Risk ...	SDRMA Workers Comp 19/20 (Inv #65929)	635.48
General Journal	03/01/2021	46983	Special District Risk ...	SDRMA Workers Comp 19/20 (Inv #65929)	635.48
General Journal	04/01/2021	46991	Special District Risk ...	SDRMA Workers Comp 19/20 (Inv #65929)	635.48
Total 565.40 · Workers Comp Insurance					7,402.77
Total 565.00 · EMPLOYEES RETIREMENT & BENEFITS					7,402.77
Total ADMINISTRATIVE & GENERAL					7,402.77
TOTAL					7,402.77

3:35 PM
 05/18/21
 Accrual Basis

**Buckingham Park Water District
 Transaction Detail By Account
 July 2020 through April 2021**

Type	Date	Num	Name	Memo	Amount
ADMINISTRATIVE & GENERAL					
569.00 · OTHER					
569.10 · Employee Uniforms					
Bill	09/11/2020	25845	KonocTees	Employee shirts	467.43
Bill	09/30/2020	PO #2...	Kelseyville Lumber	Flagger vest for LG	11.79
Total 569.10 · Employee Uniforms					<u>479.22</u>
Total 569.00 · OTHER					<u>479.22</u>
Total ADMINISTRATIVE & GENERAL					<u>479.22</u>
TOTAL					<u><u>479.22</u></u>

3:36 PM

05/18/21

Accrual Basis

Buckingham Park Water District
Transaction Detail By Account
 July 2020 through April 2021

Type	Date	Num	Name	Memo	Amount
ADMINISTRATIVE & GENERAL					
569.00 · OTHER					
569.45 · Outside Services					
Check	07/02/2020		Sophie Koot - Notary	Two Lien Releases for Libby	30.00
Check	07/23/2020		Sophie Koot - Notary	for Lien of 044-110-000 - 3011 Buckingham Drive	15.00
Check	07/28/2020		Sophie Koot - Notary	Lien for 044-251-03 / Francis and Sharon Anderson	15.00
Bill	09/11/2020	489532	Lake County Waste ...		23.00
Bill	09/21/2020	2206	Middletown Copy & ...	Updated Door Hangers	284.21
Bill	09/24/2020	491856	Lake County Waste ...	PO #2301 - Oak brnches from tank site 2	9.00
Bill	10/12/2020	1186	Clearlake Lava, Inc	PO #2306 - 2 sack slurry for 1995 Eastlake Drive service l...	271.34
Bill	10/25/2020	1619	Clearlake Lava, Inc	PO #2312 - 2100 Eastlake Drive Service Line Repair	262.28
Bill	10/31/2020		Autozone	flasher relay for zap truck	13.50
Bill	11/05/2020	498927	Lake County Waste ...	Disposal of leaves from tank 2 site	9.00
Bill	11/11/2020	68422...	Autozone	PO #2319 - Bulbs & Motor oil	22.54
Bill	11/11/2020	499950	Lake County Waste ...	PO #2318 -Disposal of leaves from plant and office	18.00
Bill	12/10/2020	504496	Lake County Waste ...	PO #2326 Disposal of leaves	18.00
Bill	12/21/2020	83621...	Performance Mecha...	Diagnostic & Install turbo Universal Capacitor	308.00
Check	12/29/2020		Sophie Koot - Notary	Notary for Lien of 044-202-120-000	15.00
Bill	01/01/2021	05056...	Lake County Waste ...	Green Waste	13.50
Check	01/14/2021		Sophie Koot - Notary		15.00
Bill	02/02/2021	68422...	Autozone	Anti Freeze & Motor Oil @ Ford Ranger	28.42
Check	03/09/2021	2516	Sophie Koot - Notary	Lien 044-241-05	15.00
Check	03/09/2021	2517	Sophie Koot - Notary	Lien 044-202-14	15.00
Check	03/09/2021	2518	Sophie Koot - Notary	Lien 044-182-01	15.00
Total 569.45 · Outside Services					1,415.79
Total 569.00 · OTHER					1,415.79
Total ADMINISTRATIVE & GENERAL					1,415.79
TOTAL					1,415.79

3:37 PM

05/18/21

Accrual Basis

Buckingham Park Water District
Transaction Detail By Account
 July 2020 through April 2021

Type	Date	Num	Name	Memo	Amount
SOURCE OF SUPPLY					
511.00 · SUPERVISION, LABOR & EXPENSES					
511.20 · PG&E / Electricity					
Bill	07/17/2020	6/18/2...	PG&E	Intake Power / 6/18/20-7/16/20	828.83
Bill	09/17/2020	8/18/2...	PG&E	Intake Power	854.76
Check	10/21/2020	ACH	PG&E	Distribution System 9/17/20 - 10/16/20	268.02
Check	10/21/2020	ACH	PG&E	Intake Power	817.65
Check	11/05/2020	ACH	PG&E	Intake Power	817.65
Check	12/04/2020	ACH	PG&E	Intake Power	591.04
Check	01/04/2021	ACH	PG&E	Intake Power	502.33
Check	01/21/2021	ACH	PG&E	Intake Power	501.10
Check	02/22/2021	ACH	PG&E	Intake Power 01/19/21 - 02/17/21	476.83
Check	03/22/2021	ACH	PG&E	2/18/21 - 03/18/21	474.03
Check	04/20/2021	ACH	PG&E	Intake Power	508.81
Total 511.20 · PG&E / Electricity					6,641.05
Total 511.00 · SUPERVISION, LABOR & EXPENSES					6,641.05
Total SOURCE OF SUPPLY					6,641.05
TOTAL					6,641.05

**Buckingham Park Water District
Transaction Detail By Account
July 2020 through April 2021**

Type	Date	Num	Name	Memo	Amount
TRANSMISSION & DISTRIBUTION					
541.00 · SUPERVISION, LABOR & EXPENSES					
541.10 · Wages					
Paycheck	07/09/2020	2123	Alan Mitchell		122.43
Paycheck	07/09/2020	2123	Alan Mitchell		163.24
Paycheck	07/09/2020	Direct ...	William A Rae		481.85
Paycheck	07/23/2020	ACH	Ahimsah O Wonder...		84.00
Paycheck	07/23/2020	2140	Alan Mitchell		346.89
Paycheck	07/23/2020	ACH	William A Rae		41.90
Paycheck	07/23/2020	ACH	William A Rae		419.00
Invoice	07/23/2020	2	Water Sales	Bulk Water Sale = 445 Cubic Feet	-58.73
Paycheck	08/07/2020	2163	Alan Mitchell		163.24
Paycheck	08/07/2020	2166	William A Rae		523.75
Paycheck	08/07/2020	2166	William A Rae		86.43
Paycheck	08/20/2020	2183	Ahimsah O Wonder...		50.40
Paycheck	08/20/2020	2183	Ahimsah O Wonder...		33.60
Paycheck	08/20/2020	2184	Alan Mitchell		326.48
Paycheck	08/20/2020	2187	William A Rae	VOID:	0.00
Paycheck	08/20/2020	2187	William A Rae	VOID:	0.00
Paycheck	08/20/2020	2191	William A Rae		728.01
Paycheck	08/20/2020	2191	William A Rae		7.86
Paycheck	09/03/2020	2211	Alan Mitchell		530.53
Paycheck	09/03/2020	ACH	William A Rae		628.50
Paycheck	09/03/2020	ACH	William A Rae		62.86
Paycheck	09/18/2020	2235	Alan Mitchell		652.96
Paycheck	09/18/2020	ACH	William A Rae		811.81
Paycheck	10/01/2020	2262	William A Rae		963.70
Paycheck	10/02/2020	2258	Alan Mitchell		244.86
Paycheck	10/02/2020	2261	William A Rae	VOID:	0.00
Paycheck	10/16/2020	2282	Alan Mitchell		754.99
Paycheck	10/16/2020	2283	William A Rae		633.74
Paycheck	10/30/2020	2304	Alan Mitchell		724.38
Paycheck	10/30/2020	2307	William A Rae		1,026.55
Paycheck	11/10/2020	2339	Alan Mitchell		877.42
Paycheck	11/10/2020	2339	Alan Mitchell		15.31
Paycheck	11/10/2020	ACH	William A Rae		801.34
Paycheck	11/27/2020	2350	Alan Mitchell		489.72
Paycheck	11/27/2020	2350	Alan Mitchell		91.83
Paycheck	11/27/2020	ACH	William A Rae		654.69
Paycheck	12/11/2020	2368	Alan Mitchell		275.47
Paycheck	12/11/2020	2370	William A Rae		356.15
Paycheck	12/24/2020	2394	Alan Mitchell		285.67
Paycheck	12/24/2020	2397	William A Rae	VOID:	0.00
Paycheck	12/24/2020	2416	William A Rae		885.14
Paycheck	01/08/2021	2419	Alan Mitchell		489.72
Paycheck	01/08/2021	2421	William A Rae		377.10
Paycheck	01/08/2021	2421	William A Rae		31.43
Paycheck	01/22/2021	2433	Alan Mitchell		387.70
Paycheck	01/22/2021	2436	William A Rae		649.45

3:37 PM

**Buckingham Park Water District
Transaction Detail By Account
July 2020 through April 2021**

05/18/21

Accrual Basis

Type	Date	Num	Name	Memo	Amount
Paycheck	02/05/2021	2457	Alan Mitchell		571.34
Paycheck	02/05/2021	2460	William A Rae		481.85
Paycheck	02/19/2021	2481	Alan Mitchell		1,316.12
Paycheck	02/19/2021	2483	William A Rae	VOID:	0.00
Paycheck	02/19/2021	2484	William A Rae		701.83
Paycheck	03/05/2021	2500	Alan Mitchell		244.86
Paycheck	03/05/2021	2503	William A Rae		796.10
Paycheck	03/19/2021	2518	Alan Mitchell		591.75
Paycheck	03/19/2021	2521	William A Rae		864.19
Paycheck	03/29/2021	2535	Alan Mitchell	VOID:	0.00
Paycheck	03/29/2021	2538	William A Rae	VOID:	0.00
Paycheck	03/29/2021	2540	Alan Mitchell		489.72
Paycheck	03/29/2021	2543	William A Rae		927.04
Paycheck	04/16/2021	2560	Alan Mitchell		846.81
Paycheck	04/16/2021	2562	William A Rae	VOID:	0.00
Paycheck	04/16/2021	2563	William A Rae	VOID:	0.00
Paycheck	04/16/2021	2564	William A Rae		916.56
Paycheck	04/30/2021	2586	Alan Mitchell		326.48
Paycheck	04/30/2021	2589	William A Rae		534.23
Total 541.10 · Wages					26,832.25
Total 541.00 · SUPERVISION, LABOR & EXPENSES					26,832.25
Total TRANSMISSION & DISTRIBUTION					26,832.25
TOTAL					26,832.25

3:38 PM

05/18/21

Accrual Basis

Buckingham Park Water District
Transaction Detail By Account
 July 2020 through April 2021

Type	Date	Num	Name	Memo	Amount
TRANSMISSION & DISTRIBUTION					
541.00 · SUPERVISION, LABOR & EXPENSES					
541.40 · Safety & Security					
Bill	07/10/2020	2185	Middletown Copy & ...	Lori's Name Badge and Magnets	122.27
Bill	08/28/2020	2195	Middletown Copy & ...	Name Badges for Alan, Ahimsah & Will also Door Magnets for Will	159.80
Check	09/15/2020	2249	Ahimsah Wonderwh...	Online Flagger Course	280.00
Bill	01/15/2021	12711...	Kelseyville Lumber	Motion Light for outback	75.06
Bill	02/10/2021	12788...	Kelseyville Lumber		23.57
Bill	02/15/2021		US Bank	New Office Cameras	528.73
Total 541.40 · Safety & Security					1,189.43
Total 541.00 · SUPERVISION, LABOR & EXPENSES					1,189.43
Total TRANSMISSION & DISTRIBUTION					1,189.43
TOTAL					1,189.43

8:37 AM

05/20/21

Accrual Basis

Buckingham Park Water District
Transaction Detail By Account
 July 2020 through April 2021

Type	Date	Name	Memo	Amount
TRANSMISSION & DISTRIBUTION				
542.00 · MAINTENANCE,STRUCTURES & IMPROV				
542.50 · Maintenance Projects				
Bill	08/04/2020	Terri Lujan	Equipment Remtal to clean and haul drying bed waste	1,650.00
General Journal	08/04/2020		East Lake Landfill - disposal fee @ drying bed	732.36
Check	08/18/2020	Lake County Department o...	Permit for 3020 Hillside Court Service Line Repair	220.00
Bill	08/28/2020	Terri Lujan	Equipment Rental 3020 Hillside Court service line repair	1,675.00
Bill	08/31/2020	Clearlake Redi Mix, Inc.	Slurry for Hillside Court Repair	208.28
Check	09/02/2020	Lake County Department o...	Encroachment Permit 1995/2020 Westlake Drive	220.00
Bill	09/09/2020	Terri Lujan	Service Le Repair 1995/2020 Westlake Drive	1,485.00
Check	09/22/2020	Fleet Pride	Battery for Tank Site 1 Generator	112.75
Bill	09/22/2020	Kelseyville Lumber	PO #2302	20.37
Bill	10/01/2020	Terri Lujan	Equipment Rental service line repair ELD	1,500.00
Bill	10/20/2020	Terri Lujan	Equipment Rental for service line repair Eastlake Drive	1,500.00
Bill	11/24/2020	Terri Lujan	3196 hillside ct./3203 southlake dr. leak repair	1,500.00
Bill	04/03/2021	Ferguson Waterworks	PO #2347	1,019.52
Total 542.50 · Maintenance Projects				11,843.28
Total 542.00 · MAINTENANCE,STRUCTURES & IMPROV				11,843.28
Total TRANSMISSION & DISTRIBUTION				11,843.28
TOTAL				11,843.28

3:38 PM

05/18/21

Accrual Basis

Buckingham Park Water District
Transaction Detail By Account
 July 2020 through April 2021

Type	Date	Num	Name	Memo	Amount
TRANSMISSION & DISTRIBUTION					
542.00 · MAINTENANCE,STRUCTURES & IMPROV					
542.10 · Outside Services					
Bill	09/13/2020	PO #2...	Clearlake Lava, Inc	Slurry for trench backfill 1995 Westlake Drive	271.34
Bill	09/23/2020	18860...	Granite Construction	PO #2301 - Hot Patch for Hillside Court	33.20
Bill	10/06/2020	14783	Burrell's Automotive	Install ebrake lever assy	317.81
Bill	10/08/2020	18979...	Granite Construction	PO #2309 - Asphalt for service line repair	71.02
Bill	02/17/2021	9025-21	Chernoh Excavating	Westlake Drive Main Line Repair	480.00
Bill	03/18/2021	14997	Burrell's Automotive	Valve cover, oil & filter temp sensor	300.59
Bill	03/24/2021		Terri Lujan	Equipment Rental	1,775.00
Total 542.10 · Outside Services					3,248.96
Total 542.00 · MAINTENANCE,STRUCTURES & IMPROV					3,248.96
Total TRANSMISSION & DISTRIBUTION					3,248.96
TOTAL					3,248.96

3:39 PM

05/18/21

Accrual Basis

Buckingham Park Water District
Transaction Detail By Account
 July 2020 through April 2021

Type	Date	Num	Name	Memo	Amount
TRANSMISSION & DISTRIBUTION					
542.00 · MAINTENANCE,STRUCTURES & IMPROV					
542.20 · Supplies					
Bill	08/11/2020	12211...	Kelseyville Lumber	PO # 2291 Aeration Pump Repair Parts	87.32
Bill	08/18/2020	PO 22...	Kelseyville Lumber	60# Asphalt Patch	42.20
Bill	10/06/2020	PO #2...	Kelseyville Lumber	Pipe wrap and asphalt patch	76.36
Bill	10/09/2020	02638...	Pace Supply	PO #2308 - Service line & fittings for inventory	409.95
Bill	10/13/2020	387346	USA Bluebook	PO #2311 - White marking paint	120.33
Bill	10/21/2020	02638...	Pace Supply	PO #2308	537.32
Bill	10/29/2020	02638...	Pace Supply	Po #2308	103.62
Bill	11/05/2020	12499...	Kelseyville Lumber	PO #2316 - Maint Supplies	26.79
Bill	11/19/2020	19246...	Granite Construction	PO #2320 - base rock & sand	603.90
Bill	11/19/2020	02645...	Pace Supply	PO #2315 - Misc service line fittings	600.39
Bill	11/24/2020	02645...	Pace Supply	inv# 026457599-1 repair supplies	537.32
Bill	11/24/2020	02645...	Pace Supply	supplies for distribution repairs	417.69
Bill	12/08/2020	02649...	Pace Supply	PO #2315 corp stop	111.68
Bill	12/10/2020	12611...	Kelseyville Lumber	PO #2325 green waste bags/yardsticks	25.68
Bill	12/11/2020	14060...	Badger Meter Inc.	Po #2324 - 6 new meters	559.65
Bill	01/05/2021	12683...	Kelseyville Lumber	PO #2329	31.72
Bill	01/06/2021	12685...	Kelseyville Lumber	PO #2330	35.38
Bill	01/07/2021	56195...	Mendo Mill Home C...	PO #2331	91.06
Bill	02/03/2021	493130	USA Bluebook	PO #2339	381.02
Bill	02/11/2021	12790...	Kelseyville Lumber	PO #2342	14.91
Bill	03/25/2021	02674...	Pace Supply	PO #2347	326.92
Bill	03/25/2021	553798	USA Bluebook	PO #2348	121.04
Bill	04/02/2021	02674...	Pace Supply	PO #2347	171.93
Bill	04/05/2021	02675...	Pace Supply		409.69
Total 542.20 · Supplies					5,843.87
Total 542.00 · MAINTENANCE,STRUCTURES & IMPROV					5,843.87
Total TRANSMISSION & DISTRIBUTION					5,843.87
TOTAL					5,843.87

3:39 PM

05/18/21

Accrual Basis

Buckingham Park Water District
Transaction Detail By Account
 July 2020 through April 2021

Type	Date	Num	Name	Memo	Amount
TRANSMISSION & DISTRIBUTION					
542.00 · MAINTENANCE,STRUCTURES & IMPROV					
542.40 · Equipment Rental					
Bill	09/22/2020	24642...	Kelseyville Lumber	PO #2303	80.44
Bill	10/07/2020	196321	UCC Rentals	Vibra Plate	78.00
Bill	10/28/2020		Terri Lujan	2700 Buckingham Drive Service Line Repair	750.00
Total 542.40 · Equipment Rental					908.44
Total 542.00 · MAINTENANCE,STRUCTURES & IMPROV					908.44
Total TRANSMISSION & DISTRIBUTION					908.44
TOTAL					908.44

3:39 PM

05/18/21

Accrual Basis

Buckingham Park Water District
Transaction Detail By Account
 July 2020 through April 2021

Type	Date	Num	Name	Memo	Amount
WATER TREATMENT					
531.00 · SUPERVISION, LABOR & EXPENSE					
531.15 · PG&E / Electricity					
Bill	07/17/2020	6/18/2...	PG&E	Water Plant / 6/18/20-7/16/20	432.43
Bill	09/17/2020	8/18/2...	PG&E	Water Plant Power	445.96
Check	10/21/2020	ACH	PG&E	Water Plant	426.60
Check	11/05/2020	ACH	PG&E	Water Plant	426.60
Check	12/04/2020	ACH	PG&E	Water Plant	308.37
Check	01/04/2021	ACH	PG&E	Water Plant Power	262.09
Check	01/21/2021	ACH	PG&E	Water Plant Power	261.45
Check	02/22/2021	ACH	PG&E	Water Plant Power 01/19/21 - 02/17/21	248.78
Check	03/22/2021	ACH	PG&E	2/18/21 - 03/18/21	247.32
Check	04/20/2021	ACH	PG&E	Water Plant	265.47
Total 531.15 · PG&E / Electricity					3,325.07
Total 531.00 · SUPERVISION, LABOR & EXPENSE					3,325.07
Total WATER TREATMENT					3,325.07
TOTAL					3,325.07

3:40 PM

05/18/21

Accrual Basis

Buckingham Park Water District
Transaction Detail By Account
 July 2020 through April 2021

Type	Date	Num	Name	Memo	Amount
WATER TREATMENT					
531.00 · SUPERVISION, LABOR & EXPENSE					
531.25 · Chemicals-PostChlor Sodium Hypo					
General Journal	07/31/2020	46910		Expense post-chlor for July 2020 - 144.8 Gal	363.45
General Journal	08/31/2020	46922		Expense post-chlor for August 2020 - 205 Gal	515.05
General Journal	09/30/2020	46937		Expense post-chlor for September 2020 - 173 Gal	485.85
General Journal	10/31/2020	46947		Expense post-chlor for October 2020 - 116 Gal	326.52
General Journal	11/30/2020	46957		Expense post-chlor for November 2020 - 74.1 Gal	208.22
General Journal	12/31/2020	46965		Expense post-chlor for December 2020 - 60.9 Gal	171.13
General Journal	01/31/2021	46974		Expense post-chlor for January 2021 - 65.7 Gal	184.62
General Journal	02/28/2021	46980		Expense post-chlor for Feb 2021 - 45.1 Gal	126.73
General Journal	03/31/2021	46987		Expense post-chlor for March 2021 - 50.4 Gal	141.62
General Journal	04/30/2021	46989		Expense post-chlor for May 2018 - 93 Gal	182.65
Total 531.25 · Chemicals-PostChlor Sodium Hypo					2,705.84
Total 531.00 · SUPERVISION, LABOR & EXPENSE					2,705.84
Total WATER TREATMENT					2,705.84
TOTAL					2,705.84

3:41 PM

05/18/21

Accrual Basis

Buckingham Park Water District
Transaction Detail By Account
 July 2020 through April 2021

Type	Date	Num	Name	Memo	Amount
WATER TREATMENT					
531.00 · SUPERVISION, LABOR & EXPENSE					
531.40 · Testing - Lab					
Bill	07/06/2020	17101...	Karola Kennedy	microcystin testing	105.00
Bill	07/22/2020	00732...	Alpha Analytical Lab...		120.00
Bill	08/02/2020	17100...	Karola Kennedy		105.00
Bill	09/21/2020	00934...	Alpha Analytical Lab...	Treated in plant	120.00
Bill	09/26/2020	17100...	Karola Kennedy		210.00
Bill	10/05/2020	01016...	Alpha Analytical Lab...		85.00
Bill	10/27/2020	01044...	Alpha Analytical Lab...		265.00
Bill	11/24/2020	17100...	Karola Kennedy	1710011-101620 Treated water Microcystin	105.00
Bill	11/24/2020	01125...	Alpha Analytical Lab...	20j3239 Finished water title 22	765.00
Bill	11/24/2020	20k0087	Alpha Analytical Lab...	20k0087 TOC	120.00
Bill	01/11/2021	10119...	Alpha Analytical Lab...	In plant treated	55.00
Bill	02/02/2021	10129...	Alpha Analytical Lab...	Water Treatment	120.00
Bill	02/10/2021	10228...	Alpha Analytical Lab...	Treated	135.00
Bill	03/17/2021	10344...	Alpha Analytical Lab...	Treated Water	120.00
Bill	03/29/2021	10359...	Alpha Analytical Lab...	Active treated in plant	35.00
Bill	03/30/2021	10361...	Alpha Analytical Lab...	Treatment	125.00
Bill	04/19/2021	10440...	Alpha Analytical Lab...		120.00
Total 531.40 · Testing - Lab					2,710.00
Total 531.00 · SUPERVISION, LABOR & EXPENSE					2,710.00
Total WATER TREATMENT					2,710.00
TOTAL					2,710.00

3:41 PM

05/18/21

Accrual Basis

Buckingham Park Water District
Transaction Detail By Account
 July 2020 through April 2021

Type	Date	Num	Name	Memo	Amount
WATER TREATMENT					
531.00 · SUPERVISION, LABOR & EXPENSE					
531.60 · CUPA Permit & other permits					
Check	09/21/2020	2255	Lake County Depart...	Encroachment Permit 2390/2395 Eastlake Drive Service Line Leak	200.00
Check	09/24/2020		Lake County Depart...	Encroachment Permit 2390/2395 Eastlake Drive Service Line Leak - ck 2255 onl...	20.00
Bill	10/01/2020	2020_...	County Of Lake Dep...	Lakebed annual encroachment lease	128.00
Bill	10/14/2020		Lake County Public ...	Permit for 2100 Eastlake Drive	220.00
Check	10/21/2020	2302	Lake County Public ...	Permit for 2700 Buckingham Drive Service Line Repair	220.00
Bill	10/28/2020	IN001...	County of Lake Heal...	Cupa Permit 2021 Facility ID FA0000026	904.00
Check	02/17/2021	2498	Lake County Public ...	Westlake Drive Water Main Repair	220.00
Total 531.60 · CUPA Permit & other permits					1,912.00
Total 531.00 · SUPERVISION, LABOR & EXPENSE					1,912.00
Total WATER TREATMENT					1,912.00
TOTAL					1,912.00

3:42 PM

05/18/21

Accrual Basis

Buckingham Park Water District
Transaction Detail By Account
 July 2020 through April 2021

Type	Date	Num	Name	Memo	Amount
WATER TREATMENT					
532.00 · MAINTENANCE,STRUCTURES & IMPROV					
532.20 · Supplies					
Bill	07/02/2020	285148	USA Bluebook	PO #2277, avacado Style Flow Switches	144.19
Bill	07/10/2020	PO #2...	Mendo Mill Home C...	PO #2280, Distilled Water	19.51
Check	07/22/2020	2160	Ahimsah Wonderwh...	Alarm Battery - Amazon	23.49
Check	07/22/2020	2160	Ahimsah Wonderwh...	Alarm Battery - Amazon	24.66
Bill	08/04/2020	68421...	Autozone		26.56
Bill	08/04/2020	24103...	Kelseyville Lumber	Tie down hardware for Propane Tank	107.17
Bill	08/04/2020	24166...	Kelseyville Lumber		16.08
Bill	08/19/2020	PO 22...	Grainger	PO #2294 Waste Receptor for cracked eye wash station	172.56
Bill	10/13/2020	11314...	Quill	Plant Office Toner	96.83
Bill	10/13/2020	11284...	Quill	Plant Office Toner	232.72
Bill	10/14/2020	11315...	Quill	Plant Office Toner	170.52
Check	10/15/2020		Autozone	Oil for Jumping Jack	13.02
Bill	11/04/2020	55780...	Mendo Mill Home C...	Misc supplies	185.83
Bill	12/03/2020	14006...	Grainger	PO #2321 relay & socket for Zap truck / bulbs	149.28
Bill	12/04/2020	68422...	Autozone	PO #2323 - Replace Auxiliary battery on Zap truck	167.25
Bill	12/10/2020	68422...	Autozone	PO #2327 spark plugs/ignition wire set	44.51
Bill	12/21/2020	01241...	Alpha Analytical Lab...	Treated Water	120.00
Total 532.20 · Supplies					1,714.18
Total 532.00 · MAINTENANCE,STRUCTURES & IMPROV					1,714.18
Total WATER TREATMENT					1,714.18
TOTAL					1,714.18

3:42 PM

05/18/21

Accrual Basis

**Buckingham Park Water District
Transaction Detail By Account
July 2020 through April 2021**

Type	Date	Num	Name	Memo	Amount
WATER TREATMENT					
532.00 · MAINTENANCE,STRUCTURES & IMPROV					
532.40 · Equipment Rental					
Bill	11/24/2020		Terri Lujan	drying bed cleanout	450.00
Bill	01/14/2021		Terri Lujan	Cleaning out drying beds	1,700.00
Total 532.40 · Equipment Rental					<u>2,150.00</u>
Total 532.00 · MAINTENANCE,STRUCTURES & IMPROV					<u>2,150.00</u>
Total WATER TREATMENT					<u>2,150.00</u>
TOTAL					<u><u>2,150.00</u></u>

3:43 PM

05/18/21

Accrual Basis

Buckingham Park Water District
Transaction Detail By Account
 July 2020 through April 2021

Type	Date	Num	Name	Memo	Amount
NON-OPERATING REVENUE					
498.00 · OTHER NON-OPERATING REVENUES					
498.45 · CIP Reserve					
General Journal	07/31/2020	46906	Water Sales	July 2020	10,534.00
General Journal	08/31/2020	46919	Water Sales	August 2020	10,488.00
General Journal	09/30/2020	46938	Water Sales	September 2020	10,488.00
General Journal	10/01/2020	46934	Water Sales	September 2020	0.00
General Journal	10/31/2020	46944	Water Sales	October 2020	10,442.00
General Journal	11/30/2020	46953	Water Sales	November 2020	10,534.00
General Journal	12/31/2020	46961	Water Sales	December 2020	10,511.00
General Journal	01/31/2021	46968	Water Sales	January 2021	10,442.00
General Journal	02/28/2021	46977	Water Sales	February 2021	10,442.00
General Journal	03/31/2021	46985	Water Sales	March 2021	10,442.00
General Journal	04/30/2021	46995	Water Sales	April 2021	10,350.00
Total 498.45 · CIP Reserve					104,673.00
Total 498.00 · OTHER NON-OPERATING REVENUES					104,673.00
Total NON-OPERATING REVENUE					104,673.00
TOTAL					104,673.00

9:39 AM

Buckingham Park Water District

05/05/21

Balance Sheet

Accrual Basis

As of April 30, 2021

	Apr 30, 21
ASSETS	
Current Assets	
Checking/Savings	
125 · Umpqua Bank - 6156 (USDA pmnts)	58,177.80
110 · Umpqua Bank - 7106	-3,000.10
115 · Umpqua Bank- 1586	101,235.19
120 · LAIF	967,650.93
130 · Petty Cash	160.00
Total Checking/Savings	1,124,223.82
Accounts Receivable	
200 · Accounts Receivable	
200-80 · Cal OES Grant Reimbursement	58.73
200-20 · Delinquent Accounts Receivable	708.65
200-30 · Utility Billing Receivable	19,136.22
200.10 · Accounts Receivable - Other	622.13
200 · Accounts Receivable - Other	-125.00
Total 200 · Accounts Receivable	20,400.73
Total Accounts Receivable	20,400.73
Other Current Assets	
300 · Prepaid Expenses	
300-35 · Prepaid Insurance-Liability	6,928.34
300-10 · Prepaid Chemicals	
300-101 · Prepaid Coagulant	9,236.07
300-105 · Prepaid Coagulant Aid	-761.30
300-200 · PrePaid Chlor Disinfectant	2,487.05
300-10 · Prepaid Chemicals - Other	79.56
Total 300-10 · Prepaid Chemicals	11,041.38
300-20 · Prepaid Filter Media	1,787.67
300-30 · Prepaid Insurance-Workers Comp	709.93
300-40 · Prepaid Office Supplies & Svcs	21,785.66
300-60 · Prepaid Tools & Equip	-4,767.62
Total 300 · Prepaid Expenses	37,485.36
Total Other Current Assets	37,485.36
Total Current Assets	1,182,109.91
Fixed Assets	
Accumulated Depreciation	-2,708,773.37
CIP - 2016 Retaining Wall	76,581.54
CIP - CDPHP501710011264-FA5013	-46,493.52
CIP - USDA Dist System Improv	1,425,035.52
CIP -SRF-14-613-550	6,718.75
Equipment Assets	
Office Equipment	10,929.05
Tools & Equipment	116,721.38
Equipment Assets - Other	21,129.50
Total Equipment Assets	148,779.93
Land	325,085.00
Water System Assets	
Fence	6,050.00
Water System Assets - Other	4,706,518.07
Total Water System Assets	4,712,568.07
Water System Software	0.08
1651 · Office Building	168,464.27

9:39 AM

Buckingham Park Water District

Balance Sheet

05/05/21

As of April 30, 2021

Accrual Basis

	Apr 30, 21
Total Fixed Assets	4,107,966.27
Other Assets	
GMAC Bond Assessment Receivable	33,181.20
Total Other Assets	33,181.20
TOTAL ASSETS	5,323,257.38
LIABILITIES & EQUITY	
Liabilities	
Current Liabilities	
Accounts Payable	
Accounts Payable	12,654.02
Total Accounts Payable	12,654.02
Other Current Liabilities	
PAYROLL LIABILITIES	
Compensated Absences Accrued	4,714.81
EMPLOYEE WITHHOLDINGS	
Emp. IRA Contributions	560.98
Employee Fed W/H	633.40
Employee Medical W/H	3,973.79
Employee Paid FICA	
Employee % Medicare	63.03
Employee % Social Security	269.50
Total Employee Paid FICA	332.53
Employee PIT W/H	676.69
Employee Vol. SDI W/H	118.81
Total EMPLOYEE WITHHOLDINGS	6,296.20
EMPLOYER CONTRIBUTIONS & TAXES	
Employer IRA Contributions	-1,099.88
Employer Medical Contribution	500.00
Payroll Taxes	
Employer FICA	
Medicare	-17.49
Social Security	350.02
Employer FICA - Other	-0.57
Total Employer FICA	331.96
Employer SUI	-68.78
Employer Training Tax	-442.92
Payroll Taxes - Other	-3,308.19
Total Payroll Taxes	-3,487.93
EMPLOYER CONTRIBUTIONS & TAXES - Other	537.57
Total EMPLOYER CONTRIBUTIONS & TAXES	-3,550.24
PAYROLL LIABILITIES - Other	-349.78
Total PAYROLL LIABILITIES	7,110.99
Suspense	-1,069.13
2600 · Loan - SRF Zero Interest	178,200.00
Total Other Current Liabilities	184,241.86
Total Current Liabilities	196,895.88
Long Term Liabilities	
GMAC Bond Assessment Payable	-67,412.42
Less Current Portion	85,899.00

9:39 AM

Buckingham Park Water District

Balance Sheet

As of April 30, 2021

05/05/21

Accrual Basis

	Apr 30, 21
USDA Loan	1,026,028.94
Total Long Term Liabilities	1,044,515.52
Total Liabilities	1,241,411.40
Equity	
Investment in Fixed Assets, Net	2,538,552.00
Restricted	
Capital Improvement Plan (\$23)	
Short Lived Asset Reserve -USDA	19,150.00
Debt Service - USDA Loan	45,113.00
Debt Service - S.R.F. Loan	6,600.00
Capital Improvement Plan (\$23) - Other	424,475.20
Total Capital Improvement Plan (\$23)	495,338.20
Emergency Reserves(\$7)	140,268.57
Expansion Fees(\$9k)	-22,238.66
Total Restricted	613,368.11
Unrestricted	
Unrestricted / Designated	
Gen. Operating Reserve	391,583.00
Total Unrestricted / Designated	391,583.00
Unrestricted - Other	240,510.86
Total Unrestricted	632,093.86
1110 - Retained Earnings	72,088.65
Net Income	225,743.36
Total Equity	4,081,845.98
TOTAL LIABILITIES & EQUITY	5,323,257.38

9:40 AM

Buckingham Park Water District
Statement of Cash Flows
April 2021

05/05/21

	Apr 21
OPERATING ACTIVITIES	
Net Income	20,653.90
Adjustments to reconcile Net Income to net cash provided by operations:	
200 · Accounts Receivable:200-30 · Utility Billing Receivable	1,047.43
300 · Prepaid Expenses:300-35 · Prepaid Insurance-Liability	1,065.52
300 · Prepaid Expenses:300-10 · Prepaid Chemicals:300-101 · Prepaid Coagulant	504.70
300 · Prepaid Expenses:300-10 · Prepaid Chemicals:300-200 · PrePaid Chlor Disinfectant	326.52
300 · Prepaid Expenses:300-20 · Prepaid Filter Media	115.00
300 · Prepaid Expenses:300-30 · Prepaid Insurance-Workers Comp	635.48
Accounts Payable	-2,283.86
PAYROLL LIABILITIES:EMPLOYEE WITHHOLDINGS:Emp. IRA Contributions	-412.77
PAYROLL LIABILITIES:EMPLOYEE WITHHOLDINGS:Employee Fed W/H	-1,121.00
PAYROLL LIABILITIES:EMPLOYEE WITHHOLDINGS:Employee Paid FICA:Employee % Medicare	-143.29
PAYROLL LIABILITIES:EMPLOYEE WITHHOLDINGS:Employee Paid FICA:Employee % Social Security	-612.66
PAYROLL LIABILITIES:EMPLOYEE WITHHOLDINGS:Employee PIT W/H	5.67
PAYROLL LIABILITIES:EMPLOYEE WITHHOLDINGS:Employee Vol. SDI W/H	2.84
PAYROLL LIABILITIES:EMPLOYER CONTRIBUTIONS & TAXES:Employer IRA Contributions	-248.47
PAYROLL LIABILITIES:EMPLOYER CONTRIBUTIONS & TAXES:Payroll Taxes:Employer FICA	-0.57
PAYROLL LIABILITIES:EMPLOYER CONTRIBUTIONS & TAXES:Payroll Taxes:Employer FICA:Medicare	-143.29
PAYROLL LIABILITIES:EMPLOYER CONTRIBUTIONS & TAXES:Payroll Taxes:Employer FICA:Social Security	-612.66
PAYROLL LIABILITIES:EMPLOYER CONTRIBUTIONS & TAXES:Payroll Taxes:Employer SUI	11.78
Net cash provided by Operating Activities	18,790.27
FINANCING ACTIVITIES	
1110 · Retained Earnings	-10,350.00
Restricted:Capital Improvement Plan (\$23)	10,350.00
Net cash provided by Financing Activities	0.00
Net cash increase for period	18,790.27
Cash at beginning of period	1,105,433.55
Cash at end of period	1,124,223.82

9:40 AM

05/05/21

Buckingham Park Water District
Statement of Cash Flows
 July 2020 through April 2021

Jul '20 - Apr 21

OPERATING ACTIVITIES		225,743.36
Net Income		225,743.36
Adjustments to reconcile Net Income to net cash provided by operations:		
200 · Accounts Receivable:200-80 · Cal OES Grant Reimbursement	-58.73	
200 · Accounts Receivable:200-20 · Delinquent Accounts Receivable	72.80	
200 · Accounts Receivable:200-30 · Utility Billing Receivable	-4,577.45	
300 · Prepaid Expenses:300-35 · Prepaid Insurance-Liability	10,655.20	
300 · Prepaid Expenses:300-10 · Prepaid Chemicals:300-101 · Prepaid Coagulant	-842.06	
300 · Prepaid Expenses:300-10 · Prepaid Chemicals:300-105 · Prepaid Coagulant Aid	410.44	
300 · Prepaid Expenses:300-10 · Prepaid Chemicals:300-200 · PrePaid Chlor Disinfectant	-1,042.83	
300 · Prepaid Expenses:300-20 · Prepaid Filter Media	1,150.00	
300 · Prepaid Expenses:300-30 · Prepaid Insurance-Workers Comp	6,354.80	
300 · Prepaid Expenses:300-40 · Prepaid Office Supplies & Svcs	-1,119.55	
Accounts Payable	-6,471.28	
PAYROLL LIABILITIES:EMPLOYEE WITHHOLDINGS:Emp. IRA Contributions	-3.62	
PAYROLL LIABILITIES:EMPLOYEE WITHHOLDINGS:Employee Fed W/H	5.00	
PAYROLL LIABILITIES:EMPLOYEE WITHHOLDINGS:Employee Paid FICA:Employee % Medicare	2.64	
PAYROLL LIABILITIES:EMPLOYEE WITHHOLDINGS:Employee Paid FICA:Employee % Social Security	11.27	
PAYROLL LIABILITIES:EMPLOYEE WITHHOLDINGS:Employee PIT W/H	432.75	
PAYROLL LIABILITIES:EMPLOYEE WITHHOLDINGS:Employee Vol. SDI W/H	118.81	
PAYROLL LIABILITIES:EMPLOYER CONTRIBUTIONS & TAXES:Employer IRA Contributions	-1.81	
PAYROLL LIABILITIES:EMPLOYER CONTRIBUTIONS & TAXES:Payroll Taxes:Employer FICA	-0.57	
PAYROLL LIABILITIES:EMPLOYER CONTRIBUTIONS & TAXES:Payroll Taxes:Employer FICA:Medicare	2.64	
PAYROLL LIABILITIES:EMPLOYER CONTRIBUTIONS & TAXES:Payroll Taxes:Employer FICA:Social Security	11.27	
PAYROLL LIABILITIES:EMPLOYER CONTRIBUTIONS & TAXES:Payroll Taxes:Employer SUI	17.98	
Net cash provided by Operating Activities		230,871.06
INVESTING ACTIVITIES		
GMAC Bond Assessment Receivable		288.70
Net cash provided by Investing Activities		288.70
FINANCING ACTIVITIES		
USDA Loan		21,196.88
1110 · Retained Earnings		-135,704.25
Restricted:Capital Improvement Plan (\$23)		68,057.73
Restricted:Emergency Reserves(\$7)		-9,200.00
Net cash provided by Financing Activities		-55,649.64
Net cash increase for period		175,510.12
Cash at beginning of period		948,713.70
Cash at end of period		1,124,223.82

JOURNAL ENTRY TO RECORD CHEMICAL INVENTORY FOR MONTH ENDING:

April

1. PRE-CHLORINE

CREDIT: PREPAID CHEMICALS / DISINFECTANT

DEBIT: 531.20 / PRE-CHLORINE

\$ 143.87

0.00

MEMO: EXPENSE 51.2 GAL OF PRE-CL2

0.00

2. POST-CHLORINE

CREDIT: PREPAID CHEMICALS / DISINFECTANT

DEBIT: 531.25 / POST CHLORINE

\$ 182.65

MEMO: EXPENSE 65.0 GAL OF POST-CL2

Pre Cl2
51.2 x
2.81 =
143.87 *

0.00

3. COAGULANT

CREDIT: PREPAID CHEMICALS / COAGULANT

DEBIT: 531.30 / COAGULANT

\$ 504.70

MEMO: EXPENSE 72.1 GAL OF COAG

Coagulant
72.1 x
7.00 =
504.70 *

0.00

4. COAGULANT AID

CREDIT: PREPAID CHEMICALS / COAGULANT AID

DEBIT: 531.35 / COAGULANT AID

\$ 0

MEMO: EXPENSE 0 GAL OF COAG AID

1:24 PM

05/03/21

Accrual Basis

Buckingham Park Water District
General Journal Transaction
April 30, 2021

<u>Num</u>	<u>Name</u>	<u>Memo</u>	<u>Account</u>	<u>Class</u>	<u>Debit</u>	<u>Credit</u>
46989		Expense pre-...	531.20 · Chemicals-...		143.87	
		Expense post...	531.25 · Chemicals-...		182.65	
		221 gal expen...	300-200 · PrePaid C...			326.52
					<u>326.52</u>	<u>326.52</u>
TOTAL					<u>326.52</u>	<u>326.52</u>

1:24 PM

05/03/21

Accrual Basis

**Buckingham Park Water District
General Journal Transaction
April 30, 2021**

<u>Num</u>	<u>Name</u>	<u>Memo</u>	<u>Account</u>	<u>Class</u>	<u>Debit</u>	<u>Credit</u>
46990		Coagulant Ex...	531.30 · Chemicals ...		504.70	
		Coagulant Ex...	300-101 · Prepaid C...			504.70
					504.70	504.70
TOTAL					<u>504.70</u>	<u>504.70</u>



April 30, 2021 Page: 1 of 8

Customer Service:
1-866-486-7782BUCKINGHAM PARK WATER DISTRICT
2880 EASTLAKE DR
KELSEYVILLE CA 95451-9031Last statement: March 31, 2021
This statement: April 30, 2021**PUBLIC FUNDS ANALYZED CHECKING**

Account number	4861421586	Beginning balance	\$99,473.33
Low balance	\$87,860.32	Deposits/Additions	\$56,267.39
Average balance	\$97,232.33	Withdrawals/Subtractions	\$46,974.11
Interest earned	\$0.00	Ending balance	\$108,766.61

Deposits/Additions

<u>Date</u>	<u>Description</u>	<u>Additions</u>
04-09	Deposit	1,000.00
04-15	Deposit	100.00
Total Additions		\$1,100.00

Other Deposits/ Additions

<u>Date</u>	<u>Description</u>	<u>Additions</u>
04-01	Remote Capture Dep	453.55
04-01	Remote Capture Dep	112.30
04-05	Remote Capture Dep	946.42
04-06	Remote Capture Dep	532.74
04-07	Remote Capture Dep	4,000.00
04-07	Remote Capture Dep	1,566.04
04-08	Remote Capture Dep	1,957.42
04-09	Remote Capture Dep	3,559.97
04-12	Remote Capture Dep	4,857.12
04-13	Remote Capture Dep	1,492.85
04-14	Remote Capture Dep	715.70
04-16	Remote Capture Dep	2,862.27
04-19	Remote Capture Dep	2,058.59
04-21	Remote Capture Dep	1,481.52
04-22	Remote Capture Dep	1,591.00
04-23	Remote Capture Dep	1,010.73
04-27	Remote Capture Dep	3,443.80
04-28	Remote Capture Dep	1,009.74
04-30	Remote Capture Dep	2,583.97
Total Other Deposits/ Additions		\$36,235.73

ACH and Electronic Payments/Subtractions

<u>Date</u>	<u>Description</u>	<u>Subtractions</u>
04-01	ACH Debit Pitney Bowes Postedge 48049399 20210331	300.00
04-01	ACH Debit Franklin Sponsor 34957 20210401	661.24
04-01	ACH Debit Buckingham Park ACH 9425181586 Debit Offset For O Riginated Credits	4,927.27
04-02	ACH Debit Employment Devel Edd Eftpmt 1461185056 20210402	116.54
04-02	ACH Debit Employment Devel Edd Eftpmt 269404704 20210402	437.02
04-02	ACH Debit IRS Usataxpymt 270149241444386 20210402	2,681.94
04-05	ACH Debit Vsp Payment Payments 20210403	46.28
04-06	ACH Debit Pgande Web Online 20210406	218.60
04-06	ACH Debit Pgande Web Online 20210406	2,060.99
04-12	ACH Debit United Healthcar EDI Paymts 20210412 442580059287	2,634.82
04-14	ACH Debit Franklin Sponsor 34957 20210414	653.72
04-15	ACH Debit Buckingham Park ACH 9425181586 Debit Offset For O Riginated Credits	4,752.50
04-16	ACH Debit Employment Devel Edd Eftpmt 118446624 20210416	113.50
04-16	ACH Debit Pitney Bowes Postedge 48049399 20210415	300.00
04-16	ACH Debit Employment Devel Edd Eftpmt 1081260576 20210416	417.55
04-16	ACH Debit IRS Usataxpymt 270150610731481 20210416	2,615.68
04-20	ACH Debit Go Daddy Web Order 1987491827 20210420	35.88
04-22	ACH Debit IRS Usataxpymt 270151230598516 20210422	2,681.94
04-23	ACH Debit Employment Devel Edd Eftpmt 431359520 20210423	.57
04-27	ACH Debit Pgande Web Online 20210427	236.96
04-28	ACH Debit Buckingham Park Rtn Item 9425181586 Chargeback For Ret Urned Originated D Ebits	201.90
04-29	ACH Debit Buckingham Park ACH 9425181586 Debit Offset For O Riginated Credits	5,075.75
04-30	ACH Debit Franklin Sponsor 34957 20210430	667.85
Total ACH and Electronic Payments/Subtractions		\$31,838.50

ACH and Electronic Deposits/Additions

<u>Date</u>	<u>Description</u>	<u>Additions</u>
04-02	ACH Credit Paygov.U.S, LLC Tf 3.31 Buckingham Park 20210402	97.26
04-05	ACH Credit Paygov.U.S, LLC Tf 4.1 Buckingham Park 20210405	253.24
04-06	ACH Credit Paygov.U.S, LLC Tf 4.2 Buckingham Park 20210406	455.69
04-08	ACH Credit Paygov.U.S, LLC Tf 4.6 Buckingham Park 20210408	102.50
04-09	ACH Credit Paygov.U.S, LLC Tf 4.7 Buckingham Park 20210409	48.89
04-20	ACH Credit Paygov.U.S, LLC Tf 4.16 Buckingham Park 20210420	300.00
04-26	ACH Credit Buckingham Park Payment 9425181586 Credit Offset For Originated Debits	17,568.17
04-30	ACH Credit Paygov.U.S, LLC Tf 4.28 Buckingham Park 20210430	105.91
Total ACH and Electronic Deposits/Additions		\$18,931.66

Other Withdrawals/Subtractions

<u>Date</u>	<u>Description</u>	<u>Subtractions</u>
04-20	Maintenance Fee Analysis Activity For 03/21	248.65
04-26	Cash Mgmt Trsfr Dr Ref 11615271 Funds Transfer To Dep 4864976156 From Usda Loan Payment	375.95
Total Other Withdrawals/Subtractions		\$624.60

BUCKINGHAM PARK WATER DISTRICT

April 30, 2021 Page: 3 of 8

Daily Balances

<u>Date</u>	<u>Amount</u>	<u>Date</u>	<u>Amount</u>	<u>Date</u>	<u>Amount</u>
03-31	99,473.33	04-12	101,058.46	04-22	92,448.65
04-01	94,150.67	04-13	102,041.70	04-23	93,458.81
04-02	88,443.05	04-14	102,043.68	04-26	110,651.03
04-05	89,596.43	04-15	97,216.18	04-27	113,857.87
04-06	87,860.32	04-16	93,936.57	04-28	114,199.13
04-07	93,314.06	04-19	94,873.76	04-29	109,123.38
04-08	95,373.98	04-20	92,651.43	04-30	108,766.61
04-09	98,836.16	04-21	93,718.74		

Overdraft Fee Summary

	Total For This Period	Total Year-to-Date
Total Overdraft Fees	\$0.00	\$0.00
Total Returned Item Fees	\$0.00	\$0.00

Checks

<u>Check #</u>	<u>Amount</u>	<u>Date</u>	<u>Check #</u>	<u>Amount</u>	<u>Date</u>
2531	\$240.54	04-02	2571	\$100.00	04-21
*2540	\$2,328.84	04-02	2572	\$1,019.52	04-19
*2548	\$315.00	04-06	2573	\$128.28	04-21
2549	\$380.59	04-16	2574	\$13.05	04-20
2550	\$1,137.68	04-09	*2576	\$908.54	04-20
2551	\$112.30	04-07	*2578	\$1,102.21	04-20
2552	\$9.00	04-09	2579	\$101.88	04-19
2553	\$129.95	04-06	2580	\$466.58	04-28
2554	\$479.60	04-13	2581	\$70.03	04-21
*2557	\$60.00	04-14	2582	\$179.15	04-22
2558	\$30.01	04-13	2583	\$84.00	04-21
*2560	\$2,314.56	04-16	2584	\$175.00	04-15
*2569	\$31.90	04-21	*2586	\$2,378.80	04-30
2570	\$214.00	04-20			

(* Skip in check sequence, R-Check has been returned, + Electronified check))

Total Checks paid: 27 for -\$14,511.01

BUCKINGHAM PARK WATER DISTRICT

April 30, 2021 Page: 4 of 8

BUCKINGHAM PARK WATER DISTRICT
 P.O. BOX 254
 2500 EASTLAKE DR.
 KELSEYVILLE, CA 95451-0021

ISSUE DATE: 04/21/2021
 CHECK NO: 2531

PAY TO THE ORDER OF: T&T Valve and Instrument, Inc. \$ 240.54

Two Hundred Forty and 5/100 DOLLARS

T&T Valve and Instrument, Inc.
 1181 Quarry Lane #150
 Pleasanton, CA 94566

TWO SIGNATURES OVER \$1,000.00

MEMO: BUCK-PKX

⑆002531⑆ ⑆123205054⑆ 4861421586⑆

Check # 2531, Posted 04-02-21, Amount \$240.54

BUCKINGHAM PARK WATER DISTRICT
 P.O. BOX 254
 2500 EASTLAKE DR.
 KELSEYVILLE, CA 95451-0021

ISSUE DATE: 04/16/2021
 CHECK NO: 2549

PAY TO THE ORDER OF: Burrell's Automotive \$ 380.59

Three Hundred Eighty and 59/100 DOLLARS

Burrell's Automotive
 7010 Old Hwy 53
 Clearlake, CA 95422

TWO SIGNATURES OVER \$1,000.00

MEMO: BUCK-PKX

⑆002549⑆ ⑆123205054⑆ 4861421586⑆

Check # 2549, Posted 04-16-21, Amount \$380.59

1748931387

FOR DEPOSIT ONLY
 TO LAND COUNTY TREASURER
 PUBLIC SERVICES DEPT.
 1000 N. 1ST ST.
 KELSEYVILLE, CA 95451-0001

10-19273918

FOR DEPOSIT ONLY
 TO LAND COUNTY TREASURER
 PUBLIC SERVICES DEPT.
 1000 N. 1ST ST.
 KELSEYVILLE, CA 95451-0001

BUCKINGHAM PARK WATER DISTRICT
 P.O. BOX 254
 2500 EASTLAKE DR.
 KELSEYVILLE, CA 95451-0021

ISSUE DATE: 03/25/2021
 CHECK NO: 2540

PAY TO THE ORDER OF: Alan Mitchell \$ 2,328.84

Two Thousand Three Hundred Twenty Eight and 84/100 DOLLARS

Alan Mitchell
 3535 Jefferson Street
 Clearlake, CA 95422

TWO SIGNATURES OVER \$1,000.00

MEMO: BUCK-PKX

Pay Period: 03/14/2021 - 03/27/2021

⑆002540⑆ ⑆123205054⑆ 4861421586⑆

Check # 2540, Posted 04-02-21, Amount \$2,328.84

BUCKINGHAM PARK WATER DISTRICT
 P.O. BOX 254
 2500 EASTLAKE DR.
 KELSEYVILLE, CA 95451-0021

ISSUE DATE: 04/09/2021
 CHECK NO: 2550

PAY TO THE ORDER OF: County of Lake Solid Waste \$ 1,137.68

One Thousand One Hundred Thirty Seven and 68/100 DOLLARS

County of Lake Solid Waste
 333 2nd Street
 Lakeport, CA 95453

TWO SIGNATURES OVER \$1,000.00

MEMO: BUCK-PKX

⑆002550⑆ ⑆123205054⑆ 4861421586⑆

Check # 2550, Posted 04-09-21, Amount \$1,137.68

15022000455150

FOR DEPOSIT ONLY
 TO LAND COUNTY TREASURER
 PUBLIC SERVICES DEPT.
 1000 N. 1ST ST.
 KELSEYVILLE, CA 95451-0001

BUCKINGHAM PARK WATER DISTRICT
 P.O. BOX 254
 2500 EASTLAKE DR.
 KELSEYVILLE, CA 95451-0021

ISSUE DATE: 03/31/2021
 CHECK NO: 2548

PAY TO THE ORDER OF: Alpha Analytical Laboratories, Inc. \$ 315.00

Three Hundred Fifteen and 00/100 DOLLARS

Alpha Analytical Laboratories, Inc.
 208 Mason Street
 Ukiah, CA 95422

TWO SIGNATURES OVER \$1,000.00

MEMO: BUCK-PKX

⑆002548⑆ ⑆123205054⑆ 4861421586⑆

Check # 2548, Posted 04-06-21, Amount \$315.00

BUCKINGHAM PARK WATER DISTRICT
 P.O. BOX 254
 2500 EASTLAKE DR.
 KELSEYVILLE, CA 95451-0021

ISSUE DATE: 03/31/2021
 CHECK NO: 2551

PAY TO THE ORDER OF: David & Wanda Gray \$ 112.30

One Hundred Twelve and 30/100 DOLLARS

David & Wanda Gray
 3121 Sovolake Drive

TWO SIGNATURES OVER \$1,000.00

MEMO: BUCK-PKX

⑆002551⑆ ⑆123205054⑆ 4861421586⑆

Check # 2551, Posted 04-07-21, Amount \$112.30

123205054 002548
 4861421586
 BUCKINGHAM PARK WATER DISTRICT

FOR DEPOSIT ONLY
 TO LAND COUNTY TREASURER
 PUBLIC SERVICES DEPT.
 1000 N. 1ST ST.
 KELSEYVILLE, CA 95451-0001

1682473153

FOR DEPOSIT ONLY
 TO LAND COUNTY TREASURER
 PUBLIC SERVICES DEPT.
 1000 N. 1ST ST.
 KELSEYVILLE, CA 95451-0001

BUCKINGHAM PARK WATER DISTRICT

April 30, 2021 Page: 6 of 8

BUCKINGHAM PARK WATER DISTRICT
 P# (927)784262
 2500 EASTLAKE DR.
 KELSEYVILLE, CA 95451-9031

2569
 4/19/2021

PAY TO THE ORDER OF Ahmetah Woodruff \$ **31.90

THIRTY ONE and 90/100 DOLLARS

Ahmetah Woodruff
 10059 Pointe Levee Rd.
 Kelseyville, Ca 95451

MEMO

⑆002569⑆ ⑆123205054⑆ 4861421586⑆

Check # 2569, Posted 04-21-21, Amount \$31.90

BUCKINGHAM PARK WATER DISTRICT
 P# (927)784262
 2500 EASTLAKE DR.
 KELSEYVILLE, CA 95451-9031

2572
 4/19/2021

PAY TO THE ORDER OF Ferguson Enterprises Inc \$ **1,019.52

ONE THOUSAND ONE HUNDRED AND 52/100 DOLLARS

Ferguson Enterprises Inc
 P.O. Box 740227
 Los Angeles, CA 90074-0227

MEMO

⑆002572⑆ ⑆123205054⑆ 4861421586⑆

Check # 2572, Posted 04-19-21, Amount \$1,019.52

BUCKINGHAM PARK WATER DISTRICT
 P# (927)784262
 2500 EASTLAKE DR.
 KELSEYVILLE, CA 95451-9031

2570
 4/20/2021

PAY TO THE ORDER OF Alpha Analytical Laboratories, Inc \$ **214.00

ONE HUNDRED FOURTEEN and 00/100 DOLLARS

Alpha Analytical Laboratories, Inc.
 14200 Mayport Street
 Ukiah, CA 95442

MEMO

⑆002570⑆ ⑆123205054⑆ 4861421586⑆

Check # 2570, Posted 04-20-21, Amount \$214.00

BUCKINGHAM PARK WATER DISTRICT
 P# (927)784262
 2500 EASTLAKE DR.
 KELSEYVILLE, CA 95451-9031

2573
 4/13/2021

PAY TO THE ORDER OF Kelseyville Lumber \$ **128.28

ONE HUNDRED TWENTY EIGHT and 28/100 DOLLARS

Kelseyville Lumber
 PO Box 370
 Kelseyville, CA 95451

MEMO

⑆002573⑆ ⑆123205054⑆ 4861421586⑆

Check # 2573, Posted 04-21-21, Amount \$128.28

BUCKINGHAM PARK WATER DISTRICT
 P# (927)784262
 2500 EASTLAKE DR.
 KELSEYVILLE, CA 95451-9031

2571
 4/12/2021

PAY TO THE ORDER OF American Water Works Association \$ **100.00

ONE HUNDRED and 00/100 DOLLARS

American Water Works Association
 PO Box 92397
 Dallas, TX 75297-2997

MEMO

⑆002571⑆ ⑆123205054⑆ 4861421586⑆

Check # 2571, Posted 04-21-21, Amount \$100.00

BUCKINGHAM PARK WATER DISTRICT
 P# (927)784262
 2500 EASTLAKE DR.
 KELSEYVILLE, CA 95451-9031

2574
 4/12/2021

PAY TO THE ORDER OF Lake County Waste Solutions \$ **13.05

THIRTEEN and 05/100 DOLLARS

Lake County Waste Solutions
 P.O. Box 60
 Ukiah, CA 95492-0060

MEMO

⑆002574⑆ ⑆123205054⑆ 4861421586⑆

Check # 2574, Posted 04-20-21, Amount \$13.05

BUCKINGHAM PARK WATER DISTRICT
 P# (927)784262
 2500 EASTLAKE DR.
 KELSEYVILLE, CA 95451-9031

2575
 4/12/2021

PAY TO THE ORDER OF Lake County Waste Solutions \$ **13.05

THIRTEEN and 05/100 DOLLARS

Lake County Waste Solutions
 P.O. Box 60
 Ukiah, CA 95492-0060

MEMO

⑆002575⑆ ⑆123205054⑆ 4861421586⑆

BUCKINGHAM PARK WATER DISTRICT
 P# (927)784262
 2500 EASTLAKE DR.
 KELSEYVILLE, CA 95451-9031

2576
 4/12/2021

PAY TO THE ORDER OF Lake County Waste Solutions \$ **13.05

THIRTEEN and 05/100 DOLLARS

Lake County Waste Solutions
 P.O. Box 60
 Ukiah, CA 95492-0060

MEMO

⑆002576⑆ ⑆123205054⑆ 4861421586⑆

BUCKINGHAM PARK WATER DISTRICT

April 30, 2021 Page: 7 of 8

BUCKINGHAM PARK WATER DISTRICT
PH (707) 779-4554
2500 EASTLAKE DR.
KELSEYVILLE, CA 95451-9031

4/13/2021

PAY TO THE ORDER OF: Face Supply \$ **908.54

One Hundred Eight and 54/100

Face Supply Corp
PO Box 6407
Robert Park, CA 94927-6407

MEMO: Cust# 03319-00

APPROVED SIGNATURE: *[Signature]*

⑆002576⑆ ⑆123205054⑆ 4861421586⑆

Check # 2576, Posted 04-20-21, Amount \$908.54

BUCKINGHAM PARK WATER DISTRICT
PH (707) 779-4554
2500 EASTLAKE DR.
KELSEYVILLE, CA 95451-9031

4/13/2021

PAY TO THE ORDER OF: USA Busbook \$ **466.68

Four Hundred Sixty Six and 100/100

USA Busbook
P.O. Box 6004
Gurnee, IL 60031

MEMO: 500374

APPROVED SIGNATURE: *[Signature]*

⑆002580⑆ ⑆123205054⑆ 4861421586⑆

Check # 2580, Posted 04-28-21, Amount \$466.58

123205054 002576
⑆123205054⑆

Seq: 17
Dep: 016386
Date: 04/19/21

FOR DEPOSIT ONLY TO:
FACE SUPPLY CORP
PO BOX 6407
ROBERT PARK, CA 94927-6407

⑆002576⑆ ⑆123205054⑆ 4861421586⑆

123205054 002580
⑆123205054⑆

FOR DEPOSIT ONLY TO:
USA BUSBOOK
PO BOX 6004
GURNEE, IL 60031

⑆002580⑆ ⑆123205054⑆ 4861421586⑆

BUCKINGHAM PARK WATER DISTRICT
PH (707) 779-4554
2500 EASTLAKE DR.
KELSEYVILLE, CA 95451-9031

4/13/2021

PAY TO THE ORDER OF: Thatcher Company, Inc \$ **1,102.21

One Thousand One Hundred Two and 21/100

Thatcher Company
PO Box 27407
Salt Lake City, UT 84127

MEMO: 3001170

APPROVED SIGNATURE: *[Signature]*

⑆002578⑆ ⑆123205054⑆ 4861421586⑆

Check # 2578, Posted 04-20-21, Amount \$1,102.21

BUCKINGHAM PARK WATER DISTRICT
PH (707) 779-4554
2500 EASTLAKE DR.
KELSEYVILLE, CA 95451-9031

4/13/2021

PAY TO THE ORDER OF: Verizon Wireless \$ **70.03

Seventy and 03/100

Verizon Wireless
PO Box 650103
Dallas, TX 75266-0103

MEMO: 74201909-00001

APPROVED SIGNATURE: *[Signature]*

⑆002581⑆ ⑆123205054⑆ 4861421586⑆

Check # 2581, Posted 04-21-21, Amount \$70.03

123205054 002579
⑆123205054⑆

FOR DEPOSIT ONLY TO:
US BANK
P.O. BOX 6343
FARGO, ND 58125-6343

⑆002579⑆ ⑆123205054⑆ 4861421586⑆

Check # 2579, Posted 04-19-21, Amount \$101.88

123205054 002582
⑆123205054⑆

FOR DEPOSIT ONLY TO:
AT&T (CALNET3) BAH #9331054713
P.O. Box 5011
Coral Springs, FL 33067-5011

⑆002582⑆ ⑆123205054⑆ 4861421586⑆

Check # 2582, Posted 04-22-21, Amount \$179.15

BUCKINGHAM PARK WATER DISTRICT
PH (707) 779-4554
2500 EASTLAKE DR.
KELSEYVILLE, CA 95451-9031

4/13/2021

PAY TO THE ORDER OF: US Bank \$ **101.88

One Hundred One and 88/100

US Bank
P.O. Box 6343
Fargo, ND 58125-6343

MEMO: 4866 9/07 5405
VeriLast DgtL: 9099

APPROVED SIGNATURE: *[Signature]*

⑆002579⑆ ⑆123205054⑆ 4861421586⑆

Check # 2579, Posted 04-19-21, Amount \$101.88

BUCKINGHAM PARK WATER DISTRICT
PH (707) 779-4554
2500 EASTLAKE DR.
KELSEYVILLE, CA 95451-9031

4/13/2021

PAY TO THE ORDER OF: AT&T (CALNET3) BAH #9331054713 \$ **179.15

One Hundred Seventy Nine and 15/100

AT&T (CALNET3) BAH #9331054713
P.O. Box 5011
Coral Springs, FL 33067-5011

MEMO:

APPROVED SIGNATURE: *[Signature]*

⑆002582⑆ ⑆123205054⑆ 4861421586⑆

Check # 2582, Posted 04-22-21, Amount \$179.15

123205054 002574
⑆123205054⑆

04/19/2021 1500020620 39894 00012
⑆091000022⑆ U.S. BANK
Fargo Electronic Payment

⑆002574⑆ ⑆123205054⑆ 4861421586⑆

123205054 002582
⑆123205054⑆

ACUS 145908 27491 2 04/20/21 118
531004713 27491511 1 094

⑆002582⑆ ⑆123205054⑆ 4861421586⑆

BUCKINGHAM PARK WATER DISTRICT

April 30, 2021 Page: 8 of 8

BUCKINGHAM PARK WATER DISTRICT
 P.O. BOX 449
 2520 EAST LAKE DR.
 KESSEYVILLE, CA 95451-0449

2583
 APR 21 2021

PAY TO THE ORDER OF Ca'tom's Exterminators Alliance \$ 84.00

Eighty Four and 00/100 DOLLARS

Two Signatures Over \$1,000.00
[Signature]

MEMO
 43245

⑆002583⑆ ⑆123205054⑆ 4861421586⑆

Check # 2583, Posted 04-21-21, Amount \$84.00

BUCKINGHAM PARK WATER DISTRICT
 P.O. BOX 449
 2520 EAST LAKE DR.
 KESSEYVILLE, CA 95451-0449

2586
 APR 30 2021

PAY TO THE ORDER OF Alan Mitchell \$ 2,378.80

Two Thousand Three Hundred Seventy Eight and 80/100 DOLLARS

Two Signatures Over \$1,000.00
[Signature]

MEMO
 Pay Period: 04/1/2021 - 04/24/2021

⑆002586⑆ ⑆123205054⑆ 4861421586⑆

Check # 2586, Posted 04-30-21, Amount \$2,378.80

BUCKINGHAM PARK WATER DISTRICT
 P.O. BOX 449
 2520 EAST LAKE DR.
 KESSEYVILLE, CA 95451-0449

2584
 APR 15 2021

PAY TO THE ORDER OF Abimish Wordenheel - Petty Cash \$ 175.00

One Hundred Seventy Five and 00/100 DOLLARS

Two Signatures Over \$1,000.00
[Signature]

MEMO

⑆002584⑆ ⑆123205054⑆ 4861421586⑆

Check # 2584, Posted 04-15-21, Amount \$175.00

1:04 PM

05/21/21

Buckingham Park Water District
Reconciliation Summary
 115 · Umpqua Bank- 1586, Period Ending 04/30/2021

	Apr 30, 21
Beginning Balance	99,473.33
Cleared Transactions	
Checks and Payments - 61 items	-46,974.11
Deposits and Credits - 37 items	56,267.39
Total Cleared Transactions	9,293.28
Cleared Balance	108,766.61
Uncleared Transactions	
Checks and Payments - 16 items	-8,889.37
Deposits and Credits - 6 items	1,109.30
Total Uncleared Transactions	-7,780.07
Register Balance as of 04/30/2021	100,986.54
New Transactions	
Checks and Payments - 18 items	-22,630.97
Deposits and Credits - 22 items	23,704.05
Total New Transactions	1,073.08
Ending Balance	102,059.62

1:04 PM

05/21/21

Buckingham Park Water District Reconciliation Detail

115 · Umpqua Bank- 1586, Period Ending 04/30/2021

Type	Date	Num	Name	Clr	Amount	Balance
Beginning Balance						99,473.33
Cleared Transactions						
Checks and Payments - 61 items						
Bill Pmt -Check	03/19/2021	2531	T&T Valve and Instr...	X	-240.54	-240.54
Check	03/22/2021	ACH	PG&E	X	-2,060.99	-2,301.53
Check	03/22/2021	ACH	PG&E	X	-218.60	-2,520.13
Paycheck	03/29/2021	2540	Alan Mitchell	X	-2,328.84	-4,848.97
Paycheck	03/29/2021	2539	Ahimsah O Wonder...	X	-1,938.58	-6,787.55
Paycheck	03/29/2021	2541	Lori A Gonzalez	X	-1,461.32	-8,248.87
Paycheck	03/29/2021	2543	William A Rae	X	-1,436.22	-9,685.09
Paycheck	03/29/2021	2542	Nakia D Foskett	X	-91.15	-9,776.24
Bill Pmt -Check	03/31/2021	2550	County of Lake Soli...	X	-1,137.68	-10,913.92
Bill Pmt -Check	03/31/2021	2554	Quill	X	-479.60	-11,393.52
Bill Pmt -Check	03/31/2021	2549	Burrell's Automotive	X	-380.59	-11,774.11
Bill Pmt -Check	03/31/2021	2548	Alpha Analytical Lab...	X	-315.00	-12,089.11
Check	03/31/2021	ACH	Pitney Bowes-Reser...	X	-300.00	-12,389.11
Bill Pmt -Check	03/31/2021	2553	Mediacom	X	-129.95	-12,519.06
Bill Pmt -Check	03/31/2021	2551	Daniel & Wanda Gray	X	-112.30	-12,631.36
Bill Pmt -Check	03/31/2021	2557	State Water Resour...	X	-60.00	-12,691.36
Bill Pmt -Check	03/31/2021	2558	Quill	X	-30.01	-12,721.37
Bill Pmt -Check	03/31/2021	2552	Lake County Recorder	X	-9.00	-12,730.37
Liability Check	04/02/2021	2546	United States Treas...	X	-2,681.94	-15,412.31
Liability Check	04/02/2021	2545	Franklin Templeton I...	X	-661.24	-16,073.55
Liability Check	04/02/2021	2547	EDD 69811925	X	-437.02	-16,510.57
Liability Check	04/02/2021	2544	EDD - Vol. 77653459	X	-116.54	-16,627.11
Bill Pmt -Check	04/13/2021	2578	Thatcher Company, ...	X	-1,102.21	-17,729.32
Bill Pmt -Check	04/13/2021	2572	Ferguson Waterworks	X	-1,019.52	-18,748.84
Bill Pmt -Check	04/13/2021	2576	Pace Supply	X	-908.54	-19,657.38
Bill Pmt -Check	04/13/2021	2580	USA Bluebook	X	-466.58	-20,123.96
Bill Pmt -Check	04/13/2021	2570	Alpha Analytical Lab...	X	-214.00	-20,337.96
Bill Pmt -Check	04/13/2021	2582	AT&T (CALNET3) B...	X	-179.15	-20,517.11
Check	04/13/2021	2584	Ahimsah Wonderwh...	X	-175.00	-20,692.11
Bill Pmt -Check	04/13/2021	2573	Kelseyville Lumber	X	-128.28	-20,820.39
Bill Pmt -Check	04/13/2021	2579	US Bank	X	-101.88	-20,922.27
Bill Pmt -Check	04/13/2021	2571	American Water Wo...	X	-100.00	-21,022.27
Bill Pmt -Check	04/13/2021	2583	California Extermina...	X	-84.00	-21,106.27
Bill Pmt -Check	04/13/2021	2581	Verizon Wireless	X	-70.03	-21,176.30
Bill Pmt -Check	04/13/2021	2569	Ahimsah Wonderwh...	X	-31.90	-21,208.20
Bill Pmt -Check	04/13/2021	2574	Lake County Waste ...	X	-13.05	-21,221.25
Check	04/15/2021	ACH	Pitney Bowes-Reser...	X	-300.00	-21,521.25
Liability Check	04/16/2021	2567	United States Treas...	X	-2,615.68	-24,136.93
Paycheck	04/16/2021	2560	Alan Mitchell	X	-2,314.56	-26,451.49
Paycheck	04/16/2021	2559	Ahimsah O Wonder...	X	-1,900.99	-28,352.48
Paycheck	04/16/2021	2564	William A Rae	X	-1,427.89	-29,780.37
Paycheck	04/16/2021	2561	Lori A Gonzalez	X	-1,423.62	-31,203.99
Liability Check	04/16/2021	2566	Franklin Templeton I...	X	-653.72	-31,857.71
Liability Check	04/16/2021	2565	EDD 69811925	X	-417.55	-32,275.26
Liability Check	04/16/2021	2568	EDD - Vol. 77653459	X	-113.50	-32,388.76
Check	04/20/2021			X	-248.65	-32,637.41
Check	04/20/2021	ACH	PG&E	X	-236.96	-32,874.37
Check	04/20/2021	ACH	GoDaddy.com	X	-35.88	-32,910.25
Liability Check	04/21/2021	ach	United States Treas...	X	-2,681.94	-35,592.19
Check	04/21/2021	ACH	United Healthcare In...	X	-2,634.82	-38,227.01
Check	04/21/2021	ACH	VSP	X	-46.28	-38,273.29
Check	04/23/2021	ACH	EDD - Vol. 77653459	X	-0.57	-38,273.86
Transfer	04/26/2021			X	-375.95	-38,649.81
General Journal	04/26/2021	46994	Water Sales	X	-107.15	-38,756.96
General Journal	04/26/2021	46993	Water Sales	X	-94.75	-38,851.71
Paycheck	04/30/2021	2586	Alan Mitchell	X	-2,378.80	-41,230.51
Paycheck	04/30/2021	2585	Ahimsah O Wonder...	X	-1,929.43	-43,159.94
Paycheck	04/30/2021	2587	Lori A Gonzalez	X	-1,449.85	-44,609.79
Paycheck	04/30/2021	2589	William A Rae	X	-1,432.14	-46,041.93
Liability Check	04/30/2021	2590	Franklin Templeton I...	X	-667.85	-46,709.78
Paycheck	04/30/2021	2588	Nakia D Foskett	X	-264.33	-46,974.11
Total Checks and Payments					-46,974.11	-46,974.11
Deposits and Credits - 37 items						

1:04 PM

05/21/21

Buckingham Park Water District Reconciliation Detail

115 - Umpqua Bank- 1586, Period Ending 04/30/2021

Type	Date	Num	Name	Clr	Amount	Balance
Paycheck	03/29/2021	2536	Lori A Gonzalez	X	0.00	0.00
Paycheck	03/29/2021	2535	Alan Mitchell	X	0.00	0.00
Paycheck	03/29/2021	2537	Nakia D Foskett	X	0.00	0.00
Paycheck	03/29/2021	2534	Ahimsah O Wonder...	X	0.00	0.00
Paycheck	03/29/2021	2538	William A Rae	X	0.00	0.00
Deposit	03/31/2021			X	97.26	97.26
Deposit	03/31/2021			X	116.92	214.18
Deposit	03/31/2021			X	136.32	350.50
Deposit	04/01/2021			X	112.30	462.80
Deposit	04/01/2021			X	122.21	585.01
Deposit	04/01/2021			X	226.36	811.37
Deposit	04/01/2021			X	453.55	1,264.92
Deposit	04/02/2021			X	107.12	1,372.04
Deposit	04/05/2021			X	946.42	2,318.46
Deposit	04/06/2021			X	48.89	2,367.35
Deposit	04/06/2021			X	102.50	2,469.85
Deposit	04/06/2021			X	532.74	3,002.59
Deposit	04/07/2021			X	1,566.04	4,568.63
Deposit	04/07/2021			X	4,000.00	8,568.63
Deposit	04/08/2021			X	1,957.42	10,526.05
Deposit	04/09/2021			X	1,000.00	11,526.05
Deposit	04/09/2021			X	3,559.97	15,086.02
Deposit	04/12/2021			X	4,857.12	19,943.14
Deposit	04/13/2021			X	1,492.85	21,435.99
Deposit	04/14/2021			X	715.70	22,151.69
Deposit	04/15/2021			X	100.00	22,251.69
Deposit	04/15/2021			X	300.00	22,551.69
Deposit	04/16/2021			X	2,862.27	25,413.96
Deposit	04/19/2021			X	2,058.59	27,472.55
Deposit	04/21/2021			X	1,481.52	28,954.07
Deposit	04/22/2021			X	1,591.00	30,545.07
Deposit	04/23/2021			X	1,010.73	31,555.80
Deposit	04/26/2021			X	17,568.17	49,123.97
Deposit	04/27/2021			X	105.91	49,229.88
Deposit	04/27/2021			X	3,443.80	52,673.68
Deposit	04/28/2021			X	1,009.74	53,683.42
Deposit	04/30/2021			X	2,583.97	56,267.39
Total Deposits and Credits					56,267.39	56,267.39
Total Cleared Transactions					9,293.28	9,293.28
Cleared Balance					9,293.28	108,766.61
Uncleared Transactions						
Checks and Payments - 16 items						
Check	10/25/2018	1165	John & Betty Glenn		-87.99	-87.99
Check	12/10/2019	1838	Coughlan Napa CP...		-3,500.00	-3,587.99
Check	03/16/2020	1983	Verizon Wireless		-68.60	-3,656.59
Check	05/20/2020				-239.52	-3,896.11
Transfer	06/29/2020				-375.95	-4,272.06
Liability Check	02/02/2021	1	United States Treas...		-16.22	-4,288.28
Liability Check	02/02/2021	2	EDD 69811925		-4.31	-4,292.59
Bill Pmt -Check	04/13/2021	2577	Scott Technology Gr...		-848.34	-5,140.93
Bill Pmt -Check	04/13/2021	2575	Lori Gonzalez - Rei...		-40.60	-5,181.53
Check	04/20/2021	ACH	PG&E		-2,212.20	-7,393.73
Check	04/20/2021	ACH	PG&E		-151.26	-7,544.99
Bill Pmt -Check	04/30/2021	2591	Alpha Analytical Lab...		-640.00	-8,184.99
Bill Pmt -Check	04/30/2021	2592	CORE Utilities		-472.50	-8,657.49
Bill Pmt -Check	04/30/2021	2593	Mediacom		-129.95	-8,787.44
Bill Pmt -Check	04/30/2021	2594	USA Bluebook		-73.28	-8,860.72
Bill Pmt -Check	04/30/2021	2595	Will Rae		-28.65	-8,889.37
Total Checks and Payments					-8,889.37	-8,889.37
Deposits and Credits - 6 items						
Deposit	12/01/2020				115.00	115.00
Deposit	04/29/2021				118.37	233.37
Deposit	04/30/2021				112.61	345.98

1:04 PM

05/21/21

Buckingham Park Water District
Reconciliation Detail
115 · Umpqua Bank- 1586, Period Ending 04/30/2021

Type	Date	Num	Name	Clr	Amount	Balance
Deposit	04/30/2021				112.70	458.68
Deposit	04/30/2021				200.62	659.30
Deposit	04/30/2021				450.00	1,109.30
Total Deposits and Credits					1,109.30	1,109.30
Total Uncleared Transactions					-7,780.07	-7,780.07
Register Balance as of 04/30/2021					1,513.21	100,986.54
New Transactions						
Checks and Payments - 18 items						
Check	05/10/2021	ACH	Agri Industires Inc.		-12,215.32	-12,215.32
Liability Check	05/10/2021	2600	EDD 69811925		-454.47	-12,669.79
Liability Check	05/10/2021	2602	EDD - Vol. 77653459		-119.38	-12,789.17
Liability Check	05/10/2021	2601	United States Treas...		-49.04	-12,838.21
Paycheck	05/14/2021	2597	Alan Mitchell		-2,362.13	-15,200.34
Paycheck	05/14/2021	2596	Ahimsah O Wonder...		-1,972.58	-17,172.92
Paycheck	05/14/2021	2599	William A Rae		-1,468.49	-18,641.41
Paycheck	05/14/2021	2598	Lori A Gonzalez		-1,444.09	-20,085.50
Bill Pmt -Check	05/14/2021	2604	Ahimsah Wonderwh...		-827.41	-20,912.91
Liability Check	05/14/2021	2603	Franklin Templeton I...		-674.51	-21,587.42
Bill Pmt -Check	05/14/2021	2610	Scott Technology Gr...		-391.45	-21,978.87
Bill Pmt -Check	05/14/2021	2606	AT&T (CALNET3) B...		-180.45	-22,159.32
Bill Pmt -Check	05/14/2021	2611	Streamline		-100.00	-22,259.32
Bill Pmt -Check	05/14/2021	2608	Kelseyville Lumber		-96.80	-22,356.12
Bill Pmt -Check	05/14/2021	2605	Alpha Analytical Lab...		-89.00	-22,445.12
Bill Pmt -Check	05/14/2021	2607	California Extermina...		-84.00	-22,529.12
Bill Pmt -Check	05/14/2021	2612	Verizon Wireless		-83.31	-22,612.43
Bill Pmt -Check	05/14/2021	2609	Lake County Waste ...		-18.54	-22,630.97
Total Checks and Payments					-22,630.97	-22,630.97
Deposits and Credits - 22 items						
Deposit	05/03/2021				96.30	96.30
Deposit	05/03/2021				115.06	211.36
Deposit	05/03/2021				232.93	444.29
Deposit	05/03/2021				380.70	824.99
Deposit	05/05/2021				533.29	1,358.28
Deposit	05/06/2021				101.66	1,459.94
Deposit	05/06/2021				281.91	1,741.85
Deposit	05/06/2021				1,078.39	2,820.24
Deposit	05/07/2021				100.00	2,920.24
Deposit	05/07/2021				170.00	3,090.24
Deposit	05/07/2021				609.56	3,699.80
Deposit	05/10/2021				101.07	3,800.87
Deposit	05/10/2021				1,741.98	5,542.85
Deposit	05/11/2021				2,898.35	8,441.20
Deposit	05/12/2021				2,167.55	10,608.75
Deposit	05/13/2021				2,465.98	13,074.73
Deposit	05/14/2021				832.28	13,907.01
Deposit	05/17/2021				5,345.06	19,252.07
Deposit	05/18/2021				1,798.09	21,050.16
Deposit	05/19/2021				1,064.54	22,114.70
Deposit	05/20/2021				332.90	22,447.60
Deposit	05/20/2021				1,256.45	23,704.05
Total Deposits and Credits					23,704.05	23,704.05
Total New Transactions					1,073.08	1,073.08
Ending Balance					2,586.29	102,059.62



April 30, 2021 Page: 1 of 2

Customer Service:
1-866-486-7782

BUCKINGHAM PARK WATER DISTRICT
U S D A LOAN
2880 EASTLAKE DR
KELSEYVILLE CA 95451-9031

Last statement: March 31, 2021
This statement: April 30, 2021

PUBLIC FUNDS ANALYZED CHECKING

Account number	4864976156	Beginning balance	\$57,801.85
Low balance	\$57,779.33	Deposits/Additions	\$375.95
Average balance	\$57,856.25	Withdrawals/Subtractions	\$22.52
Interest earned	\$0.00	Ending balance	\$58,155.28

Other Deposits/ Additions

<u>Date</u>	<u>Description</u>	<u>Additions</u>
04-26	Cash Mgmt Trsfr Cr Ref 11615271 Funds Transfer Frm Dep 4861421586 From Usda Loan Payment	375.95
Total Other Deposits/ Additions		\$375.95

Other Withdrawals/Subtractions

<u>Date</u>	<u>Description</u>	<u>Subtractions</u>
04-20	Maintenance Fee Analysis Activity For 03/21	22.52
Total Other Withdrawals/Subtractions		\$22.52

Daily Balances

<u>Date</u>	<u>Amount</u>	<u>Date</u>	<u>Amount</u>	<u>Date</u>	<u>Amount</u>
03-31	57,801.85	04-20	57,779.33	04-26	58,155.28
				04-30	58,155.28

BUCKINGHAM PARK WATER DISTRICT

April 30, 2021 Page: 2 of 2

Overdraft Fee Summary

	Total For This Period	Total Year-to-Date
Total Overdraft Fees	\$0.00	\$0.00
Total Returned Item Fees	\$0.00	\$0.00

Checks

(* Skip in check sequence, R-Check has been returned, + Electronified check))

Total Checks paid: 0 for -\$0.00

1:15 PM

05/21/21

Buckingham Park Water District
Reconciliation Summary
125 · Umpqua Bank - 6156 (USDA pmnts), Period Ending 04/30/2021

	<u>Apr 30, 21</u>
Beginning Balance	57,801.85
Cleared Transactions	
Checks and Payments - 1 item	-22.52
Deposits and Credits - 1 item	375.95
Total Cleared Transactions	<u>353.43</u>
Cleared Balance	<u>58,155.28</u>
Register Balance as of 04/30/2021	58,155.28
Ending Balance	58,155.28

1:15 PM

05/21/21

Buckingham Park Water District

Reconciliation Detail

125 · Umpqua Bank - 6156 (USDA pmnts), Period Ending 04/30/2021

Type	Date	Num	Name	Clr	Amount	Balance
Beginning Balance						57,801.85
Cleared Transactions						
Checks and Payments - 1 item						
Check	04/20/2021			X	-22.52	-22.52
Total Checks and Payments					-22.52	-22.52
Deposits and Credits - 1 item						
Transfer	04/26/2021			X	375.95	375.95
Total Deposits and Credits					375.95	375.95
Total Cleared Transactions					353.43	353.43
Cleared Balance					353.43	58,155.28
Register Balance as of 04/30/2021					353.43	58,155.28
Ending Balance					353.43	58,155.28

California State Treasurer
Fiona Ma, CPA



Local Agency Investment Fund
P.O. Box 942809
Sacramento, CA 94209-0001
(916) 653-3001

May 03, 2021

[LAIF Home](#)
[PMIA Average Monthly Yields](#)

BUCKINGHAM PARK WATER DISTRICT

OFFICE MANAGER
2880 EASTLAKE DRIVE
KELSEYVILLE, CA 95451

[Tran Type Definitions](#)

Account Number: 90-17-003

April 2021 Statement

Effective Date	Transaction Date	Tran Type	Confirm Number	Web Confirm Number	Authorized Caller	Amount
4/15/2021	4/14/2021	QRD	1672392	N/A	SYSTEM	1,057.16

Account Summary

Total Deposit:	1,057.16	Beginning Balance:	967,650.93
Total Withdrawal:	0.00	Ending Balance:	968,708.09

12:43 PM

05/21/21

Buckingham Park Water District
Reconciliation Summary
120 - LAIF, Period Ending 04/30/2021

	<u>Apr 30, 21</u>
Beginning Balance	967,650.93
Cleared Transactions	
Deposits and Credits - 1 item	<u>1,057.16</u>
Total Cleared Transactions	<u>1,057.16</u>
Cleared Balance	<u><u>968,708.09</u></u>
Register Balance as of 04/30/2021	968,708.09
Ending Balance	968,708.09

12:43 PM

05/21/21

Buckingham Park Water District
Reconciliation Detail
120 · LAIF, Period Ending 04/30/2021

<u>Type</u>	<u>Date</u>	<u>Num</u>	<u>Name</u>	<u>Clr</u>	<u>Amount</u>	<u>Balance</u>
Beginning Balance						967,650.93
Cleared Transactions						
Deposits and Credits - 1 item						
Deposit	04/14/2021			X	1,057.16	1,057.16
Total Deposits and Credits					1,057.16	1,057.16
Total Cleared Transactions					1,057.16	1,057.16
Cleared Balance					1,057.16	968,708.09
Register Balance as of 04/30/2021					1,057.16	968,708.09
Ending Balance					1,057.16	968,708.09

BUCKINGHAM PARK WATER DISTRICT

INTERNAL CONTROLS

COMPLIANCE REVIEW: PETTY CASH

APRIL 2021

Date	Receipt Amount	Log	QB	Notes
4/6/21	\$40.00	Y	Y	gas @ ford
4/20/21	\$40.00	Y	Y	gas @ Ford

Was petty cash hand reconciled during reporting Month? yes

Date(s) of Petty Cash hand reconciliation: 4/13/21
5/3/21

VARIANCES: 0

Notes to Variances: n/a

Nakia Sockett 5/21/2021

Verifying Signature


Date

PETTY CASH RECONCILIATION

DATE: 5/3/21

		0.00G+
\$0.01	<u>.10</u>	0.10 +
\$0.05	<u>.35</u>	0.35 +
\$0.10	<u>.80</u>	0.80 +
\$0.25	<u>4.75</u>	4.75 +
\$1.00	<u>9.00</u>	9.00 +
\$5.00	<u>35.00</u>	35.00 +
\$10.00	<u>50.00</u>	50.00 +
\$20.00	<u>60.00</u>	60.00 ✓ +
\$50.00	_____	160.00G+
\$100.00	_____	
Total Cash	<u>160.00 ✓</u>	0.00G+

Reconciled By:  5/3/21
Date

Verified By:  5/4/21
Date

BUCKINGHAM PARK WATER DISTRICT

2584

Ahimsah Wonderwheel - Petty Cash
130 · Petty Cash

4/13/2021

175.00

Umpqua Bank- 1586

175.00 ✓

BUCKINGHAM PARK WATER DISTRICT

2584

Ahimsah Wonderwheel - Petty Cash
130 · Petty Cash

4/13/2021

175.00


Umpqua Bank- 1586


175.00 A

PETTY CASH RECONCILIATION

DATE: 4/13/21

\$0.01	<u>.10</u>	0.00G +
\$0.05	<u>.35</u>	0.10 +
\$0.10	<u>.80</u>	0.35 +
\$0.25	<u>4.75</u>	0.80 +
\$1.00	<u>4.00</u>	4.75 +
\$5.00	<u>5.00</u>	4.00 +
\$10.00	<u>10.00</u>	5.00 +
\$20.00	_____	10.00 +
\$50.00	_____	25.00G +
\$100.00	_____	
Total Cash	<u>25.00</u>	

Reconciled By:  , 4/13/21
Date

Verified By:  , 4/13/21
Date

0.00G +
200.00 +
25.00 -
175.00G +

9:38 AM

**Buckingham Park Water District
Account QuickReport
As of April 13, 2021**

04/13/21

Accrual Basis

Type	Date	Num	Name	Memo	Split	Amount	Balance
130 - Petty Cash							65.00
Check	04/06/2021		Brait's Riviera Foods		541.60 · Mileag...	-40.00	25.00
Total 130 · Petty Cash						-40.00	25.00
TOTAL						-40.00	25.00

WTR

4/6/21

RANGER 90772 MILES

RIVIERA FOODS
9730 STATE HWY 281 KELSEYVILLE CA
(707) 277-7601

0001 03 03945265 04/06/21 8:46am 117 ASHLYNN
GAS \$40.00

SUBTOTAL \$40.00
TOTAL \$40.00 ✓

CASH -\$40.00
CHANGE \$0.00

OF ITEMS: 1

10.104 GAL @ \$3.959 / GAL

WZ 4/20/21 GAS FOR
FRANKER

90,939 MILES

RIVIERA FOODS
9730 STATE HWY 281 KELSEYVILLE CA
(707) 277-7601

JULIE
0001 03 03953251 04/20/21 10:16am 151
GAS \$40.00

SUBTOTAL \$40.00
TOTAL \$40.00 ✓

CASH \$40.00
CHANGE \$0.00

OF ITEMS: 1

10.00Z GAL @ \$3.999/GAL

9:04 AM

05/03/21

Accrual Basis

Buckingham Park Water District
Account QuickReport
 As of April 30, 2021

Type	Date	Num	Name	Memo	Split	Amount	Balance
130 · Petty Cash							65.00
Check	04/06/2021		Brailo's Riviera Foods		541.60 · Mileag...	-40.00 ✓	25.00
Check	04/13/2021	2584	Ahimsah Wonderwhe...		115 · Umpqua B...	175.00 ✓	200.00
Check	04/20/2021		Brailo's Riviera Foods		541.60 · Mileag...	-40.00 ✓	160.00
						<hr/>	<hr/>
Total 130 · Petty Cash						95.00	160.00
						<hr/>	<hr/>
TOTAL						95.00	160.00

12:44 PM

05/21/21

Buckingham Park Water District
Reconciliation Summary
130 · Petty Cash, Period Ending 04/30/2021

	<u>Apr 30, 21</u>
Beginning Balance	65.00
Cleared Transactions	
Checks and Payments - 2 items	-80.00
Deposits and Credits - 1 item	175.00
	<u>95.00</u>
Total Cleared Transactions	95.00
Cleared Balance	<u>160.00</u>
Register Balance as of 04/30/2021	160.00
New Transactions	
Checks and Payments - 5 items	-134.50
	<u>-134.50</u>
Total New Transactions	-134.50
Ending Balance	<u><u>25.50</u></u>

12:44 PM

05/21/21

Buckingham Park Water District
Reconciliation Detail
130 - Petty Cash, Period Ending 04/30/2021

Type	Date	Num	Name	Clr	Amount	Balance
Beginning Balance						65.00
Cleared Transactions						
Checks and Payments - 2 items						
Check	04/06/2021		Braitto's Riviera Foods	X	-40.00	-40.00
Check	04/20/2021		Braitto's Riviera Foods	X	-40.00	-80.00
Total Checks and Payments					-80.00	-80.00
Deposits and Credits - 1 item						
Check	04/13/2021	2584	Ahimsah Wonderwh...	X	175.00	175.00
Total Deposits and Credits					175.00	175.00
Total Cleared Transactions					95.00	95.00
Cleared Balance					95.00	160.00
Register Balance as of 04/30/2021					95.00	160.00
New Transactions						
Checks and Payments - 5 items						
Check	05/04/2021		Braitto's Riviera Foods		-40.00	-40.00
Check	05/11/2021		Sophie Koot - Notary		-15.00	-55.00
Check	05/11/2021		Lake County Recorder		-4.50	-59.50
Check	05/18/2021		Braitto's Riviera Foods		-60.00	-119.50
Check	05/19/2021		Valenzuela's Tire		-15.00	-134.50
Total Checks and Payments					-134.50	-134.50
Total New Transactions					-134.50	-134.50
Ending Balance					-39.50	25.50

SPECIAL DISTRICTS FINANCIAL TRANSACTIONS REPORT COVER PAGE

Special District of Buckingham Park Water District

Reporting Year: **2020**

ID Number: **12421701500**

Certification:

I hereby certify that, to the best of my knowledge and belief, the report forms fairly reflect the financial transactions of the special district in accordance with the requirements as prescribed by the California State Controller.

Special District Fiscal Officer

Ahimasah Wonderwheel
NPZiuKUvmYyC...

General Manager

Signature

Title

Ahimasah Wonderwheel

5/19/2021

Name (Please Print)

Date

Per Government Code section 53891(a), this report is due within seven months after the close of the fiscal year. The report shall contain underlying data from audited financial statements prepared in accordance with generally accepted accounting principles, if this data is available.

If submitted manually, please complete, sign, and mail this cover page to either address below:

Mailing Address:
State Controller's Office
Local Government Programs and Services Division
Local Government Reporting Section
P.O. Box 942850
Sacramento, CA 94250

Express Mailing Address:
State Controller's Office
Local Government Programs and Services Division
Local Government Reporting Section
3301 C Street, Suite 700
Sacramento, CA 95816

The Financial Transactions Report was successfully submitted to the State Controller's Office on 5/19/2021 10:38:05 AM

Special District of Buckingham Park Water District
 Special Districts Financial Transactions Report
 General Information

Fiscal Year: 2020

District Mailing Address

Street 1 2880 Eastlake Drive Has Address Changed?
 Street 2
 City Kelseyville State CA Zip 95451
 Email bpwd@mchsl.com

Members of the Governing Body

	First Name	M. I.	Last Name	Title
Member 1	Mark		Boyle	President
Member 2	Ken		Agarwal	Vice President
Member 3	Susan		Mesick	Director
Member 4	Mr.		Vartabedian	Director
Member 5	Mr.		Brandon	Director
Member				

District Fiscal Officers

	First Name	M. I.	Last Name	Title	Email
Official 1	Ahimasah		Wonderwheel	General Manager	gm@buckinghamparkwater.d
Officials					

Report Prepared By

First Name Paul M. I. Last Name Stroub
 Telephone (916) 822-5128 Email paul@stncpas.com

Independent Auditor

Firm Name Stroub Thompson Noble, CPAs
 First Name Paul M. I. Last Name Stroub
 Telephone (916) 822-5128

1. Is this district a component unit of a City, County, or Special District (Choose one)? If "Yes", answer question 2. Yes No
2. Is this district a blended component unit (BCU) or a discretely presented component unit (DPCU) of a City, County, or Special District (Choose one)? Refer to the Financial Transactions Report (FTR) instructions for definitions of these terms. If the district is a BCU, answer questions :
 BCU DPCU
3. Is financial data of this BCU included in the financial statements or Comprehensive Annual Financial Report (CAFR) of a City, County, or Special District (Choose one)?
 City County Special District

4. In which City, County, or Special District financial statements or CAFR is the financial data of this BCU included?

City name:

County name:

Special District name:

5. Is financial data of this BCU included in the City, County, or Special District FTR (Choose one)? Yes No

Special District of Buckingham Park Water District
Special Districts Financial Transactions Report
Water Enterprise Fund
Statement of Revenues, Expenses, and Change in Fund Net Position

Fiscal Year: 2020

Operating Revenues

Water Sales Revenues

Retail Water Sales

R01.	Residential	528,752
R02.	Business	4,999
R03.	Industrial	
R04.	Irrigation	
R09.	Sales to Other Utilities for Resale	
R10.	Interdepartmental	
R11.	Other Water Sales Revenues	

Water Services Revenues

R12.	Fire Prevention	
R13.	Groundwater Replenishment	
R14.	Connection Fees	
R15.	Standby and Availability Charges	15,064
R16.	Service-Type Assessments	113,691
R17.	Other Water Services Revenues	
R18.	Other Operating Revenues	
R19.	Total Operating Revenues	\$662,506

Operating Expenses

Water Supply Expenses

R20.	Water Supply	
R21.	Water Purchases	
R22.	Groundwater Replenishment	
R23.	Other Water Supply Expenses	
R24.	Pumping	46,230
R25.	Treatment	124,249
R26.	Transmission and Distribution	53,704
R28.	Customer Accounting and Collection	5,126
R29.	Sales Promotion	
R30.	Personnel Services	
R31.	Contractual Services	
R32.	Materials and Supplies	
R33.	General and Administrative Expenses	250,803
R34.	Depreciation and Amortization Expenses	189,224
R35.	Other Operating Expenses	293
R36.	Total Operating Expenses	\$669,629

R37.	Operating Income (Loss)	\$-7,123
	Nonoperating Revenues	
R38.	Investment Earnings	17,284
R39.	Rents, Leases, and Franchises	
	Taxes and Assessments	
SD40.	Current Secured and Unsecured (1%)	
SD41.	Voter-Approved Taxes	
SD42.	Pass-through Property Taxes (ABX1 26)	
SD43.	Property Assessments	
SD44.	Special Assessments	
SD45.	Special Taxes	
SD46.	Prior-Year Taxes and Assessments	
SD47.	Penalties and Cost of Delinquent Taxes and Assessments	
	Intergovernmental – Federal	
R48.	Aid for Construction	
R49.	Other Intergovernmental – Federal	
	Intergovernmental – State	
R50.	Aid for Construction	
SD51.	Homeowners Property Tax Relief	
SD52.	Timber Yield	
R53.	In-Lieu Taxes	
R54.	Other Intergovernmental – State	
R55.	Intergovernmental – County	
R56.	Intergovernmental – Other	
R57.	Gain on Disposal of Capital Assets	
R58.	Other Nonoperating Revenues	
R59.	Total Nonoperating Revenues	\$17,284
	Nonoperating Expenses	
R60.	Interest Expense	20,446
R61.	Loss on Disposal of Capital Assets	
R62.	Other Nonoperating Expenses	
R63.	Total Nonoperating Expenses	\$20,446
R64.	Income (Loss) Before Capital Contributions, Transfers, and Special and Extraordinary Items	\$-10,285
	Capital Contributions	
R65.	Federal	
R66.	State	
R67.	Connection Fees (Capital)	
R68.	County	
R69.	Other Government	
R70.	Other Capital Contributions	
R71.	Total Capital Contributions	\$0

R72.	Transfers In	
R73.	Transfers Out	
	Special and Extraordinary Items	
R73.5	Special Item	
R73.6	Extraordinary Item	
R73.7	Total Special and Extraordinary Items	\$0
R74.	Change in Net Position	\$-10,285
R75.	Net Position (Deficit), Beginning of Fiscal Year	\$4,689,971
R76.	Adjustment	
R77.	Reason for Adjustment	
R78.	Net Position (Deficit), End of Fiscal Year	\$4,679,686
	Net Position (Deficit)	
R79.	Net Investment in Capital Assets	3,623,302
R80.	Restricted	631,562
R81.	Unrestricted	424,822
R82.	Total Net Position (Deficit)	\$4,679,686

Special District of Buckingham Park Water District
 Special Districts Financial Transactions Report
 Long-Term Debt
 Bonds and COPs

Go to Report: Detail Summary of Long-Term Debt

Fiscal Year: 2020

SD01. Districtwide or Improvement District/Zone	Districtwide
SD02. Improvement District/Zone (if applicable)	
R03. Purpose of Debt (1 of 1) (Record Completed)	Improvements to municipal water system
R04. Nature of Revenue Pledged	Customer fee
R05. Percent of Pledge	100%
R06. Debt Type	Certificates of Participation
R07. Fund Type	Enterprise
SD08. Activity	Water Enterprise
R09. Year of Issue	2016
R10. Beginning Maturity Year	2017
R11. Ending Maturity Year	2056
R12. Principal Authorized	1,163,000
R13. Principal Issued to Date	1,163,000
R14. Principal Unspent	
R15. Principal Payable, Beginning of Fiscal Year	\$1,127,990
R16. Adjustment to Principal in Current Fiscal Year	
R17. Reason for Adjustment to Principal in Current Fiscal Year	
R18. Principal Issued in Current Fiscal Year	
R18.5 Bond Discount/Premium at Issuance in Current Fiscal Year	
R19. Principal Paid in Current Fiscal Year	41,000
R19.5 Bond Discount/Premium Amortized in Current Fiscal Year	
R20. Principal Defeased in Current Fiscal Year	
R21. Principal Payable, End of Fiscal Year	\$1,086,990
R22. Principal Payable, Current Portion	21,500
R23. Principal Payable, Noncurrent Portion	\$1,065,490
R24. Interest Paid in Current Fiscal Year	20,446
R25. Principal Delinquent, End of Fiscal Year	
R26. Interest Delinquent, End of Fiscal Year	
R27. Amount Held in Reserve	

Special District of Buckingham Park Water District
 Special Districts Financial Transactions Report
 Detail Summary of Long-Term Debt

Back to Form: Long-Term Debt

Fiscal Year: 2020

	Year of Issue	Principal Payable, Beginning of Fiscal Year	Principal Issued in Current Fiscal Year	Principal Paid in Current Fiscal Year	Principal Payable, End of Fiscal Year	Principal Payable, Current Portion	Principal Payable, Noncurrent Portion	Interest Paid in Current Fiscal Year
Enterprise								
Certificates of Participation								
Improvements to municipal water system	2016	1,127,990	0	41,000	1,086,990	21,500	1,065,490	20,446
Total Enterprise Debt:		\$1,127,990	\$0	\$41,000	\$1,086,990	\$21,500	\$1,065,490	\$20,446

Special District of Buckingham Park Water District
 Special Districts Financial Transactions Report
 Other Long-Term Debt
 Loans, Notes, and Other

Go to Report: Detail Summary of Other Long-Term Debt

Fiscal Year: 2020

R01. Purpose of Debt (1 of 1) (Record Completed)	Water System Upgrades Project
R02. Nature of Revenue Pledged	Compliance Project Assessments
R03. Debt Type	Loans
R04. Fund Type	Enterprise
SD05. Activity	Water Enterprise
R06. Year of Issue	2016
R07. Beginning Maturity Year	2016
R08. Ending Maturity Year	2046
R09. Principal Authorized	198,000
R10. Principal Received to Date	198,000
R11. Principal Unspent	
R12. Principal Outstanding, Beginning of Fiscal Year	\$178,200
R13. Adjustment to Principal in Current Fiscal Year	
R14. Reason for Adjustment to Principal in Current Fiscal Year	
R15. Principal Received in Current Fiscal Year	
R16. Principal Paid in Current Fiscal Year	6,600
R17. Principal Refinanced in Current Fiscal Year	
R18. Principal Outstanding, End of Fiscal Year	\$171,600
R19. Principal Outstanding, Current Portion	6,600
R20. Principal Outstanding, Noncurrent Portion	\$165,000
R21. Interest Paid in Current Fiscal Year	
R22. Principal Delinquent, End of Fiscal Year	
R23. Interest Delinquent, End of Fiscal Year	
SD24. Principal Due but Not Presented (Time Warrants Only)	
SD25. Interest Due but Not Presented (Time Warrants Only)	

Special District of Buckingham Park Water District
 Special Districts Financial Transactions Report
 Detail Summary of Other Long-Term Debt

Back to Form: Other Long-Term Debt

Fiscal Year: 2020

	Year of Issue	Principal Outstanding, Beginning of Fiscal Year	Principal Received in Current Fiscal Year	Principal Paid in Current Fiscal Year	Principal Outstanding, End of Fiscal Year	Principal Outstanding, Current Portion	Principal Outstanding, Noncurrent Portion	Interest Paid in Current Fiscal Year
Enterprise								
Loans								
Water System Upgrades Project	2016	178,200	0	6,600	171,600	6,600	165,000	0
Total Enterprise Debt:		\$178,200	\$0	\$6,600	\$171,600	\$6,600	\$165,000	\$0

Special District of Buckingham Park Water District
 Special Districts Financial Transactions Report
 Debt Service Reconciliation Report

Fiscal Year: 2020

	Governmental Funds	Internal Service Fund	Enterprise Funds
Debt Payments from Debt Forms			
R01. Long-Term Debt			20,446
R02. Other Long-Term Debt			
R03. Construction Financing			
R04. Lease Obligations			
R05. Total Debt Payments from Debt Forms	\$0	\$0	\$20,446
R06. Debt Service			20,446
R07. Difference	\$0	\$0	\$0
R08. Reason for Difference			

Special District of Buckingham Park Water District
Special Districts Financial Transactions Report
Statement of Net Position
Proprietary Funds

Fiscal Year: 2020

	Enterprise	Internal Service
Assets		
Current Assets		
Cash and Investments		
R01. Unrestricted	951,713	
R02. Restricted		
R03. Accounts Receivable (net)	56,321	
R04. Taxes Receivable		
R05. Interest Receivable (net)		
R06. Due from Other Funds		
R07. Due from Other Governments		
R08. Inventories		
R09. Prepaid Items	30,663	
R10. Other Current Assets 1	35,032	
R11. Other Current Assets 2		
R12. Total Current Assets	\$1,073,729	\$0
Noncurrent Assets		
R13. Cash and Investments, Restricted		
R14. Investments		
R15. Loans, Notes, and Contracts Receivable		
Capital Assets		
R16. Land	325,085	
R17. Buildings and Improvements	4,884,585	
R18. Equipment	152,239	
R18.5 Infrastructure		
R19. Intangible Assets – Amortizable		
R20. Construction in Progress		
R21. Intangible Assets – Nonamortizable		
R22. Other Capital Assets	2,605,190	
R23. Less: Accumulated Depreciation/Amortization	-3,085,207	
R23.5 Net Pension Asset		
R23.6 Net OPEB Asset		
R24. Other Noncurrent Assets 1		
R25. Other Noncurrent Assets 2		
R26. Total Noncurrent Assets	\$4,881,892	\$0
R27. Total Assets	\$5,955,621	\$0

Deferred Outflows of Resources

R28.	Related to Pensions		
R28.5	Related to OPEB		
R28.6	Related to Debt Refunding		
R29.	Other Deferred Outflows of Resources		
R30.	Total Deferred Outflows of Resources	\$0	\$0
R31.	Total Assets and Deferred Outflows of Resources	\$5,955,621	\$0

Liabilities

Current Liabilities

R32.	Accounts Payable	6,609	
R33.	Contracts and Retainage Payable		
R34.	Interest Payable		
R35.	Due to Other Funds		
R36.	Due to Other Governments		
R37.	Deposits and Advances		
R38.	Accrued Compensated Absences	4,588	
R39.	Long-Term Debt, Due Within One Year	28,100	0
R40.	Other Long-Term Liabilities, Due Within One Year		
R41.	Other Current Liabilities 1	6,148	
R42.	Other Current Liabilities 2		
R43.	Total Current Liabilities	\$45,445	\$0

Noncurrent Liabilities

R44.	Deposits and Advances, Net of Current Portion		
R45.	Compensated Absences, Net of Current Portion		
R46.	General Obligation Bonds		
R47.	Revenue Bonds		
R48.	Certificates of Participation	1,065,490	
R49.	Other Bonds		
R50.	Loans (Other Long-Term Debt)	165,000	
R51.	Notes (Other Long-Term Debt)		
R52.	Other (Other Long-Term Debt)		
R53.	Construction Financing – Federal		
R54.	Construction Financing – State		
R55.	Lease Principal		
R56.	Net Pension Liability		
R57.	Net OPEB Liability		
R58.	Other Noncurrent Liabilities 1		
R59.	Other Noncurrent Liabilities 2		
R60.	Total Noncurrent Liabilities	\$1,230,490	\$0
R61.	Total Liabilities	\$1,275,935	\$0

Deferred Inflows of Resources

R62.	Related to Pensions		
------	---------------------	--	--

R62.5	Related to OPEB		
R62.6	Related to Debt Refunding		
R63.	Other Deferred Inflows of Resources		
R64.	Total Deferred Inflows of Resources	\$0	\$0
R65.	Total Liabilities and Deferred Inflows of Resources	\$1,275,935	\$0
R66.	Total Net Position (Deficit)	\$4,679,686	\$0
	Net Position (Deficit)		
R67.	Net Investment in Capital Assets	3,623,302	
R68.	Restricted	631,562	
R69.	Unrestricted	424,822	
R70.	Total Net Position (Deficit)	\$4,679,686	\$0
R71.	Total Liabilities, Deferred Inflows of Resources, and Net Position (Deficit)	\$5,955,621	\$0

Special District of Buckingham Park Water District
 Special Districts Financial Transactions Report
 Summary

Fiscal Year: 2020

	Governmental Funds	Internal Service Fund	Enterprise Fund
Governmental Revenues			
R01. General			
R02. Special Revenue			
R03. Debt Service			
R04. Capital Projects			
R05. Permanent			
R06. Transportation			
R07. Total Governmental Revenues	\$0		
Internal Service Revenues			
R08. Total Operating Revenues		\$0	
R09. Total Non-Operating Revenues		\$0	
R10. Total Internal Service Revenues		\$0	
Enterprise Revenues			
Operating Revenues			
R11. Airport			
R12. Electric			
R13. Gas			
R14. Harbor and Port			
R15. Hospital			
R16. Sewer			
R17. Solid Waste			
R18. Transit			
R19. Water			662,500
R20. Other Enterprise			
R21. Conduit			
R22. Transportation			
R23. Total Operating Revenues			\$662,500
Non-Operating Revenues			
R24. Airport			
R25. Electric			
R26. Gas			
R27. Harbor and Port			
R28. Hospital			
R29. Sewer			
R30. Solid Waste			
R31. Transit			
R32. Water			17,280

R33.	Other Enterprise			
R34.	Conduit			
R35.	Transportation			
R36.	Total Non-Operating Revenues			\$17,284
R36.5	Total Revenues	\$0	\$0	\$679,790

Governmental Expenditures

R37.	General			
R38.	Special Revenue			
R39.	Debt Service			
R40.	Capital Projects			
R41.	Permanent			
R42.	Transportation			
R43.	Total Governmental Expenditures	\$0		

Internal Service Expenses

R44.	Total Operating Expenses		\$0	
R45.	Total Non-Operating Expenses		\$0	
R46.	Total Internal Service Expenses		\$0	

Enterprise Expenses

Operating Expenses

R47.	Airport			
R48.	Electric			
R49.	Gas			
R50.	Harbor and Port			
R51.	Hospital			
R52.	Sewer			
R53.	Solid Waste			
R54.	Transit			
R55.	Water			669,629
R56.	Other Enterprise			
R57.	Conduit			
R58.	Transportation			
R59.	Total Operating Expenses			\$669,629

Non-Operating Expenses

R60.	Airport			
R61.	Electric			
R62.	Gas			
R63.	Harbor and Port			
R64.	Hospital			
R65.	Sewer			
R66.	Solid Waste			
R67.	Transit			

R68.	Water			20,446
R69.	Other Enterprise			
R70.	Conduit			
R71.	Transportation			
R72.	Total Non-Operating Expenses			\$20,446
R72.5	Total Expenditures/Expenses	\$0	\$0	\$690,076
R73.	Transfer In			
R74.	Transfer Out			
R75.	Change in Fund Balance/Net Position	\$0	\$0	\$-10,286
R76.	Fund Balance/Net Position (Deficit), Beginning of Fiscal Year	\$0	\$0	\$4,689,976
R77.	Adjustments			
R78.	Fund Balance/Net Position (Deficit), End of Fiscal Year	\$0	\$0	\$4,679,689
Assets				
R79.	Total Current Assets			1,073,726
R80.	Total Noncurrent Assets			4,881,892
R81.	Total Assets	\$0	\$0	\$5,955,627
Liabilities				
R82.	Total Current Liabilities			45,446
R83.	Total Noncurrent Liabilities			1,230,490
R84.	Total Liabilities	\$0	\$0	\$1,275,936
R85.	Total Fund Balance/Net Position (Deficit)	\$0	\$0	\$4,679,689

Special District of Buckingham Park Water District
Special District Financial Transactions Report
Footnotes

Fiscal Year: 2020		
FORM DESC	FIELD NAME	FOOTNOTES
WaterEnterpriseFund	(R15)StandbyandAvailabilityCharges	Improve the granularity of income items
WaterEnterpriseFund	(R16)ServiceTypeAssessments	Improve the granularity of income items
WaterEnterpriseFund	(R25)Treatment	Improve the granularity of expense items
WaterEnterpriseFund	(R26)TransmissionandDistribution	Improve the granularity of expense items
WaterEnterpriseFund	(R33)GeneralandAdministrativeExpenses	Improve the granularity of expense items
WaterEnterpriseFund	(R35)OtherOperatingExpenses	Improve the granularity of expense items
WaterEnterpriseFund	(R38)InvestmentEarnings	Interest Expense of Long-Term Debt (Form 17-Bonds and COPs)
WaterEnterpriseFund	(R58)OtherNonoperatingRevenues	Other non-operating revenue
WaterEnterpriseFund	(R60)InterestExpense	Interest Expense of the Long-Term Debt (See Form 17-Bonds and COPs)
WaterEnterpriseFund	(R73)TransfersOut	The difference between the PY audited FS and CY trial balance.
WaterEnterpriseFund	(R76)Adjustment	To adjust the beginning net position
WaterEnterpriseFund	(SD43)PropertyAssessments	N/A
OtherLongTermDebt	(R19)PrincipalOutstandingCurrentPortion	(1_Water System Upgrades Project) Same principal payment every year.
OtherLongTermDebt	(R21)InterestPaidinCurrentFiscalYear	(1_Water System Upgrades Project) Interest free loan.
ProprietaryFunds	(R10)Entpr-OtherCurrentAssets1	Assessments receivables
ProprietaryFunds	(R20)Entpr-ConstructioninProgress	Construction In Process classified as Other Capital Assets
ProprietaryFunds	(R22)Entpr-OtherCapitalAssets	Construction in Process classified as Other Capital Assets
ProprietaryFunds	(R41)Entpr-OtherCurrentLiabilities1	Accrued expenses
ProprietaryFunds	(R56)Entpr-NetPensionLiability	N/A

Total Foot



Conexwest
800 Avenue H
San Francisco, CA 94130
(855) 878-5233

Quote

Quote date: May 17, 2021 10:25 AM
Quote number: 2397724000149883076
Valid until: May 19, 2021
Customer PO:

Thank you for choosing Conexwest. We are pleased to provide you the following quote.

CUSTOMER:


Buckingham Park Water District

DELIVER TO:

Kelseyville CA 95451

Account name: **Buckingham Park Water District**
Contact name: **Ahimsah Wonderwheel**
Phone number: **(707) 279-8568**

Sales rep: **Eugene Kravel**
Direct number: **(415) 854-4716**

Product details	Quantity	List price	Total	Tax
1. OAK 20ft Used Standard Certified Cargo Worthy ISO Container OAK20STCW 20ft Used Standard Certified Cargo Worthy ISO Container 20ft x 8ft x 8ft6in (Height)	1	\$ 3,350.00	\$ 3,350.00	\$ 242.88
				
2. OAK Freight OAKFRGHT Slide Off Tilt Bed Delivery	1	\$ 560.00	\$ 560.00	\$ 0.00
			Sub Total (with tax)	\$ 4,152.88
			Adjustment	\$ 0.00 \$ 0.00
			Grand Total	\$ 4,152.88

Notes:

Lead time: stock.

Estimated delivery date Jun 7, 2021.

**This quote is valid for 2 business days. Please note that due to the current market volatility, container availability and pricing are changing daily. All offers are subject to potential fluctuations until the time of a firm order.

To accept this proposal please reply to the original email.
Thank you for your business, your trust and your confidence. It is our pleasure to work with you.
CONEXWEST SHIPPING CONTAINERS
(855) 878-5233 | conexwest.com

GM-Buckingham Park Water

From: Eugene Kravel [eugene@conexwest.com]
Sent: Monday, May 17, 2021 10:28 AM
To: GM-Buckingham Park Water
Subject: Re: Your shipping container quote
Attachments: Buckingham Park Water District - 20' Used Cargo Worthy Container with 5 Year Warranty.pdf; Credit card authorization form (fillable 2021).pdf

Good morning Ahimsah,

Thank you for your inquiry.

We carry used 20' shipping containers in stock in Oakland.

USED cargo worthy containers are certified for global transport based on the condition of the doors, floor, walls and ceiling. Dents, rust, and corroded paint may be present. The unit is leakproof. 5 year warranty is included against leakage.

Please review the estimates below and let me know if you have any questions.

****This quote is valid for 2 business days. Please note that due to the current market volatility, container availability and pricing are changing daily. All offers are subject to potential fluctuations until the time of a firm order.**

In order to secure the container, we will need the following information:

- 1) Company Name or Individual Name:
- 2) Billing Address:
- 3) Delivery Address:
- 4) Door Orientation: We use a slide off tilt bed trailer. Driver will back up and the container will slide off the rear. Do you want the cargo doors facing the CAB or REAR?
- 5) On-Site Contact: Name and mobile number for driver
- 6) Credit Card Authorization form (attached to this email)

You can reach me at 415-854-4716 (direct line) or via email.

Thanks again for your interest and look forward to hearing from you.



Best Regards,
Eugene Kravel

Conexwest Shipping Containers (USA)
We Build It Better

p. (855) 878-5233 ext. 110
m. (415) 854-4716
f. (415) 802-1302
a. 2100 Engineer Rd, Oakland, CA 94607
w. www.conexwest.com
e. eugene@conexwest.com



800 Avenue H
 San Francisco, CA 94130
 (855) 878-5233
ar@conexwest.com
www.conexwest.com

Credit Card Authorization Form

Please complete all fields. You may cancel this authorization at any time by contacting us. This authorization will remain in effect until cancelled.

Credit Card Information
Cardholder name (as shown on card):
Card number:
CVV code:
Expiration date (mm/yy):
Cardholder billing address:

I, authorize to charge my credit card and agree to the terms of sale that are published on www.conexwest.com/terms. I acknowledge receipt of such terms and that they are part of each contract. I understand that my information will be saved to file for future transactions on my account.

 Signature

 Date

[← START OVER](#) [CART 0](#)

8'x20' Standard, Oakland



Step 4/4

This is your container:

ONE YEAR WARRANTY **20' WWT**
* All Used Containers Have Rust/Dents *
Guaranteed Not to Leak



Next Off Stack
Color Cannot Be Selected
(See Sample Photos) **W**

8'x20' Standard

WWT (Next off stack) (used), Oakland

Price: \$4,150

[PREVIOUS](#)

[ADD TO CART](#)

[Buy Containers](#)

[Rent Storage](#)

[Contact](#)

[Privacy Policy](#)

[Terms & Conditions](#)

[Railbox Consulting, LLC \(dba Western Container Sales\) © 2015-2021](#)

[← START OVER](#) [CART 0](#)

8'x20' Standard, Oakland



Step 4/4

This is your container:



Next Off Stack
Color Cannot Be Selected
(See Sample Photos)

8'x20' Standard

One Trip (Next off stack) (new), Oakland

Price: \$5,490

[PREVIOUS](#)

[ADD TO CART](#)

[Buy Containers](#)

[Rent Storage](#)

[Contact](#)

[Privacy Policy](#)

[Terms & Conditions](#)

[Railbox Consulting, LLC \(dba Western Container Sales\) © 2015-2021](#)

GM-Buckingham Park Water

From: Logan Norcal Containers [loganl.norcalcontainers@gmail.com]
Sent: Thursday, May 06, 2021 2:25 PM
To: gm@buckinghamparkwater.us
Subject: Requested 20ft Container Pricing--NORCAL CONTAINERS

Ahimsah,

Here is the quote that you requested for pricing on 20ft shipping containers delivered to 2880 Eastlake Dr. Kelseyville, CA. assuming that the delivery location is accessible.

-20ft std. height, Water Tight Cargo Worthy grade - **\$4,500.00 each**, sales tax and delivery included.

-20ft std. height, Cargo Worthy Plus grade- **\$4,700.00 each**, sales tax and delivery included.

-20ft std. height, IICL grade - **\$4,900.00 each**, sales tax and delivery included.

-20ft std. height, New 1-Trip grade - **\$5,400.00 each**, sales tax and delivery included.

If you have any questions or would like to place an order please call me at any time.
Thank you

Logan Loe
NorCal Containers
530-925-5418

