



BUCKINGHAM PARK WATER DISTRICT
2880 Eastlake Drive, Kelseyville, CA 95451

AGENDA
MEETING OF THE BOARD
Monday January 24th, 2022 at 5:00 p.m.

Held via teleconference

Due to COVID-19

The public may attend via teleconference by calling (425) 436-6362
and use Access code: 807718#

REQUEST FOR DISABILITY RELATED MODIFICATION OR ACCOMMODATION: *A request for a disability-related modification or accommodation which is necessary to participate in the Board of Directors meeting should be made in writing to the Secretary to the Board at least 48 hours prior to the meeting.*

1.0 **CALL TO ORDER:**
Time: _____ / Location: Teleconference / Buckingham Park Water District's Business Office at 2874 Eastlake Drive, Kelseyville, CA 95451

2.0 **ROLL CALL OF BOARD MEMBERS:**

President, Mark Boyle	[]	Vice President, Ken Agarwal	[]	Director, Shannon Maurer	[]
Director, Lisa Vartabedian	[]	Director, Thomas Brandon	[]		

3.0 **PUBLIC INPUT:**
NON-AGENDA ITEMS – Members of the Public may address the Board for a maximum of 3 minutes on subject matter, which falls within the jurisdiction of the Board.

4.0 **CONSENT AGENDA:**
(A Board Member may move any item from the Consent Agenda to the Action / Discussion Items should action need to be taken.)

- 4.1 Approval of January 24th, 2022 Agenda
- 4.2 Approval of November 22nd, 2021 Minutes
- 4.3 Approval of December 21st, 2021 Special Meeting Minutes

5.0 **APPEALS:**
None

6.0 **ACTION / DISCUSSION ITEMS:**

6.1 APPROVE / DISAPPROVE
Managements Report November 2021
Managements Report December 2021

6.2 APPROVE / DISAPPROVE
Resolution No. 22.01.01 – AB-361 Subsequent Adoption



BUCKINGHAM PARK WATER DISTRICT
2880 Eastlake Drive, Kelseyville, CA 95451

AGENDA

MEETING OF THE BOARD

Monday January 24th, 2022 at 5:00 p.m.

Held via teleconference

Due to COVID-19

The public may attend via teleconference by calling (425) 436-6362 and use Access code: 807718#

6.3 APPROVE / DISAPPROVE

- 6.3A Aqua Sierra Invoice #32023 in the amount of \$4,704.29 to come out of Emergency Fund
- 6.3B Aqua Sierra Invoice #32027 in the amount of \$3,472.80 to come out of Emergency Fund
- 6.3C Aqua Sierra Invoice #31941 in the amount of \$6,486.53 to come out of Emergency Fund

7.0 **NEW BUSINESS:**

7.1 Update Board on Cyber Security Audit.

7.2 Consideration of items not appearing on the posted agenda:
Consideration of items not appearing on the posted agenda, if necessary, requires the following Board action prior to consideration: 1) A determination by a majority of the Board that an emergency situation exists (as defined in section 54956.9 of the Brown Act); or 2) A determination by a two-thirds vote of the legislative body or, if less than two-thirds of the members that are present, a unanimous vote of those members present, that there is a need to take immediate action and that the need for action came to the attention of the District subsequent to the agenda being posted.

8.0 **ADJOURNMENT:**

Motion to adjourn: _____ Time: _____

Respectfully Submitted by:



Lori Gonzalez – Office Manager / Secretary to the Board





BUCKINGHAM PARK WATER DISTRICT
2880 Eastlake Drive, Kelseyville, CA 95451

OFFICIAL MEETING MINUTES

MEETING OF THE BOARD

Monday November 22nd, 2021 at 5:00 p.m.;

Held via teleconference

Due to COVID-19

The public may attend via teleconference by calling (425) 436-6362
and use Access code: 807718#

1.0 **CALL TO ORDER:**

Board President Mark Boyle called the meeting to order at 5:05pm

2.0 **ROLL CALL OF BOARD MEMBERS:**

Present: President Mark Boyle, Director Lisa Vartabedian, Director Thomas Brandon, Director Shannon Maurer

Absent: Vice President Ken Agarwal

3.0 **PUBLIC INPUT:**

NON-AGENDA ITEMS – Members of the Public may address the Board for a maximum of 3 minutes on subject matter, which falls within the jurisdiction of the Board.

None

4.0 **CONSENT AGENDA:**

(A Board Member may move any item from the Consent Agenda to the Action / Discussion Items should action need to be taken.)

4.1 Approval of November 22nd, 2021 Agenda

4.2 Approval of October 25th, 2021 Meeting Minutes

The, November 22nd, 2021 Agenda, the October 25th, 2021 Meeting Minutes were approved by the following vote:

Ayes: Director Maurer, Director Vartabedian, Director Brandon and President Boyle

Noes: None

Abstentions: None

Absent: Vice President Agarwal

5.0 **APPEALS:**

None

6.0 **ACTION / DISCUSSION ITEMS:**

6.1 APPROVE / DISAPPROVE MANAGEMENT'S REPORT:

a) October 2021

The Managements Report for October 2021 was approved by the following vote:

Ayes: Director Vartabedian , Director Brandon, Director Maurer, President Boyle

Noes: None

Abstentions: None

Absent: Vice President Agarwal



BUCKINGHAM PARK WATER DISTRICT
2880 Eastlake Drive, Kelseyville, CA 95451

OFFICIAL MEETING MINUTES

MEETING OF THE BOARD

Monday November 22nd, 2021 at 5:00 p.m.;

Held via teleconference

Due to COVID-19

The public may attend via teleconference by calling (425) 436-6362
and use Access code: 807718#

6.2 DISCUSSION

Update on Emergency Intake Project

The General Manager updated the Board on the progress of Emergency Intake Project.

6.3 APPROVE / DISAPPROVE

6.3A Pitney Bowes Estimate for Relay1000 Inserting System in the amount of \$4,157.16

6.3B Quadient Estimate for DS40I Inserting System in the amount of \$5,025.00

6.3C Whitaker Bros Estimate for Formax FD 6104 Inserting System in the amount of \$5,479.00

Director Vartabedian made a motion for the General Manager to research which machine has the best reviews, then make a decision on one of machine. The purchase should not exceed \$6000.00 and should come out of the CIP Reserve account. The motion carried by the following vote:

Ayes: Director Vartabedian, Director Brandon, Director Maurer, President Boyle

Noes: None

Abstentions: None

Absent: Vice President Agarwal

6.4 APPROVE / DISAPPROVE

December Board Meeting

Director Brandon made a motion to approve not holding a December Board Meeting, except a short Special Meeting to Approve Resolution No. 21.11.01 – AB361 Subsequent Adoption. The motion carried by the following vote:

Ayes: Director Brandon, Director Maurer, Director Vartabedian, President Boyle

Noes: None

Abstentions: None

Absent: Vice President Agarwal

6.5 DISCUSSION

The Board discussed the AMI Meters and would like to see a comparison of the meters by manpower.



BUCKINGHAM PARK WATER DISTRICT
2880 Eastlake Drive, Kelseyville, CA 95451

OFFICIAL MEETING MINUTES

MEETING OF THE BOARD

Monday November 22nd, 2021 at 5:00 p.m.;

Held via teleconference

Due to COVID-19

The public may attend via teleconference by calling (425) 436-6362
and use Access code: 807718#

6.6 APPROVE/ DISAPPROVE

Resolution No. 21-10-01

Resolution No. 21-10-01 was approved by the following vote:

Ayes: Director Vartabedian, Director Brandon, Director Maurer, President Boyle

Noes: None

Abstentions: Vice President Agarwal

7.0 NEW BUSINESS:

- 7.1 Consideration of items not appearing on the posted agenda:
Consideration of items not appearing on the posted agenda, if necessary, requires the following Board action prior to consideration: 1) A determination by a majority of the Board that an emergency situation exists (as defined in section 54956.9 of the Brown Act); or 2) A determination by a two-thirds vote of the legislative body or, if less than two-thirds of the members that are present, a unanimous vote of those members present, that there is a need to take immediate action and that the need for action came to the attention of the District subsequent to the agenda being posted.

ADJOURNMENT:

Director Maurer made a motion to adjourn the public board meeting at 5:51 p.m. The motion carried by the following vote:

Ayes: Director Maurer, Director Vartabedian, Director Brandon, President Boyle

Noes: None

Abstentions: None

Absent: Vice President Agarwal

Respectfully Submitted by:

(Seal)

Lori Gonzalez – Office Manager / Secretary to the Board



BUCKINGHAM PARK WATER DISTRICT
2880 Eastlake Drive, Kelseyville, CA 95451

OFFICIAL MEETING MINUTES

Special MEETING OF THE BOARD
Tuesday December 21st, 2021 at 3:00 p.m.
Held via teleconference

Due to COVID-19

The public may attend via teleconference by calling (425) 436-6362
and use Access code: 807718#

1.0 CALL TO ORDER:

Board President Mark Boyle called the meeting to order at 2:59pm

2.0 ROLL CALL OF BOARD MEMBERS:

Present: President Mark Boyle, Director Thomas Brandon, and Director Shannon Maurer
Excused: Vice President Ken Agarwal, Director Lisa Vartabedian

3.0 APPROVE / DISAPPROVE

Resolution No. 21.12.01 – AB361 Subsequent Adoption

Resolution 21.12.01 – AB 361 was approved by the following vote:

Ayes: Maurer, Brandon and Boyle

Noes: None

Abstentions: None

Absent: Agarwal, Vartabedian

4.0 ADJOURNMENT:

Director Maurer made a motion to adjourn the special board meeting at 3:01 p.m. The motion carried by the following vote:

Ayes: Maurer, Brandon, and Boyle

Noes: None

Abstentions: None

Absent: Agarwal, Vartabedian

Respectfully Submitted by:

(Seal)

Lori Gonzalez Office Manager / Secretary to the Board



MANAGEMENT'S REPORT TO THE BOARD

NOVEMBER

▪
2021

2880 EASTLAKE DRIVE
KELSEYVILLE, CA. 95451

WATER TREATMENT & DISTRIBUTION REPORT

WATER QUALITY ANALYSIS & SAMPLES

There were no water analysis samples that were out of normal range.

There were no water quality complaints during the month of November. (Water quality complaints are taken very seriously and are responded to within 24 hours.)

WATER USAGE OVERVIEW

Excessive Consumption: Top 10 customer usage was 26.80% of total usage. There were zero (0) customer that reported a leak in the month of November out of the top ten users.

Unaccountable Water Loss in November, 2021 was 16.32% (Up 6.78% from October)

Monthly Consumption Tracking for November 2021:

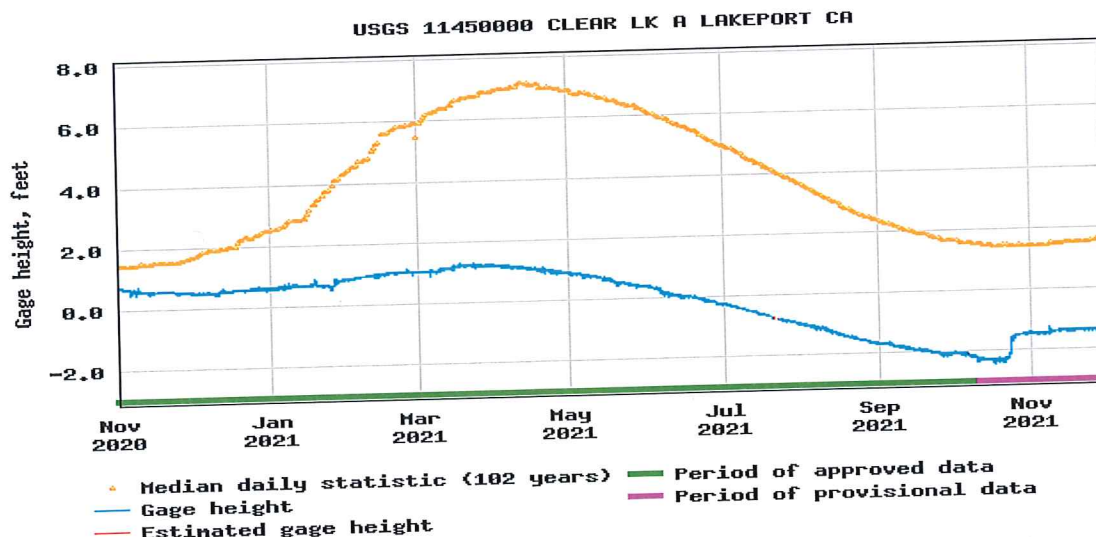
November this year: 211,013 cf

Five Year Rolling Average: 288,399 cf

Usage Decreased by 34.74% from October

CLEARLAKE RUMSEY LEVEL UPDATE

There are two decrees in place that regulate the release of water from Clearlake to Yolo County. In the winter months the Gopcevic Decree (1920) regulates winter water levels by setting a lake level below which water may not be released and above which water must be released to reduce flooding (0 - 7.56 feet Rumsey, with exceptions). According to the Solano decree (1978 the "full lake" Rumsey level is 7.56'. "If the lake level equals or exceeds 7.56 feet Rumsey on April 1, Yolo County may withdraw 150,000 acre-feet. If the lake level is below 3.22 feet Rumsey on April 1, then no water may be released by Yolo County. Additionally, Yolo County cannot take its full allotment at once and no water can be taken after Oct 31."



FINANCIAL REPORT

Internal Control Failures:

There was no (0) internal control failures in the month of November.

Installment Plan Defaults:

None.

New Customers:

There was one (1) property transfer in the month of November.

Balance Sheet Highlights as of October , 2021:

- Assets Checking / Savings \$1,115,984.82

- **Restricted Reserve Fund Balances**

- Emergency Reserve \$125,991.87

The District's Emergency Reserve Account is intended to provide funds for disasters or unexpected expenditures for catastrophic failures. The Emergency Reserve Account is not intended to fund the District's normal operations and may only be used in the case of an unanticipated emergency that threatens the District's ability to provide an adequate supply of safe drinking water to the District's customers.

- Compliance Project Reserve

USDA Short Lived Asset Reserve	\$ 19,150.00
USDA Debt Service / Loan	\$ 45,113.00
SRF Debt Service / Loan	\$ 6,600.00
Compliance Project Reserve Other	<u>\$361,170.32</u>
Total Compliance Project Reserve	\$432,033.32

Fees collected under this category shall be expended as follows:

- a.) Acquisition of new equipment or capabilities that do not currently exist within the District
- b.) To replace or upgrade existing equipment or capabilities which has exceeded its useful life and is no longer economically feasible to repair
- c.) To acquire new production, storage or distribution capacity that is required to provide service to the District's service area
- d.) Debt reduction

Buckingham Park Water District - Treatment Plant Monthly Report Summary - SN 1710011

Monthly Report Date: **November-21** Number of Active Connections: **455**

Daily System Demand (gallons) & Demand per Connection (gallons/connection) ¹						
Day 1, (Mon)	65,390 (144)	Day 11, (Thu)	77,630 (171)	Day 21, (Sun)	75,579 (166)	Maximum Daily Distribution Demand: 87,991 gallons Occurred on: 11/17/2021
Day 2, (Tue)	63,951 (141)	Day 12, (Fri)	61,019 (134)	Day 22, (Mon)	73,278 (161)	
Day 3, (Wed)	62,546 (137)	Day 13, (Sat)	66,550 (146)	Day 23, (Tue)	72,156 (159)	Monthly Demand per Conn.: 4,492 gal/conn
Day 4, (Thu)	63,188 (139)	Day 14, (Sun)	69,886 (154)	Day 24, (Wed)	71,060 (156)	
Day 5, (Fri)	66,319 (146)	Day 15, (Mon)	58,279 (128)	Day 25, (Thu)	71,036 (156)	Avg Daily Demand per Conn.: 150 gal/conn
Day 6, (Sat)	72,709 (160)	Day 16, (Tue)	59,250 (130)	Day 26, (Fri)	70,701 (155)	
Day 7, (Sun)	66,993 (147)	Day 17, (Wed)	87,991 (193)	Day 27, (Sat)	72,672 (160)	
Day 8, (Mon)	61,318 (135)	Day 18, (Thu)	76,457 (168)	Day 28, (Sun)	69,895 (154)	
Day 9, (Tue)	55,577 (122)	Day 19, (Fri)	71,652 (157)	Day 29, (Mon)	61,699 (136)	
Day 10, (Wed)	56,632 (124)	Day 20, (Sat)	70,704 (155)	Day 30, (Tue)	71,848 (158)	
				Day 31, (Wed)	-	

Total Operational Hours of Source Water Pump:	248.8 hours (10.4 days)
Total Operational Hours of Recycled Water Pump:	62.0 hours (2.6 days)
Total Operational Hours of Filter Plant:	248.4 hours (10.3 days)
Total Operational Hours of Clearwell Pumps:	169.0 hours (7.0 days)
Average Combined Filter Flow:	166 gpm (0.240 MGD)
Average Clearwell Flow:	203 gpm (0.292 MGD)
Total Quantity of Source Water Pumped:	2,622,544 gal (8.048 acre-ft)
Total Quantity of Recycled Water Pumped:	35,658 gal (0.109 acre-ft)
Total Quantity of Source + Recycled Water Pumped:	2,658,202 gal (8.158 acre-ft)
Total Quantity of Water Filtered (sum of individual flow meters):	2,448,829 gal (7.515 acre-ft)
Total Quantity of Water Pumped from Clearwell into Distribution System:	2,058,052 gal (6.316 acre-ft)
Net Distribution Demand:	2,043,963 gal (6.273 acre-ft)
Total Quantity of Filter Surface Wash (water from distribution system):	11,021 gal (0.034 acre-ft)
Total Quantity of Filter Backwash (28 Total Backwashes), (water from Clearwell):	143,640 gal (0.441 acre-ft)
Total Quantity of Filter-to-Waste:	25,122 gal (0.077 acre-ft)
Total Quantity of Water Discharged to Backwash Sludge Pond:	179,783 gal (0.552 acre-ft)
Net Quantity of Compliance Water Filtered: ²	2,294,168 gal (7.041 acre-ft)
Percent Recovery Rate: ^{2,3}	93.7 %

Multi-Media Filter #	Filter Operations (hours)	Filter Production (Gallons)	Surface Wash (Gallons)	Filter Backwash (Gallons)	Filter-to-Waste (Gallons)	Discharge Vol to Sludge Pond (Gallons)
Filter 1	242	1,201,690	5,626	74,340	12,550	92,516
Filter 2	243	1,247,139	5,395	69,300	12,572	87,267
Sum:	485	2,448,829	11,021	143,640	25,122	179,783

Chemical Dosage, mg/L						
Percentile Daily Data	Disinfection Pre-Chlorine NaOCl	Coagulant Polymer Blend 9800	Other	Filter Aid Pro Pac 9890	Disinfection Chlorine NaOCl	
5 th =	1.9	43.2	-	5.8	2.8	
50 th =	2.4	45.6	-	6.1	3.0	
95 th =	2.6	48.3	-	6.5	3.2	

Percentile 15 minute Data	Clearwell Flow (gpm)	Temperature °C	Clearwell pH	Clearwell Cl ₂ Residual (mg/L)	Microcystin-LR Log (%) Reduction	Giardia cyst Log Inactivation
Min =	48	10.2	7.40	1.35	2.2 (99.36%)	3.6
5 th =	185	11.2	7.47	1.49	-	3.7
50 th =	208	12.7	7.60	1.58	2.7 (99.79%)	4.0
95 th =	212	14.6	7.80	1.73	-	4.6
Max =	303	16.7	7.80	1.77	4.2 (99.99%)	6.7
# of Samples	674	674	674	630	30	545

Percentile 15 min Data	Source NTU	Recycled NTU	Settled NTU	CFE NTU	Filter 1 NTU	Filter 2 NTU
Min =	0.3	0.92	0.08	0.010	0.042	0.030
50 th =	7.5	4.17	0.40	0.019	0.052	0.037
95 th =	10.3	5.15	0.88	0.035	0.076	0.090
Max =	27.3	6.16	1.19	0.159	0.170	0.284
# of Samples	1,001	31	1,001	986	969	972

Note: All turbidity results are based on 15 minute recordings.
 All production data and hours operated are based on 1 minute recordings.
 1. The demand per connection is based on daily net storage usage + daily amount of water pumped into distribution system - water used surface wash.
 2. Based on filter production recorded from individual flow meters minus quantity of water used for filter backwash & surface wash.
 3. Percent recovery rate is the ratio between the net and total quantity of water filtered.

Notes:

Print Name: **ALAN MITCHELL**
 Signature: *Alan Mitchell*

Date: **12/1/21**

MONTHLY SUMMARY OF MONITORING FOR SURFACE WATER TREATMENT REGULATIONS

System Name: Buckingham Park Water District - Treatment Plant

System Number: 1710011

Plant Type: Conventional Treatment - 2 Multi-Media Vertical Pressure Filters

Month/Year: November-21

Date	Plant Operations & Pre-Filtered Water Turbidities (NTU) ¹					Combined Treated Water NTU Every Four Hours ²						CFE Daily Filtered Turbidity, Range, (50th, 95th) ¹
	Plant Run Time, Hr.	CFE Flow (gpm) (5, 50, 95th)	Recycled Water Turbidity ³	Source Water Turbidity (5, 50, 95th)	Settled Water Turbidity (5, 50, 95th)	Midnight	4:00 AM	8:00 AM	Noon	4:00 PM	8:00 PM	
Mon-1	8.3	158, 176, 179	3.9	6.4, 8.4, 9.5	0.22, 0.30, 0.35	0.021	0.023	0.017	-	0.017	-	0.016 - 0.038, (0.019, 0.033)
Tue-2	7.0	119, 174, 178	4.3	4.4, 7.1, 8.0	0.12, 0.26, 0.40	-	-	0.017	-	-	-	0.016 - 0.032, (0.019, 0.030)
Wed-3	8.3	144, 171, 178	4.2	6.1, 7.2, 9.4	0.16, 0.21, 0.38	-	-	0.018	-	0.017	0.019	0.015 - 0.033, (0.018, 0.027)
Thu-4	7.5	140, 175, 178	5.1	5.5, 7.7, 9.0	0.18, 0.31, 0.47	0.018	0.017	0.019	-	-	-	0.016 - 0.037, (0.019, 0.027)
Fri-5	7.5	166, 170, 175	6.2	6.2, 8.2, 9.5	0.24, 0.39, 0.55	-	-	0.018	-	-	-	0.017 - 0.041, (0.020, 0.030)
Sat-6	8.8	143, 173, 177	4.5	7.1, 8.6, 9.2	0.23, 0.36, 0.51	-	-	-	0.017	-	-	0.018 - 0.038, (0.022, 0.031)
Sun-7	7.3	164, 170, 175	4.4	6.9, 8.7, 10.1	0.30, 0.45, 0.62	-	-	-	0.021	-	-	0.018 - 0.035, (0.022, 0.029)
Mon-8	8.0	162, 171, 175	5.2	7.6, 9.4, 10.9	0.36, 0.54, 0.70	-	-	0.019	-	0.024	0.023	0.018 - 0.035, (0.022, 0.031)
Tue-9	6.3	165, 169, 172	4.9	7.0, 8.6, 9.9	0.16, 0.35, 0.66	0.024	0.021	-	-	-	-	0.017 - 0.037, (0.020, 0.028)
Wed-10	8.3	161, 165, 173	4.3	4.7, 9.0, 16.5	0.19, 0.31, 0.45	-	-	0.020	0.019	0.018	-	0.015 - 0.028, (0.019, 0.027)
Thu-11	9.0	157, 171, 175	4.0	8.2, 9.2, 11.1	0.15, 0.22, 0.39	-	-	0.021	0.018	0.016	-	0.015 - 0.028, (0.019, 0.027)
Fri-12	6.8	154, 166, 172	4.4	7.1, 8.9, 11.7	0.14, 0.32, 0.45	-	-	0.018	-	-	-	0.016 - 0.034, (0.018, 0.031)
Sat-13	8.5	167, 171, 174	4.2	8.1, 8.7, 12.3	0.22, 0.36, 0.49	-	-	-	0.026	0.020	0.020	0.016 - 0.032, (0.019, 0.026)
Sun-14	7.5	163, 169, 172	4.2	6.7, 7.6, 11.3	0.19, 0.27, 0.55	0.018	0.019	0.023	-	-	-	0.017 - 0.030, (0.020, 0.028)
Mon-15	8.3	156, 173, 174	4.8	5.8, 7.0, 10.2	0.10, 0.24, 0.40	-	-	0.017	-	-	-	0.015 - 0.035, (0.018, 0.027)
Tue-16	7.0	167, 170, 175	4.9	4.8, 7.2, 10.6	0.13, 0.26, 0.36	-	-	0.018	-	0.017	-	0.016 - 0.033, (0.018, 0.029)
Wed-17	10.5	153, 168, 174	5.0	6.4, 7.9, 9.0	0.24, 0.39, 0.47	-	-	-	0.018	0.019	-	0.012 - 0.028, (0.017, 0.023)
Thu-18	8.5	97, 166, 169	4.1	5.6, 6.6, 7.4	0.24, 0.36, 0.72	-	-	0.019	0.012	-	-	0.012 - 0.031, (0.016, 0.026)
Fri-19	9.0	157, 171, 174	3.5	5.5, 6.7, 7.8	0.36, 0.56, 0.81	-	-	0.017	0.011	-	-	0.010 - 0.019, (0.013, 0.017)
Sat-20	7.5	166, 170, 173	3.1	5.8, 7.2, 8.2	0.44, 0.67, 0.97	-	-	-	-	-	0.023	0.011 - 0.021, (0.014, 0.019)
Sun-21	10.3	160, 166, 170	2.9	6.4, 7.2, 8.1	0.42, 0.71, 0.95	-	-	-	0.013	-	-	0.010 - 0.060, (0.015, 0.040)
Mon-22	8.5	85, 163, 168	2.8	5.7, 6.9, 8.1	0.29, 0.74, 1.00	-	-	0.019	0.021	-	0.032	0.011 - 0.109, (0.024, 0.085)
Tue-23	10.8	107, 162, 169	2.7	5.4, 7.0, 8.2	0.33, 0.68, 0.96	-	-	-	-	-	0.014	0.010 - 0.017, (0.013, 0.016)
Wed-24	8.3	153, 164, 168	3.1	5.9, 7.8, 9.0	0.38, 0.76, 1.05	0.013	0.011	0.013	-	0.159	0.038	0.013 - 0.159, (0.025, 0.040)
Thu-25	10.3	90, 160, 167	4.7	5.5, 6.7, 8.4	0.33, 0.71, 0.96	-	-	0.024	-	0.016	0.020	0.011 - 0.043, (0.017, 0.032)
Fri-26	8.3	159, 178, 181	2.0	6.3, 6.9, 7.4	0.35, 0.65, 0.94	0.013	-	-	0.016	0.020	-	0.012 - 0.060, (0.029, 0.051)
Sat-27	8.8	148, 180, 181	2.1	4.8, 5.6, 6.3	0.28, 0.46, 0.79	-	-	-	0.034	-	-	0.013 - 0.031, (0.016, 0.023)
Sun-28	8.0	178, 180, 181	4.0	6.6, 7.9, 17.6	0.29, 0.40, 0.70	-	-	-	0.014	0.018	-	0.014 - 0.043, (0.029, 0.041)
Mon-29	7.0	178, 180, 181	1.8	6.4, 7.0, 8.1	0.28, 0.46, 0.63	-	-	-	-	0.041	0.014	0.014 - 0.042, (0.017, 0.026)
Tue-30	7.0	179, 180, 180	1.3	4.4, 5.9, 7.2	0.31, 0.54, 0.73	-	-	-	-	0.018	0.022	-
Wed-31	-	-	0.9	-	-	-	-	-	-	-	-	-
Min:	6.3	46	0.9	0.3	0.08	0.013	0.011	0.013	0.011	0.016	0.014	0.010
Avg:	8.2	166	3.8	7.7	0.46	0.018	0.018	0.019	0.018	0.031	0.023	0.021
Max:	10.8	182	6.2	27.3	1.19	0.024	0.023	0.024	0.034	0.159	0.038	0.159

1. Reported values are based on 15 minute recorded data.
2. Reported values are based on discrete recorded data at 4 hour intervals.
3. Reported values are based on daily grab sampling.

of Filter Backwashes:

Filter 1: 14
Filter 2: 14

Meets Standard (i.e. at least 95% of readings are <= 0.3 NTU) (Y/N)? **Yes**
 Avg % reduction during the month = [(Avg Raw NTU - Avg Effl NTU)/(Avg Raw NTU)] x 100% : **99.7%**
 Meets Standard (i.e. Reduction is greater than 80%) (Y/N)? **Yes**

Number of readings <= 0.3 NTU: **64**
 % Readings <= 0.3 NTU: **100.0%**
 Average Effluent NTU: **0.021**

	4 hr	15 min	
Number of readings <= 0.3 NTU:	64	986	
% Readings <= 0.3 NTU:	100.0%	100.0%	
Average Effluent NTU:	0.021	0.021	
Meets Standard (i.e. at least 95% of readings are <= 0.3 NTU) (Y/N)?	Yes	Yes	
Avg % reduction during the month = [(Avg Raw NTU - Avg Effl NTU)/(Avg Raw NTU)] x 100% :	99.7%	99.7%	
Meets Standard (i.e. Reduction is greater than 80%) (Y/N)?	Yes	Yes	
Sample Frequency:	4 hr	15 min	
Number of Samples:	64	986	
Percentile Results:	Min =	0.011	0.010
xth Percentile NTU Value of all turbidity readings:	50 th =	0.018	0.019
(x% of all turbidity readings are less than these values)	90 th =	0.024	0.029
	95 th =	0.034	0.035
	98 th =	0.040	0.041
	99 th =	0.085	0.056
	Max =	0.159	0.159

15 min Data	Source Flow (gpm)	Recycled Water Turbidity	Source Water Turbidity	Settled Water Turbidity
Min =	46	0.9	0.3	0.08
50 th =	170	4.2	7.5	0.40
90 th =	180	5.0	9.5	0.76
95 th =	180	5.1	10.3	0.88
98 th =	181	5.6	11.5	0.96
99 th =	181	5.9	13.0	0.99
Max =	182	6.2	27.3	1.19

**MONTHLY SUMMARY OF MONITORING
FOR SURFACE WATER TREATMENT REGULATIONS**

System Name: Buckingham Park Water District - Treatment Plant

System Number: 1710011

Filter Type: Filter 1 (Vertical Pressure: 50.3 sq-ft, anthracite & silica sand)

Month/Year: November-21

Date	Filter 1 Operations & Pre-Filtered Water Turbidities (NTU) ¹				Filter 1 Treated Water NTU Every Four Hours ²						Filter 1 Daily Filtered Turbidity, Range, (50, 95th) ¹
	Filter Run Time, Hr.	Filter Loading Rate, (gpm/ft ²) Range, (50th) ³	Source Water Turbidity (5, 50, 95th)	Settled Water Turbidity (5, 50, 95th)	Midnight	4:00 AM	8:00 AM	Noon	4:00 PM	8:00 PM	
Mon-1	8.0	1.5 - 1.8, (1.8)	6.4, 8.4, 9.5	0.22, 0.30, 0.35	0.056	0.059	0.045	-	0.046	-	0.042 - 0.078, (0.050, 0.078)
Tue-2	7.0	1.0 - 1.8, (1.7)	4.4, 7.1, 8.0	0.12, 0.26, 0.40	-	-	0.049	-	-	-	0.047 - 0.122, (0.052, 0.077)
Wed-3	7.8	1.5 - 1.8, (1.6)	6.1, 7.2, 9.4	0.16, 0.21, 0.38	-	-	0.056	-	0.042	0.046	0.042 - 0.170, (0.056, 0.096)
Thu-4	7.5	1.1 - 1.8, (1.8)	5.5, 7.7, 9.0	0.18, 0.31, 0.47	0.050	0.085	0.050	-	-	-	0.048 - 0.085, (0.051, 0.064)
Fri-5	7.5	0.8 - 1.7, (1.6)	6.2, 8.2, 9.5	0.24, 0.39, 0.55	-	-	0.053	-	-	-	0.052 - 0.090, (0.056, 0.083)
Sat-6	8.5	1.5 - 1.8, (1.8)	7.1, 8.6, 9.2	0.23, 0.36, 0.51	-	-	-	0.049	-	-	0.046 - 0.102, (0.051, 0.069)
Sun-7	7.3	1.5 - 1.7, (1.6)	6.9, 8.7, 10.1	0.30, 0.45, 0.62	-	-	-	0.053	-	-	0.051 - 0.094, (0.058, 0.088)
Mon-8	7.8	1.4 - 1.8, (1.8)	7.6, 9.4, 10.9	0.36, 0.54, 0.70	-	-	0.049	-	0.071	0.051	0.048 - 0.078, (0.052, 0.074)
Tue-9	6.3	1.5 - 1.8, (1.6)	7.0, 8.6, 9.9	0.16, 0.35, 0.66	0.051	0.059	-	-	-	-	0.051 - 0.074, (0.056, 0.064)
Wed-10	8.0	1.4 - 1.8, (1.5)	4.7, 9.0, 16.5	0.19, 0.31, 0.45	-	-	0.057	0.055	0.048	-	0.047 - 0.089, (0.057, 0.067)
Thu-11	9.0	1.6 - 1.8, (1.8)	8.2, 9.2, 11.1	0.15, 0.22, 0.39	-	-	0.052	0.048	0.048	-	0.047 - 0.064, (0.050, 0.056)
Fri-12	6.5	1.4 - 1.8, (1.5)	7.1, 8.9, 11.7	0.14, 0.32, 0.45	-	-	0.051	-	-	-	0.049 - 0.067, (0.053, 0.061)
Sat-13	8.5	1.7 - 1.8, (1.8)	8.1, 8.7, 12.3	0.22, 0.36, 0.49	-	-	-	0.058	0.063	0.050	0.047 - 0.065, (0.049, 0.063)
Sun-14	7.5	0.7 - 1.7, (1.6)	6.7, 7.6, 11.3	0.19, 0.27, 0.55	0.051	0.053	0.058	-	-	-	0.051 - 0.088, (0.054, 0.084)
Mon-15	8.0	1.4 - 1.8, (1.8)	5.8, 7.0, 10.2	0.10, 0.24, 0.40	-	-	0.047	-	-	-	0.047 - 0.065, (0.049, 0.061)
Tue-16	7.0	1.5 - 1.8, (1.7)	4.8, 7.2, 10.6	0.13, 0.26, 0.36	-	-	0.050	-	0.049	-	0.049 - 0.064, (0.051, 0.059)
Wed-17	10.0	1.4 - 1.8, (1.8)	6.4, 7.9, 9.0	0.24, 0.39, 0.47	-	-	-	0.049	0.051	-	0.047 - 0.077, (0.051, 0.065)
Thu-18	8.5	0.6 - 1.8, (1.5)	5.6, 6.6, 7.4	0.24, 0.36, 0.72	-	-	0.066	0.048	-	-	0.046 - 0.083, (0.054, 0.071)
Fri-19	8.8	1.3 - 1.8, (1.8)	5.5, 6.7, 7.8	0.36, 0.56, 0.81	-	-	0.077	0.050	-	-	0.044 - 0.077, (0.053, 0.066)
Sat-20	7.5	1.5 - 1.8, (1.7)	5.8, 7.2, 8.2	0.44, 0.67, 0.97	-	-	-	0.045	-	-	0.044 - 0.057, (0.047, 0.055)
Sun-21	10.0	1.4 - 1.8, (1.7)	6.4, 7.2, 8.1	0.42, 0.71, 0.95	-	-	-	-	-	0.046	0.043 - 0.077, (0.051, 0.064)
Mon-22	8.5	0.8 - 1.7, (1.5)	5.7, 6.9, 8.1	0.29, 0.74, 1.00	-	-	-	0.051	-	-	0.045 - 0.067, (0.050, 0.061)
Tue-23	10.5	0.9 - 1.8, (1.7)	5.4, 7.0, 8.2	0.33, 0.68, 0.96	-	-	0.055	0.046	-	0.044	0.044 - 0.087, (0.051, 0.057)
Wed-24	8.3	0.4 - 1.6, (1.5)	5.9, 7.8, 9.0	0.38, 0.76, 1.05	0.045	0.046	0.046	-	-	0.051	0.045 - 0.052, (0.047, 0.052)
Thu-25	9.8	0.9 - 1.8, (1.7)	5.5, 6.7, 8.4	0.33, 0.71, 0.96	-	-	0.053	-	0.052	0.044	0.044 - 0.074, (0.047, 0.053)
Fri-26	8.3	1.4 - 1.8, (1.8)	6.3, 6.9, 7.4	0.35, 0.65, 0.94	0.046	-	-	0.053	0.063	-	0.046 - 0.084, (0.058, 0.081)
Sat-27	8.5	1.7 - 1.8, (1.8)	4.8, 5.6, 6.3	0.28, 0.46, 0.79	-	-	-	0.045	-	-	0.045 - 0.093, (0.047, 0.083)
Sun-28	7.8	1.8 - 1.8, (1.8)	6.6, 7.9, 17.6	0.29, 0.40, 0.70	-	-	-	0.050	0.056	-	0.048 - 0.071, (0.055, 0.067)
Mon-29	7.0	1.8 - 1.8, (1.8)	6.4, 7.0, 8.1	0.28, 0.46, 0.63	-	-	-	-	0.053	0.054	0.052 - 0.065, (0.054, 0.063)
Tue-30	7.0	1.8 - 1.8, (1.8)	4.4, 5.9, 7.2	0.31, 0.54, 0.73	-	-	-	-	0.067	0.075	0.056 - 0.114, (0.067, 0.094)
Wed-31	-	-	-	-	-	-	-	-	-	-	-
Min:	6.3	0.43	0.3	0.1	0.045	0.046	0.045	0.045	0.042	0.044	0.042
Avg:	8.1	1.65	7.7	0.5	0.050	0.060	0.054	0.050	0.054	0.051	0.055
Max:	10.5	1.83	27.3	1.2	0.056	0.085	0.077	0.058	0.071	0.075	0.170

- Reported values are based on 15 minute recorded data.
- Reported values are based on discrete recorded data at 4 hour intervals.
- Reported loading rate values are based on individual filtration flow.

Number of readings <= 0.3 NTU: **64**
 % Readings <= 0.3 NTU: **100.0%**
 Average Effluent NTU: **0.053**

Meets Standard (i.e. at least 95% of readings are <= 0.3 NTU) (Y/N)? **Yes**
 Avg % reduction during the month = [(Avg Raw NTU - Avg Effl NTU)/(Avg Raw NTU)] x 100% : **99.3%**
 Meets Standard (i.e. Reduction is greater than 80%) (Y/N)? **Yes**

	4 hr	15 min
Number of readings <= 0.3 NTU:	64	969
% Readings <= 0.3 NTU:	100.0%	100.0%
Average Effluent NTU:	0.053	0.055
Meets Standard (i.e. at least 95% of readings are <= 0.3 NTU) (Y/N)?	Yes	Yes
Avg % reduction during the month = [(Avg Raw NTU - Avg Effl NTU)/(Avg Raw NTU)] x 100% :	99.3%	99.3%
Meets Standard (i.e. Reduction is greater than 80%) (Y/N)?	Yes	Yes
Sample Frequency:	4 hr	15 min
Number of Samples:	64	969
Percentile Results:	Min =	0.042
50 th =	0.051	0.052
90 th =	0.063	0.065
95 th =	0.070	0.076
98 th =	0.077	0.084
99 th =	0.080	0.089
Max =	0.085	0.170

15 min Data	Filter 1 (gpm/ft ²)	Source Water Turbidity	Settled Water Turbidity
Min =	0.43	0.3	0.08
50 th =	1.72	7.5	0.40
90 th =	1.79	9.5	0.76
95 th =	1.80	10.3	0.88
98 th =	1.81	11.5	0.96
99 th =	1.81	13.0	0.99
Max =	1.83	27.3	1.19

MONTHLY SUMMARY OF MONITORING FOR SURFACE WATER TREATMENT REGULATIONS

System Name: Buckingham Park Water District - Treatment Plant

System Number: 1710011

Filter Type: Filter 2 (Vertical Pressure: 50.3 sq-ft, anthracite & silica sand)

Month/Year: November-21

Date	Filter 2 Operations & Pre-Filtered Water Turbidities (NTU) ¹				Filter 2 Treated Water NTU Every Four Hours ²						Filter 2 Daily Filtered Turbidity, Range, (50, 95th) ¹
	Filter Run Time, Hr.	Filter Loading Rate, (gpm/ft ²) Range, (50th) ³	Source Water Turbidity (5, 50, 95th)	Settled Water Turbidity (5, 50, 95th)	Midnight	4:00 AM	8:00 AM	Noon	4:00 PM	8:00 PM	
Mon-1	8.3	1.4 - 1.8, (1.7)	6.4, 8.4, 9.5	0.22, 0.30, 0.35	0.035	0.038	0.034	-	0.034	-	0.016 - 0.065, (0.037, 0.055)
Tue-2	6.8	1.2 - 1.8, (1.8)	4.4, 7.1, 8.0	0.12, 0.26, 0.40	-	-	0.032	-	-	-	0.016 - 0.073, (0.035, 0.058)
Wed-3	8.3	1.7 - 2.2, (1.8)	6.1, 7.2, 9.4	0.16, 0.21, 0.38	-	-	0.033	-	0.034	0.034	0.015 - 0.064, (0.035, 0.054)
Thu-4	7.3	1.2 - 1.9, (1.7)	5.5, 7.7, 9.0	0.18, 0.31, 0.47	0.036	0.071	0.043	-	-	-	0.016 - 0.071, (0.043, 0.060)
Fri-5	7.5	1.0 - 1.8, (1.8)	6.2, 8.2, 9.5	0.24, 0.39, 0.55	-	-	0.034	-	-	-	0.017 - 0.059, (0.036, 0.055)
Sat-6	8.5	1.6 - 1.8, (1.7)	7.1, 8.6, 9.2	0.23, 0.36, 0.51	-	-	-	0.037	-	-	0.017 - 0.068, (0.039, 0.060)
Sun-7	7.3	1.5 - 1.8, (1.8)	6.9, 8.7, 10.1	0.30, 0.45, 0.62	-	-	-	0.034	-	-	0.018 - 0.066, (0.035, 0.060)
Mon-8	8.0	1.6 - 1.8, (1.6)	7.6, 9.4, 10.9	0.36, 0.54, 0.70	-	-	0.035	-	0.064	0.042	0.018 - 0.075, (0.040, 0.064)
Tue-9	6.0	1.6 - 1.8, (1.8)	7.0, 8.6, 9.9	0.16, 0.35, 0.66	0.046	0.054	-	-	-	-	0.018 - 0.054, (0.037, 0.051)
Wed-10	8.3	1.6 - 1.8, (1.8)	4.7, 9.0, 16.5	0.19, 0.31, 0.45	-	-	0.034	0.034	0.034	-	0.017 - 0.064, (0.036, 0.052)
Thu-11	8.8	1.5 - 1.8, (1.6)	8.2, 9.2, 11.1	0.15, 0.22, 0.39	-	-	0.042	0.038	0.031	-	0.015 - 0.080, (0.037, 0.046)
Fri-12	6.8	1.6 - 1.8, (1.8)	7.1, 8.9, 11.7	0.14, 0.32, 0.45	-	-	0.032	-	-	-	0.016 - 0.042, (0.034, 0.039)
Sat-13	8.3	1.6 - 1.8, (1.6)	8.1, 8.7, 12.3	0.22, 0.36, 0.49	-	-	-	0.048	0.052	0.037	0.016 - 0.042, (0.034, 0.039)
Sun-14	7.5	0.7 - 1.8, (1.8)	6.7, 7.6, 11.3	0.19, 0.27, 0.55	0.035	0.034	0.040	-	-	-	0.017 - 0.139, (0.035, 0.063)
Mon-15	8.3	1.4 - 1.8, (1.7)	5.8, 7.0, 10.2	0.10, 0.24, 0.40	-	-	0.033	-	-	-	0.017 - 0.139, (0.035, 0.063)
Tue-16	6.8	1.6 - 1.8, (1.8)	4.8, 7.2, 10.6	0.13, 0.26, 0.36	-	-	0.036	-	0.032	-	0.015 - 0.053, (0.035, 0.049)
Wed-17	10.5	1.5 - 1.8, (1.7)	6.4, 7.9, 9.0	0.24, 0.39, 0.47	-	-	-	0.033	0.035	-	0.016 - 0.060, (0.034, 0.042)
Thu-18	8.3	0.7 - 1.8, (1.8)	5.6, 6.6, 7.4	0.36, 0.56, 0.81	-	-	0.042	0.034	-	-	0.012 - 0.063, (0.034, 0.047)
Fri-19	9.0	1.6 - 1.8, (1.7)	5.5, 6.7, 7.8	0.44, 0.67, 0.97	-	-	0.047	0.031	-	-	0.012 - 0.061, (0.034, 0.050)
Sat-20	7.3	1.6 - 1.8, (1.8)	5.8, 7.2, 8.2	0.42, 0.71, 0.95	-	-	-	0.031	-	0.069	0.010 - 0.047, (0.032, 0.042)
Sun-21	10.3	1.5 - 1.8, (1.6)	6.4, 7.2, 8.1	0.29, 0.74, 1.00	-	-	-	-	-	-	0.011 - 0.073, (0.033, 0.047)
Mon-22	8.3	0.6 - 1.8, (1.8)	5.7, 6.9, 8.1	0.29, 0.74, 1.00	-	-	0.046	0.060	-	0.102	0.011 - 0.133, (0.049, 0.102)
Tue-23	10.5	1.2 - 1.8, (1.6)	5.4, 7.0, 8.2	0.33, 0.68, 0.96	-	-	-	-	-	0.036	0.010 - 0.162, (0.036, 0.111)
Wed-24	8.3	0.5 - 1.8, (1.7)	5.9, 7.8, 9.0	0.38, 0.76, 1.05	0.034	0.033	0.033	-	-	0.036	0.010 - 0.041, (0.034, 0.039)
Thu-25	10.0	0.8 - 1.8, (1.5)	5.5, 6.7, 8.4	0.33, 0.71, 0.96	-	-	0.061	-	0.284	0.106	0.013 - 0.284, (0.072, 0.119)
Fri-26	8.3	1.8 - 1.8, (1.8)	6.3, 6.9, 7.4	0.35, 0.65, 0.94	0.036	-	-	0.035	0.035	-	0.011 - 0.056, (0.036, 0.050)
Sat-27	8.5	1.8 - 1.8, (1.8)	4.8, 5.6, 6.3	0.28, 0.46, 0.79	-	-	-	0.101	-	-	0.012 - 0.276, (0.065, 0.110)
Sun-28	8.0	1.8 - 1.8, (1.8)	6.6, 7.9, 17.6	0.29, 0.40, 0.70	-	-	-	0.035	0.041	-	0.013 - 0.095, (0.037, 0.059)
Mon-29	6.8	1.8 - 1.8, (1.8)	6.4, 7.0, 8.1	0.28, 0.46, 0.63	-	-	-	-	0.114	0.042	0.014 - 0.121, (0.077, 0.118)
Tue-30	7.0	1.8 - 1.8, (1.8)	4.4, 5.9, 7.2	0.31, 0.54, 0.73	-	-	-	-	0.037	0.037	0.014 - 0.051, (0.037, 0.049)
Wed-31	-	-	-	-	-	-	-	-	-	-	-
Min:	6.0	0.49	0.3	0.1	0.034	0.033	0.032	0.031	0.031	0.034	0.030
Avg:	8.1	1.71	7.7	0.5	0.037	0.046	0.039	0.042	0.064	0.056	0.045
Max:	10.5	2.16	27.3	1.2	0.046	0.071	0.061	0.101	0.284	0.106	0.284

1. Reported values are based on 15 minute recorded data.
2. Reported values are based on discrete recorded data at 4 hour intervals.
3. Reported loading rate values are based on individual filtration flow.

Number of readings <= 0.3 NTU: **64**
 % Readings <= 0.3 NTU: **100.0%**
 Average Effluent NTU: **0.047**
 Meets Standard (i.e. at least 95% of readings are <= 0.3 NTU) (Y/N)? **Yes**
 Meets Standard (i.e. Reduction is greater than 80%) (Y/N)? **Yes**

	4 hr	15 min
Number of readings <= 0.3 NTU:	64	972
% Readings <= 0.3 NTU:	100.0%	100.0%
Average Effluent NTU:	0.047	0.045
Meets Standard (i.e. at least 95% of readings are <= 0.3 NTU) (Y/N)?	Yes	Yes
Meets Standard (i.e. Reduction is greater than 80%) (Y/N)?	Yes	Yes

15 min Data	Filter 2 (gpm/ft ²)	Source Water Turbidity	Settled Water Turbidity
Min =	0.49	0.3	0.08
50 th =	1.78	7.5	0.40
90 th =	1.79	9.5	0.76
95 th =	1.80	10.3	0.88
98 th =	1.80	11.5	0.96
99 th =	1.81	13.0	0.99
Max =	2.16	27.3	1.19

Percentile Results:	Sample Frequency:	
	4 hr	15 min
Number of Samples:	64	972
Min =	0.031	0.030
50 th =	0.036	0.037
90 th =	0.067	0.071
95 th =	0.102	0.090
98 th =	0.112	0.107
99 th =	0.177	0.122
Max =	0.284	0.284

**MONTHLY SUMMARY OF MONITORING
FOR SURFACE WATER TREATMENT REGULATIONS**

System Name: Buckingham Park Water District - Treatment Plant

System Number: 1710011

Plant Type: Conventional Treatment - (Solids-Contact Upflow Clarifier, 2 Multi-Media Vertical Pressure Filters, 2 GAC filters & Disinfection)

Month/Year: November-21

Plant Operations and Water Characteristics (depicted data is based on when plant is producing water)

Date	Plant Run Time, Hr.	Recycled Run Time, Hr.	Source + Recycled Flow (gpm) (5, 50, 95th)	Recycled Flow (gpm) (5, 50, 95th)	% Recycled Flow (5, 50, 95th)	CFE Flow (gpm) (5, 50, 95th)	Clearwell Flow (gpm) (5, 50, 95th)	Recycled Production (gallons)	Source Production (gallons)	CFE Production (gallons)	Clearwell Pumped (gallons)	Distribution Demand (gallons)	Clearwell pH (5, 50, 95th)	Clearwell Cl ₂ Inlet, mg/L (5, 50, 95th)	Clearwell Cl ₂ Outlet, mg/L (5, 50, 95th)	Clearwell Temp, °C (5, 50, 95th)
Sat-1	8.3	2.5	133, 184, 202	7.7, 9.8, 9.8	4.9%, 5.4%, 5.5%	158, 176, 179	200, 207, 209	1,409	93,290	84,924	67,906	65,390	7.60, 7.66, 7.74	2.38, 3.19, 3.75	1.53, 1.59, 1.60	14.3, 14.6, 14.9
Tue-2	7.0	3.5	162, 185, 202	9.6, 9.7, 9.8	5%, 5.3%, 6.5%	119, 174, 178	197, 207, 211	2,035	74,726	70,731	61,369	63,951	7.60, 7.69, 7.77	2.31, 3.18, 3.43	1.56, 1.57, 1.60	13.8, 14.3, 14.8
Wed-3	8.3	2.8	174, 184, 195	9.5, 9.7, 9.8	5.2%, 5.4%, 5.6%	144, 171, 178	100, 208, 210	1,594	89,550	83,258	67,664	62,546	7.62, 7.70, 7.78	2.12, 3.32, 3.54	1.55, 1.58, 1.63	13.8, 14.7, 15.0
Thu-4	7.5	3.0	175, 184, 206	9.6, 9.7, 9.8	4.6%, 5.3%, 5.5%	140, 175, 178	191, 208, 209	1,740	81,271	76,657	54,560	63,188	7.60, 7.70, 7.78	2.08, 3.18, 3.41	1.58, 1.59, 1.61	14.3, 14.5, 15.1
Fri-5	7.5	1.0	76, 178, 184	9.7, 9.7, 9.8	5.3%, 5.4%, 5.6%	166, 170, 175	191, 207, 209	583	79,738	75,479	63,782	66,319	7.63, 7.71, 7.80	2.17, 3.27, 3.52	1.57, 1.59, 1.60	13.6, 13.9, 14.5
Sat-6	8.8	-	177, 182, 201	-	-	143, 173, 177	143, 208, 211	-	96,929	88,496	75,164	72,709	7.60, 7.70, 7.80	2.30, 3.16, 3.81	1.59, 1.61, 1.63	13.3, 13.6, 14.2
Sun-7	7.3	3.0	153, 178, 189	8.3, 9.7, 9.7	5.2%, 5.4%, 5.7%	164, 170, 175	85, 207, 210	1,692	80,876	73,723	65,313	66,993	7.70, 7.70, 7.78	2.15, 3.11, 3.69	1.58, 1.59, 1.63	12.3, 12.7, 13.5
Mon-8	8.0	3.0	168, 178, 189	9.6, 9.7, 9.7	5.3%, 5.5%, 5.7%	162, 171, 175	202, 208, 211	1,740	83,442	80,173	71,535	61,318	7.61, 7.73, 7.79	2.08, 3.32, 3.94	1.58, 1.60, 1.64	11.6, 12.1, 12.6
Tue-9	6.3	2.8	135, 177, 209	9.6, 9.7, 9.8	5.3%, 5.5%, 6.4%	165, 169, 172	197, 206, 210	1,599	66,511	62,112	46,150	55,577	7.66, 7.72, 7.80	2.05, 3.45, 3.85	1.57, 1.58, 1.60	11.6, 11.9, 12.7
Wed-10	8.3	4.0	147, 176, 208	9.6, 9.7, 9.8	4.7%, 5.5%, 6.8%	161, 165, 173	192, 206, 209	2,323	85,147	81,471	65,975	58,632	7.69, 7.71, 7.80	2.22, 3.54, 3.87	1.55, 1.58, 1.60	11.7, 12.1, 12.9
Thu-11	9.0	2.3	166, 179, 207	9.6, 9.7, 9.8	4.9%, 5.4%, 5.5%	157, 171, 175	203, 209, 213	1,309	96,798	91,112	78,007	77,630	7.60, 7.70, 7.76	2.17, 3.52, 3.98	1.56, 1.58, 1.63	12.0, 12.7, 13.8
Fri-12	6.8	2.0	140, 175, 201	7.8, 9.7, 9.7	4.4%, 5.5%, 5.8%	154, 166, 172	204, 208, 210	1,119	69,679	66,193	52,884	61,019	7.69, 7.74, 7.80	2.15, 3.38, 4.20	1.55, 1.57, 1.59	12.6, 13.0, 13.3
Sat-13	8.5	2.5	154, 178, 225	9.6, 9.7, 9.7	4.4%, 5.4%, 6.7%	167, 171, 174	199, 208, 210	1,451	90,766	85,970	76,928	66,550	7.65, 7.70, 7.80	2.27, 3.44, 4.63	1.56, 1.56, 1.59	12.6, 13.3, 14.3
Sun-14	7.5	2.0	93, 178, 191	9.6, 9.7, 9.7	4.7%, 5.4%, 5.6%	163, 169, 172	119, 207, 210	1,157	77,086	74,222	62,040	69,886	7.62, 7.71, 7.80	2.21, 3.24, 3.65	1.55, 1.56, 1.58	12.9, 13.5, 14.6
Mon-15	8.3	2.0	128, 176, 211	9.5, 9.6, 9.6	5.1%, 5.3%, 6.4%	156, 173, 174	203, 207, 210	1,150	86,940	82,973	65,059	58,279	7.60, 7.70, 7.80	2.10, 3.28, 4.48	1.53, 1.56, 1.57	13.0, 13.6, 14.3
Tue-16	7.0	2.5	167, 180, 208	9.5, 9.6, 9.6	4.7%, 5.3%, 5.6%	167, 170, 175	188, 208, 209	1,435	75,507	70,611	56,662	59,250	7.61, 7.71, 7.78	2.07, 3.27, 3.68	1.50, 1.51, 1.53	13.2, 13.8, 14.3
Wed-17	10.5	1.0	147, 179, 194	9.4, 9.5, 9.5	5%, 5.2%, 5.5%	153, 168, 174	194, 210, 214	568	112,517	103,966	86,399	87,991	7.50, 7.59, 7.79	2.04, 3.39, 3.79	1.49, 1.58, 1.61	12.6, 13.3, 13.8
Thu-18	8.5	2.0	129, 175, 194	6.7, 9.5, 9.6	5.1%, 5.4%, 6.9%	97, 166, 169	178, 208, 212	1,076	86,434	80,983	73,685	76,457	7.51, 7.57, 7.63	2.32, 3.39, 3.66	1.55, 1.57, 1.59	12.5, 12.7, 13.8
Fri-19	9.0	2.3	148, 180, 212	9.2, 9.6, 9.6	4.5%, 5.6%, 6%	157, 171, 174	112, 207, 210	1,282	94,958	89,185	76,730	71,652	7.50, 7.59, 7.61	2.58, 3.31, 4.62	1.54, 1.56, 1.59	12.2, 12.7, 13.2
Sat-20	7.5	1.0	152, 178, 198	9.5, 9.6, 9.6	5.4%, 5.8%, 6.9%	166, 170, 173	204, 209, 212	573	82,278	75,179	65,561	70,704	7.50, 7.52, 7.60	2.37, 3.20, 3.51	1.54, 1.57, 1.58	12.0, 12.4, 12.9
Sun-21	10.3	1.8	157, 174, 200	9.5, 9.6, 9.6	5.1%, 5.5%, 6%	160, 166, 170	195, 208, 211	1,005	108,579	100,530	86,224	75,579	7.50, 7.56, 7.60	2.54, 3.36, 3.69	1.56, 1.58, 1.65	11.5, 12.2, 12.9
Mon-22	8.5	1.5	121, 172, 195	9.5, 9.6, 9.6	5.2%, 5.5%, 7.7%	85, 163, 168	75, 209, 211	862	87,081	79,668	64,262	73,278	7.50, 7.55, 7.60	2.48, 3.36, 3.67	1.63, 1.66, 1.67	11.3, 11.7, 12.4
Tue-23	10.8	1.8	134, 172, 202	9.5, 9.6, 9.6	5.2%, 5.6%, 7.9%	107, 162, 169	203, 208, 211	1,006	111,238	100,294	83,175	72,156	7.42, 7.53, 7.60	2.68, 3.39, 3.97	1.65, 1.68, 1.73	11.3, 11.9, 12.5
Wed-24	8.3	-	144, 171, 181	-	-	153, 164, 168	205, 209, 212	-	79,893	78,774	65,541	71,060	7.49, 7.51, 7.60	2.45, 3.27, 3.67	1.70, 1.71, 1.73	10.7, 11.3, 11.8
Thu-25	10.3	1.8	107, 169, 209	7.9, 9.6, 9.6	4.8%, 6%, 8.8%	90, 160, 167	205, 209, 212	969	102,558	94,494	74,789	71,036	7.42, 7.50, 7.59	2.42, 3.35, 4.84	1.70, 1.75, 1.77	10.3, 11.0, 11.5
Fri-26	8.3	1.8	152, 183, 209	9.6, 9.6, 9.7	5.1%, 5.7%, 6.4%	159, 178, 181	192, 208, 212	1,012	90,145	84,817	64,317	70,701	7.43, 7.55, 7.60	2.44, 3.01, 3.53	1.70, 1.74, 1.76	10.8, 11.5, 12.0
Sat-27	8.8	4.3	169, 190, 226	9.6, 9.7, 9.8	4.7%, 5.2%, 5.7%	148, 180, 181	197, 209, 213	2,472	99,428	91,341	73,953	72,672	7.40, 7.50, 7.59	2.38, 2.93, 3.26	1.63, 1.67, 1.68	10.9, 11.7, 12.4
Sun-28	8.0	0.8	168, 191, 229	9.6, 9.6, 9.7	4.2%, 4.9%, 5%	178, 180, 181	201, 208, 211	433	94,167	85,037	74,542	69,895	7.41, 7.50, 7.59	2.24, 2.88, 3.23	1.54, 1.56, 1.60	11.8, 12.5, 13.3
Mon-29	7.0	2.0	159, 188, 209	9.6, 9.8, 10.1	4.9%, 5.2%, 5.7%	178, 180, 181	195, 208, 210	1,177	77,623	74,276	60,382	61,699	7.42, 7.51, 7.58	2.10, 2.74, 3.12	1.46, 1.49, 1.53	11.8, 12.5, 12.7
Tue-30	7.0	1.3	171, 191, 227	9.5, 9.6, 9.7	4.3%, 4.9%, 5.1%	179, 180, 180	173, 208, 211	718	80,349	75,609	71,848	71,848	7.40, 7.48, 7.52	1.72, 2.30, 3.16	1.35, 1.37, 1.44	11.7, 12.3, 12.9
Wed-31	-	-	-	-	-	-	-	-	-	-	-	-	-	-	-	-

**MONTHLY SUMMARY OF MONITORING
FOR SURFACE WATER TREATMENT REGULATIONS**

System #: 1710011

System Name: Buckingham Park Water District - Treatment Plant

Month/Year: November-21

Filter Type: Filter 1 (Vertical Pressure: 50.3 sq-ft)

Filter 1 Operations												
Date	Run Time, Hr.	Filter Flow gpm, gpm/ft ² Range (50th)	Filter Production (gallons)	Backwash (BW) Start Time	Surface Wash Loading Rate (gpm/ft ²)	Filter BW Loading Rate (gpm/ft ²)	Filter BW Volume (gallons)	Filter SW Volume (gallons)	Filter-to-Waste, Vol (gallons)	Total Vol to Sludge Pond (gallons)	Gal of Water Produced Between BW	UFRV (gal/ft ²)
Sat-1	8.0	73 - 91, (90) 1.5 - 1.8, (1.8)	41,592	7:10 AM	1.6, 2.7, 2.7 1.1, 0.0, 0.0	6 minutes of BW @ 17.6 gpm/ft ²	5,310	407	897	6,614	7,959	158
Tue-2	7.0	52 - 90, (87) 1.0 - 1.8, (1.7)	35,492	-	-	-	-	-	-	-	-	-
Wed-3	7.8	78 - 90, (81) 1.5 - 1.8, (1.6)	40,201	2:29 PM	0.3, 2.6, 2.6 2.3, 0.0, 0.0	6 minutes of BW @ 17.6 gpm/ft ²	5,310	397	899	6,606	91,254	1,815
Thu-4	7.5	54 - 90, (90) 1.1 - 1.8, (1.8)	37,157	-	-	-	-	-	-	-	-	-
Fri-5	7.5	42 - 85, (80) 0.8 - 1.7, (1.6)	34,646	-	-	-	-	-	-	-	-	-
Sat-6	8.5	76 - 90, (90) 1.5 - 1.8, (1.8)	45,921	1:02 AM	2.5, 2.7, 2.7 0.2, 0.0, 0.0	6 minutes of BW @ 17.6 gpm/ft ²	5,310	406	899	6,615	90,402	1,798
Sun-7	7.3	74 - 86, (80) 1.5 - 1.7, (1.6)	35,398	-	-	-	-	-	-	-	-	-
Mon-8	7.8	71 - 91, (90) 1.4 - 1.8, (1.8)	41,371	6:23 AM	0.8, 2.7, 2.7 1.9, 0.0, 0.0	6 minutes of BW @ 17.6 gpm/ft ²	5,310	407	898	6,615	88,855	1,768
Tue-9	6.3	77 - 90, (80) 1.5 - 1.8, (1.6)	31,772	-	-	-	-	-	-	-	-	-
Wed-10	8.0	71 - 90, (75) 1.4 - 1.8, (1.5)	36,013	3:20 PM	2.5, 2.6, 2.6 0.1, 0.0, 0.0	6 minutes of BW @ 17.6 gpm/ft ²	5,310	398	897	6,605	86,813	1,727
Thu-11	9.0	80 - 91, (89) 1.6 - 1.8, (1.8)	46,556	-	-	-	-	-	-	-	-	-
Fri-12	6.5	71 - 90, (77) 1.4 - 1.8, (1.5)	29,652	9:40 PM	1.1, 2.7, 2.6 1.5, 0.0, 0.0	6 minutes of BW @ 17.6 gpm/ft ²	5,310	399	896	6,605	88,471	1,760
Sat-13	8.5	84 - 91, (90) 1.7 - 1.8, (1.8)	45,122	-	-	-	-	-	-	-	-	-
Sun-14	7.5	33 - 83, (79) 0.7 - 1.7, (1.6)	33,744	-	-	-	-	-	-	-	-	-
Mon-15	8.0	71 - 92, (90) 1.4 - 1.8, (1.8)	40,221	7:06 AM	0.3, 2.7, 2.7 2.3, 0.0, 0.0	6 minutes of BW @ 17.6 gpm/ft ²	5,310	405	896	6,611	87,712	1,745
Tue-16	7.0	77 - 90, (83) 1.5 - 1.8, (1.7)	35,257	-	-	-	-	-	-	-	-	-
Wed-17	10.0	71 - 91, (88) 1.4 - 1.8, (1.8)	51,905	11:29 AM	1.1, 2.6, 2.6 1.5, 0.0, 0.0	6 minutes of BW @ 17.6 gpm/ft ²	5,310	397	895	6,602	88,122	1,753
Thu-18	8.5	30 - 91, (77) 0.6 - 1.8, (1.5)	37,983	-	-	-	-	-	-	-	-	-
Fri-19	8.8	67 - 91, (90) 1.3 - 1.8, (1.8)	41,525	11:05 AM	0.8, 2.7, 2.7 1.9, 0.0, 0.0	6 minutes of BW @ 17.6 gpm/ft ²	5,310	408	893	6,611	84,993	1,691
Sat-20	7.5	76 - 89, (83) 1.5 - 1.8, (1.7)	39,696	-	-	-	-	-	-	-	-	-
Sun-21	10.0	71 - 90, (87) 1.4 - 1.8, (1.7)	47,899	2:01 PM	1.3, 2.7, 2.7 1.4, 0.0, 0.0	6 minutes of BW @ 17.6 gpm/ft ²	5,310	407	896	6,613	87,454	1,740
Mon-22	8.5	39 - 86, (76) 0.8 - 1.7, (1.5)	38,001	-	-	-	-	-	-	-	-	-
Tue-23	10.5	44 - 90, (86) 0.9 - 1.8, (1.7)	47,264	11:23 AM	0.5, 2.7, 2.7 2.1, 0.0, 0.0	6 minutes of BW @ 17.6 gpm/ft ²	5,310	400	895	6,605	81,944	1,630
Wed-24	8.3	22 - 82, (76) 0.4 - 1.6, (1.5)	36,426	-	-	-	-	-	-	-	-	-
Thu-25	9.8	45 - 90, (85) 0.9 - 1.8, (1.7)	46,576	10:15 AM	0.1, 2.7, 2.7 2.6, 0.0, 0.0	6 minutes of BW @ 17.6 gpm/ft ²	5,310	405	894	6,609	77,495	1,542
Fri-26	8.3	68 - 91, (88) 1.4 - 1.8, (1.8)	38,898	-	-	-	-	-	-	-	-	-
Sat-27	8.5	83 - 91, (90) 1.7 - 1.8, (1.8)	45,213	6:42 AM	1.8, 2.7, 2.6 0.8, 0.0, 0.0	6 minutes of BW @ 17.6 gpm/ft ²	5,310	400	895	6,605	82,850	1,648
Sun-28	7.8	89 - 91, (90) 1.8 - 1.8, (1.8)	43,031	3:31 PM	1.0, 2.6, 2.6 1.6, 0.0, 0.0	6 minutes of BW @ 17.6 gpm/ft ²	5,310	389	900	6,599	67,859	1,350
Mon-29	7.0	88 - 92, (90) 1.8 - 1.8, (1.8)	39,203	-	-	-	-	-	-	-	-	-
Tue-30	7.0	89 - 91, (90) 1.8 - 1.8, (1.8)	38,404	-	-	-	-	-	-	-	-	-
Wed-31	-	-	-	-	-	-	-	-	-	-	-	-
Total:	242.3		1,202,140	14			74,340	5,625	12,550	92,515		
	10.1 days											

UFRV: Unit Filter Run Volume is the amount of water filtered per squared-foot between backwashes.
Note: The amount of water filtered between backwashes does not account for the filter production in the previous month for the first calculated UFRV value.

**MONTHLY SUMMARY OF MONITORING
FOR SURFACE WATER TREATMENT REGULATIONS**

System Name: Buckingham Park Water District - Treatment Plant
 Filter Type: Filter 2 (Vertical Pressure: 50.3 sq-ft)

System #: 1710011
 Month/Year: November-21

Filter 2 Operations												
Date	Run Time, Hr.	Filter Flow (gpm) Range (50th)	Filter Production (gallons)	Backwash (BW) Start Time	Surface Wash Loading Rate (gpm/ft ²)	Filter BW Loading Rate (gpm/ft ²)	Filter BW Volume (gallons)	Filter SW Volume (gallons)	Filter-to Waste, Vol (gallons)	Total Vol to Sludge Pond (gallons)	Gal of Water Produced Between BW	UFRV (gal/ft ²)
Sat-1	8.3	69 - 90, (87) 1.4 - 1.8, (1.7)	42,840	-	-	-	-	-	-	-	-	-
Tue-2	6.8	58 - 92, (90) 1.2 - 1.8, (1.8)	34,589	7:18 AM	1.4, 2.5, 2.5 1.1, 0.0, 0.0	6 minutes of BW @ 16.4 gpm/ft ²	4,950	383	899	6,232	50,639	1,007
Wed-3	8.3	86 - 108, (90) 1.7 - 2.2, (1.8)	44,145	-	-	-	-	-	-	-	-	-
Thu-4	7.3	60 - 93, (85) 1.2 - 1.9, (1.7)	34,498	3:01 PM	0.3, 2.5, 2.5 2.1, 0.0, 0.0	6 minutes of BW @ 16.4 gpm/ft ²	4,950	376	895	6,221	93,340	1,857
Fri-5	7.5	48 - 91, (90) 1.0 - 1.8, (1.8)	38,862	-	-	-	-	-	-	-	-	-
Sat-6	8.5	80 - 90, (84) 1.6 - 1.8, (1.7)	43,139	9:48 PM	1.6, 2.5, 2.5 0.9, 0.0, 0.0	6 minutes of BW @ 16.4 gpm/ft ²	4,950	376	901	6,227	92,052	1,831
Sun-7	7.3	78 - 91, (90) 1.5 - 1.8, (1.8)	39,713	-	-	-	-	-	-	-	-	-
Mon-8	8.0	79 - 90, (82) 1.6 - 1.8, (1.6)	41,834	-	-	-	-	-	-	-	-	-
Tue-9	6.0	78 - 91, (90) 1.6 - 1.8, (1.8)	32,341	8:26 AM	1.1, 2.5, 2.5 1.5, 0.0, 0.0	6 minutes of BW @ 16.4 gpm/ft ²	4,950	383	899	6,232	90,759	1,806
Wed-10	8.3	81 - 91, (90) 1.6 - 1.8, (1.8)	41,124	-	-	-	-	-	-	-	-	-
Thu-11	8.8	75 - 90, (82) 1.5 - 1.8, (1.6)	43,839	1:39 PM	2.0, 2.5, 2.5 0.5, 0.0, 0.0	6 minutes of BW @ 16.4 gpm/ft ²	4,950	377	901	6,228	91,086	1,812
Fri-12	6.8	80 - 90, (90) 1.6 - 1.8, (1.8)	35,913	-	-	-	-	-	-	-	-	-
Sat-13	8.3	79 - 90, (81) 1.6 - 1.8, (1.6)	39,894	10:55 PM	1.2, 2.5, 2.5 1.3, 0.0, 0.0	6 minutes of BW @ 16.4 gpm/ft ²	4,950	383	897	6,230	90,577	1,802
Sun-14	7.5	37 - 91, (90) 0.7 - 1.8, (1.8)	38,898	-	-	-	-	-	-	-	-	-
Mon-15	8.3	70 - 90, (83) 1.4 - 1.8, (1.7)	40,798	-	-	-	-	-	-	-	-	-
Tue-16	6.8	79 - 92, (90) 1.6 - 1.8, (1.8)	35,317	7:32 AM	0.3, 2.5, 2.5 2.2, 0.0, 0.0	6 minutes of BW @ 16.4 gpm/ft ²	4,950	378	903	6,231	91,167	1,814
Wed-17	10.5	73 - 91, (84) 1.5 - 1.8, (1.7)	54,738	-	-	-	-	-	-	-	-	-
Thu-18	8.3	36 - 91, (90) 0.7 - 1.8, (1.8)	40,999	5:11 AM	2.2, 2.5, 2.5 0.3, 0.0, 0.0	6 minutes of BW @ 16.4 gpm/ft ²	4,950	378	895	6,223	90,980	1,810
Fri-19	9.0	81 - 92, (85) 1.6 - 1.8, (1.7)	45,035	-	-	-	-	-	-	-	-	-
Sat-20	7.3	80 - 90, (90) 1.6 - 1.8, (1.8)	39,614	9:10 AM	0.3, 2.5, 2.5 2.2, 0.0, 0.0	6 minutes of BW @ 16.4 gpm/ft ²	4,950	376	901	6,227	90,928	1,809
Sun-21	10.3	77 - 90, (82) 1.5 - 1.8, (1.6)	50,351	-	-	-	-	-	-	-	-	-
Mon-22	8.3	30 - 90, (90) 0.6 - 1.8, (1.8)	41,060	7:24 AM	2.3, 2.5, 2.5 0.2, 0.0, 0.0	6 minutes of BW @ 16.4 gpm/ft ²	4,950	374	895	6,219	86,761	1,726
Tue-23	10.5	58 - 90, (82) 1.2 - 1.8, (1.6)	49,853	11:01 PM	0.4, 2.5, 2.5 2.1, 0.0, 0.0	6 minutes of BW @ 16.4 gpm/ft ²	4,950	380	898	6,228	77,337	1,539
Wed-24	8.3	25 - 89, (88) 0.5 - 1.8, (1.7)	42,386	-	-	-	-	-	-	-	-	-
Thu-25	10.0	38 - 90, (76) 0.8 - 1.8, (1.5)	46,315	10:37 PM	0.1, 2.5, 2.5 2.4, 0.0, 0.0	6 minutes of BW @ 16.4 gpm/ft ²	4,950	383	895	6,228	86,535	1,722
Fri-26	8.3	89 - 91, (90) 1.8 - 1.8, (1.8)	42,715	-	-	-	-	-	-	-	-	-
Sat-27	8.5	89 - 91, (90) 1.8 - 1.8, (1.8)	45,989	12:36 PM	0.4, 2.3, 2.5 2.5, 1.9, 0.0	6 minutes of BW @ 16.4 gpm/ft ²	4,950	477	893	6,320	76,962	1,531
Sun-28	8.0	89 - 91, (90) 1.8 - 1.8, (1.8)	44,525	-	-	-	-	-	-	-	-	-
Mon-29	6.8	89 - 91, (90) 1.8 - 1.8, (1.8)	37,774	7:27 PM	1.6, 2.5, 2.5 0.8, 0.0, 0.0	6 minutes of BW @ 16.4 gpm/ft ²	4,950	369	900	6,219	92,234	1,835
Tue-30	7.0	88 - 91, (90) 1.8 - 1.8, (1.8)	38,491	-	-	-	-	-	-	-	-	-
Wed-31	-	-	-	-	-	-	-	-	-	-	-	-
Total:	243.0		1,247,589	14			69,300	5,393	12,572	87,265		
	10.1 days											

UFRV: Unit Filter Run Volume is the amount of water filtered per squared-foot between backwashes.
 Note: The amount of water filtered between backwashes does not account for the filter production in the previous month for the first calculated UFRV value.

Combined Filter Effluent Reporting

Incidents of turbidity greater than **1.0 NTU** in two consecutive measurements taken no more than 15 minutes apart.

Date of Incident	NONE				
Value					

Incidents of turbidity greater than **0.2 NTU** in two consecutive measurements taken 15 minutes apart at the end of the first 60 minutes of continuous filter operation after the filter has been backwashed or otherwise taken offline.

Date of Incident	NONE				
Value					

Individual Filter Effluent Reporting

Were individual filters monitored and recorded at least once every 15 minutes? Yes No
 Were there any trigger violations? Yes No

Incidents of turbidity greater than **1.0 NTU** in two consecutive measurements taken no more than 15 minutes apart.

Date of Incident	NONE						
Value							
Filter Number							

Incidents of turbidity greater than **0.3 NTU** in two consecutive measurements taken 15 minutes apart at the end of the first 60 minutes of continuous filter operation after the filter has been backwashed or otherwise taken offline.

Date of Incident	NONE						
Value							
Filter Number							

Incidents of turbidity greater than **1.0 NTU** in two consecutive measurements taken no more than 15 minutes apart at any time in each of three consecutive months.

Date of Incident	NONE						
Value							
Filter Number							

Incidents of turbidity greater than **2.0 NTU** in two consecutive measurements taken no more than 15 minutes apart at any time in each of two consecutive months.

Date of Incident	NONE						
Value							
Filter Number							

Note: System is required to arrange with the Department for a comprehensive performance evaluation (CPE) to be conducted no later than 30 days following the exceedance. The CPE must be completed and submitted to the State no later than 90 days following the exceedance for the second straight month.

Turbidity Instrument Calibration

Indicate the date that the turbidimeters that are used for regulatory monitoring purposes were calibrated:

Date	Which Turbidimeter	Which standards used, primary or secondary	Date	Which Turbidimeter	Which standards used, primary or secondary
11/18/2021	1720 dfilter 1	primary	11/18/2021	raw scatter 7	primary
11/18/2021	1720 d filter 2	primary	11/17/2021	hach hand held	primary
11/18/2021	Swan Turbiwell	verification			
11/17/2021	settled 1720 c	primary			

Alarm Testing

Date	Alarm Tested	Set Point Tested	Call Out Successful	Shut Down Successful	Time Delay
11/18/2021	CL2 LOW	0.8	YES	YES	0MIN/30SEC
11/18/2021	CL2HIGH	3.25	YES	YES	0MIN/30SEC
11/18/2021	coagulant fail	fail	YES	YES	4MIN/46SEC
11/18/2021	filter 1 ntu high	0.28	YES	YES	INST
11/18/2021	filter 2 ntu high	0.28	YES	YES	INST
11/18/2021	combined ntu high	0.28	YES	YES	0MIN/15SEC

Disinfection Process Data

Disinfectant residual type (check one): Free Chlorine Combined Chlorine Other

Incidents of chlorine residuals less than 0.2 mg/L at the plant effluent:

Date of Incident	none				
Duration					
Date Dept. Notified					

Total number of incidents where residual is < 0.2 mg/L: 0
 Meet Standard (i.e. is not less than 0.2 mg/L for more than four hours (Y/N)? Yes

Number of distribution system residual samples collected:	120
Number of distribution system samples for HPC only:	
Total number of residual and/or HPC samples collected:	120
Number of samples with no detectable residual and HPC is not measured:	
Number of samples with no residual and HPC > 500 CFU/mL:	
Number of samples for HPC only and HPC > 500 CFU/mL:	
Total number of samples with no residual and/or HPC > 500 CFU/mL:	0

Compute V:

Where V = [1 - (Total No. of samples with no residual and/or HPC > 500)/(Total No. of residual and/or HPC samples collected)] x 100

V = 100.0%
 Meets Standard (i.e. V >= 95%) (Y/N)? Yes

SUMMARY OF WATER QUALITY COMPLAINTS

General Complaints:

Type of Complaint	Number	Corrective Actions Taken
Taste/Odor	0	
Color	0	
Turbidity	0	
Suspended Solids	0	
Other (Describe)	0	

Reports of Gastrointestinal Illness (attach additional sheets if necessary):

Person Reporting	Date	Corrective Actions Taken

Attach an explanation of any failure of the performance standards or operating criteria and corrective action taken or planned.

Print Name: ALAN MITCHELL

Signature: Alan Mitchell

Date: 12/1/21

CT Compliance for Giardia Lamblia Cysts by Free Chlorine

Input Parameters:

Water System Name:	Buckingham Park Water District	
Number of Service Connections:	455	
System Number:	1710011	
Month and Year:	November-21	
Clearwell(s) - Volume per Foot:	5,288	Gallons/Ft
Short-Circuiting Factor for Clearwell(s):	0.13	t ₁₀ /T

Calc. are based only when plant is on-line and flow leaving clearwell									Results for Giardia Inactivation and Reduction of Microcystin-LR				
Plant Clearwell Operations									Giardia cysts			Microcystin-LR (Min)	
Date	Plant Run Time, hr	Flow Rate, gpm	Clearwell Level, ft	Temp, °C	pH	Chlorine Residual, mg/L	Effective Volume, gal	Effective Contact Time, minutes	Calc. CT ₁₀	Minimum Log Inactivation	Log Inactivation Range, (5 th, Median)	Calculated Log (%) Reduction	MC-LR Reduced from x to 0.3 ug/L
Sat-1	8.3	209	34.4	14.4	7.73	1.53	23,648	113.4	174	4.57	4.57 - 5.15 (4.68, 4.98)	2.6 (99.74%)	115
Sun-2	7.0	205	34.3	13.8	7.70	1.56	23,579	115.2	180	4.49	4.49 - 6.32 (4.59, 4.70)	2.7 (99.81%)	160
Mon-3	8.3	208	34.2	13.8	7.70	1.55	23,510	113.3	176	4.40	4.40 - 11.94 (4.41, 4.79)	2.7 (99.79%)	141
Tue-4	7.5	208	34.1	14.3	7.75	1.58	23,442	112.4	178	4.69	4.69 - 5.16 (4.71, 4.86)	2.6 (99.73%)	112
Wed-5	7.5	207	34.1	13.7	7.80	1.59	23,464	113.2	180	4.28	4.28 - 4.83 (4.43, 4.55)	2.4 (99.60%)	74
Thu-6	8.8	210	33.3	13.4	7.71	1.59	22,896	109.0	173	4.12	4.12 - 7.36 (4.26, 4.47)	2.6 (99.73%)	113
Fri-7	7.3	210	34.5	12.3	7.73	1.61	23,717	113.0	182	3.96	3.96 - 9.75 (3.98, 4.13)	2.5 (99.71%)	104
Sat-8	8.0	207	32.7	11.6	7.73	1.60	22,457	108.3	173	3.61	3.61 - 4.22 (3.70, 3.87)	2.3 (99.55%)	67
Sun-9	6.3	206	33.7	11.7	7.80	1.57	23,176	112.7	177	3.68	3.68 - 4.16 (3.69, 3.89)	2.2 (99.36%)	47
Mon-10	8.3	210	34.1	11.8	7.74	1.60	23,442	111.8	179	3.73	3.73 - 9.83 (3.75, 3.92)	2.4 (99.62%)	79
Tue-11	9.0	212	33.4	12.3	7.74	1.57	22,985	108.4	170	3.70	3.70 - 4.58 (3.76, 3.95)	2.4 (99.56%)	68
Wed-12	6.8	211	34.2	12.4	7.75	1.57	23,510	111.7	175	3.81	3.81 - 4.29 (3.92, 4.18)	2.4 (99.59%)	73
Thu-13	8.5	210	34.4	12.6	7.70	1.56	23,622	112.7	176	4.01	4.01 - 4.71 (4.01, 4.25)	2.6 (99.73%)	111
Fri-14	7.5	210	34.5	13.2	7.80	1.56	23,717	112.9	176	4.00	4.00 - 4.48 (4.02, 4.40)	2.3 (99.51%)	61
Sat-15	8.3	204	34.1	13.2	7.70	1.52	23,442	114.7	175	4.16	4.16 - 4.70 (4.17, 4.43)	2.6 (99.75%)	118
Sun-16	7.0	209	34.1	13.2	7.70	1.50	23,442	112.3	168	4.01	4.01 - 18.50 (4.08, 4.37)	2.5 (99.69%)	95
Mon-17	10.5	213	34.0	12.6	7.70	1.51	23,373	109.8	166	3.78	3.78 - 4.86 (3.81, 4.52)	2.4 (99.62%)	79
Tue-18	8.5	212	34.4	12.8	7.59	1.57	23,656	111.6	175	4.17	4.17 - 4.57 (4.18, 4.27)	2.9 (99.88%)	254
Wed-19	9.0	211	34.5	12.1	7.61	1.55	23,713	112.3	174	3.96	3.96 - 10.80 (4.10, 4.24)	2.8 (99.84%)	187
Thu-20	7.5	206	34.3	12.2	7.60	1.54	23,579	114.5	176	4.01	4.01 - 4.49 (4.10, 4.18)	2.9 (99.86%)	213
Fri-21	10.3	208	34.2	11.2	7.60	1.56	23,510	113.0	176	3.83	3.83 - 4.43 (3.87, 4.24)	2.8 (99.83%)	176
Sat-22	8.5	208	34.1	11.6	7.59	1.64	23,442	112.6	184	4.01	4.01 - 4.49 (4.05, 4.23)	3.0 (99.89%)	283
Sun-23	10.8	209	34.0	11.6	7.60	1.66	23,394	111.7	185	4.03	4.03 - 4.64 (4.05, 4.32)	2.9 (99.89%)	262
Mon-24	8.3	214	34.2	10.6	7.52	1.73	23,510	110.0	190	3.97	3.97 - 4.46 (4.00, 4.18)	3.2 (99.94%)	479
Tue-25	10.3	208	33.2	10.7	7.59	1.75	22,823	109.8	192	3.84	3.84 - 4.47 (3.93, 4.09)	3.0 (99.90%)	286
Wed-26	8.3	212	34.2	10.2	7.50	1.75	23,510	111.0	194	4.05	4.05 - 4.49 (4.06, 4.33)	3.3 (99.95%)	562
Thu-27	8.8	210	34.5	11.2	7.60	1.68	23,717	112.8	190	3.95	3.95 - 4.57 (4.02, 4.22)	3.0 (99.89%)	278
Fri-28	8.0	209	34.3	12.1	7.58	1.56	23,579	112.7	176	3.99	3.99 - 4.59 (4.01, 4.32)	2.9 (99.87%)	233
Sat-29	7.0	210	34.2	12.0	7.50	1.49	23,510	111.7	167	3.97	3.97 - 10.73 (3.98, 4.14)	3.0 (99.90%)	289
Sun-30	7.0	211	34.5	12.1	7.50	1.36	23,717	112.4	153	3.64	3.64 - 4.16 (3.77, 3.84)	2.7 (99.82%)	165
Mon-31	-	218	34.1	17.9	7.45	1.74	23,442	107.5	187	6.68	-	4.2 (99.99%)	5,201
Min	6.3	204	32.7	10.2	7.45	1.36	22,457	107.5	153	3.61	3.61	2.2 (99.36%)	47
Median	8.3	210	34.2	12.3	7.70	1.57	23,510	112.4	176	4.00	4.39	2.7 (99.79%)	141
Max	10.8	218	34.5	17.9	7.80	1.75	23,717	115.2	194	6.68	18.50	4.2 (99.99%)	5,201

Print Name: ALAN MITCHELL

Signature: Alan Mitchell

Date: 12/1/21

MONTHLY CHEMICAL DOSAGE SUMMARY SHEET

System Name: Buckingham Water District SN: 1710011 Month/Year: November-21

Source and Combined Filter Flows & Chemical Feed Rate and Dosages													
Date	Units: Plant Hours Operated	Source Water - Inlet to Solids-Contact Upflow Clarifier							Filter Coagulant Aid and Post GAC Disinfection				
		Pre-Disinfection			Coagulants				Filter Aid			Disinfection	
		gpm	mL/min	mg/L	mL/min	mg/L	mL/min	mg/L	gpm	mL/min	mg/L	mL/min	mg/L
	Source Flow	NaOCl	NaOCl	Product 9800	Product 9800	Chemical Type	Chemical Type	CFE Flow	Product Pro Pac 9890	Product Pro Pac 9890	NaOCl	NaOCl	
Sat-1	8.3	191	17.0	2.5	24.0	43.2	-	170	3.0	6.1	18.0	3.0	
Tue-2	7.0	178	17.0	2.7	24.0	46.3	-	176	3.0	5.9	18.0	2.9	
Wed-3	8.3	186	17.0	2.6	24.0	44.4	-	174	3.0	5.9	18.0	2.9	
Thu-4	7.5	185	17.0	2.6	24.0	44.5	-	173	3.0	6.0	18.0	2.9	
Fri-5	7.5	184	17.0	2.6	24.0	44.8	-	171	3.0	6.0	18.0	3.0	
Sat-6	8.8	182	12.0	1.9	24.0	45.3	-	171	3.0	6.0	17.0	2.8	
Sun-7	7.3	183	12.0	1.8	24.0	45.0	-	172	3.0	6.0	17.0	2.8	
Mon-8	8.0	179	12.0	1.9	24.0	45.9	-	168	3.0	6.1	17.0	2.9	
Tue-9	6.3	172	12.0	2.0	24.0	47.8	-	166	3.0	6.2	17.0	2.9	
Wed-10	8.3	183	12.0	1.8	24.0	45.0	-	172	3.0	6.0	17.0	2.8	
Thu-11	9.0	174	12.0	1.9	24.0	47.4	-	162	3.0	6.3	17.0	3.0	
Fri-12	6.8	182	12.0	1.9	24.0	45.3	-	167	3.0	6.0	17.0	2.8	
Sat-13	8.5	180	16.0	2.5	24.0	45.9	-	167	3.0	6.2	18.0	3.0	
Sun-14	7.5	182	16.0	2.5	24.0	45.4	-	171	3.0	6.0	18.0	3.0	
Mon-15	8.3	177	16.0	2.5	24.0	46.5	-	164	3.0	6.3	18.0	3.1	
Tue-16	7.0	174	16.0	2.6	24.0	47.3	-	168	3.0	6.1	18.0	3.0	
Wed-17	10.5	181	16.0	2.5	24.0	45.6	-	171	3.0	6.0	18.0	3.0	
Thu-18	8.5	181	16.0	2.5	24.0	45.6	-	166	3.0	6.2	18.0	3.1	
Fri-19	9.0	177	16.0	2.5	24.0	46.5	-	166	3.0	6.2	18.0	3.1	
Sat-20	7.5	181	15.0	2.3	24.0	45.4	-	170	3.0	6.1	18.0	3.0	
Sun-21	10.3	178	15.0	2.4	24.0	46.3	-	167	3.0	6.2	18.0	3.0	
Mon-22	8.5	175	15.0	2.4	24.0	47.1	-	167	3.0	6.2	18.0	3.1	
Tue-23	10.8	169	15.0	2.5	24.0	48.8	-	156	3.0	6.6	18.0	3.3	
Wed-24	8.3	178	15.0	2.4	24.0	46.4	-	165	3.0	6.3	18.0	3.1	
Thu-25	10.3	166	15.0	2.4	24.0	49.6	-	159	3.0	6.5	18.0	3.2	
Fri-26	8.3	174	15.0	2.4	24.0	47.2	-	158	3.0	6.5	18.0	3.2	
Sat-27	8.8	186	15.0	2.3	24.0	44.3	-	175	3.0	5.9	18.0	2.9	
Sun-28	8.0	191	15.0	2.2	24.0	43.1	-	178	3.0	5.8	18.0	2.8	
Mon-29	7.0	194	15.0	2.2	24.0	42.5	-	180	3.0	5.7	18.0	2.8	
Tue-30	7.0	186	15.0	2.3	24.0	44.3	-	176	3.0	5.9	18.0	2.9	
Wed-31	-	-	-	-	-	-	-	-	-	-	-	-	

5 th	6.9	171	12.0	1.9	24.0	43.2	-	158	3.0	5.8	17.0	2.8
25 th	7.5	177	15.0	2.2	24.0	44.8	-	166	3.0	6.0	18.0	2.9
50 th	8.3	181	15.0	2.4	24.0	45.6	-	170	3.0	6.1	18.0	3.0
75 th	8.7	184	16.0	2.5	24.0	46.5	-	172	3.0	6.2	18.0	3.0
95 th	10.4	191	17.0	2.6	24.0	48.3	-	177	3.0	6.5	18.0	3.2

Comments: _____

Name (Print):

ALAN MITCHELL

Signature:

Alan Mitchell

12/1/21

MONTHLY SUMMARY OF REVISED TOTAL COLIFORM RULE DISTRIBUTION SYSTEM MONITORING
(For public water systems serving more than 400 service connections OR 1,000 persons, OR wholesaler systems)
 (Includes triggered source monitoring reporting for Groundwater Rule compliance)

System Name <p align="center">Buckingham Park Water District</p>	System Number <p align="center">1710011</p>
Sampling Period <p align="center">November</p>	Year <p align="center">2021</p>

	Number Required	Number Collected	Number Total Coliform Positives	Number E.coli Positives
1. Routine Samples (see note 1)	<u>3</u>	<u>3</u>	<u>0</u>	<u>0</u>
2. Repeat Samples following samples that are Total Coliform Positive and <i>E.coli</i> Negative (see notes 2, 10 and 11)		<u>0</u>	<u>0</u>	<u>0</u>
3. Repeat Samples following Routine Samples that are Total Coliform Positive and <i>E. coli</i> Positive (see notes 2, 3, 10 and 11)		<u>0</u>	<u>0</u>	<u>0</u>
4. Coliform Treatment Technique (TT) Trigger Exceedance & <i>E.coli</i> MCL Computation for TC/ <i>E. coli</i> Positive Samples				
a. Totals (sum of columns)	<u>3</u>	<u>3</u>	<u>0</u>	<u>0</u>
b. If 40 or more samples collected in month, determine percent of samples that are total coliform positive [(total number positive/total number collected) x 100] =	<u>0</u>	%		
c. Did the system violate the <i>E. coli</i> MCL (see notes 2 through 5)?		<input type="checkbox"/> Yes	<input checked="" type="checkbox"/> No	
Did the system exceed... ..a Level 2 Coliform TT trigger? (see notes 2, 3, 4, 5 and 6 for trigger info)		<input type="checkbox"/> Yes	<input checked="" type="checkbox"/> No	
<i>If yes, see note 8 below.</i>				
...a Level 1 Coliform TT trigger? (see note 7 for trigger info)		<input type="checkbox"/> Yes	<input checked="" type="checkbox"/> No	
<i>If yes, see note 9 below.</i>				
5. Triggered Source Samples per Groundwater Rule (see notes 12 and 13)				
6. Invalidated Samples (Note what samples, if any, were invalidated; the lab who authorized the invalidation; and when replacement samples were collected. Attach additional sheets, if necessary.)				

7. Summary Completed By: Name/Signature <p align="center"> Ahimsah Wonderwheel</p>	Title <p align="center">General Manager</p>	Date <p align="center">12/2/2021</p>
--	--	---

NOTES AND INSTRUCTIONS:

- Routine samples include:
 - Samples required pursuant to 22 CCR Section 64423 and any additional samples required by an approved routine sample siting plan established pursuant to 22 CCR Section 64422.
 - Extra samples for systems with high source water turbidities that are using surface water or groundwater under direct influence of surface water and do not practice filtration in compliance with regulations;
- Notes 2-5 (boxed entries) are *E. coli* MCL violations and require immediate notification to the Division (22 CCR, Section 64426.1):
- Any *E.coli* positive repeat following a total coliform positive sample.
- A total coliform positive repeat, following an *E.coli* positive routine sample.
- Failure to take all required repeat samples following an *E. coli* positive routine sample.
- Failure to test for *E. coli* when any repeat sample tests positive for total coliform
- Second Level 1 coliform treatment technique trigger exceedance in a rolling 12-month period.
- Level 1 Coliform Treatment Technique (TT) Triggers:**
 - For systems collecting less than 40 samples, if two or more samples are total coliform positive, then the TT is exceeded and a Level 1 Assessment is required.
 - For systems collecting 40 or more samples, if more than 5.0 percent of samples collected are total coliform positive, then the TT is exceeded and a Level 1 Assessment is required.
 - If a trigger is exceeded as a result of a total coliform positive repeat sample, the system must notify the Division by the end of business day, section 64424(c)
- Contact the Division as soon as practical to arrange for the Division to conduct a Level 2 Assessment of the water system. The water system shall complete a Level 2 Assessment and submit it to the Division within 30 days of learning of the trigger exceedance.
- Conduct a Level 1 Assessment as soon as practical that covers the minimum elements (22 CCR, Section 64426.8 (a)(2)). Submit the report to the Division within 30 days of learning of the trigger exceedance.
- Positive results and their associated repeat samples are to be tracked on the Coliform Monitoring Worksheet.
- Repeat samples must be collected within 24 hours of being notified of the positive results. At least 3 repeat samples must be collected for each total coliform positive sample.
- For systems subject to the Groundwater Rule: Positive results and the associated triggered source samples are to be tracked on the Coliform Monitoring Worksheet.
- For triggered sample(s) required as a result of a total coliform routine positive sample, an *E.coli*-positive triggered sample (boxed entry) requires

GM-Buckingham Park Water

From: GM-Buckingham Park Water [gm@buckinghamparkwater.us]
Sent: Wednesday, November 10, 2021 1:39 PM
To: 'matt.foster@waterboards.ca.gov'
Cc: DDW - Mendocino General Email (DWPDIST03@waterboards.ca.gov)
Subject: Monthly Operations Report and Coliform Report October 2021
Attachments: Monthly Operations Report 10.2021.pdf; Monthly Coliform report 10.21.pdf

Hello Matt,

I have attached the monthly operations report for Buckingham Park Water District system #1710011 for October 2021. We had some continuing issues in to October with our SCADA PLC going down and we to run the plant by hand and we took NTU samples when the plant was running.

I have also attached the monthly Coliform reporting form as well and we did not have any issues.

If you have any questions please let me know Thank you.

Sincerely,

Ahimsah Wonderwheel

General Manager

Buckingham Park Water District

2880 Eastlake Drive Kelseyville, CA 95451

Cell (707) 900-8367 / Office (707) 279-8568 / Fax (707) 279-2947

"Visit us on the web at: www.buckinghamparkwater.us!"

Buckingham Park Water District 11 21 Water Plant Log revised 2.27.2020

Date & Time	Oper. Initials	Read (Last Day Last)	Raw Water Hours						Raw Water Flow					Less Backwash		Recycle Flow				Net Raw Water Flow	
			P-1 Read		P-2 Read		Raw Water Motor	Daily Raw Water Flow	MGD	Raw Water Flow M-T-D	Raw Water Flow gpm	Daily Combined Filter Backwash Flow	MTD Combined Filter Backwash Flow	Read	Backwash Recycle Gallons	% Of Daily Flow	M-T-D	Total Raw Water Gallons Daily	Total Raw Water Gallons MTD		
			P-1 Hours	MTD	P-2 Hours	MTD														129,843	
1	8:03	WR	20,381	7.6	7.6	112,964	0.0	0.0	1,635,475	87,000	0.087	87,000	190.8	7,080	7,080	130,026	1,830	2.8%	1,830	85,170	85,170
2	7:46	WR	20,462	8.1	15.7	112,964	0.0	0.0	1,637,211	86,600	0.087	173,600	178.2	6,600	13,680	130,200	1,740	2.5%	3,570	84,860	170,030
3	7:43	WR	20,531	6.9	22.6	112,964	0.0	0.0	1,637,980	76,900	0.077	250,500	185.7	-	13,680	130,333	1,330	2.2%	4,900	75,570	245,600
4	9:00	AW	20,619	8.8	31.4	112,964	0.0	0.0	1,638,957	97,700	0.098	348,200	185.0	7,080	20,760	130,549	2,160	3.0%	7,060	95,540	341,140
5	7:30	AM	20,686	6.7	38.1	112,964	0.0	0.0	1,639,697	74,000	0.074	422,200	184.1	6,600	27,360	130,675	1,260	2.3%	8,320	72,740	413,880
6	7:30	AM	20,771	8.5	46.6	112,964	0.0	0.0	1,640,626	92,900	0.093	515,100	182.2	7,080	34,440	130,680	50	0.1%	8,370	92,850	506,730
7	10:00	AW	20,859	8.8	55.4	112,964	0.0	0.0	1,641,594	96,800	0.097	611,900	183.3	6,600	41,040	130,798	1,180	1.6%	9,550	95,620	602,350
8	7:55	WR	20,937	7.8	63.2	112,964	0.0	0.0	1,642,434	84,000	0.084	695,900	179.5	7,080	48,120	130,921	1,230	1.9%	10,780	82,770	685,120
9	7:30	AM	21,001	6.4	69.6	112,964	0.0	0.0	1,643,096	66,200	0.066	762,100	172.4	-	48,120	131,102	1,810	3.1%	12,590	64,390	749,510
10	7:29	WR	21,043	4.2	73.8	112,997	3.3	3.3	1,643,921	82,500	0.083	844,600	183.3	6,600	54,720	131,321	2,190	3.4%	14,780	80,310	829,820
11	7:30	AM	21,083	4.0	77.8	113,027	3.0	6.3	1,644,651	73,000	0.073	917,600	173.8	7,080	61,800	131,447	1,260	2.3%	16,040	71,740	901,560
12	7:30	AM	21,124	4.1	81.9	113,082	5.5	11.8	1,645,699	104,800	0.105	1,022,400	181.9	6,600	68,400	131,584	1,370	1.8%	17,410	103,430	1,004,990
13	7:30	AM	21,160	3.6	85.5	113,113	3.1	14.9	1,646,421	72,200	0.072	1,094,600	179.6	7,080	75,480	131,752	1,680	3.1%	19,090	70,520	1,075,510
14	7:35	WR	21,202	4.2	89.7	113,153	4.0	18.9	1,647,314	89,300	0.089	1,183,900	181.5	6,600	82,080	131,850	980	1.4%	20,070	88,320	1,163,830
15	7:34	WR	21,238	3.6	93.3	113,198	4.5	23.4	1,648,176	86,200	0.086	1,270,100	177.4	7,080	89,160	131,967	1,170	1.9%	21,240	85,030	1,248,860
16	7:30	AM	21,275	3.7	97.0	113,239	4.1	27.5	1,648,991	81,500	0.082	1,351,600	174.1	6,600	95,760	132,112	1,450	2.2%	22,690	80,050	1,328,910
17	7:15	AM	21,300	2.5	99.5	113,283	4.4	31.9	1,649,739	74,800	0.075	1,426,400	180.7	-	95,760	132,242	1,300	2.2%	23,990	73,500	1,402,410
18	7:30	AM	21,367	6.7	106.2	113,333	5.0	36.9	1,651,008	126,900	0.127	1,553,300	180.8	13,680	109,440	132,285	430	0.5%	24,420	126,470	1,528,880
19	7:30	AM	21,411	4.4	110.6	113,364	3.1	40.0	1,651,805	79,700	0.080	1,633,000	177.1	-	109,440	132,455	1,700	2.6%	26,120	78,000	1,606,880
20	7:30	AM	21,457	4.6	115.2	113,405	4.1	44.1	1,652,752	94,700	0.095	1,727,700	181.4	7,080	116,520	132,559	1,040	1.5%	27,160	93,660	1,700,540
21	7:27	WR	21,505	4.8	120.0	113,438	3.3	47.4	1,653,617	86,500	0.087	1,814,200	178.0	6,600	123,120	132,670	1,110	1.7%	28,270	85,390	1,785,930
22	7:26	WR	21,559	5.4	125.4	113,488	5.0	52.4	1,654,708	109,100	0.109	1,923,300	174.8	13,680	136,800	132,671	10	0.0%	28,280	109,090	1,895,020
23	7:30	AM	21,600	4.1	129.5	113,532	4.4	56.8	1,655,570	86,200	0.086	2,009,500	169.0	-	136,800	132,762	910	1.3%	29,190	85,290	1,980,310
24	7:36	WR	21,638	3.8	133.3	113,594	6.2	63.0	1,656,636	106,600	0.107	2,116,100	177.7	13,680	150,480	132,869	1,070	1.4%	30,260	105,530	2,085,840
25	10:05	WR	21,684	4.6	137.9	113,637	4.3	67.3	1,657,524	88,800	0.089	2,204,900	166.3	-	150,480	132,954	850	1.1%	31,110	87,950	2,173,790
26	7:30	AM	21,729	4.5	142.4	113,684	4.7	72.0	1,658,487	96,300	0.096	2,301,200	174.5	13,680	164,160	133,055	1,010	1.5%	32,120	95,290	2,269,080
27	7:30	AM	21,781	5.2	147.6	113,718	3.4	75.4	1,659,448	96,100	0.096	2,397,300	186.2	7,080	171,240	133,140	850	1.3%	32,970	95,250	2,364,330
28	7:26	WR	21,839	5.8	153.4	113,744	2.6	78.0	1,660,411	96,300	0.096	2,493,600	191.1	6,600	177,840	133,357	2,170	2.9%	35,140	94,130	2,458,460
29	7:20	WR	21,868	2.9	156.3	113,798	5.4	83.4	1,661,377	96,600	0.097	2,590,200	194.0	7,080	184,920	133,427	700	0.9%	35,840	95,900	2,554,360
30	7:15	AM	21,903	3.5	159.8	113,832	3.4	86.8	1,662,147	77,000	0.077	2,667,200	186.0	6,600	191,520	133,533	1,060	1.7%	36,900	75,940	2,630,300
31																					
Avg.				5.3			2.9		88,907	0.089		1,000	180.3	7,980		1,230	1.86%		87,677		
Min.				2.5			0.0		66,200	0.066			166.3	6,600		10	0.01%		64,390		
Max.				8.8	159.8		6.2	86.8	126,900	0.127	2,667,200	194.0	13,680	191,520	2,190	3.41%	36,900		126,470	2,630,300	

Buckingham Park Water District
11 21 Water Plant Log revised 2.27.2020

Filter #1

Date	Filtering Hours & Flows							Backwash Frequencies & Flows				Surface Wash Flows			
	Read (Last Day, Last Mo)	F1 Hour Meter	F1 Flow Meter		Daily Flow GPM	Month to Date Flow	Daily Max. Filter Load Rate	No. of Backwashes/Day	Minutes Per Backwash	Peak Backwash Flow Rate	Backwash Volume	SW Flow Meter Read	Daily Flow Read GPM	Month to Date Flow	
		Daily Hours	Daily Flow	Daily Flow								126,918			
1	398,376														
1	398,451	7.5	1,365,742	36,300	80.7	36,300	1.6	1	8	885	7,080	126,961	430	86	430
2	398,532	8.1	1,366,185	44,300	91.2	80,600	1.8	0	-	-	-	126,961	-	-	430
3	398,601	6.9	1,366,534	34,900	84.3	115,500	1.7	0	-	-	-	126,961	-	-	430
4	398,688	8.7	1,366,977	44,300	84.9	159,800	1.7	1	8	885	7,080	127,004	430	86	860
5	398,755	6.7	1,367,324	34,700	86.3	194,500	1.7	0	-	-	-	127,004	-	-	860
6	398,839	8.4	1,367,736	41,200	81.7	235,700	1.6	1	8	885	7,080	127,047	430	86	1,290
7	398,927	8.8	1,368,199	46,300	87.7	282,000	1.7	0	-	-	-	127,047	-	-	1,290
8	399,004	7.7	1,368,560	36,100	78.1	318,100	1.6	1	8	885	7,080	127,090	430	86	1,720
9	399,068	6.4	1,368,895	33,500	87.2	351,600	1.7	0	-	-	-	127,090	-	-	1,720
10	399,143	7.5	1,369,262	36,700	81.6	388,300	1.6	0	-	-	-	127,090	-	-	1,720
11	399,212	6.9	1,369,590	32,800	79.2	421,100	1.6	1	8	885	7,080	127,133	430	86	2,150
12	399,307	9.5	1,370,080	49,000	86.0	470,100	1.7	0	-	-	-	127,133	-	-	2,150
13	399,373	6.6	1,370,395	31,500	79.5	501,600	1.6	1	8	885	7,080	127,176	430	86	2,580
14	399,455	8.2	1,370,829	43,400	88.2	545,000	1.8	0	-	-	-	127,176	-	-	2,580
15	399,535	8.0	1,371,190	36,100	75.2	581,100	1.5	1	8	885	7,080	127,218	420	84	3,000
16	399,613	7.8	1,371,603	41,300	88.2	622,400	1.8	0	-	-	-	127,218	-	-	3,000
17	399,681	6.8	1,371,935	33,200	81.4	655,600	1.6	0	-	-	-	127,218	-	-	3,000
18	399,798	11.7	1,372,517	58,200	82.9	713,800	1.6	1	8	885	7,080	127,260	420	84	3,420
19	399,874	7.6	1,372,860	34,300	75.2	748,100	1.5	0	-	-	-	127,260	-	-	3,420
20	399,960	8.6	1,373,299	43,900	85.1	792,000	1.7	1	8	885	7,080	127,304	440	88	3,860
21	400,040	8.0	1,373,688	38,900	81.0	830,900	1.6	0	-	-	-	127,304	-	-	3,860
22	400,143	10.3	1,374,210	52,200	84.5	883,100	1.7	1	8	885	7,080	127,347	430	86	4,290
23	400,228	8.5	1,374,565	35,500	69.6	918,600	1.4	0	-	-	-	127,347	-	-	4,290
24	400,327	9.9	1,375,050	48,500	81.6	967,100	1.6	1	8	885	7,080	127,390	430	86	4,720
25	400,415	8.8	1,375,431	38,100	72.2	1,005,200	1.4	0	-	-	-	127,390	-	-	4,720
26	400,508	9.3	1,375,878	44,700	80.1	1,049,900	1.6	1	8	885	7,080	127,433	430	86	5,150
27	400,592	8.4	1,376,304	42,600	84.5	1,092,500	1.7	1	8	885	7,080	127,476	430	86	5,580
28	400,676	8.4	1,376,756	45,200	89.7	1,137,700	1.8	0	-	-	-	127,476	-	-	5,580
29	400,758	8.2	1,377,194	43,800	89.0	1,181,500	1.8	1	8	885	7,080	127,517	410	82	5,990
30	400,827	6.9	1,377,563	36,900	89.1	1,218,400	1.8	0	-	-	-	127,517	-	-	5,990
31															
Avg.		8.2		40,613	82.9			1.6	0	8	7,080		428	86	
Min.		6.4		31,500	69.6			1.4	0	8	7,080		410	82	
Max.		245.1	11.7	58,200	91.2	1,218,400	1.8	1	8	8	7,080	99,120	440	88	5,990

Buckingham Park Water District
 11 21 Water Plant Log revised 2.27.2020

Filter #2

Date	Filtering Hours & Flows							Backwash Frequencies & Flows				Surface Wash Flows			
	F2 Hour Meter	Daily Hours	F2 Flow Meter	Daily Flow	GPM	Month to Date Flow	Daily Max. Filter Load Rate	No. of Backwashes/Day	Minutes Per Backwash	Peak Backwash Flow Rate	Backwash Volume	SW Flow Meter Read			Month to Date Flow
												131,146	Daily Flow	Read Flow Rate GPM	
	977,617		1,378,357									131,146			
1	977,693	7.6	1,378,765	40,800	89.5	40,800	1.8	0	-	-	-	131,146	-	-	-
2	977,773	8.0	1,379,172	40,700	84.8	81,500	1.7	1	8	825	6,600	131,186	400	80	400
3	977,842	6.9	1,379,544	37,200	89.9	118,700	1.8	0	-	-	-	131,186	-	-	400
4	977,930	8.8	1,380,008	46,400	87.9	165,100	1.7	0	-	-	-	131,186	-	-	400
5	977,996	6.6	1,380,345	33,700	85.1	198,800	1.7	1	8	825	6,600	131,225	390	78	790
6	978,081	8.5	1,380,799	45,400	89.0	244,200	1.8	0	-	-	-	131,225	-	-	790
7	978,168	8.7	1,381,237	43,800	83.9	288,000	1.7	1	8	825	6,600	131,264	390	78	1,180
8	978,246	7.8	1,381,658	42,100	90.0	330,100	1.8	0	-	-	-	131,264	-	-	1,180
9	978,310	6.4	1,381,959	30,100	78.4	360,200	1.6	0	-	-	-	131,264	-	-	1,180
10	978,384	7.4	1,382,363	40,400	91.0	400,600	1.8	1	8	825	6,600	131,304	400	80	1,580
11	978,454	7.0	1,382,712	34,900	83.1	435,500	1.7	0	-	-	-	131,304	-	-	1,580
12	978,548	9.4	1,383,195	48,300	85.6	483,800	1.7	1	8	825	6,600	131,343	390	78	1,970
13	978,616	6.8	1,383,550	35,500	87.0	519,300	1.7	0	-	-	-	131,343	-	-	1,970
14	978,696	8.0	1,383,949	39,900	83.1	559,200	1.7	1	8	825	6,600	131,383	400	80	2,370
15	978,778	8.2	1,384,384	43,500	88.4	602,700	1.8	0	-	-	-	131,383	-	-	2,370
16	978,854	7.6	1,384,746	36,200	79.4	638,900	1.6	1	8	825	6,600	131,422	390	78	2,760
17	978,923	6.9	1,385,118	37,200	89.9	676,100	1.8	0	-	-	-	131,422	-	-	2,760
18	979,039	11.6	1,385,696	57,800	83.0	733,900	1.7	1	8	825	6,600	131,461	390	78	3,150
19	979,115	7.6	1,386,110	41,400	91	775,300	1.8	0	-	-	-	131,461	-	-	3,150
20	979,202	8.7	1,386,552	44,200	84.7	819,500	1.7	0	-	-	-	131,461	-	-	3,150
21	979,282	8.0	1,386,966	41,400	86.3	860,900	1.7	1	8	825	6,600	131,500	390	78	3,540
22	979,385	10.3	1,387,473	50,700	82.0	911,600	1.6	1	8	825	6,600	131,539	390	78	3,930
23	979,470	8.5	1,387,913	44,000	86.3	955,600	1.7	0	-	-	-	131,539	-	-	3,930
24	979,568	9.8	1,388,402	48,900	83.2	1,004,500	1.7	1	8	825	6,600	131,579	400	80	4,330
25	979,657	8.9	1,388,865	46,300	86.7	1,050,800	1.7	0	-	-	-	131,579	-	-	4,330
26	979,749	9.2	1,389,293	42,800	77.5	1,093,600	1.5	1	8	825	6,600	131,619	400	80	4,730
27	979,835	8.6	1,389,760	46,700	90.5	1,140,300	1.8	0	-	-	-	131,619	-	-	4,730
28	979,918	8.3	1,390,201	44,100	88.6	1,184,400	1.8	1	8	825	6,600	131,658	390	78	5,120
29	980,001	8.3	1,390,655	45,400	91.2	1,229,800	1.8	0	-	-	-	131,658	-	-	5,120
30	980,069	6.8	1,391,008	35,300	86.5	1,265,100	1.7	1	8	825	6,600	131,697	390	78	5,510
31															
Avg.		8.2		42,170	86.1		1.7	0	8		6,600		394	79	
Min.		6.4		30,100	77.5		1.5	0	8		6,600		390	78	
Max.		245.2	11.6	57,800	91.2	1,265,100	1.8	1	8		6,600	92,400	400	80	5,510

Buckingham Park Water District
11 21 Water Plant Log revised 2.27.2020

Combined

Date	Read (Lagst Day Last Mo)	Backwash Flow			Filter Effluent Flow		
		BW Flow Meter Read	BW Basin Flow Rate (Metered GPM)	Month to Date Flow	Combined Filter Effluent GPM*	Daily Combined Filter Effluent Flow	MTD Combined Filter Effluent Flow
	727,512						
1	727,572	6,000	6,000	170	77,100	77,100	
2	727,631	5,900	11,900	176	85,000	162,100	
3	727,631	-	11,900	174	72,100	234,200	
4	727,691	6,000	17,900	173	90,700	324,900	
5	727,751	6,000	23,900	171	68,400	393,300	
6	727,811	6,000	29,900	171	86,600	479,900	
7	727,871	6,000	35,900	172	90,100	570,000	
8	727,930	5,900	41,800	168	78,200	648,200	
9	727,930	-	41,800	166	63,600	711,800	
10	727,989	5,900	47,700	172	77,100	788,900	
11	728,049	6,000	53,700	162	67,700	856,600	
12	728,109	6,000	59,700	172	97,300	953,900	
13	728,169	6,000	65,700	167	67,000	1,020,900	
14	728,228	5,900	71,600	171	83,300	1,104,200	
15	728,288	6,000	77,600	164	79,600	1,183,800	
16	728,348	6,000	83,600	168	77,500	1,261,300	
17	728,348	-	83,600	171	70,400	1,331,700	
18	728,468	12,000	95,600	166	116,000	1,447,700	
19	728,468	-	95,600	166	75,700	1,523,400	
20	728,527	5,900	101,500	170	88,100	1,611,500	
21	728,587	6,000	107,500	167	80,300	1,691,800	
22	728,706	11,900	119,400	167	102,900	1,794,700	
23	728,706	-	119,400	156	79,500	1,874,200	
24	728,825	11,900	131,300	165	97,400	1,971,600	
25	728,825	-	131,300	159	84,400	2,056,000	
26	728,942	11,700	143,000	158	87,500	2,143,500	
27	729,055	11,300	154,300	175	89,300	2,232,800	
28	729,114	5,900	160,200	178	89,300	2,322,100	
29	729,171	5,700	165,900	180	89,200	2,411,300	
30	729,228	5,700	171,600	176	72,200	2,483,500	
31							

Avg. ##### 7,150 82,783
 Min. 0 5,700 63,600
 Max. 0 12,000 171,600 116,000 2,483,500

Buckingham Park Water District 11 21 Water Plant Log revised 2.27.2020

Date	Gross Plant Production Flow					Sodium Hypo-chlorite & H ₂ O Flow			(Meter Installed) Clarifier Knock Down & H ₂ O Flow			(Metered) Hydrant Flushing H ₂ O Flow		(Metered) Filter Surface Wash Flow		(Meter Installed) DB Spicket		Net Plant Production Flow			
	Read	Production Gallons	Million Gallons	Daily Calculated Flow Rate (gpm)	Production Gallons M-T-D	Read	Chem. Makeup Water Daily Flow	Chem. Makeup Water MTD Flow	Read	Clarifier Sprinkler Flow	Month to Date Clarifier	Average Daily Hydrant Flushing Flow	Month to Date Hydrant Flushing Flow	Daily Filter Surface Wash Flow	Month to Date Filter Surface Wash Flow	Read	DB Spicket Flow	Month to Date DB Spicket	Daily Flow Less Treatment Consumption	Million Gallons	MTD Flow Less Treatment Consumption
	Last Day Last Mo																				
	4,854,483					27,450			361,847							57,021					
1	4,855,145	66,200	0.066	200.6	66,200	27,451	7	7	362,109	1,960	1,960	-	-	430	430	57,021	0	-	63,803	0.064	63,803
2	4,855,835	69,000	0.069	205.4	135,200	27,453	15	22	362,362	1,892	3,852	-	-	400	830	57,021	0	-	66,693	0.067	130,495
3	4,856,436	60,100	0.060	208.7	195,300	27,453	0	22	362,616	1,900	5,752	-	-	0	830	57,021	0	-	58,200	0.058	188,695
4	4,857,147	71,100	0.071	200.8	266,400	27,453	0	22	362,886	2,020	7,772	-	-	430	1,260	57,021	0	-	68,650	0.069	257,346
5	4,857,701	55,400	0.055	200.7	321,800	27,453	0	22	363,127	1,803	9,574	-	-	390	1,650	57,021	0	-	53,207	0.053	310,553
6	4,858,416	71,500	0.072	205.5	393,300	27,492	292	314	363,388	1,952	11,527	-	-	430	2,080	57,021	0	-	68,826	0.069	379,379
7	4,859,161	74,500	0.075	210.5	467,800	27,492	0	314	363,684	2,214	13,741	-	-	390	2,470	57,021	0	-	71,896	0.072	451,275
8	4,859,807	64,600	0.065	203.1	532,400	27,492	0	314	363,924	1,795	15,536	-	-	430	2,900	57,021	0	-	62,375	0.062	513,650
9	4,860,386	57,900	0.058	201.0	590,300	27,493	7	322	364,186	1,960	17,496	-	-	0	2,900	57,021	0	-	55,933	0.056	569,583
10	4,861,029	64,300	0.064	210.1	654,600	27,495	15	337	364,452	1,990	19,485	-	-	400	3,300	57,021	0	-	61,895	0.062	631,478
11	4,861,575	54,600	0.055	197.8	709,200	27,495	0	337	364,717	1,982	21,468	14,362	14,362	430	3,730	57,021	0	-	37,826	0.038	669,304
12	4,862,349	77,400	0.077	211.5	786,600	27,495	0	337	365,006	2,162	23,629	-	14,362	390	4,120	57,021	0	-	74,848	0.075	744,152
13	4,862,893	54,400	0.054	201.5	841,000	27,496	7	344	365,293	2,147	25,776	-	14,362	430	4,550	57,021	0	-	51,816	0.052	795,968
14	4,863,618	72,500	0.073	208.3	913,500	27,496	0	344	365,579	2,139	27,915	-	14,362	400	4,950	57,021	0	-	69,961	0.070	865,929
15	4,864,248	63,000	0.063	201.9	976,500	27,497	7	352	365,866	2,147	30,062	-	14,362	420	5,370	57,021	0	-	60,426	0.060	926,355
16	4,864,916	66,800	0.067	206.2	1,043,300	27,498	7	359	366,256	2,917	32,979	-	14,362	390	5,760	57,021	0	-	63,485	0.063	989,840
17	4,865,499	58,300	0.058	202.4	1,101,600	27,498	0	359	366,440	1,376	34,356	8,378	22,739	0	5,760	57,021	0	-	48,546	0.049	1,038,386
18	4,866,440	94,100	0.094	203.7	1,195,700	27,504	45	404	366,734	2,199	36,555	-	22,739	810	6,570	57,021	0	-	91,046	0.091	1,129,432
19	4,867,092	65,200	0.065	205.0	1,260,900	27,506	15	419	367,024	2,169	38,724	-	22,739	0	6,570	57,021	0	-	63,016	0.063	1,192,448
20	4,867,808	71,600	0.072	209.4	1,332,500	27,506	0	419	367,316	2,184	40,908	-	22,739	440	7,010	57,021	0	-	68,976	0.069	1,261,424
21	4,868,474	66,600	0.067	205.6	1,399,100	27,506	0	419	367,601	2,132	43,040	-	22,739	390	7,400	57,021	0	-	64,078	0.064	1,325,502
22	4,869,327	85,300	0.085	209.1	1,484,400	27,507	7	426	367,886	2,132	45,172	-	22,739	820	8,220	57,021	0	-	82,341	0.082	1,407,843
23	4,870,029	70,200	0.070	201.7	1,554,600	27,508	7	434	368,178	2,184	47,356	-	22,739	0	8,220	57,021	0	-	68,008	0.068	1,475,851
24	4,870,821	79,200	0.079	209.5	1,633,800	27,509	7	441	368,463	2,132	49,488	-	22,739	830	9,050	57,021	0	-	76,231	0.076	1,552,082
25	4,871,571	75,000	0.075	208.3	1,708,800	27,510	7	449	368,787	2,424	51,911	-	22,739	0	9,050	57,021	0	-	72,569	0.073	1,624,651
26	4,872,251	68,000	0.068	202.4	1,776,800	27,510	0	449	369,042	1,907	53,819	-	22,739	830	9,880	57,021	0	-	65,263	0.065	1,689,913
27	4,872,919	66,800	0.067	210.1	1,843,600	27,510	0	449	369,333	2,177	55,995	-	22,739	430	10,310	57,021	0	-	64,193	0.064	1,754,107
28	4,873,666	74,700	0.075	204.1	1,918,300	27,510	0	449	369,617	2,124	58,120	-	22,739	390	10,700	57,021	0	-	72,186	0.072	1,826,292
29	4,874,417	75,100	0.075	208.6	1,993,400	27,511	7	456	369,903	2,139	60,259	-	22,739	410	11,110	57,021	0	-	72,543	0.073	1,898,836
30	4,875,050	63,300	0.063	199.1	2,056,700	27,511	0	456	370,188	2,132	62,391	-	22,739	390	11,500	57,021	0	-	60,778	0.061	1,959,614
31														0							
Avg.		68,557	0.069	205.1			15		2,080		2,080		11,370		371		0			65,320	
Min.		54,400	0.054	197.8			0		1,376				8,378		0		0			37,826	
Max.		94,100	0.094	211.5	2,056,700		292	456	2,917	62,391			14,362	22,739	830	11,500	0		0	91,046	1,959,614

Buckingham Park Water District
11 21 Water Plant Log revised 2.27.2020

Date	Zone 1 (High Service Pumps @ Treatment Plant)						Zone 2 (Located at Zone 1 Booster Pump Station)										Zone 3 (Located at Zone 1 Booster Pump Station)							PSI							
	Hours & Flow Rate						Hours					Flow					Hours			Flow											
	Pump 1 Read	Daily Hours	M-T-D Hours	Pump 2 Read	Daily Hours	M-T-D Hours	Pump 1 Read	Daily Hours	M-T-D Hours	Pump 2 Read	Daily Hours	M-T-D Hours	Fire Pump Read	Daily Hours	M-T-D Hours	Flow Meter Read	Daily Calculated Flow (gpm)	Daily Flow	M-T-D Flow	Pump 1 Read	Daily Hours	M-T-D Hours	Pump 2 Read		Daily Hours	M-T-D Hours	Flow Meter Read	Daily Calculated	Daily Flow	M-T-D Flow	
Last Day Last Mo	46,125			146,830			4,232.4			5,832.2			2,756.3			152,156				6,616.5			2,398.4			790,062					
1	46,158	3.3	3.3	146,852	2.2	2.2	200.6	4,232.4	-	-	5,832.2	-	-	2,756.3	-	-	-	-	7,500	6,616.7	0.2	0.2	2,398.5	0.1	0.1	790,084	122	2,200	2,200	70	
2	46,180	2.2	5.5	146,886	3.4	5.6	205.4	4,232.4	-	0.0	5,833.0	0.8	0.8	2,756.3	-	0.0	152,231	156.2	7,500	6,616.8	0.1	0.3	2,398.6	0.1	0.2	790,105	175	2,100	4,300	68	
3	46,207	2.7	8.2	146,907	2.1	7.7	208.7	4,232.4	-	0.0	5,833.0	-	0.8	2,756.3	-	0.0	152,231	-	7,500	6,616.9	0.1	0.4	2,398.7	0.1	0.3	790,125	167	2,000	6,300	74	
4	46,232	2.5	10.7	146,941	3.4	11.1	200.8	4,233.2	0.8	0.8	5,833.0	-	0.8	2,756.3	-	0.0	152,318	181.2	8,700	6,617.0	0.1	0.5	2,398.9	0.2	0.5	790,146	117	2,100	8,400	69	
5	46,255	2.3	13.0	146,964	2.3	13.4	200.7	4,233.2	-	0.8	5,833.0	-	0.8	2,756.3	-	0.0	152,318	-	16,200	6,617.1	0.1	0.6	2,399.0	0.1	0.6	790,161	125	1,500	9,900	80	
6	46,285	3.0	16.0	146,992	2.8	16.2	205.5	4,233.2	-	0.8	5,833.8	0.8	1.6	2,756.3	-	0.0	152,408	187.5	9,000	6,617.3	0.2	0.8	2,399.1	0.1	0.7	790,187	144	2,600	12,500	73	
7	46,316	3.1	19.1	147,020	2.8	19.0	210.5	4,233.2	-	0.8	5,833.8	-	1.6	2,756.3	-	0.0	152,408	-	25,200	6,617.4	0.1	0.9	2,399.2	0.1	0.8	790,207	167	2,000	14,500	71	
8	46,347	3.1	22.2	147,042	2.2	21.2	203.1	4,234.0	0.8	1.6	5,833.8	-	1.6	2,756.3	-	0.0	152,492	175.0	8,400	6,617.5	0.1	1.0	2,399.4	0.2	1.0	790,228	117	2,100	16,600	75	
9	46,369	2.2	24.4	147,068	2.6	23.8	201.0	4,234.0	-	1.6	5,833.8	-	1.6	2,756.3	-	0.0	152,492	-	33,600	6,617.6	0.1	1.1	2,399.4	0.0	1.0	790,242	233	1,400	18,000	68	
10	46,395	2.6	27.0	147,093	2.5	26.3	210.1	4,234.0	-	1.6	5,834.6	0.8	2.4	2,756.3	-	0.0	152,575	172.9	8,300	6,617.7	0.1	1.2	2,399.5	0.1	1.1	790,275	108	1,300	21,300	66	
11	46,420	2.5	29.5	147,114	2.1	28.4	197.8	4,234.0	-	1.6	5,834.6	-	2.4	2,756.3	-	0.0	152,575	-	41,900	6,617.8	0.1	1.3	2,399.6	0.1	1.2	790,297	183	2,200	23,500	68	
12	46,442	2.2	31.7	147,153	3.9	32.3	211.5	4,234.5	0.5	2.1	5,834.6	-	2.4	2,756.3	-	0.0	152,623	160.0	4,800	6,617.9	0.1	1.4	2,399.7	0.1	1.3	790,297	117	2,100	25,600	72	
13	46,465	2.3	34.0	147,175	2.2	34.5	201.5	4,234.5	-	2.1	5,834.6	-	2.4	2,756.3	-	0.0	152,623	-	46,700	6,618.0	0.1	1.5	2,399.9	0.2	1.5	790,318	117	2,100	27,700	65	
14	46,495	3.0	37.0	147,203	2.8	37.3	208.3	4,234.5	-	2.1	5,835.5	0.9	3.3	2,756.3	-	0.0	152,706	153.7	8,300	6,618.2	0.2	1.7	2,400.0	0.1	1.6	790,339	117	2,100	27,700	65	
15	46,526	3.1	40.1	147,224	2.1	39.4	201.9	4,234.5	-	2.1	5,835.5	-	3.3	2,756.3	-	0.0	152,706	-	55,000	6,618.3	0.1	1.8	2,400.1	0.1	1.7	790,363	200	2,400	30,100	68	
16	46,548	2.2	42.3	147,256	3.2	42.6	206.2	4,235.3	0.8	2.9	5,835.5	-	3.3	2,756.3	-	0.0	152,790	175.0	8,400	6,618.4	0.1	1.9	2,400.3	0.2	1.9	790,382	106	1,900	32,000	74	
17	46,582	3.4	45.7	147,270	1.4	44.0	202.4	4,235.3	-	2.9	5,835.5	-	3.3	2,756.3	-	0.0	152,790	-	63,400	6,618.5	0.1	2.0	2,400.4	0.1	2.0	790,407	208	2,500	34,500	73	
18	46,611	2.9	48.6	147,318	4.8	48.8	203.7	4,235.3	-	2.9	5,836.3	0.8	4.1	2,756.3	-	0.0	152,873	172.9	8,300	6,618.7	0.2	2.2	2,400.6	0.2	2.2	790,439	133	3,200	37,700	62	
19	46,638	2.7	51.3	147,344	2.6	51.4	205.0	4,235.3	-	2.9	5,836.3	-	4.1	2,756.3	-	0.0	152,873	-	71,700	6,618.9	0.2	2.4	2,400.8	0.2	2.4	790,469	125	3,000	40,700	71	
20	46,668	3.0	54.3	147,371	2.7	54.1	209.4	4,236.1	0.8	3.7	5,836.3	-	4.1	2,756.3	-	0.0	152,956	172.9	8,300	6,619.0	0.1	2.5	2,400.9	0.1	2.5	790,494	208	2,500	43,200	63	
21	46,699	3.1	57.4	147,394	2.3	56.4	205.6	4,236.1	-	3.7	5,836.3	-	4.1	2,756.3	-	0.0	152,956	-	80,000	6,619.2	0.2	2.7	2,401.1	0.2	2.7	790,524	125	3,000	46,200	71	
22	46,736	3.7	61.1	147,425	3.1	59.5	209.1	4,236.1	-	3.7	5,837.2	0.9	5.0	2,756.3	-	0.0	153,039	153.7	8,300	6,619.4	0.2	2.9	2,401.3	0.2	2.9	790,551	112	2,700	48,900	62	
23	46,764	2.8	63.9	147,455	3.0	62.5	201.7	4,236.1	-	3.7	5,837.2	-	5.0	2,756.3	-	0.0	153,039	-	88,300	6,619.6	0.2	3.1	2,401.4	0.1	3.0	790,584	183	3,300	52,200	80	
24	46,796	3.2	67.1	147,486	3.1	65.6	209.5	4,236.9	0.8	4.5	5,837.2	-	5.0	2,756.3	-	0.0	153,122	172.9	8,300	6,619.7	0.1	3.2	2,401.6	0.2	3.2	790,608	133	2,400	54,600	68	
25	46,827	3.1	70.2	147,515	2.9	68.5	208.3	4,236.9	-	4.5	5,837.2	-	5.0	2,756.3	-	0.0	153,122	-	96,600	6,619.9	0.2	3.4	2,401.7	0.1	3.3	790,636	156	2,800	57,400	64	
26	46,858	3.1	73.3	147,540	2.5	71.0	202.4	4,236.9	-	4.5	5,838.0	0.8	5.8	2,756.3	-	0.0	153,205	172.9	8,300	6,620.0	0.1	3.5	2,401.9	0.2	3.5	790,653	94	1,700	59,100	65	
27	46,888	3.0	76.3	147,563	2.3	73.3	210.1	4,237.7	0.8	5.3	5,838.0	-	5.8	2,756.3	-	0.0	153,290	177.1	8,500	6,620.1	0.1	3.6	2,402.0	0.1	3.6	790,672	158	1,900	61,000	74	
28	46,913	2.5	78.8	147,599	3.6	76.9	204.1	4,237.7	-	5.3	5,838.0	-	5.8	2,756.3	-	0.0	153,290	-	113,400	6,620.2	0.1	3.7	2,402.1	0.1	3.7	790,691	158	1,900	62,900	65	
29	46,951	3.8	82.6	147,621	2.2	79.1	208.6	4,237.7	-	5.3	5,838.7	0.7	6.5	2,756.3	-	0.0	153,365	178.6	7,500	6,620.3	0.1	3.8	2,402.2	0.1	3.8	790,710	158	1,900	64,800	74	
30	46,974	2.3	84.9	147,651	3.0	82.1	199.1	4,237.7	-	5.3	5,838.7	-	6.5	2,756.3	-	0.0	153,365	-	120,900	6,620.4	0.1	3.9	2,402.3	0.1	3.9	790,730	167	2,000	66,800	66	
31																															
Avg.	2.8			2.7			205.1	0.8			0.8		####			170.8	8.060			0.1			0.1			149	2,227			62	
Min	2.2			1.4			197.8	0.5			0.7		0.0			153.7	4.800			0.1			0.0			94	1,300			62	
Max	3.8	84.9		4.8	82.1	211.5		0.8	5.3		0.2	6.5	0.0	0.0		187.5	9,000	120,900		0.2	3.9		0.2	3.9	233	3,300	66,800			80	

Buckingham Park Water District
11 21 Water Plant Log revised 2.27.2020

Bulk Inventory

Sodium Hypochlorite-Pre/Secondary Disinfection

Sodium Hypochlorite-Post/Primary Disinfection

Date	Bulk Inventory			Sodium Hypochlorite-Pre/Secondary Disinfection								Sodium Hypochlorite-Post/Primary Disinfection								Zone 1 3378 West-lake Ct. CL ₂ Res.		Zone 1 8405 Palace Dr. CL ₂ Res.		Zone 2 200K Gal. Tank CL ₂ Res.		Zone 3 100K Gal. Tank CL ₂ Res.				
	Bulk CL (total gals on hand)	Daily Total Gals. Used	Total Gals Used MTD	Pre-Clarif. Res. a.m.	Pre-Disinfection Res. a.m.	Pre-Disinfection Res. p.m.	Total Gals Used Daily	Total Gals Used MTD	Pump Setting (speed & stroke)	Wkly Using Calibration Cylinder Calculate Chem. Flow Rate ml/min	gal. per hr.	Dosage mg/L	Pre CL17 Res. a.m.	Pre CL17 Res. p.m.	Post CL17 Res. a.m.	Post CL17 Res. p.m.	Daily Total Gals. Used	Total Gals Used MTD	Pump Setting (speed & stroke)	Wkly Using Calibration Cylinder Calculate Chem. Flow Rate ml/min	gal. per hr.	Dosage mg/L	Added Disinfectant (t=tab & g=gall) Y or N	Amount Added	Added Disinfectant (t=tab & g=gall) Y or N	Amount Added				
1	443	439.0	4.0	4.0	1.76	0.19	0.19	2.0	2.0	10 50	17.0	0.27	2.95	3.48	3.31	1.53	1.60	2.0	2.0	3.0	18.0	0.28	3.06	1.39	1.19	1.20		1.37		
2		435.0	4.0	8.0	1.46	0.23	0.21	2.0	4.0	10 50	17.0	0.27	3.16	3.39	3.41	1.56	1.58	2.0	2.0	3.0	18.0	0.28	3.27	1.40	1.27	1.19		1.34		
3		431.9	3.1	11.1	1.72	0.27	0.05	1.5	5.5	10 50	17.0	0.27	3.03	3.47	3.42	1.57	1.58	1.6	3.6	3.0	18.0	0.28	3.14	1.43	1.30	1.14		1.30		
4		427.6	4.3	15.4	1.07	0.14	0.10	2.1	7.6	10 50	17.0	0.27	3.04	2.91	2.35	1.57	1.59	2.2	5.8	3.0	18.0	0.28	3.15	1.53	1.31	1.19		1.44		
5		424.2	3.4	18.8	1.37	0.04	0.07	1.7	9.3	10 50	17.0	0.27	3.06	3.50	3.29	1.60	1.59	1.7	7.5	3.0	18.0	0.28	3.17	1.46	1.39	1.14		1.21		
6	416	420.3	3.9	22.7	0.73	0.02	0.05	1.8	11.1	10 50	12.0	0.18	2.06	3.40	3.72	1.62	1.62	2.1	9.6	3.0	17.0	0.27	3.09	1.57	1.37	1.12		1.47		
7		416.5	3.9	26.6	0.79	0.09	0.04	1.6	12.7	10 50	12.0	0.18	2.05	2.82	2.81	1.58	1.57	2.3	11.9	3.0	17.0	0.27	3.07	1.40	1.44	1.09		1.46		
8		413.0	3.5	30.1	1.22	0.14	0.03	1.5	14.2	10 50	12.0	0.18	2.09	2.74	3.65	1.65	1.62	2.0	13.9	3.0	17.0	0.27	3.13	1.45	1.38	1.05		1.52		
9		410.5	2.5	32.6	0.83	0.05	0.08	1.3	15.5	10 50	12.0	0.18	2.18	3.45	3.73	1.57	1.60	1.2	15.1	3.0	17.0	0.27	3.26	1.41	1.29	0.98		1.25		
10		407.0	3.5	36.1	1.40	0.12	0.06	1.6	17.1	10 50	12.0	0.18	2.05	3.82	3.45	1.58	1.59	1.9	17.0	3.0	17.0	0.27	3.07	1.50	1.37	0.96		1.37		
11		403.6	3.4	39.5	0.89	0.07	0.20	1.6	18.7	10 50	12.0	0.18	2.16	3.55	3.83	1.56	1.53	1.8	18.8	3.0	17.0	0.27	3.24	1.49	1.26	1.01		1.34		
12		399.3	4.3	43.7	0.90	0.15	0.10	2.0	20.7	10 50	12.0	0.18	2.06	3.64	3.69	1.57	1.55	2.3	21.0	3.0	17.0	0.27	3.09	1.51	1.54	0.97		1.36		
13	388	396.1	3.2	46.9	0.99	0.06	0.07	1.5	22.2	10 50	16.0	0.25	2.90	3.51	3.56	1.56	1.58	1.7	22.7	3.0	18.0	0.28	3.25	1.44	1.35	0.96		1.34		
14		392.0	4.1	51.0	0.61	0.13	0.06	2.0	24.2	10 50	16.0	0.25	2.87	3.53	3.60	1.57	1.56	2.1	24.8	3.0	18.0	0.28	3.21	1.43	1.19	0.71		1.19		
15		388.1	3.9	54.9	0.50	0.08	0.09	1.9	26.1	10 50	16.0	0.25	2.94	2.77	3.38	1.57	1.57	2.0	26.8	3.0	18.0	0.28	3.29	1.42	1.24	0.81		1.28		
16		384.4	3.7	58.6	0.69	0.04	0.10	1.7	27.8	10 50	16.0	0.25	2.99	3.59	3.39	1.50	1.51	2.0	28.8	3.0	18.0	0.28	3.35	1.40	1.30	0.87		1.41		
17		381.0	3.4	62.0	0.57	0.06	0.07	1.6	29.4	10 50	16.0	0.25	2.88	3.54	3.78	1.50	1.61	1.8	30.6	3.0	18.0	0.28	3.23	1.46	1.13	0.82		1.30		
18		375.5	5.5	67.5	0.62	0.06	0.07	2.5	31.9	10 50	16.0	0.25	2.88	3.45	3.51	1.58	1.57	3.0	33.6	3.0	18.0	0.28	3.23	1.69	1.23	0.83		1.43		
19		371.8	3.7	71.2	0.58	0.06	0.08	1.7	33.6	10 50	16.0	0.25	2.94	3.82	3.41	1.54	1.56	2.0	35.6	3.0	18.0	0.28	3.29	1.50	1.39	0.82		1.39		
20	360	368.1	3.7	74.9	0.56	0.04	0.09	1.7	35.3	10 50	15.0	0.24	2.76	3.25	3.33	1.54	1.58	2.0	37.6	3.0	18.0	0.28	3.22	1.46	1.30	0.83		1.31		
21		364.4	3.7	78.6	1.14	0.02	0.06	1.7	37.0	10 50	15.0	0.24	2.81	3.45	3.53	1.56	1.58	2.0	39.6	3.0	18.0	0.28	3.28	1.38	1.31	0.77		1.31		
22		359.6	4.8	83.4	0.61	0.10	0.07	2.1	39.1	10 50	15.0	0.24	2.86	2.95	3.33	1.67	1.66	2.7	42.3	3.0	18.0	0.28	3.34	1.41	1.42	0.79		1.38		
23		356.0	3.6	87.0	0.59	0.06	0.10	1.5	40.6	10 50	15.0	0.24	2.96	3.28	3.63	1.67	1.72	2.1	44.4	3.0	18.0	0.28	3.45	1.63	1.70	0.75		1.49		
24		351.5	4.5	91.5	0.48	0.04	0.05	1.9	42.5	10 50	15.0	0.24	2.81	3.25	3.26	1.73	1.71	2.6	47.0	3.0	18.0	0.28	3.28	1.48	1.46	0.78		1.48		
25		347.6	3.9	95.4	0.45	0.05	0.05	1.7	44.2	10 50	15.0	0.24	3.01	3.24	3.27	1.71	1.76	2.2	49.2	3.0	18.0	0.28	3.51	1.46	1.45	0.73		1.45		
26		343.8	3.8	99.2	0.45	0.06	0.07	1.6	45.8	10 50	15.0	0.24	2.87	3.54	3.15	1.75	1.74	2.2	51.4	3.0	18.0	0.28	3.34	1.74	1.68	0.77		1.44		
27	330	340.1	3.7	102.9	0.57	0.02	0.06	1.6	47.4	10 50	15.0	0.24	2.68	2.98	3.08	1.68	1.66	2.1	53.5	3.0	18.0	0.28	3.13	1.68	1.67	0.75		1.46		
28		336.4	3.7	106.6	0.16	0.05	0.02	1.6	49.0	10 50	15.0	0.24	2.62	3.09	3.03	1.56	1.55	2.1	55.6	3.0	18.0	0.28	3.05	1.58	1.48	0.70		1.35		
29		332.9	3.5	110.1	0.12	0.06	0.04	1.4	50.4	10 50	15.0	0.24	2.58	2.92	2.80	1.50	1.48	2.1	57.7	3.0	18.0	0.28	3.01	1.57	1.39	0.72		1.47		
30	318	329.8	3.1	113.2	0.77	0.09	0.11	1.3	51.7	10 50	15.0	0.24	2.69	2.66	2.51	1.42	1.36	1.8	59.5	3.0	18.0	0.28	3.14	1.36	1.36	0.73		1.36		
31		-	-	-																										
Avg.		3.77			0.82	0.09	0.08	1.72			14.9	0.23	2.70	3.30	3.34	1.59	1.59	2.05			17.8	0.28	3.21	1.49	1.37	0.91	####	1.38	####	
Min.	0	2.50			0.12	0.02	0.02	1.30			12.0	0.18	2.05	2.66	2.35	1.42	1.36	1.20			17.0	0.27	3.01	1.36	1.13	0.70	0.00	1.19	0.00	
Max.		5.50	113.20		1.76	0.27	0.21	2.50	51.70		17.0	0.27	3.16	3.82	3.83	1.75	1.76	3.00	61.50		18.0	0.28	3.51	1.74	1.70	1.20	0.00	1.52	0.00	

Buckingham Park Water District
11 21 Water Plant Log revised 2.27.2020

Date	Nethelometric Turbidity Units							CT Criteria							Coagulant Usage							Coagulant Aid Usage						
	Raw NTU (Peak) a.m.	Raw NTU (Peak) p.m.	Settled NTU (Peak) a.m.	Settled NTU (Peak) p.m.	Com-bined Filter Effluent NTU (Peak) a.m.	Com-bined Filter Effluent NTU (Peak) p.m.	Recycle Basin Effluent NTU (Peak) p.m.	Post-Clearwell Water Temp. a.m.	Raw Water pH a.m.	Finished Water pH a.m.	Raw Water Manganese mg/L	Finished Water Manganese mg/L	Raw Water Ammonia mg/L	Clear-well Low Level 9:00 am-9:00 a.m.	9800 Coag. On Hand (gallons)	Daily Total Gals. Used	Total Gals. Used MTD	Pump Setting (speed & stroke)	Flow Rate (Why Using Calib. Cyl. Determined) ml/m gal. per hr.	Dosage mg/L	9890 Coag. Aid On Hand (gallons)	Daily Total Gals. Used	Total Gals. Used MTD	Pump Setting (speed & stroke)	Flow Rate (Why Using Calib. Cyl. Determined) ml/m gal. per hr.	Dosage mg/L		
1	7.70	9.70	0.27	0.28	0.02	0.02	3.88	15	8.3	7.7				33.3	452.1	2.89	2.9	40/80	24.0 0.38	43.15	54.7	0.30	0.3	10/25	3.0 0.04	4.54		
2	6.90	7.40	0.27	0.27	0.02	0.02	4.26	14	8.1	7.7				33.5	449.0	3.08	6.0	40/80	24.0 0.38	46.21	54.4	0.32	0.6	10/25	3.0 0.04	4.86		
3	7.10	7.00	0.33	0.16	0.02	0.04	4.17	14	8.2	7.8				33.9	446.4	2.62	8.6	40/80	24.0 0.38	44.83	54.1	0.28	0.9	10/25	3.0 0.04	4.67		
4	6.70	6.70	0.21	0.21	0.02	0.02	5.06	15	8.3	7.8				33.9	443.1	3.34	11.9	40/80	24.0 0.38	44.50	53.7	0.35	1.3	10/25	3.0 0.04	4.68		
5	8.90	6.60	0.37	0.30	0.02	0.02	6.16	14	8.4	7.8				34.1	440.5	2.55	14.5	40/80	24.0 0.38	44.73	53.5	0.27	1.5	10/25	3.0 0.04	4.71		
6	8.70	7.80	0.39	0.23	0.02	0.02	4.47	13	8.4	7.8	0.16	0.05	0.08	34.1	438.0	437.3	3.23	17.7	40/80	24.0 0.38	45.20	55.0	53.1	0.34	1.9	10/25	3.0 0.04	4.76
7	7.70	7.70	0.26	0.28	0.02	0.02	4.42	13	8.5	7.8				32.8	433.9	3.34	21.1	40/80	24.0 0.38	44.91	52.8	0.35	2.2	10/25	3.0 0.04	4.73		
8	9.40	8.70	0.39	0.41	0.03	0.04	5.23	12	8.6	7.7				32.6	431.0	2.96	24.0	40/80	24.0 0.38	45.87	52.5	0.31	2.5	10/25	3.0 0.04	4.83		
9	9.20	7.40	0.44	0.33	0.03	0.02	4.86	12	8.4	7.8				32.6	428.6	2.43	26.4	40/80	24.0 0.38	47.76	52.2	0.26	2.8	10/25	3.0 0.04	5.03		
10	6.70	11.30	0.29	0.27	0.02	0.04	4.34	12	8.3	7.8				33.9	425.7	2.85	29.3	40/80	24.0 0.38	44.91	51.9	0.30	3.1	10/25	3.0 0.04	4.73		
11	7.50	8.90	0.28	0.22	0.02	0.02	3.98	12	8.3	7.8				33.5	423.0	2.66	32.0	40/80	24.0 0.38	47.37	51.6	0.28	3.4	10/25	3.0 0.04	4.99		
12	9.30	8.10	0.32	0.32	0.02	0.02	4.41	13	8.5	7.8				32.8	419.4	3.65	35.6	40/80	24.0 0.38	45.25	51.3	0.38	3.7	10/25	3.0 0.04	4.76		
13	8.70	8.70	0.37	0.22	0.02	0.02	4.24	13	8.7	7.8	0.13	0.03	0.05	34.1	418	416.8	2.55	38.2	40/80	24.0 0.38	45.84	51	51.0	0.27	4.0	10/25	3.0 0.04	4.83
14	8.50	8.20	0.41	0.29	0.02	0.02	4.24	13	8.1	7.8				33.2	413.7	3.12	41.3	40/80	24.0 0.38	45.36	50.7	0.33	4.3	10/25	3.0 0.04	4.77		
15	6.60	7.30	0.21	0.20	0.02	0.02	4.84	13	8.2	7.7				33.4	410.7	3.08	44.3	40/80	24.0 0.38	46.42	50.3	0.32	4.7	10/25	3.0 0.04	4.89		
16	5.40	4.80	0.21	0.30	0.20	0.02	4.85	14	8.0	7.8				33.4	407.7	2.96	47.3	40/80	24.0 0.38	47.28	50.0	0.31	5.0	10/25	3.0 0.04	4.98		
17	6.60	7.60	0.37	0.38	0.02	0.02	4.95	13	8.3	7.8				33.5	405.1	2.62	49.9	40/80	24.0 0.38	45.57	49.7	0.28	5.3	10/25	3.0 0.04	4.80		
18	6.70	6.60	0.34	0.57	0.02	0.01	4.14	13	8.2	7.6				33.2	400.6	4.45	54.4	40/80	24.0 0.38	45.55	49.3	0.47	5.7	10/25	3.0 0.04	4.79		
19	7.20	7.00	0.32	0.53	0.01	0.01	3.50	13	8.0	7.6				33.6	397.8	2.85	57.2	40/80	24.0 0.38	46.49	49.0	0.30	6.0	10/25	3.0 0.04	4.89		
20	6.50	6.50	0.32	0.45	0.02	0.01	3.13	12	7.9	7.6	0.15	0.04	0.15	33.1	394	394.5	3.31	60.5	40/80	24.0 0.38	45.38	51	48.6	0.35	6.4	10/25	3.0 0.04	4.78
21	7.00	7.20	0.90	0.35	0.02	0.02	2.92	12	7.9	7.6				33.9	391.4	3.08	63.6	40/80	24.0 0.38	46.26	48.3	0.32	6.7	10/25	3.0 0.04	4.87		
22	6.40	7.20	0.37	0.42	0.01	0.01	2.79	11	8.0	7.6				33.0	387.4	3.95	67.6	40/80	24.0 0.38	47.09	47.9	0.42	7.1	10/25	3.0 0.04	4.96		
23	6.60	6.70	0.64	0.44	0.03	0.02	2.70	12	7.9	7.6				32.0	384.2	3.23	70.8	40/80	24.0 0.38	48.71	47.5	0.34	7.5	10/25	3.0 0.04	5.13		
24	6.70	7.70	0.70	0.55	0.01	0.01	3.14	11	7.9	7.6				33.1	380.4	3.80	74.6	40/80	24.0 0.38	46.34	47.1	0.40	7.9	10/25	3.0 0.04	4.88		
25	7.80	7.20	0.71	0.31	0.03	0.02	4.66	11	8.0	7.6				34.1	377.0	3.38	78.0	40/80	24.0 0.38	49.51	46.8	0.36	8.2	10/25	3.0 0.04	5.21		
26	6.20	7.20	0.64	0.34	0.01	0.02	2.03	11	8.0	7.6				33.0	373.5	3.50	81.5	40/80	24.0 0.38	47.19	46.4	0.37	8.6	10/25	3.0 0.04	4.97		
27	5.70	6.30	0.46	0.30	0.02	0.02	2.09	11	7.9	7.6	0.14	0.04	0.17	33.9	370	370.3	3.27	84.7	40/80	24.0 0.38	44.21	47	46.1	0.34	8.9	10/25	3.0 0.04	4.65
28	10.10	15.50	0.35	0.41	0.02	0.02	3.99	12	7.8	7.6				34.0	367.1	3.19	87.9	40/80	24.0 0.38	43.09	45.7	0.34	9.3	10/25	3.0 0.04	4.54		
29	6.80	6.60	0.47	0.32	0.03	0.03	1.82	12	8.0	7.5				33.8	363.9	3.15	91.1	40/80	24.0 0.38	42.45	45.4	0.33	9.6	10/25	3.0 0.04	4.47		
30	4.90	4.90	0.55	0.52	0.02	0.02	1.33	12	8.1	7.6				33.9	361	361.3	2.62	93.7	40/80	24.0 0.38	44.27	47	45.1	0.28	9.9	10/25	3.0 0.04	4.66
31																												
Avg.	7.34	7.68	0.40	0.34	0.03	0.02	3.89	13	8.2	7.7	0.1	0.0		33.4		3.12			24.0 0.38	45.71		0.33				3.0 0.04	4.81	
Min	4.90	4.80	0.21	0.16	0.01	0.01	1.33	11	7.8	7.5	0.1	0.0		32.0		2.43			24.0 0.38	42.45		0.26				3.0 0.04	4.47	
Max	10.10	15.50	0.90	0.67	0.20	0.04	6.16	15	8.7	7.8	0.2	0.1		34.1		4.45	93.71		24.0 0.38	49.51		0.47	9.86			3.0 0.04	5.21	

Buckingham Park Water District

11 21 Water Plant Log revised 2.27.2020

Date	1				2				3				4				5			
	Hyd. #	Begin Read	End Read	Flow (cf)	Hyd. #	Begin Read	End Read	Flow (cf)	Hyd. #	Begin Read	End Read	Flow (cf)	Hyd. #	Begin Read	End Read	Flow (cf)	Hyd. #	Begin Read	End Read	Flow (cf)
1				0				0				0				0				0
2				0				0				0				0				0
3				0				0				0				0				0
4				0				0				0				0				0
5				0				0				0				0				0
6				0				0				0				0				0
7				0				0				0				0				0
8				0				0				0				0				0
9				0				0				0				0				0
10				0				0				0				0				0
11	15	358540	359490	950	16	359490	359590	100	22	359590	360210	620	24	360210	360360	150	27	360360	360460	100
12				0				0				0				0				0
13				0				0				0				0				0
14				0				0				0				0				0
15				0				0				0				0				0
16				0				0				0				0				0
17	57	360460	361360	900	63	361360	361580	220				0				0				0
18				0				0				0				0				0
19				0				0				0				0				0
20				0				0				0				0				0
21				0				0				0				0				0
22				0				0				0				0				0
23				0				0				0				0				0
24				0				0				0				0				0
25				0				0				0				0				0
26				0				0				0				0				0
27				0				0				0				0				0
28				0				0				0				0				0
29				0				0				0				0				0
30				0				0				0				0				0
31				0				0				0				0				0
				1850				320				620				150				100

Buckingham Park Water District

11 21 Water Plant Log revised 2.27.2020

Date	6				7				8				9				10			
	Hyd. #	Begin Read	End Read	Flow (cf)	Hyd. #	Begin Read	End Read	Flow (cf)	Hyd. #	Begin Read	End Read	Flow (cf)	Hyd. #	Begin Read	End Read	Flow (cf)	Hyd. #	Begin Read	End Read	Flow (cf)
1				0				0				0				0				0
2				0				0				0				0				0
3				0				0				0				0				0
4				0				0				0				0				0
5				0				0				0				0				0
6				0				0				0				0				0
7				0				0				0				0				0
8				0				0				0				0				0
9				0				0				0				0				0
10				0				0				0				0				0
11				0				0				0				0				0
12				0				0				0				0				0
13				0				0				0				0				0
14				0				0				0				0				0
15				0				0				0				0				0
16				0				0				0				0				0
17				0				0				0				0				0
18				0				0				0				0				0
19				0				0				0				0				0
20				0				0				0				0				0
21				0				0				0				0				0
22				0				0				0				0				0
23				0				0				0				0				0
24				0				0				0				0				0
25				0				0				0				0				0
26				0				0				0				0				0
27				0				0				0				0				0
28				0				0				0				0				0
29				0				0				0				0				0
30				0				0				0				0				0
31				0				0				0				0				0
				0				0				0				0				0

Buckingham Park Water District

11 21 Water Plant Log revised 2.27.2020

Date	11				12				13				14				15				Total Daily Hydrant Flow (gals)	Total MTD Hydrant Flow (gals)				
	Hyd. #	Begin Read	End Read	Flow (cf)	Hyd. #	Begin Read	End Read	Flow (cf)	Hyd. #	Begin Read	End Read	Flow (cf)	Hyd. #	Begin Read	End Read	Flow (cf)	Hyd. #	Begin Read	End Read	Flow (cf)						
1				0				0				0				0				0	0	0				
2				0				0				0				0				0	0	0				
3				0				0				0				0				0	0	0				
4				0				0				0				0				0	0	0				
5				0				0				0				0				0	0	0				
6				0				0				0				0				0	0	0				
7				0				0				0				0				0	0	0				
8				0				0				0				0				0	0	0				
9				0				0				0				0				0	0	0				
10				0				0				0				0				0	0	0				
11				0				0				0				0				0	14,362	14,362				
12				0				0				0				0				0	0	14,362				
13				0				0				0				0				0	0	14,362				
14				0				0				0				0				0	0	14,362				
15				0				0				0				0				0	0	14,362				
16				0				0				0				0				0	0	14,362				
17				0				0				0				0				0	8,378	22,739				
18				0				0				0				0				0	0	22,739				
19				0				0				0				0				0	0	22,739				
20				0				0				0				0				0	0	22,739				
21				0				0				0				0				0	0	22,739				
22				0				0				0				0				0	0	22,739				
23				0				0				0				0				0	0	22,739				
24				0				0				0				0				0	0	22,739				
25				0				0				0				0				0	0	22,739				
26				0				0				0				0				0	0	22,739				
27				0				0				0				0				0	0	22,739				
28				0				0				0				0				0	0	22,739				
29				0				0				0				0				0	0	22,739				
30				0				0				0				0				0	0	22,739				
31				0				0				0				0				0	0	22,739				
				0				0				0				0				0				0	22,739	22,739

BUCKINGHAM PARK WATER DISTRICT

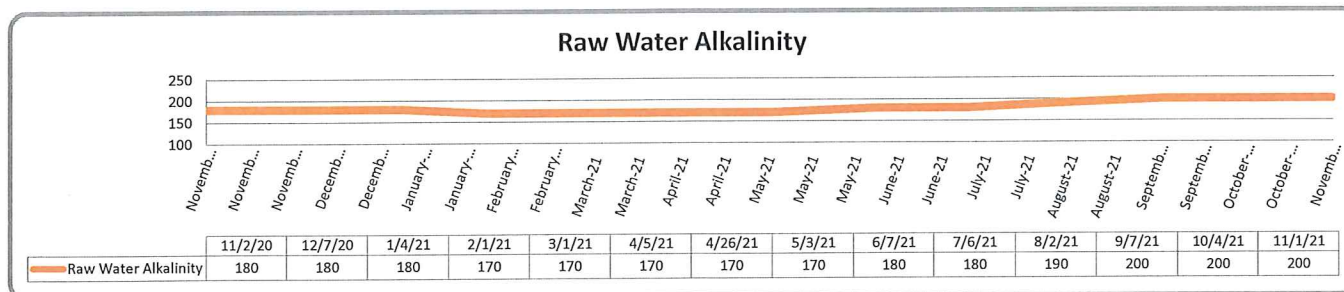
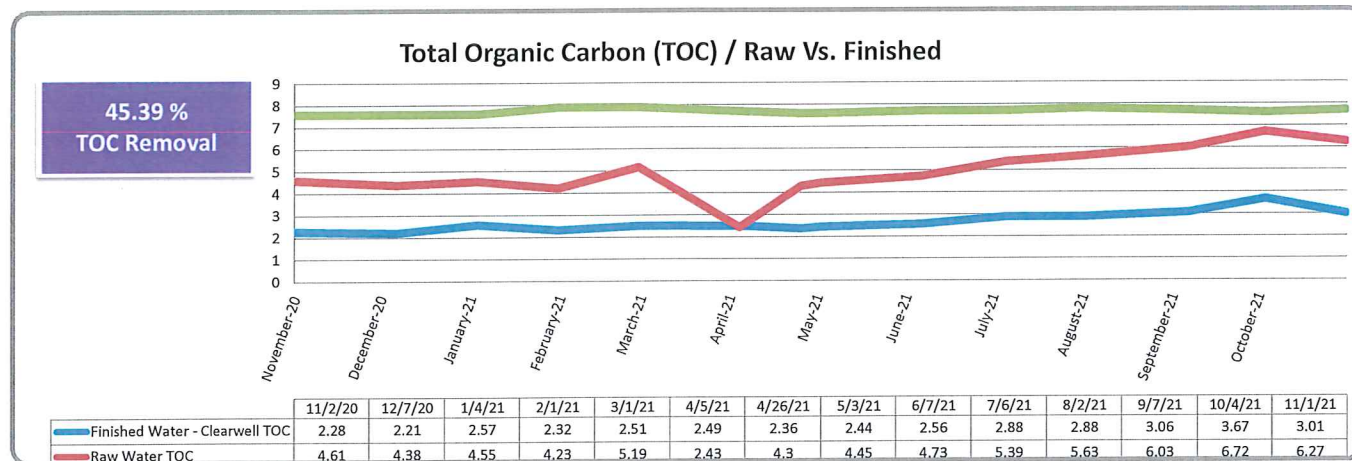
Bacterial Testing Results

	6/28/21	7/12/21	7/26/21	8/9/21	8/23/21	9/7/21	9/20/21	10/4/21	10/18/21	11/1/21	11/15/21	11/29/21
2570 Westlake Dr.												
Total Coliforms	Absent			Absent			Absent			Absent		
E.Coli	Absent			Absent			Absent			Absent		
2295 Westlake Drive												
Total Coliforms			Absent			Absent			Absent			Absent
E.Coli			Absent			Absent			Absent			Absent
3378 Westlake Court												
Total Coliforms		Absent			Absent			Absent			Absent	
E.Coli		Absent			Absent			Absent			Absent	
Raw Water Intake												
Total Coliforms	1299.7		1986.3		>2419.6		>2419.6		1203.3		>2419.6	
E.Coli	ND		ND		ND		1		13.2		1	
MPN/ 100 mg/L												
ND=Non Detected												
Special Testing Site												
Total Coliforms												
E.Coli												
MPN/ 100MG/L												

LT2 sampling every 2 weeks beginning 10/2017

BUCKINGHAM PARK WATER DISTRICT TOTAL ORGANIC CARBON (TOC) & ALKALINITY RESULTS	11/2/20	12/7/20	1/4/21	2/1/21	3/1/21	4/5/21	4/26/21	5/3/21	6/7/21	7/6/21	8/2/21	9/7/21	10/4/21	11/1/21
Raw Water TOC Total Organic Carbon (TOC) <i>(Detection Level Required: 0.30mg/L)</i>	4.61	4.38	4.55	4.23	5.19	2.43	4.3	4.45	4.73	5.39	5.63	6.03	6.72	6.27
Raw Water Alkalinity	180	180	180	170	170	170	170	170	180	180	190	200	200	200
Finished Water PH	7.6	7.6	7.6	7.9	7.9	7.7	7.6	7.6	7.7	7.7	7.8	7.7	7.6	7.7
Finished Water - Clearwell TOC Total Organic Carbon (TOC) <i>(Detection Level Required: 0.30mg/L)</i>	2.28	2.21	2.57	2.32	2.51	2.49	2.36	2.44	2.56	2.88	2.88	3.06	3.67	3.01
% of TOC Removal	50.54%	49.54%	43.52%	45.15%	51.64%	-2.47%	45.12%	45.17%	45.88%	46.57%	48.85%	49.25%	45.39%	51.99%

Retested



BUCKINGHAM PARK WATER DISTRICT
Water Analysis Overview

BUCKINGHAM PARK WATER DISTRICT
SEASONAL VOLUNTARY CYANOTOXIN SAMPLE RESULTS

7/22/21 7/29/21 8/6/21 8/12/21 8/19/21 8/26/21 9/2/21 9/9/21 9/16/21 9/23/21 9/30/21 10/7/21 10/14/21 10/22/21 10/29/21 11/18/21

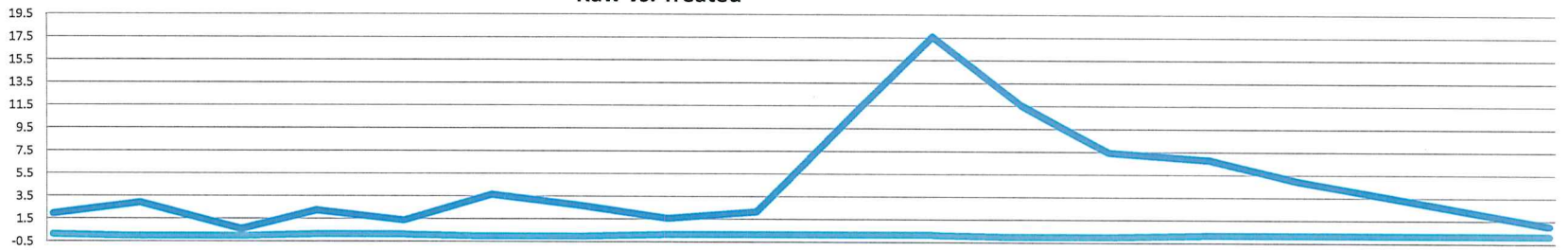
DRINKING WATER

Raw Water Intake - Cyanotoxin (ug/L)	1.96	2.94	0.6	2.27	1.39	3.67	2.72	1.59	2.15	10	17.57	11.6	7.46	6.82	4.96	1.05
Finished Water	less than	ND	ND	less than	less than	ND	ND	less than	less than	less than	less than	ND	ND	less than	less than	less than
Finished Water - Cyanotoxin (ug/L)	0.15	0	0	0.15	0.15	0	0	0.15	0.15	0.15	0.15	0	0	0.15	0.15	0.15
% of Removal	More than	92%	100%	More than	More than	93%	89%	100%	100%	More than	More than	More than	More than	More than	More than	More than
E.P.A. Drinking Water Public Health Goals (not regulatory - serve as technical guidance)	92%	100%	100%	93%	89%	100%	100%	91%	93%	99%	99%	100%	100%	98%	97%	86%

Children 6 years old and under:
Microcystin: at or below 0.3 ug/L
Cylendropermopsin at or below 0.7 ug/L

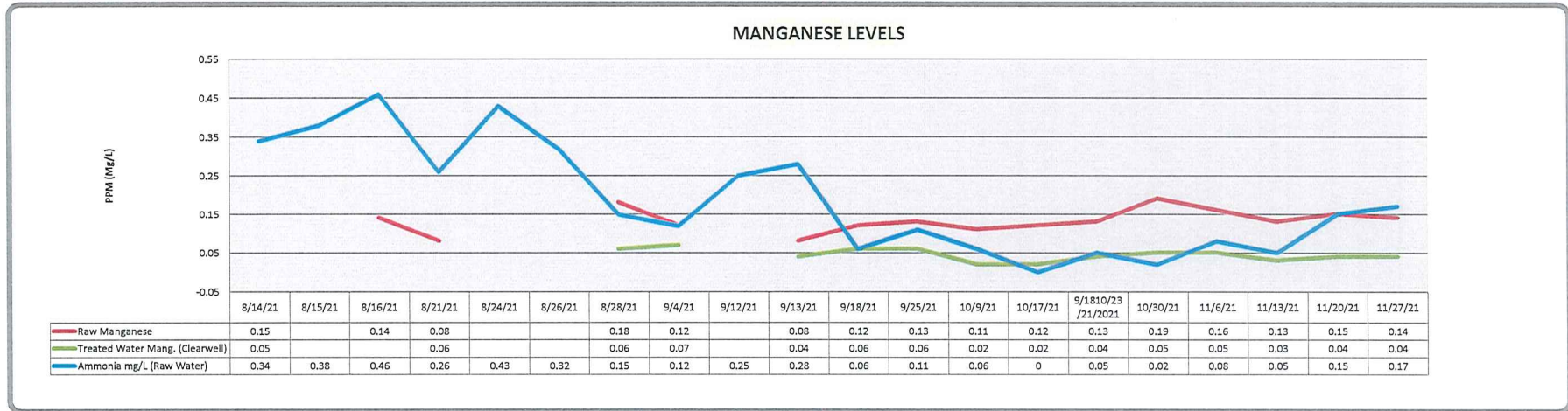
Children 6 years old through Adult:
Microcystin: at or below 1.6 ug/L
Cylendropermopsin at or below 3 ug/L

SEASONAL VOLUNTARY CYANOTOXIN SAMPLE RESULTS
Raw vs. Treated



Finished Water - Cyanotoxin (ug/L)	7/22/21	7/29/21	8/6/21	8/12/21	8/19/21	8/26/21	9/2/21	9/9/21	9/16/21	9/23/21	9/30/21	10/7/21	10/14/21	10/22/21	10/29/21	11/18/21
Raw Water Intake - Cyanotoxin (ug/L)	0.15	0	0	0.15	0.15	0	0	0.15	0.15	0.15	0.15	0	0	0.15	0.15	0.15
	1.96	2.94	0.6	2.27	1.39	3.67	2.72	1.59	2.15	10	17.57	11.6	7.46	6.82	4.96	1.05

BUCKINGHAM PARK WATER DISTRICT MANGANESE EVALUATION RESULTS	8/14/21	8/15/21	8/16/21	8/21/21	8/24/21	8/26/21	8/28/21	9/4/21	9/12/21	9/13/21	9/18/21	9/25/21	10/9/21	10/17/21	10/30/21	11/6/21	11/13/21	11/20/21	11/27/21	
MANGANESE MCL .5 mg/L (micrograms)																				
Raw Water Mang. After PreCl2/Before Filter After Multimedia Filter	0.15		0.14	0.08			0.18	0.12		0.08	0.12	0.13	0.11	0.12	0.13	0.19	0.16	0.13	0.15	0.14
Treated Water Mang. (Clearwell) After GAC	0.05			0.06			0.06	0.07		0.04	0.06	0.06	0.02	0.02	0.04	0.05	0.05	0.03	0.04	0.04
Westlake Drive Customer Zone 2 Tank																				
Ammonia mg/L (Raw Water)	0.34	0.38	0.46	0.26	0.43	0.32	0.15	0.12	0.25	0.28	0.06	0.11	0.06	0	0.05	0.02	0.08	0.05	0.15	0.17
NTU LEVELS																				
Raw Water NTU	5	4.2	7.5	5.3	4.2	4.7	3.5	6.3	2.6	2.3	9.3	7.7	12.4	17.2	13.1	13.3	8.7	8.7	6.5	6.3
Clarifier NTU	0.93	0.66	0.49	1.29	0.67	0.75	0.5	1.19	0.46	0.38	1.98	1.36	2.49	1.11	1.04	0.36	0.39	0.31	0.45	0.46
Water Plant Effluent NTU	0.03	0.03	0.03	0.04	0.02	0.03	0.02	0.04	0.03	0.03	0.03	0.02	0.04	0.03	0.03	0.02	0.02	0.02	0.02	0.02



January - December 2021

	Residential			Commercial			Landscape / Irrigation			Total Cf. Usage	Total Gal. Usage	Total Customer
	Cubic Ft	Gallons	# Cust. Billed	Cubic Ft	Gallons	# Cust. Billed	Cubic Ft	Gallons	# Cust. Billed			
January	260,586	1,949,183	448	2,103	15,730	6	0	0	0	262,689	1,964,914	454
February	166,952	1,248,801	450	1,969	14,728	6	0	0	0	168,921	1,263,529	456
March	243,044	1,817,969	450	3,173	23,734	6	0	0	0	246,217	1,841,703	456
April	280,100	2,095,148	448	5,064	37,879	6	0	0	0	285,164	2,133,027	454
May	414,919	3,103,594	450	6,655	49,779	6	0	0	0	421,574	3,153,374	456
June	553,992	4,143,860	448	12,067	90,261	6	0	0	0	566,059	4,234,121	454
July	530,791	3,970,317	448	6,984	52,240	6	0	0	0	537,775	4,022,557	454
August	494,977	3,702,428	449	23,177	173,364	6	0	0	0	518,154	3,875,792	455
September	556,998	4,166,345	451	13,248	99,095	6	0	0	0	570,246	4,265,440	457
October	318,463	2,382,103	450	4,902	36,667	6	0	0	0	323,365	2,418,770	456
November	209,370	1,566,088	449	1,643	12,290	6	0	0	0	211,013	1,578,377	455
December										0	0	
2019 YTD Totals	4,030,192	30,145,836	Average 449	80,985	605,768	Average 6	0	0	Average 0	4,111,177	30,751,604	Average 455

	Tier 1 (cf)	Tier 2 (cf)	Tier 3 (cf)	Total (Cf.)
January	145,958	6,441	110,290	262,689
February	141,492	5,755	21,674	168,921
March	185,759	13,071	47,387	246,217
April	212,869	21,030	51,265	285,164
May	239,332	34,223	148,019	421,574
June	289,397	49,118	227,544	566,059
July	277,409	47,397	212,969	537,775
August	258,060	42,022	218,072	518,154
September	281,252	48,542	240,452	570,246
October	199,095	24,596	99,674	323,365
November	156,736	9,582	44,695	211,013
December				0
YTD Total	2,387,359	301,777	1,422,041	4,111,177
% of Total Usage	58.07%	7.34%	34.59%	100%

Top 10 Users	
Acct#	Cf
HIGH USERS	
6901	12574
4202	10357
6601	7542
2202	6675
9002	4377
0501	3354
7901	2926
3701	2922
7401	2915
1202	2900
<hr/> 56,542 cubic feet 422,934 gallons 26.80% of total usage	
LEAKS	
<hr/> 0 cubic feet 0 gallons 0.00% of total usage	
<hr/> 56,542 Total Top 10 CF 422,934 Total Top 10 Gal 26.80%	
Top 10 Total % of Usage	

Total Average (gal.) Usage Per Person Per Day:

	(Highest Months)		
	JUNE '19	AUGUST '20	2 yr. Ave.
Average person per connection:	3.3	3.3	3.3
Total Gallons:	5,133,818	5,557,230	5,345,524
Days in Month :	30	31	30.5
Active Connections:	457	457	457
Total Average Usage in Gallons Per Person/Day:	113	119	116

Current Water Storage Availability

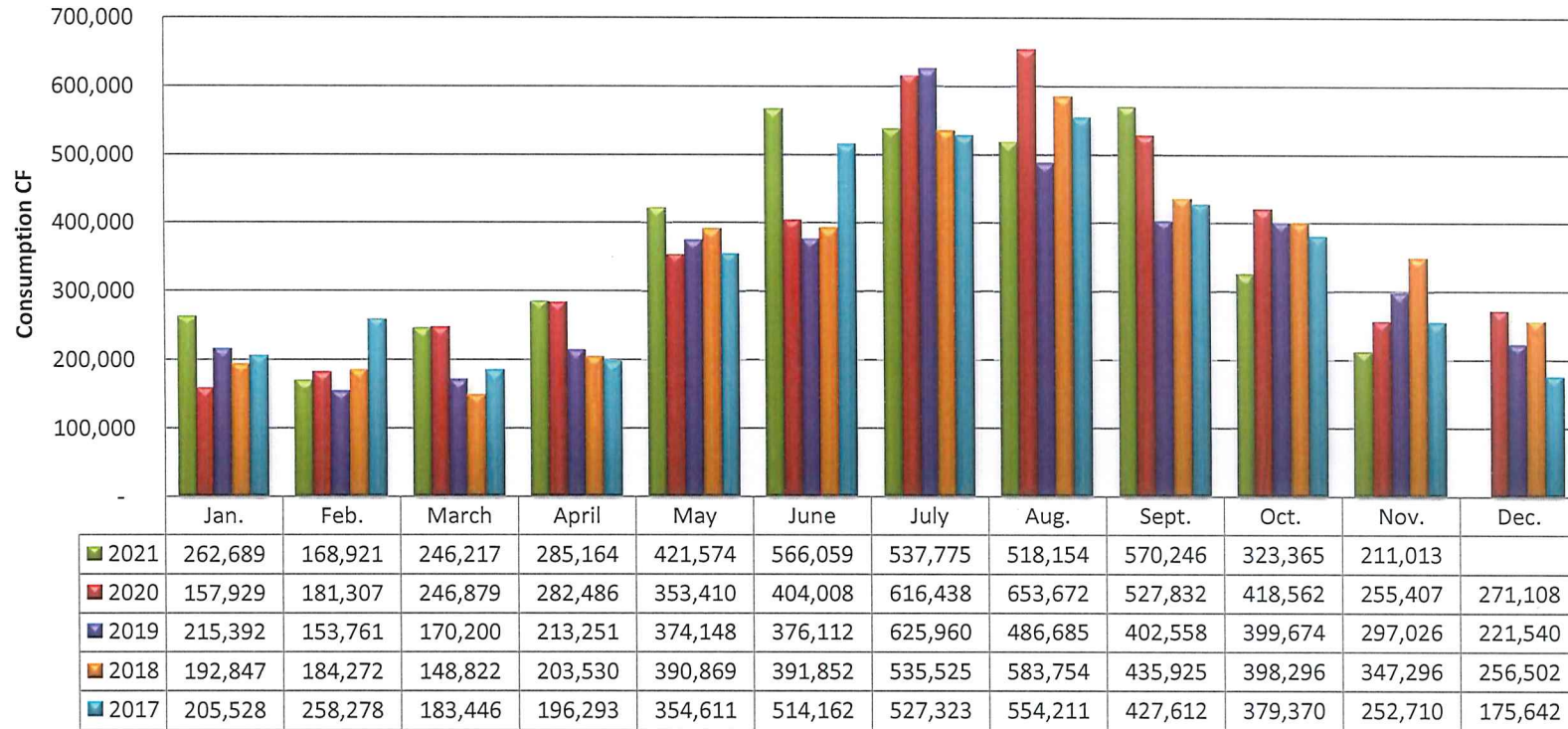
Plant Available storage	170,000 gal
Zone 1	100,000 gal
Zone 2	200,000 gal
Total Storage Avail.	470,000 gal

Avail. Storage / Month

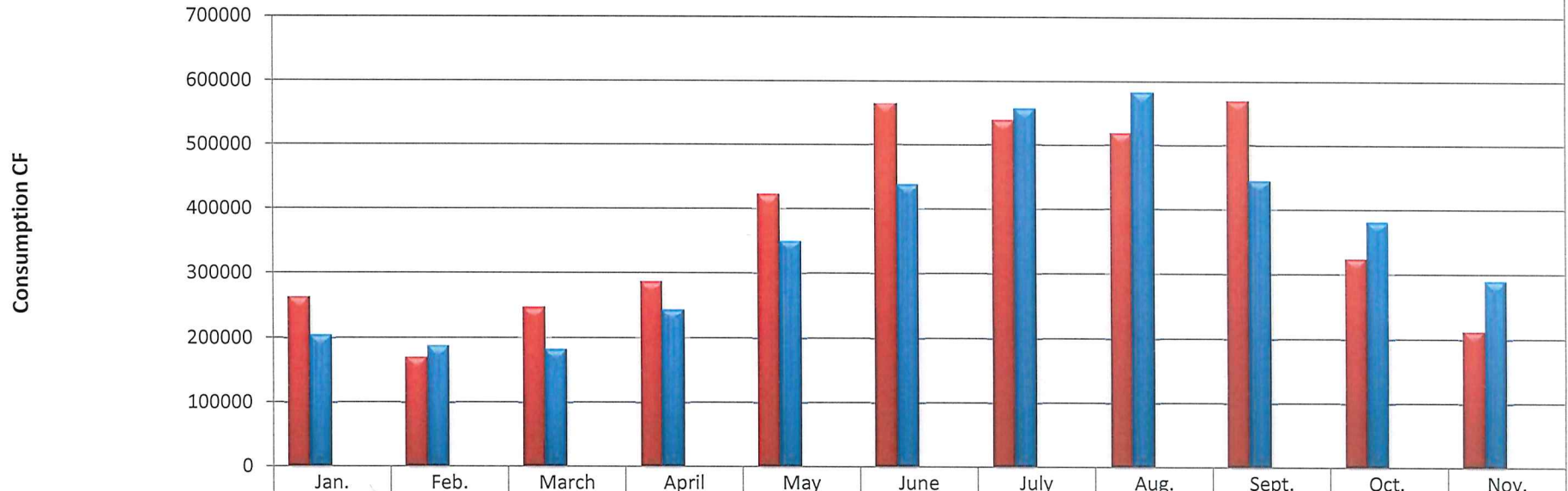
	JUNE '19	AUGUST '20	Average
Total Average Usage per Day	171,127	179,265	175,196
Days of Avail. Storage	2.75	2.62	2.68

(Based on current usage)

5 Year Consumption History

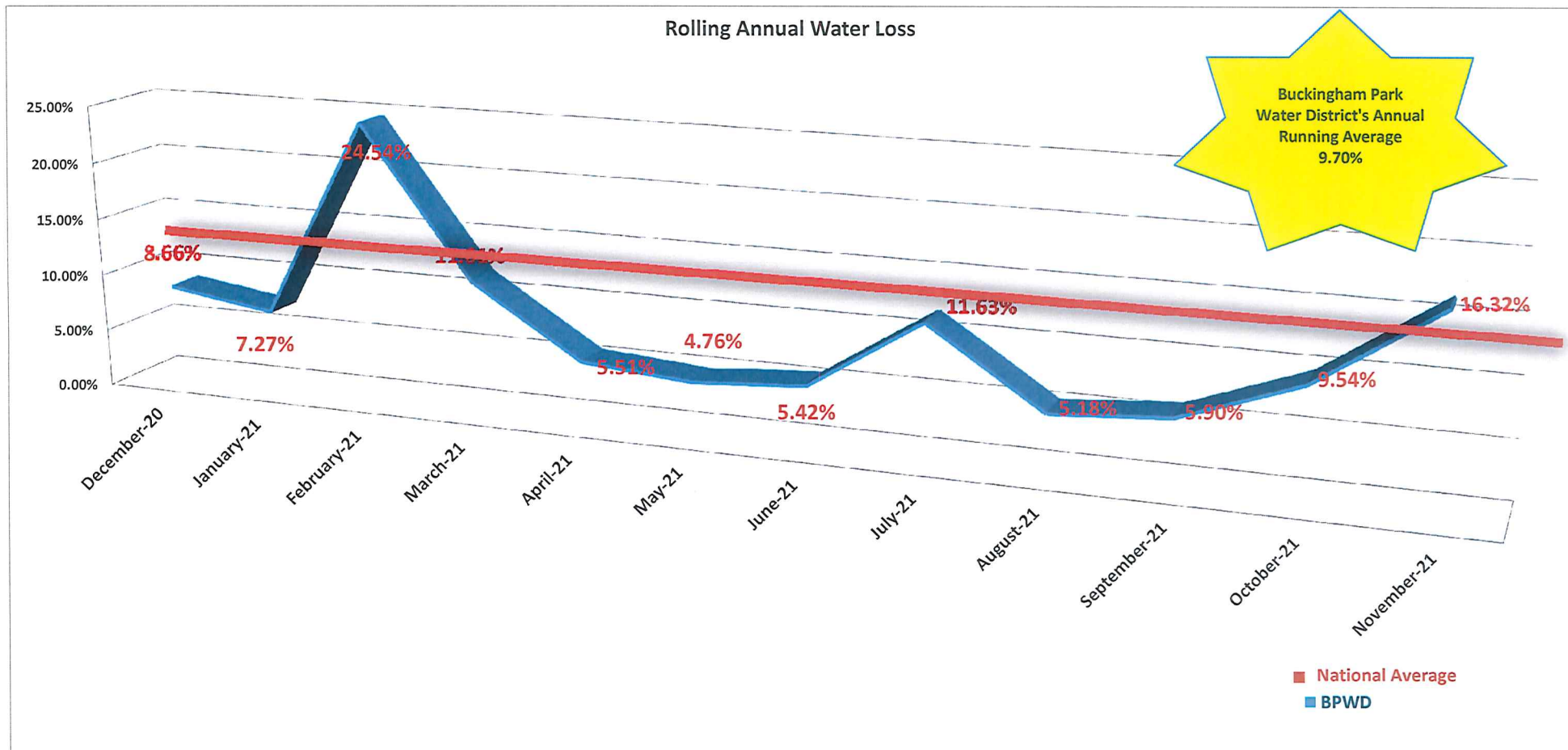


Current Usage Year To Date vs. 5 Year Average



	Jan.	Feb.	March	April	May	June	July	Aug.	Sept.	Oct.	Nov.
■ Current Usage	262,689	168,921	246,217	285,164	421,574	566,059	537,775	518,154	570,246	323,365	211,013
■ Average Previous 5 Yr Usage	203,458	186,711	180,975	242,613	349,008	437,065	556,914	581,960	444,063	380,352	288,399
■ % of 5YR Ave for mo (+/-)	29.11%	-9.53%	36.05%	17.54%	20.79%	29.51%	-3.44%	-10.96%	28.42%	-14.98%	-26.83%
■ % of Prev Mo. (+/-)	-3.11%	-35.70%	45.76%	15.82%	47.84%	34.27%	-5.00%	-3.65%	10.05%	-43.29%	-34.74%

Current YTD Usage:
4,411,177 cf
Vs.
5yr. Rolling Average: 3,851,517 Increased
By 6.74 %



Known Distribution Leaks (Gal)	Production Meter / Gal. matched to meter read dates		Net Production (Gal.) (Prev+Current)	Distribution/Sold (Convert Cf to Gal)	Total Unaccountable Water Loss		
	Prev. MTD	Current MTD			Difference (Gal.)	% +/-	
8,640	11/25/20-11/30/20 360,503	12/1/2020 - 12/31/20 1,869,037	2,229,540	2,027,888	193,012	8.66%	Service line leak at 3306 Southlake Dr. Aprox. 2 gal/min- 2880 gal/day
		1/1/2020 - 1/28/2020 2,118,973	2,118,973	1,964,914	154,059	7.27%	
	1/29/21 - 1/31/21 161,630	2/1/21 - 2/24/21 1,512,831	1,674,461	1,263,529	410,932	24.54%	2/3/21 Main line leak at 2705 Westlake dr. un known quanty. Repaired 2-17-21
	2/25/2021 - 2/28/2021 259,287	3/1/2021 - 3/31/2021 1,824,252	2,083,539	1,841,703	241,836	11.61%	
	-	4/1/2021- 4/29/2021 2,257,430	2,257,430	2,133,027	124,403	5.51%	
	4/30/2021 200,756	5/1/2021-5/27/2021 3,110,134	3,310,890	3,153,374	157,516	4.76%	
	5/27/2021 - 5/31/21 753,549	6/1/21 - 6/30/21 3,723,286	4,476,835	4,234,121	242,714	5.42%	
408,240		7/1/21 - 7/29/21 5,596,710	5,596,710	4,537,461	651,009	11.63%	Leak at 2620 fixed on 7/27/21 Aprox. 10.5 GPM = 15,120 GPD. Leak at 2850 (H.O.A.) Aprox. 11 GPM = 15,840 GPD unknown time
	7/30/21 - 7/31/21 294,155	8/1/21 - 8/26/21 3,793,516	4,087,671	3,875,792	211,879	5.18%	
	8/27/2021-8/31/2021 713,848	9/1/2021-10/1/2020 3,819,055	4,532,903	4,265,440	267,463	5.90%	
		10/1/21-10/28/21 2,932,611	2,932,611	2,652,844	279,767	9.54%	
228,925	10/29/21-10/31/21 200,270	11/1/21 - 11/30/21 1,959,614	2,159,884	1,578,377	352,582	16.32%	leak 2361 Eastlake Dr. On customer side of meter with a broken meter. Waiting on brass elbows to fix two leaks in distribution system

Average Annual Loss 9.70%

Buckingham Park Water District
 Internal Controls Verification Checklist
 Month Ending: Nov. 2021

Control Factors	Responsibility Designation			Report to Board of Directors Required (Y/N)
	O.M. (Office Mgr)	C.O. (Compliance Officer)	G.M. (General Mgr.)	
Adjusting Journal Entries:				
OM to provide supporting documentation & journal entry to CO	X	X		N
All journal entries have been entered, printed and include support documentation	X	X		N
Monthly verification Successful. General Manager Approval Received?		X	X	N
Monthly verification not successful? Report to the Board.		X	X	N
Quarterly Audit of journal entries		X		N
Payroll:				
Time card calculations and entries performed	X			N
Payroll is not submitted and approved by the same individual writing the check			X	N
Provide General Manager w/ payroll checks, ACH direct deposit report & related timecards	X			N
Verification Successful? General Manager Approval received-Initial timecard and check stub.			X	N
Paychecks signed by Director if approved by General Manager	X			N
Provide paycheck and/or stub to employee in sealed envelope no later than 3pm on payday.	X			N
Payroll Tax Payments and Reports:				
EDD Tax payments made bi-weekly	X			N
941 Tax payments made bi-weekly	X			N
Monthly verification of payroll tax payments.		X		N
Late tax payments or penalties reported to Board of Directors w/ explanation & remedy.		X	X	N
Payroll tax reports prepared and submitted quarterly.		X		N
Accounts Receivable:				
Receive, verify and apply all customer payments upon receipt	X			N
Verify payments received balance to bank deposit being made.	X			N
Check deposits are made at a minimum of once per week	X			N
Cash payments: verified in front of customer, entered into billing program	X			N
Cash deposit: individual deposit @ each customer payment, note acct# & name on carbon	X			N
Cash deposit double verified by GM w/ initials and placed in lock box	X		X	N
Cash deposits taken to bank weekly, monthly at latest			X	N
Verification of cash payments: receipt log book, bank deposit and billing program. Initial log book.		X	X	N
Unsuccessful verification is reported to Board of Directors w/ explanation & remedy.		X	X	N

**Buckingham Park Water District
Internal Controls Verification Checklist
Month Ending: Nov. 2021**

Control Factors	Responsibility Designation			Report to Board of Directors Required (Y/N)
	O.M. (Office Mgr)	C.O. (Compliance Officer)	G.M. (General Mgr.)	
Reconciliations:				
Accounts Receivable:				
Provide CO w/ Payment Detail report from CORE billing program	X			N
Provide CO w/ Utility Billing Receivable Quick Report from Quickbooks	X			N
Reconcile Payment Detail Report to Utility Billing Receivable Report & bank		X		N
Report Accounts Receivable discrepancies to the General Manager		X		N
Reconcile Customer Cash Payment Receivable Log with Cash Receipt Book and bank		X		N
Correct AR discrepancies and resubmit to the CO	X			N
Unsuccessful verification is reported to Board of Directors w/ explanation & remedy.			X	N
Bank Account:				
Ensure all monthly entries are entered into the accounting system	X			N
Forward bank statements to the CO by the 10th of the month	X			N
Reconcile bank accounts (checking, line of credit and investment accounts)		X		N
Report discrepancies to the General Manager		X		N
Unsuccessful verification is reported to Board of Directors w/ explanation & remedy.			X	N
Petty Cash:				
Petty Cash:				
Petty Cash balance does not exceed \$200	X			N
Petty Cash is secure, locked and accounted for	X			N
Maintain a log of all petty cash transactions and attach all related receipts	X			N
Petty cash entries shall be entered into the accounting program	X			N
Provide the CO with the month's petty cash log and receipts	X			N
Double verification of petty cash. Count petty cash.	X		X	N
Reconcile petty cash account		X		N
Report petty cash discrepancies to the General Manager		X		N
Unsuccessful verification is reported to Board of Directors w/ explanation & remedy.			X	N
Online Bank Transactions:				
All online banking transactions are to be reviewed for approval by the General Manager			X	N
If approved by the General Manager the Office Manager shall complete the transaction .	X			N
Online banking transactions are entered into the accounting program.	X			N

BUCKINGHAM PARK WATER DISTRICT

Financial Compliance & Reconciliation

Reconciliation Complete as of: Nov. 30, 2021



Certification: I hereby certify that the financial transactions and source documents for the reporting month have been reviewed and verified as correct to the best of my knowledge.

- Revenue / QB Journal Entry Verification
- Core Payment Detail Report for Month
- Quickbooks Utility Billing Receivable Report for Month
- Umpqua Bank - Checking #1586
- Umpqua Bank - Checking #6156
- Petty Cash Log w/ double custody balance verification as of month end w/ Receipts
- Laif Investment Statement
- Cash Payment Log w/ Cash Receipt Book Copies
and that the cash is deposited to Umpqua Bank.
- Credit Card Payment Log w/ Receipts
- 69811925 - Cal PIT & SDI Payment Verification
- MONTHLY TAX PAYMENTS
- 77653459 - Voluntary SDI Plan Payment Verification
- EDD Voluntary SDI Quarterly Report Forms DE9 & DE9C
- QUARTERLY TAX REPORTS
- EDD PIT,SDI Quarterly Report Forms DE9 & DE9C
- IRS Form 941 (transmit via QB transmit)

There is no Form 940 for Buckingham Park Water District.

BUCKINGHAM PARK WATER DISTRICT
 INTERNAL CONTROLS
 COMPLIANCE REVIEW: ACCOUNTS RECEIVABLE

NOV. 2021

Core AR Payment Detail	Quickbooks AR #200-30 Utility Billing Receivable
\$ 14,596.34	\$ 199.69
\$ 372.75	\$ 117.83
\$ 1,229.81	\$ 1,295.87
\$ 130.00	\$ 12,982.95
\$ 5,501.59	\$ 167.16
\$ 3,963.98	\$ 205.59
\$ 100.00	\$ 98.38
\$ 3,321.66	\$ 39.67
\$ 3,865.82	\$ 891.76
\$ 3,996.01	\$ 130.00
\$ 2,112.78	\$ 114.26
\$ 23,848.81	\$ 114.32
\$ 2,953.56	\$ 5,273.01
\$ 223.38	\$ 3,265.02
\$ 4,727.85	\$ 100.00
\$ 3,658.44	\$ 4,020.62
\$ -	\$ 3,865.82
\$ -	\$ 200.00
	\$ 3,996.01
	\$ 22.00
	\$ 1,940.78
	\$ 150.00
	\$ 62.44
	\$ 4,226.73
	\$ 1,000.00
	\$ 2,953.56
	\$ 223.38 \$ -
	\$ 18,559.64 \$ -
	\$ 99.70 \$ -
	\$ 256.19 \$ -
	\$ 109.81
	\$ 4,262.15
	\$ 99.28
	\$ 195.76
	\$ 152.83
	\$ 3,210.57
<u>74,602.78</u>	<u>74,602.78</u> <u>0.00</u>

0.00

0 Total Entered Entries for next period
 0
 0

VARIANCES:
 Cash Receipts NOT Deposited to Bank in Reporting Month: none
 Cash Receipts NOT Entered to CORE in Reporting Month:

Cash Receipts NOT Entered @ QB in Reporting Month:
 Notes to Variances:

Nakia Sockell

1/15/2022

Verifying Signature

Date

BUCKINGHAM PARK WATER DISTRICT
INTERNAL CONTROLS
COMPLIANCE REVIEW: REVENUE JOURNAL ENTRY

NOV. 2021

Acct #	Item	CORE Rept.	Quickbooks JE Entered	Differences / Adjustments
41110	Residential Water Use	\$ 7,509.50	\$ 7,509.50	
	Correct Applied Payments	\$ -	\$ -	
	Previous Balance (usage adj)	\$ -		
	Write Off	\$ -		
	Misc Adj. to balance	\$ 21.45	\$ 21.45	
	Property Tax Roll	\$ -	\$ -	
		<u>\$ 7,530.95</u>	<u>\$ 7,530.95</u>	\$ -
41100	Property Tax Roll	\$ -	\$ -	
41120	Commercial Water Use	\$ 145.45	\$ 145.45	\$ -
42130	Standby	\$ -	\$ -	\$ -
42151	Res. Base Rate	\$ 33,590.48	\$ 33,590.48	\$ -
42152	Comm. Base Rate	\$ 297.92	\$ 297.92	\$ -
42154	App for New Connection	\$ -	\$ -	\$ -
49810	Carrying Charge	\$ -	\$ -	\$ -
49810	48HR Door Notices	\$ -	\$ -	\$ -
498103	10 Day Shut Of Notice	\$ -	\$ -	\$ -
498.15	Resumption of Svc Fee	\$ -	\$ -	\$ -
49820	Application Processing Fee	\$ 150.00	\$ 150.00	\$ -
49825	Lien Filing Fee	\$ -	\$ -	\$ -
49830	Retd. Ck Fee	\$ -	\$ -	\$ -
49835	Certified Mail Fee	\$ -	\$ -	\$ -
49840	Emergency Reserve	\$ -	\$ -	\$ -
498.45	CIP Reserve	\$ 10,465.00	\$ 10,465.00	\$ -
498.55	Call Out Fee	\$ -	\$ -	\$ -
498105	Standby Penalty	\$ -	\$ -	\$ -
Total Revenue for Journal Entry		<u>\$ 52,179.80</u>	<u>\$ 52,179.80</u>	\$ -

Revenue Report by Revenue Code

From: 11/1/2021

To: 11/23/2021

Adj Total = 341.18

GLAccount	Revenue	Description	Count	Posted Amount	GL Total
41110	INST	INSTALLMENT PLAN	2	\$900.00	
41110	RU01	WATER USAGE CHARGE	1	\$97.48	
41110	WTR	Residential Water Use	525	(\$15,246.93)	
					(\$14,249.45)
41120	CWTR	Commercial Water Use	4	(\$43.33)	<i>341.18</i> <u>13,908.27</u> (\$43.33)
42150	RC	REFUND CREDIT	1	(\$21.45)	
					<i>74.48</i> (\$21.45)
42151	BASE	Residential Base Rate	452	(\$33,404.28)	
42152	CBASE	Commercial Base Rate	4	(\$297.92)	<i>74.48</i> (\$33,404.28)
					<i>150-</i> (\$297.92)
49820	PF	APPLICATION PROCESSI	1	(\$150.00)	
					(\$150.00)
49840	IMP	Emergency Reserve (\$7.00)	456	\$0.00	
					<i>23-</i> \$0.00
49845	CAPA	CIP Reserve Fee	456	(\$10,407.50)	
498101	AB-LC1	CARRYING CHARGE	14	(\$210.00)	<i>15.00</i> (\$10,407.50)
					<i>10,488.00</i> (\$210.00)
Total -- GL Offset ():				\$58,783.93	

Adj 5260.68

Adj 80.50

From: 11/1/2021

To: 11/23/2021

Report Total:

\$58,783.93

0.00G +
13,908.27 +
43.33 +
21.45 +
33,664.96 +
297.92 +
150.00 +
10,488.00 +
210.00 +
58,783.93 +

9:26 AM

12/07/21

Accrual Basis

**Buckingham Park Water District
General Journal Transaction
November 30, 2021**

Num	Name	Memo	Account	Class	Debit	Credit
47064	Water Sales	November 2021	200-30 · Utility Billin...		58,783.93	
	Water Sales	November 2021	411.10 · Residential			13,908.27
	Water Sales	November 2021	411.20 · Commercial			43.33
	Water Sales	November 2021	421.51 · Residential ...			33,664.96
	Water Sales	November 2021	421.52 · Business B...			297.92
	Water Sales	November 2021	Carrying Charges			210.00
	Water Sales	November 2021	498.30 · Returned C...		0.00	
	Water Sales	November 2021	498.20 · Application ...			150.00
	Water Sales	November 2021	421.50 · Other			21.45
	Water Sales	November 2021	498.45 · CIP Reserve			10,488.00
	Water Sales	November 2021	1110 · Retained Ear...		10,488.00	
	Water Sales	November 2021	Capital Improvemen...			10,488.00
					<u>69,271.93</u>	<u>69,271.93</u>
					<u>69,271.93</u>	<u>69,271.93</u>
	TOTAL				<u>69,271.93</u>	<u>69,271.93</u>

3:10 PM

12/02/21

Accrual Basis

Buckingham Park Water District
Account QuickReport
As of November 30, 2021

Type	Date	Name	Memo	Amount
200 · Accounts Receivable				
200-30 · Utility Billing Receivable				
Deposit	11/01/2021	Water S...	CC Lot Date 10/29/21	-199.69
Deposit	11/01/2021	Water S...	CC Lot Date 10/30/21	-117.83
Deposit	11/01/2021	Water S...	Lot Date 11/01/21 am	-1,295.87
Deposit	11/01/2021	Water S...	Lot Date 11/01/21 pm	-12,982.95
Deposit	11/02/2021	Water S...	CC Lot Date 11/01/21 pm	-167.16
Deposit	11/02/2021	Water S...	CC Lot Date 11/02/21	-205.59
Deposit	11/03/2021	Water S...	CC Lot Date 11/03/21	-98.38
Deposit	11/03/2021	Water S...	CC Lot Date 11/03/21	-39.67
Deposit	11/03/2021	Water S...	Lot Date 11/03/21	-891.76
Deposit	11/05/2021	Water S...	CC Lot Date 11/05/21	-130.00
Deposit	11/08/2021	Water S...	CC Lot Date 11/05/21	-114.26
Deposit	11/08/2021	Water S...	CC Lot Date 11/08/21	-114.32
Deposit	11/08/2021	Water S...	Lot Date 11/08/21	-5,273.01
Deposit	11/10/2021	Water S...	IOT dATE 11/10/21	-3,265.02
Deposit	11/11/2021	Water S...	CC Lot Date 11/10/21	-100.00
Deposit	11/12/2021	Water S...	Lot Date 11/12/21 + Re-dep chk \$698.96 No signature/leagal amount	-4,020.62
Deposit	11/15/2021	Water S...	Lot Date 11/15/21	-3,865.82
Deposit	11/15/2021	Water S...	Cash Lot Date 11/03/21	-200.00
Deposit	11/16/2021	Water S...	Lot Date 11/16/21	-3,996.01
Deposit	11/18/2021	Water S...	CC Lot Date 11/17/21	-22.00
Deposit	11/18/2021	Water S...	Lot Date 11/18/21	-1,940.78
Deposit	11/18/2021	Water S...	CC Lot Date 11/18/21	-150.00
Deposit	11/22/2021	Water S...	CC Lot Date 11/22/21	-62.44
Deposit	11/22/2021	Water S...	Lot Date 11/22/21	-4,226.73
Deposit	11/22/2021	Water S...	Cash Lot Date 11/22/21	-1,000.00
Deposit	11/23/2021	Water S...	Lot Date 11/23/21	-2,953.56
Deposit	11/24/2021	Water S...	CC Lot Date 11/24/21	-223.38
Deposit	11/26/2021	Water S...	APS Lot Date 11/26/21	-18,559.64
Deposit	11/29/2021	Water S...	CC Lot Date 11/23/21	-99.70
Deposit	11/29/2021	Water S...	CC Lot Date 11/29/21	-256.19
Deposit	11/29/2021	Water S...	CC Lot Date 11/29/21	-109.81
Deposit	11/29/2021	Water S...	Lot Date 11/29/21	-4,262.15
Deposit	11/30/2021	Water S...	11/29/21	-99.28
Deposit	11/30/2021	Water S...	11/29/21	-195.76
Deposit	11/30/2021	Water S...	11/30/21	-152.83
Deposit	11/30/2021	Water S...	11/29/21-11/30/21	-3,210.57
Total 200-30 · Utility Billing Receivable				-74,602.78
Total 200 · Accounts Receivable				-74,602.78
TOTAL				-74,602.78

Handwritten notes and calculations:

- 14,596.20 (blue)
- 372.75 (green)
- 1,229.81 (red)
- 5,501.59 (orange)
- 2,112.78 (red)
- 25,184.81 (black)
- 47,277.85 (blue)
- 3,658.44 (green)

8:10 AM

12/08/21

Accrual Basis

Buckingham Park Water District
Account QuickReport
 As of November 30, 2021

Type	Date	Num	Name	Memo	Split	Amount	Balance
200 · Accounts Receivable							708.65
200-20 · Delinquent Accounts Receivable							708.65
Total 200-20 · Delinquent Accounts Receivable							708.65
Total 200 · Accounts Receivable							708.65
TOTAL							708.65

BUCKINGHAM PARK WATER DISTRICT
 INTERNAL CONTROLS
 COMPLIANCE REVIEW: CASH PAYMENTS

NOV. 2021

CASH RECEIVABLE			BANK		QUICKBOOKS		CORE	
Date	Receipt #	Receipt \$ Verif.	Bank Receipt Verif. \$	Differences +/-	\$ Recorded @ Acctg Program	Differences +/-	\$ Posted to Customer Account	Differences +/-
11/3/2021	2773	\$ 200.00	\$ 200.00	\$ -	\$ 200.00	\$ -	\$ 200.00	\$ -
11/22/2021	2774	\$ 1,000.00	\$ 1,000.00	\$ -	\$ 1,000.00	\$ -	\$ 1,000.00	\$ -
		\$ -	\$ -	\$ -	\$ -	\$ -	\$ -	\$ -
		\$ -	\$ -		\$ -		\$ -	\$ -
		\$ -	\$ -		\$ -		\$ -	\$ -

\$ 1,200.00	\$ -	\$ 1,200.00	\$ -	\$ 1,200.00	\$ -
-------------	------	-------------	------	-------------	------

VARIANCES:

Cash Receipts NOT Deposited to Bank in Reporting Month: 0
 Cash Receipts NOT Entered to CORE in Reporting Month: 0
 Cash Receipts NOT Entered @ QB: 0
 Notes to Variances:

Nakia Sockett 1/17/2022

Verifying Signature

Date

BUCKINGHAM PARK WATER DISTRICT
 INTERNAL CONTROLS
 COMPLIANCE REVIEW: CREDIT CARD PAYMENTS

NOV. 2021

CREDIT CARD PAYMENT		BANK		QUICKBOOKS		CORE	
Date	CC Paid \$	Bank Receipt Verif. \$	Differences +/-	\$ Recorded @ Acctg Program	Differences +/-	\$ Posted to Customer Account	Differences +/-
11/1/2021	\$ 199.69	\$ -	\$ (199.69)	\$ 199.69	\$ -	\$ 199.69	\$ -
11/1/2021	\$ 117.83	\$ -	\$ (117.83)	\$ 117.83	\$ -	\$ 117.83	\$ -
11/2/2021	\$ 167.16	\$ -	\$ (167.16)	\$ 167.16	\$ -	\$ 167.16	\$ -
11/2/2021	\$ 205.59	\$ -	\$ (205.59)	\$ 205.59	\$ -	\$ 205.59	\$ -
11/3/2021	\$ 98.38	\$ -	\$ (98.38)	\$ 98.38	\$ -	\$ 98.38	\$ -
11/3/2021	\$ 39.67	\$ -	\$ (39.67)	\$ 39.67	\$ -	\$ 39.67	\$ -
11/5/2021	\$ 130.00	\$ -	\$ (130.00)	\$ 130.00	\$ -	\$ 130.00	\$ -
11/8/2021	\$ 114.26	\$ -	\$ (114.26)	\$ 114.26	\$ -	\$ 114.26	\$ -
11/8/2021	\$ 114.32	\$ -	\$ (114.32)	\$ 114.32	\$ -	\$ 114.32	\$ -
11/11/2021	\$ 100.00	\$ -	\$ (100.00)	\$ 100.00	\$ -	\$ 100.00	\$ -
11/18/2021	\$ 22.00	\$ -	\$ (22.00)	\$ 22.00	\$ -	\$ 22.00	\$ -
11/18/2021	\$ 150.00	\$ -	\$ (150.00)	\$ 150.00	\$ -	\$ 150.00	\$ -
11/22/2021	\$ 62.44	\$ -	\$ (62.44)	\$ 62.44	\$ -	\$ 62.44	\$ -
11/24/2021	\$ 223.38	\$ -	\$ (223.38)	\$ 223.38	\$ -	\$ 223.38	\$ -
11/29/2021	\$ 99.70	\$ -	\$ (99.70)	\$ 99.70	\$ -	\$ 99.70	\$ -
11/29/2021	\$ 256.19	\$ -	\$ (256.19)	\$ 256.19	\$ -	\$ 256.19	\$ -
11/29/2021	\$ 109.81	\$ -	\$ (109.81)	\$ 109.81	\$ -	\$ 109.81	\$ -
11/29/2021	\$ 99.28	\$ -	\$ (99.28)	\$ 99.28	\$ -	\$ 99.28	\$ -
11/29/2021	\$ 195.76	\$ -	\$ (195.76)	\$ 195.76	\$ -	\$ 195.76	\$ -
11/30/2021	\$ 152.83	\$ -	\$ (152.83)	\$ 152.83	\$ -	\$ 152.83	\$ -
	\$ 2,658.29	\$ -	\$ (2,658.29)	\$ 2,658.29	\$ -	\$ 2,658.29	\$ -

VARIANCES:

CC NOT Posted to Bank in Reporting Month: 0
 CC NOT Entered to CORE in Reporting Month: 0
 CC NOT Entered @ QB: 0
 Notes to Variances:

Anakia Sockett

1/17/2022

Verifying Signature

Date

Administration Task Manager

Month: Nov-21

Daily Tasks	1	2	3	4	5	6	7	8	9	10	11	12	13	14	15
Customer Service:															
AM:															
Check voicemails & Return Calls	h	a	a	p	p			a	a	a	a				a
Prepare any necessary work orders	h	h	h	h	h			h	h	h	h				h
Check emails and reply as needed	h	h	h	h	h			h	h	h	h				h
PM:															
Check voicemails & Return Calls	h	h	h	h	h			h	h	h	h				h
Check emails and reply as needed	h	h	h	h	h			h	h	h	h				h
Check Mail	h	h	h	h	h			h	h	h	h				h
Financial & Accounting:															
Enter daily customer payments to CORE Utilities	h	h	h	h	h			h	h	h	h				h
-Reconcile Core Payment Receipt to adding machine tape.	h	h	h	h	h			h	h	h	h				h
Daily deposit to Umpqua Bank via check scanner	h	h	h	h	h			h	h	h	h				h
-Print 2 bank receipts; file one w/ checks and one w/ CORE Payment Receipt	h	h	h	h	h			h	h	h	h				h
Property Transfers	h	h	h	h	h			h	h	h	h				h
Escrow Water Demand Forms	h	h	h	h	h			h	h	h	h				h
Filing	h	h	h	h	h			h	h	h	h				h
Other:															
Comments:															

Bi-Weekly Tasks	1	2	3	4	5	6	7	8	9	10	11	12	13	14	15
Every Other Tuesday / Date:															
Participate in staff meetings															
Payroll:															
Verify and calculate timecards								h							
Timecards to GM for review & approval								h							
Enter timecard info into QuickBooks & print checks								h							
Enter Direct Deposit Transactions								h							
Pay Payroll Taxes (Both EDD accounts & IRS #941)								h							
Provide GM w/ AP, PR, & Liab w/ the P&L MTD & YTD								h							
GM to Approve & Initial Tax Payments								h							
Pay Employee Ira Contributions								h							
Comments:															
Every Other Wednesday / Date:															
Accounts Payable:															
Invoices to GM for review & approval								h							
Pay Invoices								h							
Schedule Check Signing w/ Board Member(s)								h							
Mail payments								h							
Comments:															
Every Other Friday / Date:															
Provide Employees w/ paychecks															h
Comments:															
Other:															
Comments:															

Administration Task Manager

Month: **Nov-21**

Monthly Tasks	1	2	3	4	5	6	7	8	9	10	11	12	13	14	15
1st of month:															
Apply Carrying Charges	h														
Print billing reports and review for accuracy	h														
1st of month print & mail bills (due no later than 5th)	h														
Print AR Detail Report immediately after bills are printed	h														
Order Office Supplies	h														
Print New Petty Cash Log and Cash Payment Log	h														
Pre-Reconcile: CORE payments entered into QB	h														
-(Utility Billing AR Quick Report & CORE Posted Payment Detail Rept															
Petty Cash - Double Verif. (GM) Reqd/Internal Controls	h														
Print Customer Credit Card Payment Log	h														
Prepare Meeting minutes from last meeting	h														
Journal Entries w/ GM:															
JE Revenue @ Core Rev Rept to QuickBooks	h														
Verify / post JE Accumulated Depreciation	h														
Verify / post JE Workers Comp Insurance Expense	h														
Verify / post JE Liability Insurance Expense	h														
Verify / post JE Chemical Expense	h														
5th of month:															
Previous Mo Closeout Reports to GM (see submittal checklist)															
From CORE Utility Billing:															
Export monthly usage to shared drive					h										
Print Installment Plan Report (exclude \$0)					h										
New Customer Report					h										
Print Adjustment Report					h										
Print Revenue Rept @ Core (Rev by Code)					h										
From Quickbooks:															
Print overtime report					h										
Print Utility Billing AR Quick Report & Delinq AR for month					h										
Print / Verify Financial Statements:															
P&L Budget vs. Actual for reporting month & Export to Excel					h										
P&L Budget vs. Actual for fiscal year to date -mo end & Export to Excel					h										
Balance Sheet for fiscal year to date - mo end					h										
Statement of Cash Flows for reporting month					h										
Statement of Cash Flows for fiscal year to date - mo end					h										
Email Board for Agenda Items (Deadline 2nd Monday)					h										
Comments:															
10th of month:															
CORE - Print Delinquency Report										h					
Print & Mail 10-Day Reminder Notices @ Non Payment										h					
Pre- Reconcile Bank Statements										h					
Email Financial Month End Submittals (See list)										h					
Comments:															
Other:															
Comments:															

Administration Task Manager

Month: Nov-21

Quarterly Tasks															
Quarterly Payroll Tax Report Request to GM															
EDD Voluntary SDI Quarterly Report Forms DE9 & DE9C															
EDD PIT,SDI Quarterly Report Forms DE9 & DE9C															
IRS Form 941															
Other:															
Comments:															

Daily Tasks	16	17	18	19	20	21	22	23	24	25	26	27	28	29	30	31
Customer Service:																
AM:																
Check voicemails & Return Calls	h	h	h	h			h	h							h	
Prepare any necessary work orders	h	h	h	h			h	h							h	
Check emails and reply as needed	h	h	h	h			h	h							h	
PM:																
Check voicemails & Return Calls	h	h	h	h			h	h							h	
Check emails and reply as needed	h	h	h	h			h	h							h	
Check Mail	h	h	h	h			h	h							h	
Financial & Accounting:																
Enter daily customer payments to CORE Utilities	h	h	h	h			h	h							h	
-Reconcile Core Payment Receipt to adding machine tape.																
Daily deposit to Umpqua Bank via check scanner	h	h	h	h			h	h							h	
-Print 2 bank receipts; file one w/ checks and one w/ CORE Payment Receipt																
Property Transfers	h	h	h	h			h	h							h	
Escrow Water Demand Forms	h	h	h	h			h	h							h	
Filing	h	h	h	h			h	h							h	
Other:																
Comments:																

Bi-Weekly Tasks	16	17	18	19	20	21	22	23	24	25	26	27	28	29	30	31
Every Other Tuesday / Date:																
Participate in staff meetings																
Payroll:																
Verify and calculate timecards							h									
Timecards to GM for review & approval							h									
Enter timecard info into QuickBooks & print checks							h									
Enter Direct Deposit Transactions							h									
Pay Payroll Taxes (Both EDD accounts & IRS #941)							h									
Provide GM w/ AP, PR, & Liab w/ the P&L MTD & YTD							h									
GM to Approve & Initial Tax Payments							h									
Pay Employee Ira Contributions							h									
Comments:																
Every Other Wednesday / Date:																
Accounts Payable:																
Invoices to GM for review & approval							h									
Pay Invoices							h									
Schedule Check Signing w/ Board Member(s)							h									
Mail payments							h									
Comments:																
Every Other Friday / Date:																
Provide Employees w/ paychecks									h							
Comments:																

Administration Task Manager

Month: **Nov-21**


Monthly Tasks	16	17	18	19	20	21	22	23	24	25	26	27	28	29	30	31
20th of month:																
Post Agenda (Posted Thursday Before Monday's Meeting 72 hrs)			A				A									
Board Meeting Participation (4th Monday of every month)																
Enter Labor Statistics Online																
25th of month:																
Process Customer Automatic Payments										A						
Prepare 48 HR Shut Off Notices for Operations																
48-Hr Door Hangers for Non Payments																
Comments:																
Month End Tasks	16	17	18	19	20	21	22	23	24	25	26	27	28	29	30	31
Payroll Liabilities:																
End of month: / Date: _____																
Enter ACH for medical, dental and vision														A		
Billing:																
End of month: _____																
Last Week of Month: / Date: _____																
Print meter read sheets for Operations (around 28th)														A		
Enter meter reads into CORE														A		
Last Business Day of Month: / Date: _____																
CORE: Print Water Quality Service Orders for mo.> Operations															A	

Administration Task Manager

Month: Nov-21

Completion Dates for Monthly Tasks

Annual Tasks												
January												
31st: Last Day for W2's to District Employees												
31st: Submit W3's W2's to State												
31st: Last Day for 1099's to Contractors												
31st: Submit 1099s to State												
March												
31st: Renewal for Workers Comp Insurance												
31st: Renewal for Liability & Property Insurance												
April												
30th: Govt. Compensation Report to S.C.O.												
May												
15th: Credit delinq Standby for Prop Tax Roll Collection												
15th: Prepare Standby Billing for July Bill to Customers												
June												
1st: Standby Billing to Customers												
July												
17th: County Elections Candidate Filing First Day												
25th: County Elections Duedate for Resol. Consolidate												
August												
10th: County Elections Candidate Filing Last Day												
11th: County Elections Candidate Filing Last Day												
25th: Direct Charges (Tax Roll) Due to County												
October												
15th: Financial Transaction Report to S.C.O.												
November												
TBD: County Local Consolidated Election												



Signature

12/1/21

Date

My signature certifies that the aforementioned tasks have been completed and verified to the best of my knowledge & capabilities.

Furthermore, I understand that any misrepresentation of these tasks & reports may alter the the Buckingham Park Water District's financial statements.

Adjustments Detail Report

From: 11/1/2021

To: 12/1/2021

These Adjustments Have NOT Been Posted to the Customer's Balance:

These Adjustments Haven't Been Billed.

Implement Date	Account Number	Account Status	Revenue	Amount	User	Comment
12/1/2021	113101103	ACTIVE	LC1	\$15.00	CORE	Shut Off
12/1/2021	123101802	ACTIVE	LC1	\$15.00	CORE	Shut Off
12/1/2021	15107402	ACTIVE	LC1	\$15.00	CORE	Shut Off
12/1/2021	17110202	ACTIVE	LC1	\$15.00	CORE	Shut Off
12/1/2021	114109401	ACTIVE	LC1	\$15.00	CORE	Shut Off
12/1/2021	172112802	ACTIVE	LC1	\$15.00	CORE	Shut Off
12/1/2021	164112203	ACTIVE	LC1	\$15.00	CORE	Shut Off
12/1/2021	1109701	ACTIVE	LC1	\$15.00	CORE	Shut Off
12/1/2021	12113401	ACTIVE	LC1	\$15.00	CORE	Shut Off
12/1/2021	148110603	ACTIVE	LC1	\$15.00	CORE	Shut Off
12/1/2021	117116002	ACTIVE	LC1	\$15.00	CORE	Shut Off
Total Number of Adjustments =		11	Total =	\$165.00		

Total Number of Adjustments = 11 Total = \$165.00

These Adjustments Have Been Posted to the Customer's Balance:

These Adjustments Have Been Billed.

Implement Date	Account Number	Account Status	Revenue	Amount	User	Comment
11/1/2021	1109701	ACTIVE	LC1	\$15.00	CORE	Shut Off
11/1/2021	17110202	ACTIVE	LC1	\$15.00	CORE	Shut Off
11/1/2021	164112203	ACTIVE	LC1	\$15.00	CORE	Shut Off
11/1/2021	113101103	ACTIVE	LC1	\$15.00	CORE	Shut Off
11/1/2021	172112802	ACTIVE	LC1	\$15.00	CORE	Shut Off
11/1/2021	114109401	ACTIVE	LC1	\$15.00	CORE	Shut Off
11/9/2021	110107801	OFF AND BILLABLE	RU01	(\$97.48)	LORI	Customer sold house and was off an
11/9/2021	110107801	OFF AND BILLABLE	RC	\$21.45	LORI	Over paid by escrow company
11/9/2021	243273601	ACTIVE	INST	(\$1,000.00)	LORI	Board approved IP on October 25, 20
Total Number of Adjustments =		9	Total =	(\$986.03)		

Total Number of Adjustments = 9 Total = (\$986.03)

Total Number of Adjustments for Group: 1 = 20 Total = (\$821.03)

These Adjustments Have NOT Been Posted to the Customer's Balance:

These Adjustments Haven't Been Billed.

Implement Date	Account Number	Account Status	Revenue	Amount	User	Comment
12/1/2021	10227101	ACTIVE	LC1	\$15.00	CORE	Shut Off
12/1/2021	58222802	ACTIVE	LC1	\$15.00	CORE	Shut Off

12/1/2021	83220504	ACTIVE	LC1	\$15.00	CORE	Shut Off
12/1/2021	41238002	ACTIVE	LC1	\$15.00	CORE	Shut Off
12/1/2021	7229902	ACTIVE	LC1	\$15.00	CORE	Shut Off
12/1/2021	5231901	ACTIVE	LC1	\$15.00	CORE	Shut Off
12/1/2021	29253501	ACTIVE	LC1	\$15.00	CORE	Shut Off
12/1/2021	18234802	ACTIVE	LC1	\$15.00	CORE	Shut Off
12/1/2021	26233902	ACTIVE	LC1	\$15.00	CORE	Shut Off
12/1/2021	24239404	ACTIVE	LC1	\$15.00	CORE	Shut Off
12/1/2021	4227702	ACTIVE	LC1	\$15.00	CORE	Shut Off
12/1/2021	85220301	ACTIVE	LC1	\$15.00	CORE	Shut Off
12/1/2021	39224501	ACTIVE	LC1	\$15.00	CORE	Shut Off
12/1/2021	33238801	ACTIVE	LC1	\$15.00	CORE	Shut Off
12/1/2021	37224704	ACTIVE	LC1	\$15.00	CORE	Shut Off

Total Number of Adjustments = 15 Total = \$225.00

Total Number of Adjustments = 15 Total = \$225.00

These Adjustments Have Been Posted to the Customer's Balance:

These Adjustments Have Been Billed.

Implement Date	Account Number	Account Status	Revenue	Amount	User	Comment
11/1/2021	85220301	ACTIVE	LC1	\$15.00	CORE	Shut Off
11/1/2021	24239404	ACTIVE	LC1	\$15.00	CORE	Shut Off
11/1/2021	5231901	ACTIVE	LC1	\$15.00	CORE	Shut Off
11/1/2021	29225403	ACTIVE	LC1	\$15.00	CORE	Shut Off
11/1/2021	26233902	ACTIVE	LC1	\$15.00	CORE	Shut Off
11/1/2021	7229902	ACTIVE	LC1	\$15.00	CORE	Shut Off
11/1/2021	41238002	ACTIVE	LC1	\$15.00	CORE	Shut Off
11/1/2021	38224602	ACTIVE	PF	\$150.00	LORI	
11/1/2021	83220504	ACTIVE	LC1	\$15.00	CORE	Shut Off
12/1/2021	52223402	ACTIVE	PF	\$150.00	LORI	
12/1/2021	2152601	ACTIVE	INST	(\$810.59)	LORI	

Total Number of Adjustments = 11 Total = (\$390.59)

Total Number of Adjustments = 11 Total = (\$390.59)

Total Number of Adjustments for Group: 2 = 26 Total = (\$165.59)

Total Number of Adjustments for Area: 1 = 46 Total = (\$986.62)

Total Number of Adjustments for All Areas: = 46 Total = (\$986.62)

8:09 AM

12/08/21

**Buckingham Park Water District
Payroll Summary
November 2021**

	Ahimsah O Wonderwheel			Alan Mitchell			Lori A Gonzalez			William A Rae			TOTAL		
	Hours	Rate	Nov 21	Hours	Rate	Nov 21	Hours	Rate	Nov 21	Hours	Rate	Nov 21	Hours	Rate	Nov 21
Employee Wages, Taxes and Adjustments															
Gross Pay															
Overtime - Admin & General	8.5	52.92	449.82			0.00	0.75	36.54	26.66			0.00	9.25		476.48
Overtime - Water Treatment			0.00	2.25	64.28	144.63			0.00	0.5	34.64	17.32	2.75		161.95
Total Gross Pay	<u>8.5</u>		<u>449.82</u>	<u>2.25</u>		<u>144.63</u>	<u>0.75</u>		<u>26.66</u>	<u>0.5</u>		<u>17.32</u>	<u>12.00</u>		<u>638.43</u>
Adjusted Gross Pay	<u>8.5</u>		<u>449.82</u>	<u>2.25</u>		<u>144.63</u>	<u>0.75</u>		<u>26.66</u>	<u>0.5</u>		<u>17.32</u>	<u>12.00</u>		<u>638.43</u>
Net Pay	<u>8.5</u>		<u>449.82</u>	<u>2.25</u>		<u>144.63</u>	<u>0.75</u>		<u>26.66</u>	<u>0.5</u>		<u>17.32</u>	<u>12.00</u>		<u>638.43</u>
Employer Taxes and Contributions			0.00			0.00			0.00			0.00			0.00

12:45 PM
01/14/22
Accrual Basis

Buckingham Park Water District

Profit & Loss Budget vs. Actual
November 2021

	Nov 21	Budget	\$ Over Bud...	% of Budget
Ordinary Income/Expense				
Income				
411.00 · WATER SALES				
411.10 · Residential	7,509.50	10,827.70	-3,318.20	69.4%
411.20 · Commercial	145.45	223.50	-78.05	65.1%
Total 411.00 · WATER SALES	7,654.95	11,051.20	-3,396.25	69.3%
421.00 · WATER SERVICES				
421.30 · Standby or Availability Charges	0.00	525.00	-525.00	0.0%
421.50 · Other				
421.51 · Residential Base Rate	33,590.48	33,365.42	225.06	100.7%
421.52 · Business Base Rate	297.92	297.92	0.00	100.0%
Total 421.50 · Other	33,888.40	33,663.34	225.06	100.7%
Total 421.00 · WATER SERVICES	33,888.40	34,188.34	-299.94	99.1%
Total Income	41,543.35	45,239.54	-3,696.19	91.8%
Gross Profit	41,543.35	45,239.54	-3,696.19	91.8%
Expense				
ADMINISTRATIVE & GENERAL				
561.00 · Salaries				
561.10 · Wages	9,198.52	8,760.31	438.21	105.0%
561.20 · Paid Time Off	1,477.22	1,132.54	344.68	130.4%
561.25 · Sick Pay	48.72	658.92	-610.20	7.4%
561.30 · Holiday Pay	342.80	1,977.80	-1,635.00	17.3%
561.35 · Bereavement	0.00	164.75	-164.75	0.0%
561.40 · Admin & General O.T. Wages	476.48	595.38	-118.90	80.0%
561.45 · Standby Stipend	840.00	900.00	-60.00	93.3%
561.50 · Call Back Pay	234.40	152.15	82.25	154.1%
Total 561.00 · Salaries	12,618.14	14,341.85	-1,723.71	88.0%
562.00 · OFFICE SUPPLIES & OTHER EXPENSE				
562.10 · PG&E/Utilities	219.56	250.00	-30.44	87.8%
562.15 · Telephone	175.96	166.67	9.29	105.6%
562.20 · Internet	129.95	137.92	-7.97	94.2%
562.25 · Cell Phone	112.61	83.34	29.27	135.1%
562.30 · Pest Control	220.53	91.67	128.86	240.6%
562.40 · Garbage	0.00	41.67	-41.67	0.0%
562.45 · Alarm	0.00	29.17	-29.17	0.0%
562.50 · Postage	147.66	283.34	-135.68	52.1%
562.55 · Office Supplies	637.99	291.67	346.32	218.7%
562.60 · Copy Equipment & Supplies	391.45	458.34	-66.89	85.4%
562.65 · Office Equipment	0.00	20.84	-20.84	0.0%
562.70 · Dues, Subscriptions, Memberships	1,976.96	416.67	1,560.29	474.5%
562.75 · Lien Filing & Recording Fees	14.00	8.34	5.66	167.9%
562.80 · Software License and Support	200.00	166.67	33.33	120.0%
562.85 · Bank Service Charges	0.00	291.67	-291.67	0.0%
Total 562.00 · OFFICE SUPPLIES & OTHER EXPENSE	4,226.67	2,737.98	1,488.69	154.4%
563.00 · CONTRACTUAL SERVICES				
563.10 · Auditor	0.00	900.00	-900.00	0.0%
563.20 · County Counsel	0.00	166.67	-166.67	0.0%
563.40 · LAFCO	0.00	125.00	-125.00	0.0%
563.50 · County of Lake Collection Svcs	558.64	83.34	475.30	670.3%
Total 563.00 · CONTRACTUAL SERVICES	558.64	1,275.01	-716.37	43.8%
564.00 · PROPERTY INS., INJURIES & DAMAGES				
564.10 · Liability Insurance	1,504.32	1,416.67	87.65	106.2%
Total 564.00 · PROPERTY INS., INJURIES & DAMAGES	1,504.32	1,416.67	87.65	106.2%
565.00 · EMPLOYEES RETIREMENT & BENEFITS				
565.10 · PERS Medical	2,929.44	4,000.00	-1,070.56	73.2%

12:45 PM
01/14/22
Accrual Basis

Buckingham Park Water District

Profit & Loss Budget vs. Actual
November 2021

	Nov 21	Budget	\$ Over Bud...	% of Budget
565.20 · PERS/ Pension/ Retirement	1,355.86	2,508.34	-1,152.48	54.1%
565.30 · Payroll Taxes				
565.31 · FICA (Federal Ins.Contribution)	1,669.84	1,484.17	185.67	112.5%
565.32 · SUI (State Unemployment Ins)	12.40	183.34	-170.94	6.8%
Total 565.30 · Payroll Taxes	1,682.24	1,667.51	14.73	100.9%
565.40 · Workers Comp Insurance	519.41	625.00	-105.59	83.1%
Total 565.00 · EMPLOYEES RETIREMENT & BENEFITS	6,486.95	8,800.85	-2,313.90	73.7%
568.00 · MAINTENANCE - GENERAL PLANT				
568.10 · Supplies	28.92	125.00	-96.08	23.1%
Total 568.00 · MAINTENANCE - GENERAL PLANT	28.92	125.00	-96.08	23.1%
569.00 · OTHER				
569.10 · Employee Uniforms	0.00	41.67	-41.67	0.0%
569.20 · Seminar/Training Registration	-326.00	41.67	-367.67	-782.3%
569.30 · Training-lodging,meals& mileage	1,676.73	50.00	1,626.73	3,353.5%
569.40 · Mileage Expense	0.00	8.34	-8.34	0.0%
569.45 · Outside Services	15.00	125.00	-110.00	12.0%
Total 569.00 · OTHER	1,365.73	266.68	1,099.05	512.1%
Total ADMINISTRATIVE & GENERAL	26,789.37	28,964.04	-2,174.67	92.5%
CUSTOMER ACCOUNTS				
551.00 · SUPERVISION,METER READING&OTHER				
551.10 · Wages	504.43	353.69	150.74	142.6%
Total 551.00 · SUPERVISION,METER READING&OTHER	504.43	353.69	150.74	142.6%
Total CUSTOMER ACCOUNTS	504.43	353.69	150.74	142.6%
PUMPING				
521.00 · SUPERVISION, LABOR & EXPENSE				
521.10 · Wages	0.00	25.50	-25.50	0.0%
521.20 · PG&E / Electricity	1,929.68	1,625.00	304.68	118.7%
Total 521.00 · SUPERVISION, LABOR & EXPENSE	1,929.68	1,650.50	279.18	116.9%
522.00 · MAINTENANCE,STRUCTURES & IMPROV				
522.10 · Outside Services	0.00	166.67	-166.67	0.0%
522.20 · Supplies	0.00	8.34	-8.34	0.0%
Total 522.00 · MAINTENANCE,STRUCTURES & IMPROV	0.00	175.01	-175.01	0.0%
Total PUMPING	1,929.68	1,825.51	104.17	105.7%
SOURCE OF SUPPLY				
511.00 · SUPERVISION, LABOR & EXPENSES				
511.10 · Wages	0.00	23.62	-23.62	0.0%
511.20 · PG&E / Electricity	704.49	650.00	54.49	108.4%
512.40 · Testing	219.00	472.09	-253.09	46.4%
Total 511.00 · SUPERVISION, LABOR & EXPENSES	923.49	1,145.71	-222.22	80.6%
512.00 · MAINTENANCE/STRUCTURES & IMPROV				
512.20 · Supplies	160.00	9.17	150.83	1,744.8%
Total 512.00 · MAINTENANCE/STRUCTURES & IMPROV	160.00	9.17	150.83	1,744.8%
Total SOURCE OF SUPPLY	1,083.49	1,154.88	-71.39	93.8%
TRANSMISSION & DISTRIBUTION				
541.00 · SUPERVISION, LABOR & EXPENSES				
541.10 · Wages	1,303.88	1,685.85	-381.97	77.3%
541.20 · PG&E / Electricity	232.49	250.00	-17.51	93.0%
541.40 · Safety & Security	0.00	125.00	-125.00	0.0%
541.50 · State Water Board Licensing	0.00	133.34	-133.34	0.0%
541.60 · Mileage Expense	65.01	208.34	-143.33	31.2%

12:45 PM
01/14/22
Accrual Basis

Buckingham Park Water District

Profit & Loss Budget vs. Actual
November 2021

	Nov 21	Budget	\$ Over Bud...	% of Budget
541.70 · Testing	35.00	237.50	-202.50	14.7%
541.75 · Propane	0.00	41.67	-41.67	0.0%
Total 541.00 · SUPERVISION, LABOR & EXPENSES	1,636.38	2,681.70	-1,045.32	61.0%
542.00 · MAINTENANCE,STRUCTURES & IMPROV				
542.50 · Maintenance Projects	1,675.00	1,250.00	425.00	134.0%
542.10 · Outside Services	259.00	166.67	92.33	155.4%
542.20 · Supplies	242.94	83.34	159.60	291.5%
542.30 · Tools	0.00	166.67	-166.67	0.0%
542.40 · Equipment Rental	0.00	29.00	-29.00	0.0%
Total 542.00 · MAINTENANCE,STRUCTURES & IMPROV	2,176.94	1,695.68	481.26	128.4%
Total TRANSMISSION & DISTRIBUTION	3,813.32	4,377.38	-564.06	87.1%
WATER TREATMENT				
531.00 · SUPERVISION, LABOR & EXPENSE				
531.10 · Wages	7,401.54	6,955.62	445.92	106.4%
531.15 · PG&E / Electricity	367.56	312.50	55.06	117.6%
531.20 · Chemicals-PreChlor Sodium Hypo	227.14	333.34	-106.20	68.1%
531.25 · Chemicals-PostChlor Sodium Hypo	260.76	416.67	-155.91	62.6%
531.30 · Chemicals - Coagulent	636.34	666.67	-30.33	95.5%
531.35 · Chemicals - Coagulent Aid	0.00	50.00	-50.00	0.0%
531.40 · Testing - Lab	165.00	250.00	-85.00	66.0%
531.45 · In Plant Test	0.00	175.00	-175.00	0.0%
531.55 · State Water Board Licensing	0.00	133.34	-133.34	0.0%
531.60 · CUPA Permit & other permits	0.00	125.00	-125.00	0.0%
531.70 · Alarm	0.00	26.67	-26.67	0.0%
531.75 · Propane	0.00	83.34	-83.34	0.0%
Total 531.00 · SUPERVISION, LABOR & EXPENSE	9,058.34	9,528.15	-469.81	95.1%
532.00 · MAINTENANCE,STRUCTURES & IMPROV				
532.10 · Outside Services	0.00	41.67	-41.67	0.0%
532.20 · Supplies	264.40	125.00	139.40	211.5%
532.30 · Tools	0.00	50.00	-50.00	0.0%
532.40 · Equipment Rental	0.00	87.50	-87.50	0.0%
Total 532.00 · MAINTENANCE,STRUCTURES & IMPROV	264.40	304.17	-39.77	86.9%
Total WATER TREATMENT	9,322.74	9,832.32	-509.58	94.8%
Total Expense	43,443.03	46,507.82	-3,064.79	93.4%
Net Ordinary Income	-1,899.68	-1,268.28	-631.40	149.8%
Other Income/Expense				
Other Income				
NON-OPERATING REVENUE				
498.00 · OTHER NON-OPERATING REVENUES				
498.20 · Application Processing Fee	150.00			
498.45 · CIP Reserve	10,465.00	10,465.00	0.00	100.0%
Total 498.00 · OTHER NON-OPERATING REVENUES	10,615.00	10,465.00	150.00	101.4%
Total NON-OPERATING REVENUE	10,615.00	10,465.00	150.00	101.4%
Total Other Income	10,615.00	10,465.00	150.00	101.4%
Other Expense				
590.00 · CAPITAL EXPENSES & MAJOR MAINT				
590.10 · SMALL CAPITAL PROJECTS	115.00			
Total 590.00 · CAPITAL EXPENSES & MAJOR MAINT	115.00			
Total Other Expense	115.00			
Net Other Income	10,500.00	10,465.00	35.00	100.3%
Net Income	8,600.32	9,196.72	-596.40	93.5%

Buckingham Park Water District
Profit & Loss Budget vs. Actual
November 2021

REVENUE LESS THAN 100%

EXPENSES GREATER THAN 125%

VARIANCES/NOTES

Ordinary Income/Expense

Income

411.00 · WATER SALES

	Nov 21	Budget	\$ Over Budget	% of Budget	
411.10 · Residential	7,509.50	10,827.70	-3,318.20	69.36%	Based off last years Numbers
411.20 · Commercial	145.45	223.50	-78.05	65.08%	Based off last years Numbers

Total 411.00 · WATER SALES

	7,654.95	11,051.20	-3,396.25	69.27%
--	----------	-----------	-----------	--------

421.00 · WATER SERVICES

421.30 · Standby or Availability Charges	0.00	525.00	-525.00	0.0%	Should have been Bugeted for the month of July only
--	------	--------	---------	------	---

421.50 · Other

421.51 · Residential Base Rate	33,590.48	33,365.42	225.06	100.68%
421.52 · Business Base Rate	297.92	297.92	0.00	100.0%

Total 421.50 · Other

	33,888.40	33,663.34	225.06	100.67%
--	-----------	-----------	--------	---------

Total 421.00 · WATER SERVICES

	33,888.40	34,188.34	-299.94	99.12%
--	-----------	-----------	---------	--------

Total Income

	41,543.35	45,239.54	-3,696.19	91.83%
--	-----------	-----------	-----------	--------

Gross Profit

	41,543.35	45,239.54	-3,696.19	91.83%
--	-----------	-----------	-----------	--------

Expense

ADMINISTRATIVE & GENERAL

561.00 · Salaries

561.10 · Wages	9,198.52	8,760.31	438.21	105.0%
----------------	----------	----------	--------	--------

561.20 · Paid Time Off	1,477.22	1,132.54	344.68	130.43%	Approved PTO
------------------------	----------	----------	--------	---------	--------------

561.25 · Sick Pay	48.72	658.92	-610.20	7.39%
-------------------	-------	--------	---------	-------

561.30 · Holiday Pay	342.80	1,977.80	-1,635.00	17.33%
----------------------	--------	----------	-----------	--------

561.35 · Bereavement	0.00	164.75	-164.75	0.0%
----------------------	------	--------	---------	------

561.40 · Admin& General O.T. Wages	476.48	595.38	-118.90	80.03%
------------------------------------	--------	--------	---------	--------

561.45 · Standby Stipend	840.00	900.00	-60.00	93.33%
--------------------------	--------	--------	--------	--------

561.50 · Call Back Pay	234.40	152.15	82.25	154.06%	OK
------------------------	--------	--------	-------	---------	----

Total 561.00 · Salaries

	12,618.14	14,341.85	-1,723.71	87.98%
--	-----------	-----------	-----------	--------

562.00 · OFFICE SUPPLIES & OTHER EXPENSE

562.10 · PG&E/Utilities	219.56	250.00	-30.44	87.82%
-------------------------	--------	--------	--------	--------

562.15 · Telephone	175.96	166.67	9.29	105.57%
--------------------	--------	--------	------	---------

562.20 · Internet	129.95	137.92	-7.97	94.22%
-------------------	--------	--------	-------	--------

562.25 · Cell Phone	112.61	83.34	29.27	135.12%	Security Camera on plan
---------------------	--------	-------	-------	---------	-------------------------

562.30 · Pest Control	220.53	91.67	128.86	240.57%	Water Plant And office
-----------------------	--------	-------	--------	---------	------------------------

562.40 · Garbage	0.00	41.67	-41.67	0.0%
------------------	------	-------	--------	------

562.45 · Alarm	0.00	29.17	-29.17	0.0%
----------------	------	-------	--------	------

562.50 · Postage	147.66	283.34	-135.68	52.11%
------------------	--------	--------	---------	--------

562.55 · Office Supplies	637.99	291.67	346.32	218.74%	Envelopes
--------------------------	--------	--------	--------	---------	-----------

562.60 · Copy Equipment & Supplies	391.45	458.34	-66.89	85.41%
------------------------------------	--------	--------	--------	--------

562.65 · Office Equipment	0.00	20.84	-20.84	0.0%
---------------------------	------	-------	--------	------

562.70 · Dues,Subscriptions, Memberships	1,976.96	416.67	1,560.29	474.47%	Tyler Tec Annual Maintenance
--	----------	--------	----------	---------	------------------------------

Buckingham Park Water District
Profit & Loss Budget vs. Actual
November 2021

REVENUE LESS THAN 100%

EXPENSES GREATER THAN 125%

VARIANCES/NOTES

	Nov 21	Budget	\$ Over Budget	% of Budget	
562.75 · Lien Filing & Recording Fees	14.00	8.34	5.66	167.87%	1 Lien Release
562.80 · Software License and Support	200.00	166.67	33.33	120.0%	
562.85 · Bank Service Charges	0.00	291.67	-291.67	0.0%	
Total 562.00 · OFFICE SUPPLIES & OTHER EXPENSE	4,226.67	2,737.98	1,488.69	154.37%	
563.00 · CONTRACTUAL SERVICES					
563.10 · Auditor	0.00	900.00	-900.00	0.0%	
563.20 · County Counsel	0.00	166.67	-166.67	0.0%	
563.40 · LAFCO	0.00	125.00	-125.00	0.0%	
563.50 · County of Lake Collection Svcs	558.64	83.34	475.30	670.31%	Drying bed Disposal
Total 563.00 · CONTRACTUAL SERVICES	558.64	1,275.01	-716.37	43.82%	
564.00 · PROPERTY INS.,INJURIES& DAMAGES					
564.10 · Liability Insurance	1,504.32	1,416.67	87.65	106.19%	
Total 564.00 · PROPERTY INS.,INJURIES& DAMAGES	1,504.32	1,416.67	87.65	106.19%	
565.00 · EMPLOYEES RETIREMENT & BENEFITS					
565.10 · PERS Medical	2,929.44	4,000.00	-1,070.56	73.24%	
565.20 · PERS/ Pension/ Retirement	1,355.86	2,508.34	-1,152.48	54.05%	
565.30 · Payroll Taxes					
565.31 · FICA (Federal Ins.Contribution)	1,669.84	1,484.17	185.67	112.51%	
565.32 · SUI (State Unemployment Ins)	12.40	183.34	-170.94	6.76%	
Total 565.30 · Payroll Taxes	1,682.24	1,667.51	14.73	100.88%	
565.40 · Workers Comp Insurance	519.41	625.00	-105.59	83.11%	
Total 565.00 · EMPLOYEES RETIREMENT & BENEFITS	6,486.95	8,800.85	-2,313.90	73.71%	
568.00 · MAINTENANCE - GENERAL PLANT					
568.10 · Supplies	28.92	125.00	-96.08	23.14%	
Total 568.00 · MAINTENANCE - GENERAL PLANT	28.92	125.00	-96.08	23.14%	
569.00 · OTHER					
569.10 · Employee Uniforms	0.00	41.67	-41.67	0.0%	
569.20 · Seminar/Training Registration	-326.00	41.67	-367.67	-782.34%	
569.30 · Training-lodging,meals& mileage	1,676.73	50.00	1,626.73	3,353.46%	LG to Board Secretary Conference
569.40 · Mileage Expense	0.00	8.34	-8.34	0.0%	
569.45 · Outside Services	15.00	125.00	-110.00	12.0%	
Total 569.00 · OTHER	1,365.73	266.68	1,099.05	512.12%	
Total ADMINISTRATIVE & GENERAL	26,789.37	28,964.04	-2,174.67	92.49%	
CUSTOMER ACCOUNTS					
551.00 · SUPERVISION,METER READING&OTHER					
551.10 · Wages	504.43	353.69	150.74	142.62%	OK Varies
Total 551.00 · SUPERVISION,METER READING&OTHER	504.43	353.69	150.74	142.62%	
Total CUSTOMER ACCOUNTS	504.43	353.69	150.74	142.62%	
PUMPING					
521.00 · SUPERVISION, LABOR & EXPENSE					

Buckingham Park Water District
Profit & Loss Budget vs. Actual
November 2021

REVENUE LESS THAN 100%

VARIANCES/NOTES

EXPENSES GREATER THAN 125%

	Nov 21	Budget	\$ Over Budget	% of Budget	
521.10 · Wages	0.00	25.50	-25.50	0.0%	
521.20 · PG&E / Electricity	1,929.68	1,625.00	304.68	118.75%	
Total 521.00 · SUPERVISION, LABOR & EXPENSE	1,929.68	1,650.50	279.18	116.92%	
522.00 · MAINTENANCE,STRUCTURES & IMPROV					
522.10 · Outside Services	0.00	166.67	-166.67	0.0%	
522.20 · Supplies	0.00	8.34	-8.34	0.0%	
Total 522.00 · MAINTENANCE,STRUCTURES & IMPROV	0.00	175.01	-175.01	0.0%	
Total PUMPING	1,929.68	1,825.51	104.17	105.71%	
SOURCE OF SUPPLY					
511.00 · SUPERVISION, LABOR & EXPENSES					
511.10 · Wages	0.00	23.62	-23.62	0.0%	
511.20 · PG&E / Electricity	704.49	650.00	54.49	108.38%	
512.40 · Testing	219.00	472.09	-253.09	46.39%	
Total 511.00 · SUPERVISION, LABOR & EXPENSES	923.49	1,145.71	-222.22	80.6%	
512.00 · MAINTENANCE/STRUCTURES & IMPROV					
512.20 · Supplies	160.00	9.17	150.83	1,744.82%	Worng Code, Being Corrected
Total 512.00 · MAINTENANCE/STRUCTURES & IMPROV	160.00	9.17	150.83	1,744.82%	
Total SOURCE OF SUPPLY	1,083.49	1,154.88	-71.39	93.82%	
TRANSMISSION & DISTRIBUTION					
541.00 · SUPERVISION, LABOR & EXPENSES					
541.10 · Wages	1,303.88	1,685.85	-381.97	77.34%	
541.20 · PG&E / Electricity	232.49	250.00	-17.51	93.0%	
541.40 · Safety & Security	0.00	125.00	-125.00	0.0%	
541.50 · State Water Board Licensing	0.00	133.34	-133.34	0.0%	
541.60 · Mileage Expense	65.01	208.34	-143.33	31.2%	
541.70 · Testing	35.00	237.50	-202.50	14.74%	
541.75 · Propane	0.00	41.67	-41.67	0.0%	
Total 541.00 · SUPERVISION, LABOR & EXPENSES	1,636.38	2,681.70	-1,045.32	61.02%	
542.00 · MAINTENANCE,STRUCTURES & IMPROV					
542.50 · Maintenance Projects	1,675.00	1,250.00	425.00	134.0%	Drying Bed Cleanout
542.10 · Outside Services	259.00	166.67	92.33	155.4%	Costal Mnt. Elect.
542.20 · Supplies	242.94	83.34	159.60	291.51%	Tees and Valves for Leak Repairs
542.30 · Tools	0.00	166.67	-166.67	0.0%	
542.40 · Equipment Rental	0.00	29.00	-29.00	0.0%	
Total 542.00 · MAINTENANCE,STRUCTURES & IMPROV	2,176.94	1,695.68	481.26	128.38%	
Total TRANSMISSION & DISTRIBUTION	3,813.32	4,377.38	-564.06	87.11%	
WATER TREATMENT					
531.00 · SUPERVISION, LABOR & EXPENSE					
531.10 · Wages	7,401.54	6,955.62	445.92	106.41%	
531.15 · PG&E / Electricity	367.56	312.50	55.06	117.62%	

Buckingham Park Water District
Profit & Loss Budget vs. Actual
November 2021

REVENUE LESS THAN 100%

VARIANCES/NOTES

EXPENSES GREATER THAN 125%

	Nov 21	Budget	\$ Over Budget	% of Budget	
531.20 · Chemicals-PreChlor Sodium Hypo	227.14	333.34	-106.20	68.14%	
531.25 · Chemicals-PostChlor Sodium Hypo	260.76	416.67	-155.91	62.58%	
531.30 · Chemicals - Coagulant	636.34	666.67	-30.33	95.45%	
531.35 · Chemicals - Coagulant Aid	0.00	50.00	-50.00	0.0%	
531.40 · Testing - Lab	165.00	250.00	-85.00	66.0%	
531.45 · In Plant Test	0.00	175.00	-175.00	0.0%	
531.55 · State Water Board Licensing	0.00	133.34	-133.34	0.0%	
531.60 · CUPA Permit & other permits	0.00	125.00	-125.00	0.0%	
531.70 · Alarm	0.00	26.67	-26.67	0.0%	
531.75 · Propane	0.00	83.34	-83.34	0.0%	
Total 531.00 · SUPERVISION, LABOR & EXPENSE	9,058.34	9,528.15	-469.81	95.07%	
532.00 · MAINTENANCE,STRUCTURES & IMPROV					
532.10 · Outside Services	0.00	41.67	-41.67	0.0%	
532.20 · Supplies	264.40	125.00	139.40	211.52%	Wrong Code intered Being corrected
532.30 · Tools	0.00	50.00	-50.00	0.0%	
532.40 · Equipment Rental	0.00	87.50	-87.50	0.0%	
Total 532.00 · MAINTENANCE,STRUCTURES & IMPROV	264.40	304.17	-39.77	86.93%	
Total WATER TREATMENT	9,322.74	9,832.32	-509.58	94.82%	
Total Expense	43,443.03	46,507.82	-3,064.79	93.41%	
Net Ordinary Income	-1,899.68	-1,268.28	-631.40	149.78%	
Other Income/Expense					
Other Income					
NON-OPERATING REVENUE					
498.00 · OTHER NON-OPERATING REVENUES					
498.20 · Application Processing Fee	150.00	0.00	150.00	100.0%	
498.45 · CIP Reserve	10,465.00	10,465.00	0.00	100.0%	
Total 498.00 · OTHER NON-OPERATING REVENUES	10,615.00	10,465.00	150.00	101.43%	
Total NON-OPERATING REVENUE	10,615.00	10,465.00	150.00	101.43%	
Total Other Income	10,615.00	10,465.00	150.00	101.43%	
Other Expense					
590.00 · CAPITAL EXPENSES & MAJOR MAINT					
590.10 · SMALL CAPITAL PROJECTS	115.00	0.00	115.00	100.0%	
Total 590.00 · CAPITAL EXPENSES & MAJOR MAINT	115.00	0.00	115.00	100.0%	
Total Other Expense	115.00	0.00	115.00	100.0%	
Net Other Income	10,500.00	10,465.00	35.00	100.33%	
Net Income	8,600.32	9,196.72	-596.40	93.52%	

10:47 AM

01/17/22

Accrual Basis

**Buckingham Park Water District
Transaction Detail By Account
November 2021**

Type	Date	Num	Name	Memo	Amount
411.00 · WATER SALES					
411.10 · Residential					
Check	11/09/2021	2894	Janis Andre	Over Payment from Escrow	-21.45
General Journal	11/30/2021	47064	Water Sales	November 2021	7,509.50
General Journal	11/30/2021	47064	Water Sales	Customer refund overpayment escrow Novemb...	21.45
Total 411.10 · Residential					<u>7,509.50</u>
Total 411.00 · WATER SALES					<u>7,509.50</u>
TOTAL					<u><u>7,509.50</u></u>

10:47 AM

01/17/22

Accrual Basis

Buckingham Park Water District
Transaction Detail By Account
November 2021

<u>Type</u>	<u>Date</u>	<u>Num</u>	<u>Name</u>	<u>Memo</u>	<u>Amount</u>
411.00 · WATER SALES					
411.20 · Commercial					
General Journal	11/30/2021	47064	Water Sales	November 2021	145.45
Total 411.20 · Commercial					145.45
Total 411.00 · WATER SALES					145.45
TOTAL					145.45

12:51 PM

01/14/22

Accrual Basis

Buckingham Park Water District
Transaction Detail By Account
November 2021

Type	Date	Num	Name	Memo	Amount
ADMINISTRATIVE & GENERAL					
561.00 · Salaries					
561.20 · Paid Time Off					
Paycheck	11/12/2021	2884	Ahimsah O Wonderwheel	VOID:	0.00
Paycheck	11/12/2021	2885	Alan Mitchell		1,028.40
Paycheck	11/12/2021	2887	William A Rae		184.72
Paycheck	11/12/2021	2892	Ahimsah O Wonderwheel		79.38
Paycheck	11/24/2021	2913	William A Rae		184.72
Total 561.20 · Paid Time Off					1,477.22
Total 561.00 · Salaries					1,477.22
Total ADMINISTRATIVE & GENERAL					1,477.22
TOTAL					1,477.22

12:51 PM

01/14/22

Accrual Basis

Buckingham Park Water District
Transaction Detail By Account
November 2021

Type	Date	Num	Name	Memo	Amount
ADMINISTRATIVE & GENERAL					
561.00 · Salaries					
561.50 · Call Back Pay					
Paycheck	11/12/2021	2884	Ahimsah O Wonderwheel	VOID:	0.00
Paycheck	11/12/2021	2892	Ahimsah O Wonderwheel		105.84
Paycheck	11/24/2021	2910	Alan Mitchell		128.56
Total 561.50 · Call Back Pay					234.40
Total 561.00 · Salaries					234.40
Total ADMINISTRATIVE & GENERAL					234.40
TOTAL					234.40

12:52 PM
 01/14/22
 Accrual Basis

**Buckingham Park Water District
 Transaction Detail By Account
 November 2021**

Type	Date	Num	Name	Memo	Amount
ADMINISTRATIVE & GENERAL					
562.00 · OFFICE SUPPLIES & OTHER EXPENSE					
562.25 · Cell Phone					
Bill	11/10/2021	98918...	Verizon Wireless	October 2021 - November 2021	112.61
Total 562.25 · Cell Phone					<u>112.61</u>
Total 562.00 · OFFICE SUPPLIES & OTHER EXPENSE					<u>112.61</u>
Total ADMINISTRATIVE & GENERAL					<u>112.61</u>
TOTAL					<u><u>112.61</u></u>

12:52 PM

01/14/22

Accrual Basis

Buckingham Park Water District
Transaction Detail By Account
 November 2021

Type	Date	Num	Name	Memo	Amount
ADMINISTRATIVE & GENERAL					
562.00 · OFFICE SUPPLIES & OTHER EXPENSE					
562.30 · Pest Control					
Bill	11/18/2021	98100	California Extermina...		84.00
Bill	11/22/2021	98101	California Extermina...		84.00
Bill	11/22/2021	LC100...	Lake County Vector ...	LC10021 - 2022	52.53
Total 562.30 · Pest Control					220.53
Total 562.00 · OFFICE SUPPLIES & OTHER EXPENSE					220.53
Total ADMINISTRATIVE & GENERAL					220.53
TOTAL					220.53

12:53 PM

01/14/22

Accrual Basis

Buckingham Park Water District
Transaction Detail By Account
 November 2021

Type	Date	Num	Name	Memo	Amount
ADMINISTRATIVE & GENERAL					
562.00 · OFFICE SUPPLIES & OTHER EXPENSE					
562.55 · Office Supplies					
Bill	11/03/2021	20735...	Quill	Office Supplies	181.19
Bill	11/04/2021	20741...	Quill	Cables	64.32
Bill	11/09/2021	20836...	Quill	Envelopes	328.16
Bill	11/19/2021	21111...	Quill	Ipad charging cables	64.32
Total 562.55 · Office Supplies					637.99
Total 562.00 · OFFICE SUPPLIES & OTHER EXPENSE					637.99
Total ADMINISTRATIVE & GENERAL					637.99
TOTAL					637.99

12:54 PM

01/14/22

Accrual Basis

Buckingham Park Water District
Transaction Detail By Account
 November 2021

Type	Date	Num	Name	Memo	Amount
ADMINISTRATIVE & GENERAL					
562.00 · OFFICE SUPPLIES & OTHER EXPENSE					
562.70 · Dues,Subscriptions, Memberships					
Bill	11/01/2021	025-3...	Tyler Technologies, ...	Annual Maintenance 12/01/21 - 11/30/22	1,916.96
Bill	11/08/2021	Op. #...	State Water Resour...	Ahimsah Wonderwheel Operator Renewal for 2022	60.00
Total 562.70 · Dues,Subscriptions, Memberships					1,976.96
Total 562.00 · OFFICE SUPPLIES & OTHER EXPENSE					1,976.96
Total ADMINISTRATIVE & GENERAL					1,976.96
TOTAL					1,976.96

12:54 PM

01/14/22

Accrual Basis

Buckingham Park Water District
Transaction Detail By Account
 November 2021

Type	Date	Num	Name	Memo	Amount
ADMINISTRATIVE & GENERAL					
562.00 · OFFICE SUPPLIES & OTHER EXPENSE					
562.75 · Lien Filing & Recording Fees					
Check	11/15/2021		Lake County Record...	Lien Release for 044-251-03 - 3045 Southlake Drive	14.00
Total 562.75 · Lien Filing & Recording Fees					14.00
Total 562.00 · OFFICE SUPPLIES & OTHER EXPENSE					14.00
Total ADMINISTRATIVE & GENERAL					14.00
TOTAL					14.00

12:54 PM

01/14/22

Accrual Basis

Buckingham Park Water District
Transaction Detail By Account
November 2021

Type	Date	Num	Name	Memo	Amount
ADMINISTRATIVE & GENERAL					
563.00 · CONTRACTUAL SERVICES					
563.50 · County of Lake Collection Svcs					
Bill	11/13/2021	559778	Lake County Waste ...	Green Waste	18.50
Bill	11/22/2021	560467	Lake County Waste ...	Green Waste	18.50
Bill	11/30/2021	04-00...	Lake County Waste ...	Sludge disposal fee / drying bed	521.64
Total 563.50 · County of Lake Collection Svcs					558.64
Total 563.00 · CONTRACTUAL SERVICES					558.64
Total ADMINISTRATIVE & GENERAL					558.64
TOTAL					558.64

12:55 PM
01/14/22
Accrual Basis

Buckingham Park Water District
Transaction Detail By Account
November 2021

Type	Date	Num	Name	Memo	Amount
ADMINISTRATIVE & GENERAL					
569.00 · OTHER					
569.30 · Training-lodging,meals& mileage					
Bill	11/05/2021		Lori Gonzalez - Rei...	Travel, Meals for Board Secretary's Conference	740.32
Bill	11/15/2021	4866-...	US Bank	Board Secretary Conference Hotel	936.41
Total 569.30 · Training-lodging,meals& mileage					1,676.73
Total 569.00 · OTHER					1,676.73
Total ADMINISTRATIVE & GENERAL					1,676.73
TOTAL					1,676.73

12:55 PM
01/14/22
Accrual Basis

Buckingham Park Water District
Transaction Detail By Account
November 2021


Type	Date	Num	Name	Memo	Amount
CUSTOMER ACCOUNTS					
551.00 · SUPERVISION,METER READING&OTHER					
551.10 · Wages					
Paycheck	11/12/2021	2885	Alan Mitchell		342.80
Paycheck	11/12/2021	2887	William A Rae		161.63
Total 551.10 · Wages					504.43
Total 551.00 · SUPERVISION,METER READING&OTHER					504.43
Total CUSTOMER ACCOUNTS					504.43
TOTAL					504.43

12:55 PM
01/14/22
Accrual Basis

Buckingham Park Water District
Transaction Detail By Account
November 2021

Type	Date	Num	Name	Memo	Amount
SOURCE OF SUPPLY					
512.00 · MAINTENANCE/STRUCTURES & IMPROV					
512.20 · Supplies					
Bill	11/22/2021	11140...	Alpha Analytical Lab...	Source	160.00
Total 512.20 · Supplies					160.00
Total 512.00 · MAINTENANCE/STRUCTURES & IMPROV					160.00
Total SOURCE OF SUPPLY					160.00
TOTAL					160.00

Should Be #512.40



12:56 PM
 01/14/22
 Accrual Basis

**Buckingham Park Water District
 Transaction Detail By Account
 November 2021**

Type	Date	Num	Name	Memo	Amount
TRANSMISSION & DISTRIBUTION					
542.00 · MAINTENANCE,STRUCTURES & IMPROV					
542.50 · Maintenance Projects					
Bill	11/10/2021		Terri Lujan	Clean out Drying bed	1,675.00
Total 542.50 · Maintenance Projects					<u>1,675.00</u>
Total 542.00 · MAINTENANCE,STRUCTURES & IMPROV					<u>1,675.00</u>
Total TRANSMISSION & DISTRIBUTION					<u>1,675.00</u>
TOTAL					<u><u>1,675.00</u></u>

12:56 PM
 01/14/22
 Accrual Basis

**Buckingham Park Water District
 Transaction Detail By Account
 November 2021**

Type	Date	Num	Name	Memo	Amount
TRANSMISSION & DISTRIBUTION					
542.00 · MAINTENANCE,STRUCTURES & IMPROV					
542.10 · Outside Services					
Bill	11/10/2021	8415	Coastal Mountain El...	Troubleshoot Scada Controls	259.00
Total 542.10 · Outside Services					259.00
Total 542.00 · MAINTENANCE,STRUCTURES & IMPROV					259.00
Total TRANSMISSION & DISTRIBUTION					259.00
TOTAL					259.00

12:56 PM
 01/14/22
 Accrual Basis

**Buckingham Park Water District
 Transaction Detail By Account
 November 2021**

Type	Date	Num	Name	Memo	Amount
TRANSMISSION & DISTRIBUTION					
542.00 · MAINTENANCE,STRUCTURES & IMPROV					
542.20 · Supplies					
Bill	11/19/2021	02712...	Pace Supply	Tee's & Valves	207.94
Bill	11/24/2021	11152...	Alpha Analytical Lab...	3378 WLD	35.00
Total 542.20 · Supplies					242.94
Total 542.00 · MAINTENANCE,STRUCTURES & IMPROV					242.94
Total TRANSMISSION & DISTRIBUTION					242.94
TOTAL					242.94

12:57 PM
01/14/22
Accrual Basis

Buckingham Park Water District Transaction Detail By Account November 2021

Type	Date	Num	Name	Memo	Amount
WATER TREATMENT					
532.00 · MAINTENANCE,STRUCTURES & IMPROV					
532.20 · Supplies					
Bill	11/05/2021	02712...	Pace Supply	Fittings	144.40
Bill	11/22/2021	11140...	Alpha Analytical Lab...	Treatment	120.00
Total 532.20 · Supplies					264.40
Total 532.00 · MAINTENANCE,STRUCTURES & IMPROV					264.40
Total WATER TREATMENT					264.40
TOTAL					264.40

*Needs to be
Re-Entered
531.20*

12:47 PM
01/14/22
Accrual Basis

Buckingham Park Water District

Profit & Loss Budget vs. Actual
July through November 2021

	Jul - Nov 21	Budget	\$ Over Bud...	% of Budget
Ordinary Income/Expense				
Income				
411.00 · WATER SALES				
411.10 · Residential	111,568.59	134,068.28	-22,499.69	83.2%
411.20 · Commercial	1,931.26	1,276.53	654.73	151.3%
Total 411.00 · WATER SALES	113,499.85	135,344.81	-21,844.96	83.9%
421.00 · WATER SERVICES				
421.30 · Standby or Availability Charges	0.00	2,625.00	-2,625.00	0.0%
421.50 · Other				
421.51 · Residential Base Rate	167,654.48	166,827.06	827.42	100.5%
421.52 · Business Base Rate	1,489.60	1,489.56	0.04	100.0%
Total 421.50 · Other	169,144.08	168,316.62	827.46	100.5%
Total 421.00 · WATER SERVICES	169,144.08	170,941.62	-1,797.54	98.9%
Total Income	282,643.93	306,286.43	-23,642.50	92.3%
Gross Profit	282,643.93	306,286.43	-23,642.50	92.3%
Expense				
ADMINISTRATIVE & GENERAL				
561.00 · Salaries				
561.10 · Wages	46,748.72	48,182.68	-1,433.96	97.0%
561.20 · Paid Time Off	9,997.59	6,230.95	3,766.64	160.5%
561.25 · Sick Pay	708.01	3,623.10	-2,915.09	19.5%
561.30 · Holiday Pay	2,311.28	3,954.60	-1,643.32	58.4%
561.35 · Bereavement	0.00	826.75	-826.75	0.0%
561.40 · Admin& General O.T. Wages	1,907.76	3,274.64	-1,366.88	58.3%
561.45 · Standby Stipend	4,620.00	4,590.00	30.00	100.7%
561.50 · Call Back Pay	1,457.52	838.87	618.65	173.7%
Total 561.00 · Salaries	67,750.88	71,521.59	-3,770.71	94.7%
562.00 · OFFICE SUPPLIES & OTHER EXPENSE				
562.10 · PG&E/Utilities	1,179.54	1,250.00	-70.46	94.4%
562.15 · Telephone	900.81	833.31	67.50	108.1%
562.20 · Internet	649.75	689.56	-39.81	94.2%
562.25 · Cell Phone	508.49	416.62	91.87	122.1%
562.30 · Pest Control	556.53	458.31	98.22	121.4%
562.40 · Garbage	52.85	208.31	-155.46	25.4%
562.45 · Alarm	176.00	145.81	30.19	120.7%
562.50 · Postage	1,342.98	1,416.62	-73.64	94.8%
562.55 · Office Supplies	840.96	1,458.31	-617.35	57.7%
562.60 · Copy Equipment & Supplies	2,097.23	2,291.62	-194.39	91.5%
562.65 · Office Equipment	0.00	104.12	-104.12	0.0%
562.70 · Dues,Subscriptions, Memberships	2,837.83	2,083.31	754.52	136.2%
562.75 · Lien Filing & Recording Fees	14.00	41.62	-27.62	33.6%
562.80 · Software License and Support	889.00	833.31	55.69	106.7%
562.85 · Bank Service Charges	1,111.29	1,458.31	-347.02	76.2%
Total 562.00 · OFFICE SUPPLIES & OTHER EXPENSE	13,157.26	13,689.14	-531.88	96.1%
563.00 · CONTRACTUAL SERVICES				
563.10 · Auditor	9,750.00	4,500.00	5,250.00	216.7%
563.20 · County Counsel	0.00	833.31	-833.31	0.0%
563.40 · LAFCO	0.00	625.00	-625.00	0.0%
563.50 · County of Lake Collection Svcs	584.69	416.62	168.07	140.3%
Total 563.00 · CONTRACTUAL SERVICES	10,334.69	6,374.93	3,959.76	162.1%
564.00 · PROPERTY INS.,INJURIES& DAMAGES				
564.10 · Liability Insurance	6,017.28	7,083.31	-1,066.03	85.0%
Total 564.00 · PROPERTY INS.,INJURIES& DAMAGES	6,017.28	7,083.31	-1,066.03	85.0%
565.00 · EMPLOYEES RETIREMENT & BENEFITS				
565.10 · PERS Medical	14,647.20	20,000.00	-5,352.80	73.2%

12:47 PM
01/14/22
Accrual Basis

Buckingham Park Water District

Profit & Loss Budget vs. Actual
July through November 2021

	Jul - Nov 21	Budget	\$ Over Bud...	% of Budget
565.20 · PERS/ Pension/ Retirement	7,531.44	12,541.62	-5,010.18	60.1%
565.30 · Payroll Taxes				
565.31 · FICA (Federal Ins.Contribution)	10,956.00	7,420.81	3,535.19	147.6%
565.32 · SUI (State Unemployment Ins)	550.72	916.62	-365.90	60.1%
565.30 · Payroll Taxes - Other	119.14			
Total 565.30 · Payroll Taxes	11,625.86	8,337.43	3,288.43	139.4%
565.40 · Workers Comp Insurance	5,148.43	3,125.00	2,023.43	164.7%
Total 565.00 · EMPLOYEES RETIREMENT & BENEFITS	38,952.93	44,004.05	-5,051.12	88.5%
568.00 · MAINTENANCE - GENERAL PLANT				
568.10 · Supplies	550.89	625.00	-74.11	88.1%
Total 568.00 · MAINTENANCE - GENERAL PLANT	550.89	625.00	-74.11	88.1%
569.00 · OTHER				
569.10 · Employee Uniforms	113.90	208.31	-94.41	54.7%
569.20 · Seminar/Training Registration	824.00	208.31	615.69	395.6%
569.30 · Training-lodging,meals& mileage	2,887.16	250.00	2,637.16	1,154.9%
569.40 · Mileage Expense	0.00	41.62	-41.62	0.0%
569.45 · Outside Services	233.76	625.00	-391.24	37.4%
Total 569.00 · OTHER	4,058.82	1,333.24	2,725.58	304.4%
Total ADMINISTRATIVE & GENERAL	140,822.75	144,631.26	-3,808.51	97.4%
CUSTOMER ACCOUNTS				
551.00 · SUPERVISION,METER READING&OTHER				
551.10 · Wages	2,090.25	1,947.32	142.93	107.3%
Total 551.00 · SUPERVISION,METER READING&OTHER	2,090.25	1,947.32	142.93	107.3%
Total CUSTOMER ACCOUNTS	2,090.25	1,947.32	142.93	107.3%
PUMPING				
521.00 · SUPERVISION, LABOR & EXPENSE				
521.10 · Wages	0.00	127.50	-127.50	0.0%
521.20 · PG&E / Electricity	9,367.12	8,125.00	1,242.12	115.3%
Total 521.00 · SUPERVISION, LABOR & EXPENSE	9,367.12	8,252.50	1,114.62	113.5%
522.00 · MAINTENANCE,STRUCTURES & IMPROV				
522.10 · Outside Services	695.50	833.31	-137.81	83.5%
522.20 · Supplies	40.00	41.62	-1.62	96.1%
Total 522.00 · MAINTENANCE,STRUCTURES & IMPROV	735.50	874.93	-139.43	84.1%
Total PUMPING	10,102.62	9,127.43	975.19	110.7%
SOURCE OF SUPPLY				
511.00 · SUPERVISION, LABOR & EXPENSES				
511.10 · Wages	0.00	128.86	-128.86	0.0%
511.20 · PG&E / Electricity	3,419.76	3,250.00	169.76	105.2%
512.40 · Testing	4,464.00	2,360.37	2,103.63	189.1%
Total 511.00 · SUPERVISION, LABOR & EXPENSES	7,883.76	5,739.23	2,144.53	137.4%
512.00 · MAINTENANCE/STRUCTURES & IMPROV				
512.20 · Supplies	203.80	45.81	157.99	444.9%
Total 512.00 · MAINTENANCE/STRUCTURES & IMPROV	203.80	45.81	157.99	444.9%
Total SOURCE OF SUPPLY	8,087.56	5,785.04	2,302.52	139.8%
TRANSMISSION & DISTRIBUTION				
541.00 · SUPERVISION, LABOR & EXPENSES				
541.10 · Wages	9,381.23	9,272.13	109.10	101.2%
541.20 · PG&E / Electricity	1,058.72	1,250.00	-191.28	84.7%
541.30 · Parts & Meters	-88.09			
541.40 · Safety & Security	0.00	625.00	-625.00	0.0%

12:47 PM
01/14/22
Accrual Basis

Buckingham Park Water District

Profit & Loss Budget vs. Actual
July through November 2021

	Jul - Nov 21	Budget	\$ Over Bud...	% of Budget
541.50 · State Water Board Licensing	0.00	666.62	-666.62	0.0%
541.60 · Mileage Expense	628.13	1,139.98	-511.85	55.1%
541.70 · Testing	990.00	1,187.50	-197.50	83.4%
541.75 · Propane	521.40	208.31	313.09	250.3%
Total 541.00 · SUPERVISION, LABOR & EXPENSES	12,491.39	14,349.54	-1,858.15	87.1%
542.00 · MAINTENANCE,STRUCTURES & IMPROV				
542.50 · Maintenance Projects	15,854.30	6,250.00	9,604.30	253.7%
542.10 · Outside Services	793.61	833.31	-39.70	95.2%
542.20 · Supplies	1,428.15	416.62	1,011.53	342.8%
542.30 · Tools	590.08	833.31	-243.23	70.8%
542.40 · Equipment Rental	0.00	145.00	-145.00	0.0%
Total 542.00 · MAINTENANCE,STRUCTURES & IMPROV	18,666.14	8,478.24	10,187.90	220.2%
Total TRANSMISSION & DISTRIBUTION	31,157.53	22,827.78	8,329.75	136.5%
WATER TREATMENT				
531.00 · SUPERVISION, LABOR & EXPENSE				
531.10 · Wages	41,762.79	38,255.86	3,506.93	109.2%
531.15 · PG&E / Electricity	1,784.23	1,562.50	221.73	114.2%
531.20 · Chemicals-PreChlor Sodium Hypo	2,289.78	1,666.62	623.16	137.4%
531.25 · Chemicals-PostChlor Sodium Hypo	3,299.31	2,083.31	1,216.00	158.4%
531.30 · Chemicals - Coaglutent	4,783.49	3,333.31	1,450.18	143.5%
531.35 · Chemicals - Coagulent Aid	499.14	250.00	249.14	199.7%
531.40 · Testing - Lab	3,147.92	1,250.00	1,897.92	251.8%
531.45 · In Plant Test	507.03	875.00	-367.97	57.9%
531.55 · State Water Board Licensing	0.00	666.62	-666.62	0.0%
531.60 · CUPA Permit & other permits	1,522.36	625.00	897.36	243.6%
531.70 · Alarm	184.58	133.31	51.27	138.5%
531.75 · Propane	0.00	416.62	-416.62	0.0%
Total 531.00 · SUPERVISION, LABOR & EXPENSE	59,780.63	51,118.15	8,662.48	116.9%
532.00 · MAINTENANCE,STRUCTURES & IMPROV				
532.10 · Outside Services	177.52	208.31	-30.79	85.2%
532.20 · Supplies	704.56	625.00	79.56	112.7%
532.30 · Tools	225.00	250.00	-25.00	90.0%
532.40 · Equipment Rental	0.00	437.50	-437.50	0.0%
Total 532.00 · MAINTENANCE,STRUCTURES & IMPROV	1,107.08	1,520.81	-413.73	72.8%
Total WATER TREATMENT	60,887.71	52,638.96	8,248.75	115.7%
Total Expense	253,148.42	236,957.79	16,190.63	106.8%
Net Ordinary Income	29,495.51	69,328.64	-39,833.13	42.5%
Other Income/Expense				
Other Income				
NON-OPERATING REVENUE				
492.00 · INTEREST REVENUE				
492.20 · Bank/Investment Interest Receiv	1,381.27	0.00	1,381.27	100.0%
Total 492.00 · INTEREST REVENUE	1,381.27	0.00	1,381.27	100.0%
493.00 · TAXES & ASSESSMENTS	-17,806.59			
498.00 · OTHER NON-OPERATING REVENUES				
498.10 · LATE FEES & PENALTIES				
Backflow Assessments	-150.00			
Carrying Charges	840.00			
Total 498.10 · LATE FEES & PENALTIES	690.00			
498.15 · Resumption of Service Fee	125.00			
498.20 · Application Processing Fee	2,250.00			
498.25 · Liens	400.00			
498.30 · Returned Check Charge	70.00			
498.45 · CIP Reserve	52,233.00	52,325.00	-92.00	99.8%

12:47 PM
01/14/22
Accrual Basis

Buckingham Park Water District

Profit & Loss Budget vs. Actual
July through November 2021

	<u>Jul - Nov 21</u>	<u>Budget</u>	<u>\$ Over Bud...</u>	<u>% of Budget</u>
498.55 · Misc.				
Earned Discount	135.70			
498.55 · Misc. - Other	25.00			
Total 498.55 · Misc.	160.70			
Total 498.00 · OTHER NON-OPERATING REVENUES	55,928.70	52,325.00	3,603.70	106.9%
Total NON-OPERATING REVENUE	39,503.38	52,325.00	-12,821.62	75.5%
Total Other Income	39,503.38	52,325.00	-12,821.62	75.5%
Other Expense				
590.00 · CAPITAL EXPENSES & MAJOR MAINT				
590.10 · SMALL CAPITAL PROJECTS	575.00			
Total 590.00 · CAPITAL EXPENSES & MAJOR MAINT	575.00			
Total Other Expense	575.00			
Net Other Income	38,928.38	52,325.00	-13,396.62	74.4%
Net Income	<u>68,423.89</u>	<u>121,653.64</u>	<u>-53,229.75</u>	<u>56.2%</u>

Buckingham Park Water District
Profit & Loss Budget vs. Actual
July through November 2021

REVENUE LESS THAN 100%

VARIANCES/NOTES

EXPENSES GREATER THAN 125%

Ordinary Income/Expense

Income

411.00 · WATER SALES

411.10 · Residential 111,568.59 134,068.28 -22,499.69 83.22% Based off last years Numbers

411.20 · Commercial 1,931.26 1,276.53 654.73 151.29%

Total 411.00 · WATER SALES 113,499.85 135,344.81 -21,844.96 83.86%

421.00 · WATER SERVICES

421.30 · Standby or Availability Charges 0.00 2,625.00 -2,625.00 0.0% Shoulb only be for July

421.50 · Other

421.51 · Residential Base Rate 167,654.48 166,827.06 827.42 100.5%

421.52 · Business Base Rate 1,489.60 1,489.56 0.04 100.0%

Total 421.50 · Other 169,144.08 168,316.62 827.46 100.49%

Total 421.00 · WATER SERVICES 169,144.08 170,941.62 -1,797.54 98.95%

Total Income 282,643.93 306,286.43 -23,642.50 92.28%

Gross Profit 282,643.93 306,286.43 -23,642.50 92.28%

Expense

ADMINISTRATIVE & GENERAL

561.00 · Salaries

561.10 · Wages 46,748.72 48,182.68 -1,433.96 97.02%

561.20 · Paid Time Off 9,997.59 6,230.95 3,766.64 160.45% Approved PTO

561.25 · Sick Pay 708.01 3,623.10 -2,915.09 19.54%

561.30 · Holiday Pay 2,311.28 3,954.60 -1,643.32 58.45%

561.35 · Bereavement 0.00 826.75 -826.75 0.0%

561.40 · Admin & General O.T. Wages 1,907.76 3,274.64 -1,366.88 58.26%

561.45 · Standby Stipend 4,620.00 4,590.00 30.00 100.65%

561.50 · Call Back Pay 1,457.52 838.87 618.65 173.75% Varoious Call back for plant

Total 561.00 · Salaries 67,750.88 71,521.59 -3,770.71 94.73%

562.00 · OFFICE SUPPLIES & OTHER EXPENSE

562.10 · PG&E/Utilities 1,179.54 1,250.00 -70.46 94.36%

562.15 · Telephone 900.81 833.31 67.50 108.1%

562.20 · Internet 649.75 689.56 -39.81 94.23%

562.25 · Cell Phone 508.49 416.62 91.87 122.05%

562.30 · Pest Control 556.53 458.31 98.22 121.43%

562.40 · Garbage 52.85 208.31 -155.46 25.37%

562.45 · Alarm 176.00 145.81 30.19 120.71%

562.50 · Postage 1,342.98 1,416.62 -73.64 94.8%

562.55 · Office Supplies 840.96 1,458.31 -617.35 57.67%

562.60 · Copy Equipment & Supplies 2,097.23 2,291.62 -194.39 91.52%

562.65 · Office Equipment 0.00 104.12 -104.12 0.0%

562.70 · Dues,Subscriptions, Memberships 2,837.83 2,083.31 754.52 136.22% Emergency intake permitting

Buckingham Park Water District
Profit & Loss Budget vs. Actual
July through November 2021

REVENUE LESS THAN 100%

VARIANCES/NOTES

EXPENSES GREATER THAN 125%

	Jul - Nov 21	Budget	\$ Over Budget	% of Budget	
562.75 · Lien Filing & Recording Fees	14.00	41.62	-27.62	33.64%	
562.80 · Software License and Support	889.00	833.31	55.69	106.68%	
562.85 · Bank Service Charges	1,111.29	1,458.31	-347.02	76.2%	
Total 562.00 · OFFICE SUPPLIES & OTHER EXPENSE	13,157.26	13,689.14	-531.88	96.12%	
563.00 · CONTRACTUAL SERVICES					
563.10 · Auditor	9,750.00	4,500.00	5,250.00	216.67%	Audit PMNT for FY 2020 Audit
563.20 · County Counsel	0.00	833.31	-833.31	0.0%	
563.40 · LAFCO	0.00	625.00	-625.00	0.0%	
563.50 · County of Lake Collection Svcs	584.69	416.62	168.07	140.34%	Drying Bed Disposal Fee
Total 563.00 · CONTRACTUAL SERVICES	10,334.69	6,374.93	3,959.76	162.12%	
564.00 · PROPERTY INS.,INJURIES& DAMAGES					
564.10 · Liability Insurance	6,017.28	7,083.31	-1,066.03	84.95%	
Total 564.00 · PROPERTY INS.,INJURIES& DAMAGES	6,017.28	7,083.31	-1,066.03	84.95%	
565.00 · EMPLOYEES RETIREMENT & BENEFITS					
565.10 · PERS Medical	14,647.20	20,000.00	-5,352.80	73.24%	
565.20 · PERS/ Pension/ Retirement	7,531.44	12,541.62	-5,010.18	60.05%	
565.30 · Payroll Taxes					
565.31 · FICA (Federal Ins.Contribution)	10,956.00	7,420.81	3,535.19	147.64%	US Treasury
565.32 · SUI (State Unemployment Ins)	550.72	916.62	-365.90	60.08%	
565.30 · Payroll Taxes - Other	119.14				
Total 565.30 · Payroll Taxes	11,625.86	8,337.43	3,288.43	139.44%	
565.40 · Workers Comp Insurance	5,148.43	3,125.00	2,023.43	164.75%	Annual Adjustment
Total 565.00 · EMPLOYEES RETIREMENT & BENEFITS	38,952.93	44,004.05	-5,051.12	88.52%	
568.00 · MAINTENANCE - GENERAL PLANT					
568.10 · Supplies	550.89	625.00	-74.11	88.14%	
Total 568.00 · MAINTENANCE - GENERAL PLANT	550.89	625.00	-74.11	88.14%	
569.00 · OTHER					
569.10 · Employee Uniforms	113.90	208.31	-94.41	54.68%	
569.20 · Seminar/Training Registration	824.00	208.31	615.69	395.56%	AW/LG to confrences
569.30 · Training-lodging,meals& mileage	2,887.16	250.00	2,637.16	1,154.86%	AW/LG to confrences
569.40 · Mileage Expense	0.00	41.62	-41.62	0.0%	
569.45 · Outside Services	233.76	625.00	-391.24	37.4%	
Total 569.00 · OTHER	4,058.82	1,333.24	2,725.58	304.43%	
Total ADMINISTRATIVE & GENERAL	140,822.75	144,631.26	-3,808.51	97.37%	
CUSTOMER ACCOUNTS					
551.00 · SUPERVISION,METER READING&OTHER					
551.10 · Wages	2,090.25	1,947.32	142.93	107.34%	
Total 551.00 · SUPERVISION,METER READING&OTHER	2,090.25	1,947.32	142.93	107.34%	
Total CUSTOMER ACCOUNTS	2,090.25	1,947.32	142.93	107.34%	
PUMPING					

Buckingham Park Water District
Profit & Loss Budget vs. Actual
July through November 2021

REVENUE LESS THAN 100%

VARIANCES/NOTES

EXPENSES GREATER THAN 125%

	Jul - Nov 21	Budget	\$ Over Budget	% of Budget	
521.00 · SUPERVISION, LABOR & EXPENSE					
521.10 · Wages	0.00	127.50	-127.50	0.0%	
521.20 · PG&E / Electricity	9,367.12	8,125.00	1,242.12	115.29%	
Total 521.00 · SUPERVISION, LABOR & EXPENSE	9,367.12	8,252.50	1,114.62	113.51%	
522.00 · MAINTENANCE,STRUCTURES & IMPROV					
522.10 · Outside Services	695.50	833.31	-137.81	83.46%	
522.20 · Supplies	40.00	41.62	-1.62	96.11%	
Total 522.00 · MAINTENANCE,STRUCTURES & IMPROV	735.50	874.93	-139.43	84.06%	
Total PUMPING	10,102.62	9,127.43	975.19	110.68%	
SOURCE OF SUPPLY					
511.00 · SUPERVISION, LABOR & EXPENSES					
511.10 · Wages	0.00	128.86	-128.86	0.0%	
511.20 · PG&E / Electricity	3,419.76	3,250.00	169.76	105.22%	
512.40 · Testing	4,464.00	2,360.37	2,103.63	189.12%	Required Microcysten testing
Total 511.00 · SUPERVISION, LABOR & EXPENSES	7,883.76	5,739.23	2,144.53	137.37%	
512.00 · MAINTENANCE/STRUCTURES & IMPROV					
512.20 · Supplies	203.80	45.81	157.99	444.88%	Coded wrong Being Corrected
Total 512.00 · MAINTENANCE/STRUCTURES & IMPROV	203.80	45.81	157.99	444.88%	
Total SOURCE OF SUPPLY	8,087.56	5,785.04	2,302.52	139.8%	
TRANSMISSION & DISTRIBUTION					
541.00 · SUPERVISION, LABOR & EXPENSES					
541.10 · Wages	9,381.23	9,272.13	109.10	101.18%	
541.20 · PG&E / Electricity	1,058.72	1,250.00	-191.28	84.7%	
541.30 · Parts & Meters	-88.09				
541.40 · Safety & Security	0.00	625.00	-625.00	0.0%	
541.50 · State Water Board Licensing	0.00	666.62	-666.62	0.0%	
541.60 · Mileage Expense	628.13	1,139.98	-511.85	55.1%	
541.70 · Testing	990.00	1,187.50	-197.50	83.37%	
541.75 · Propane	521.40	208.31	313.09	250.3%	Tank site #1 Propne filled
Total 541.00 · SUPERVISION, LABOR & EXPENSES	12,491.39	14,349.54	-1,858.15	87.05%	
542.00 · MAINTENANCE,STRUCTURES & IMPROV					
542.50 · Maintenance Projects	15,854.30	6,250.00	9,604.30	253.67%	Aqua Sierra work on PLC
542.10 · Outside Services	793.61	833.31	-39.70	95.24%	
542.20 · Supplies	1,428.15	416.62	1,011.53	342.79%	Valves and tees for leak reparies
542.30 · Tools	590.08	833.31	-243.23	70.81%	
542.40 · Equipment Rental	0.00	145.00	-145.00	0.0%	
Total 542.00 · MAINTENANCE,STRUCTURES & IMPROV	18,666.14	8,478.24	10,187.90	220.17%	
Total TRANSMISSION & DISTRIBUTION	31,157.53	22,827.78	8,329.75	136.49%	
WATER TREATMENT					
531.00 · SUPERVISION, LABOR & EXPENSE					

Buckingham Park Water District
Profit & Loss Budget vs. Actual
July through November 2021

REVENUE LESS THAN 100%

VARIANCES/NOTES

EXPENSES GREATER THAN 125%

	Jul - Nov 21	Budget	\$ Over Budget	% of Budget	
531.10 · Wages	41,762.79	38,255.86	3,506.93	109.17%	
531.15 · PG&E / Electricity	1,784.23	1,562.50	221.73	114.19%	
531.20 · Chemicals-PreChlor Sodium Hypo	2,289.78	1,666.62	623.16	137.39%	Price increase
531.25 · Chemicals-PostChlor Sodium Hypo	3,299.31	2,083.31	1,216.00	158.37%	Price increase
531.30 · Chemicals - Coagulant	4,783.49	3,333.31	1,450.18	143.51%	High demand do to increased organitics in water
531.35 · Chemicals - Coagulent Aid	499.14	250.00	249.14	199.66%	High demand do to increased organitics in water
531.40 · Testing - Lab	3,147.92	1,250.00	1,897.92	251.83%	Required Microcystin testing
531.45 · In Plant Test	507.03	875.00	-367.97	57.95%	
531.55 · State Water Board Licensing	0.00	666.62	-666.62	0.0%	
531.60 · CUPA Permit & other permits	1,522.36	625.00	897.36	243.58%	leak repair permits
531.70 · Alarm	184.58	133.31	51.27	138.46%	Batery for alarm system
531.75 · Propane	0.00	416.62	-416.62	0.0%	
Total 531.00 · SUPERVISION, LABOR & EXPENSE	59,780.63	51,118.15	8,662.48	116.95%	
532.00 · MAINTENANCE,STRUCTURES & IMPROV					
532.10 · Outside Services	177.52	208.31	-30.79	85.22%	
532.20 · Supplies	704.56	625.00	79.56	112.73%	
532.30 · Tools	225.00	250.00	-25.00	90.0%	
532.40 · Equipment Rental	0.00	437.50	-437.50	0.0%	
Total 532.00 · MAINTENANCE,STRUCTURES & IMPROV	1,107.08	1,520.81	-413.73	72.8%	
Total WATER TREATMENT	60,887.71	52,638.96	8,248.75	115.67%	
Total Expense	253,148.42	236,957.79	16,190.63	106.83%	
Net Ordinary Income	29,495.51	69,328.64	-39,833.13	42.54%	
Other Income/Expense					
Other Income					
NON-OPERATING REVENUE					
492.00 · INTEREST REVENUE					
492.20 · Bank/Investment Interest Receiv	1,381.27	0.00	1,381.27	100.0%	
Total 492.00 · INTEREST REVENUE	1,381.27	0.00	1,381.27	100.0%	
493.00 · TAXES & ASSESSMENTS	-17,806.59	0.00	-17,806.59	100.0%	
498.00 · OTHER NON-OPERATING REVENUES					
498.10 · LATE FEES & PENALTIES					
Backflow Assessments	-150.00	0.00	-150.00	100.0%	
Carrying Charges	840.00	0.00	840.00	100.0%	
Total 498.10 · LATE FEES & PENALTIES	690.00	0.00	690.00	100.0%	
498.15 · Resumption of Service Fee	125.00	0.00	125.00	100.0%	
498.20 · Application Processing Fee	2,250.00	0.00	2,250.00	100.0%	
498.25 · Liens	400.00	0.00	400.00	100.0%	
498.30 · Returned Check Charge	70.00	0.00	70.00	100.0%	
498.45 · CIP Reserve	52,233.00	52,325.00	-92.00	99.82%	OK
498.55 · Misc.					

Buckingham Park Water District
 Profit & Loss Budget vs. Actual
 July through November 2021

REVENUE LESS THAN 100%

VARIANCES/NOTES

EXPENSES GREATER THAN 125%	Jul - Nov 21	Budget	\$ Over Budget	% of Budget
Earned Discount	135.70	0.00	135.70	100.0%
498.55 · Misc. - Other	25.00	0.00	25.00	100.0%
Total 498.55 · Misc.	160.70	0.00	160.70	100.0%
Total 498.00 · OTHER NON-OPERATING REVENUES	55,928.70	52,325.00	3,603.70	106.89%
Total NON-OPERATING REVENUE	39,503.38	52,325.00	-12,821.62	75.5%
Total Other Income	39,503.38	52,325.00	-12,821.62	75.5%
Other Expense				
590.00 · CAPITAL EXPENSES & MAJOR MAINT				
590.10 · SMALL CAPITAL PROJECTS	575.00	0.00	575.00	100.0%
Total 590.00 · CAPITAL EXPENSES & MAJOR MAINT	575.00	0.00	575.00	100.0%
Total Other Expense	575.00	0.00	575.00	100.0%
Net Other Income	38,928.38	52,325.00	-13,396.62	74.4%
Net Income	68,423.89	121,653.64	-53,229.75	56.25%

12:59 PM

01/14/22

Accrual Basis

Buckingham Park Water District
Transaction Detail By Account
 July through November 2021

Type	Date	Num	Name	Memo	Amount
411.00 · WATER SALES					
411.10 · Residential					
General Journal	07/31/2021	47024	Water Sales	July 2021	30,798.10
General Journal	08/31/2021	47034	Water Sales	August 2021	29,767.14
General Journal	09/30/2021	47046	Water Sales	September 2021	27,607.29
General Journal	10/31/2021	47053	Water Sales	October 2021	15,886.56
Check	11/09/2021	2894	Janis Andre	Over Payment from Escrow	-21.45
General Journal	11/30/2021	47064	Water Sales	November 2021	7,509.50
General Journal	11/30/2021	47064	Water Sales	Customer refund overpayment escrow November 2021	21.45
Total 411.10 · Residential					111,568.59
Total 411.00 · WATER SALES					111,568.59
TOTAL					111,568.59

1:00 PM
 01/14/22
 Accrual Basis

**Buckingham Park Water District
 Transaction Detail By Account
 July through November 2021**

Type	Date	Num	Name	Memo	Amount
ADMINISTRATIVE & GENERAL					
561.00 · Salaries					
561.20 · Paid Time Off					
Paycheck	07/09/2021	2681	Lori A Gonzalez		178.88
Paycheck	07/09/2021	2679	Ahimsah O Wonderwheel		846.72
Paycheck	07/23/2021	2698	Ahimsah O Wonderwheel	VOID:	0.00
Paycheck	07/23/2021	2701	William A Rae	VOID:	0.00
Paycheck	07/23/2021	2707	Ahimsah O Wonderwheel		1,128.96
Paycheck	07/23/2021	2709	William A Rae		65.97
Paycheck	08/06/2021	2724	Ahimsah O Wonderwheel		282.24
Paycheck	08/06/2021	2728	William A Rae		11.00
Paycheck	08/20/2021	2744	Ahimsah O Wonderwheel		35.28
Paycheck	08/20/2021	2745	Alan Mitchell		353.51
Paycheck	09/03/2021	2771	Lori A Gonzalez		5.59
Paycheck	09/17/2021	2795	Alan Mitchell		10.71
Paycheck	09/17/2021	2797	William A Rae		121.22
Paycheck	10/01/2021	2821	Lori A Gonzalez		715.52
Paycheck	10/15/2021	2844	Ahimsah O Wonderwheel		564.48
Paycheck	10/15/2021	2845	Alan Mitchell		1,714.00
Paycheck	10/15/2021	2847	William A Rae		23.09
Paycheck	10/29/2021	2865	Ahimsah O Wonderwheel		564.48
Paycheck	10/29/2021	2866	Alan Mitchell		1,714.00
Paycheck	10/29/2021	2868	William A Rae		184.72
Paycheck	11/12/2021	2884	Ahimsah O Wonderwheel	VOID:	0.00
Paycheck	11/12/2021	2885	Alan Mitchell		1,028.40
Paycheck	11/12/2021	2887	William A Rae		184.72
Paycheck	11/12/2021	2892	Ahimsah O Wonderwheel		79.38
Paycheck	11/24/2021	2913	William A Rae		184.72
Total 561.20 · Paid Time Off					9,997.59
Total 561.00 · Salaries					9,997.59
Total ADMINISTRATIVE & GENERAL					9,997.59
TOTAL					9,997.59

Buckingham Park Water District
Transaction Detail By Account
 July through November 2021

1:00 PM

01/14/22

Accrual Basis

Type	Date	Num	Name	Memo	Amount
ADMINISTRATIVE & GENERAL					
561.00 · Salaries					
561.50 · Call Back Pay					
Paycheck	07/09/2021	2680	Alan Mitchell	VOID: Standby not on check	0.00
Paycheck	07/09/2021	2683	William A Rae	VOID:cust acct wage not updated to 2...	0.00
Paycheck	07/09/2021	2684	Alan Mitchell		128.56
Paycheck	07/09/2021	2685	William A Rae		131.96
Paycheck	07/23/2021	2699	Alan Mitchell	VOID:	0.00
Paycheck	07/23/2021	2708	Alan Mitchell	VOID:	0.00
Paycheck	07/23/2021	2722	Alan Mitchell		128.56
Paycheck	08/06/2021	2728	William A Rae		65.98
Paycheck	09/03/2021	2773	William A Rae		69.28
Paycheck	09/17/2021	2795	Alan Mitchell		128.56
Paycheck	09/17/2021	2797	William A Rae		164.54
Paycheck	10/15/2021	2845	Alan Mitchell		128.56
Paycheck	10/15/2021	2847	William A Rae		69.28
Paycheck	10/29/2021	2868	William A Rae		207.84
Paycheck	11/12/2021	2884	Ahimsah O Wonderwheel	VOID:	0.00
Paycheck	11/12/2021	2892	Ahimsah O Wonderwheel		105.84
Paycheck	11/24/2021	2910	Alan Mitchell		128.56
Total 561.50 · Call Back Pay					1,457.52
Total 561.00 · Salaries					1,457.52
Total ADMINISTRATIVE & GENERAL					1,457.52
TOTAL					1,457.52

1:02 PM
 01/14/22
 Accrual Basis

**Buckingham Park Water District
 Transaction Detail By Account
 July through November 2021**

Type	Date	Num	Name	Memo	Amount
ADMINISTRATIVE & GENERAL					
562.00 · OFFICE SUPPLIES & OTHER EXPENSE					
562.70 · Dues,Subscriptions, Memberships					
Bill	07/20/2021	10407...	USA North 811	Annual Fee 2020	150.00
Bill	08/03/2021	Will Rae	Wine Country Water Works	Annual Membership	30.00
Bill	08/04/2021	48405...	Capital One Trade Credit	Annual Membership	39.99
Bill	09/15/2021	4866-...	US Bank		215.88
Check	09/27/2021	2818	County Of Lake Dept Of W...	Emergency Water Intake	425.00
Bill	11/01/2021	025-3...	Tyler Technologies, Inc.	Annual Maintenance 12/01/21 - 11/30/22	1,916.96
Bill	11/08/2021	Op. #...	State Water Resources Co...	Ahimsah Wonderwheel Operator Renewal for 2022	60.00
Total 562.70 · Dues,Subscriptions, Memberships					<u>2,837.83</u>
Total 562.00 · OFFICE SUPPLIES & OTHER EXPENSE					<u>2,837.83</u>
Total ADMINISTRATIVE & GENERAL					<u>2,837.83</u>
TOTAL					<u><u>2,837.83</u></u>

1:02 PM
 01/14/22
 Accrual Basis

**Buckingham Park Water District
 Transaction Detail By Account
 July through November 2021**

Type	Date	Num	Name	Memo	Amount
ADMINISTRATIVE & GENERAL					
563.00 · CONTRACTUAL SERVICES					
563.10 · Auditor					
Bill	07/30/2021	10291	Stroub Thompson Noble, L...	Audit for Fiscal year June 30, 2020	9,750.00
Total 563.10 · Auditor					9,750.00
Total 563.00 · CONTRACTUAL SERVICES					9,750.00
Total ADMINISTRATIVE & GENERAL					9,750.00
TOTAL					9,750.00

1:02 PM

01/14/22

Accrual Basis

**Buckingham Park Water District
Transaction Detail By Account
July through November 2021**

Type	Date	Num	Name	Memo	Amount
ADMINISTRATIVE & GENERAL					
563.00 · CONTRACTUAL SERVICES					
563.50 · County of Lake Collection Svcs					
Bill	10/21/2021	555911	Lake County Waste Solutio...	PO #2395 - Disposal of beach trash	26.05
Bill	11/13/2021	559778	Lake County Waste Solutio...	Green Waste	18.50
Bill	11/22/2021	560467	Lake County Waste Solutio...	Green Waste	18.50
Bill	11/30/2021	04-00...	Lake County Waste Solutio...	Sludge disposal fee / drying bed	521.64
Total 563.50 · County of Lake Collection Svcs					584.69
Total 563.00 · CONTRACTUAL SERVICES					584.69
Total ADMINISTRATIVE & GENERAL					584.69
TOTAL					584.69

1:03 PM

01/14/22

Accrual Basis

**Buckingham Park Water District
Transaction Detail By Account
July through November 2021**

Type	Date	Num	Name	Memo	Amount
ADMINISTRATIVE & GENERAL					
565.00 · EMPLOYEES RETIREMENT & BENEFITS					
565.30 · Payroll Taxes					
565.31 · FICA (Federal Ins.Contribution)					
Paycheck	07/09/2021	2680	Alan Mitchell	VOID: Standby not on check	0.00
Paycheck	07/09/2021	2680	Alan Mitchell	VOID: Standby not on check	0.00
Paycheck	07/09/2021	2680	Alan Mitchell	VOID: Standby not on check	0.00
Paycheck	07/09/2021	2680	Alan Mitchell	VOID: Standby not on check	0.00
Paycheck	07/09/2021	2680	Alan Mitchell	VOID: Standby not on check	0.00
Paycheck	07/09/2021	2680	Alan Mitchell	VOID: Standby not on check	0.00
Paycheck	07/09/2021	2680	Alan Mitchell	VOID: Standby not on check	0.00
Paycheck	07/09/2021	2680	Alan Mitchell	VOID: Standby not on check	0.00
Paycheck	07/09/2021	2681	Lori A Gonzalez		97.39
Paycheck	07/09/2021	2681	Lori A Gonzalez		6.58
Paycheck	07/09/2021	2681	Lori A Gonzalez		11.09
Paycheck	07/09/2021	2681	Lori A Gonzalez		22.78
Paycheck	07/09/2021	2681	Lori A Gonzalez		1.54
Paycheck	07/09/2021	2681	Lori A Gonzalez		2.59
Paycheck	07/09/2021	2682	Nakia D Foskett		11.16
Paycheck	07/09/2021	2682	Nakia D Foskett		2.61
Paycheck	07/09/2021	2683	William A Rae	VOID:cust acct wage not updated to 21.99	0.00
Paycheck	07/09/2021	2683	William A Rae	VOID:cust acct wage not updated to 21.99	0.00
Paycheck	07/09/2021	2683	William A Rae	VOID:cust acct wage not updated to 21.99	0.00
Paycheck	07/09/2021	2683	William A Rae	VOID:cust acct wage not updated to 21.99	0.00
Paycheck	07/09/2021	2683	William A Rae	VOID:cust acct wage not updated to 21.99	0.00
Paycheck	07/09/2021	2683	William A Rae	VOID:cust acct wage not updated to 21.99	0.00
Paycheck	07/09/2021	2683	William A Rae	VOID:cust acct wage not updated to 21.99	0.00
Paycheck	07/09/2021	2683	William A Rae	VOID:cust acct wage not updated to 21.99	0.00
Paycheck	07/09/2021	2683	William A Rae	VOID:cust acct wage not updated to 21.99	0.00
Paycheck	07/09/2021	2683	William A Rae	VOID:cust acct wage not updated to 21.99	0.00
Paycheck	07/09/2021	2679	Ahimsah O Wonderwheel		131.51
Paycheck	07/09/2021	2679	Ahimsah O Wonderwheel		52.50
Paycheck	07/09/2021	2679	Ahimsah O Wonderwheel		30.75
Paycheck	07/09/2021	2679	Ahimsah O Wonderwheel		12.28
Paycheck	07/09/2021	2684	Alan Mitchell		173.02
Paycheck	07/09/2021	2684	Alan Mitchell		13.28
Paycheck	07/09/2021	2684	Alan Mitchell		7.97
Paycheck	07/09/2021	2684	Alan Mitchell		26.57
Paycheck	07/09/2021	2684	Alan Mitchell		13.02
Paycheck	07/09/2021	2684	Alan Mitchell		40.47
Paycheck	07/09/2021	2684	Alan Mitchell		3.11
Paycheck	07/09/2021	2684	Alan Mitchell		1.86
Paycheck	07/09/2021	2684	Alan Mitchell		6.21
Paycheck	07/09/2021	2684	Alan Mitchell		3.04
Paycheck	07/09/2021	2685	William A Rae		69.70
Paycheck	07/09/2021	2685	William A Rae		16.36
Paycheck	07/09/2021	2685	William A Rae		8.18
Paycheck	07/09/2021	2685	William A Rae		10.91
Paycheck	07/09/2021	2685	William A Rae		13.63

1:03 PM

01/14/22

Accrual Basis

**Buckingham Park Water District
Transaction Detail By Account
July through November 2021**

Type	Date	Num	Name	Memo	Amount
Paycheck	07/09/2021	2685	William A Rae		13.02
Paycheck	07/09/2021	2685	William A Rae		16.30
Paycheck	07/09/2021	2685	William A Rae		3.83
Paycheck	07/09/2021	2685	William A Rae		1.91
Paycheck	07/09/2021	2685	William A Rae		2.55
Paycheck	07/09/2021	2685	William A Rae		3.19
Paycheck	07/09/2021	2685	William A Rae		3.05
Paycheck	07/23/2021	2698	Ahimsah O Wonderwheel	VOID:	0.00
Paycheck	07/23/2021	2698	Ahimsah O Wonderwheel	VOID:	0.00
Paycheck	07/23/2021	2698	Ahimsah O Wonderwheel	VOID:	0.00
Paycheck	07/23/2021	2698	Ahimsah O Wonderwheel	VOID:	0.00
Paycheck	07/23/2021	2698	Ahimsah O Wonderwheel	VOID:	0.00
Paycheck	07/23/2021	2698	Ahimsah O Wonderwheel	VOID:	0.00
Paycheck	07/23/2021	2699	Alan Mitchell	VOID:	0.00
Paycheck	07/23/2021	2699	Alan Mitchell	VOID:	0.00
Paycheck	07/23/2021	2699	Alan Mitchell	VOID:	0.00
Paycheck	07/23/2021	2699	Alan Mitchell	VOID:	0.00
Paycheck	07/23/2021	2699	Alan Mitchell	VOID:	0.00
Paycheck	07/23/2021	2699	Alan Mitchell	VOID:	0.00
Paycheck	07/23/2021	2699	Alan Mitchell	VOID:	0.00
Paycheck	07/23/2021	2699	Alan Mitchell	VOID:	0.00
Paycheck	07/23/2021	2699	Alan Mitchell	VOID:	0.00
Paycheck	07/23/2021	2699	Alan Mitchell	VOID:	0.00
Paycheck	07/23/2021	2699	Alan Mitchell	VOID:	0.00
Paycheck	07/23/2021	2699	Alan Mitchell	VOID:	0.00
Paycheck	07/23/2021	2699	Alan Mitchell	VOID:	0.00
Paycheck	07/23/2021	2700	Lori A Gonzalez		114.54
Paycheck	07/23/2021	2700	Lori A Gonzalez		26.79
Paycheck	07/23/2021	2701	William A Rae	VOID:	0.00
Paycheck	07/23/2021	2701	William A Rae	VOID:	0.00
Paycheck	07/23/2021	2701	William A Rae	VOID:	0.00
Paycheck	07/23/2021	2701	William A Rae	VOID:	0.00
Paycheck	07/23/2021	2701	William A Rae	VOID:	0.00
Paycheck	07/23/2021	2701	William A Rae	VOID:	0.00
Paycheck	07/23/2021	2701	William A Rae	VOID:	0.00
Paycheck	07/23/2021	2701	William A Rae	VOID:	0.00
Paycheck	07/23/2021	2701	William A Rae	VOID:	0.00
Paycheck	07/23/2021	2707	Ahimsah O Wonderwheel		69.99
Paycheck	07/23/2021	2707	Ahimsah O Wonderwheel		17.50
Paycheck	07/23/2021	2707	Ahimsah O Wonderwheel		91.60
Paycheck	07/23/2021	2707	Ahimsah O Wonderwheel		16.38
Paycheck	07/23/2021	2707	Ahimsah O Wonderwheel		4.09
Paycheck	07/23/2021	2707	Ahimsah O Wonderwheel		21.42
Paycheck	07/23/2021	2708	Alan Mitchell	VOID:	0.00
Paycheck	07/23/2021	2708	Alan Mitchell	VOID:	0.00
Paycheck	07/23/2021	2708	Alan Mitchell	VOID:	0.00
Paycheck	07/23/2021	2708	Alan Mitchell	VOID:	0.00
Paycheck	07/23/2021	2708	Alan Mitchell	VOID:	0.00
Paycheck	07/23/2021	2708	Alan Mitchell	VOID:	0.00
Paycheck	07/23/2021	2708	Alan Mitchell	VOID:	0.00
Paycheck	07/23/2021	2708	Alan Mitchell	VOID:	0.00
Paycheck	07/23/2021	2708	Alan Mitchell	VOID:	0.00
Paycheck	07/23/2021	2708	Alan Mitchell	VOID:	0.00

1:03 PM

Buckingham Park Water District
Transaction Detail By Account
July through November 2021

01/14/22

Accrual Basis

Type	Date	Num	Name	Memo	Amount
Paycheck	07/23/2021	2708	Alan Mitchell	VOID:	0.00
Paycheck	07/23/2021	2708	Alan Mitchell	VOID:	0.00
Paycheck	07/23/2021	2708	Alan Mitchell	VOID:	0.00
Paycheck	07/23/2021	2708	Alan Mitchell	VOID:	0.00
Paycheck	07/23/2021	2709	William A Rae		66.13
Paycheck	07/23/2021	2709	William A Rae		40.90
Paycheck	07/23/2021	2709	William A Rae		4.09
Paycheck	07/23/2021	2709	William A Rae		14.88
Paycheck	07/23/2021	2709	William A Rae		15.46
Paycheck	07/23/2021	2709	William A Rae		9.56
Paycheck	07/23/2021	2709	William A Rae		0.96
Paycheck	07/23/2021	2709	William A Rae		3.48
Paycheck	07/23/2021	2722	Alan Mitchell		153.77
Paycheck	07/23/2021	2722	Alan Mitchell		21.25
Paycheck	07/23/2021	2722	Alan Mitchell		7.97
Paycheck	07/23/2021	2722	Alan Mitchell		21.25
Paycheck	07/23/2021	2722	Alan Mitchell		21.25
Paycheck	07/23/2021	2722	Alan Mitchell		11.16
Paycheck	07/23/2021	2722	Alan Mitchell		35.96
Paycheck	07/23/2021	2722	Alan Mitchell		4.97
Paycheck	07/23/2021	2722	Alan Mitchell		1.86
Paycheck	07/23/2021	2722	Alan Mitchell		4.97
Paycheck	07/23/2021	2722	Alan Mitchell		4.97
Paycheck	07/23/2021	2722	Alan Mitchell		2.61
Paycheck	08/06/2021	2724	Ahimsah O Wonderwheel		168.97
Paycheck	08/06/2021	2724	Ahimsah O Wonderwheel		17.50
Paycheck	08/06/2021	2724	Ahimsah O Wonderwheel		39.52
Paycheck	08/06/2021	2724	Ahimsah O Wonderwheel		4.09
Paycheck	08/06/2021	2725	Alan Mitchell		165.04
Paycheck	08/06/2021	2725	Alan Mitchell		33.21
Paycheck	08/06/2021	2725	Alan Mitchell		18.60
Paycheck	08/06/2021	2725	Alan Mitchell		13.02
Paycheck	08/06/2021	2725	Alan Mitchell		38.60
Paycheck	08/06/2021	2725	Alan Mitchell		7.77
Paycheck	08/06/2021	2725	Alan Mitchell		4.35
Paycheck	08/06/2021	2725	Alan Mitchell		3.04
Paycheck	08/06/2021	2726	Lori A Gonzalez		101.38
Paycheck	08/06/2021	2726	Lori A Gonzalez		11.09
Paycheck	08/06/2021	2726	Lori A Gonzalez		23.71
Paycheck	08/06/2021	2726	Lori A Gonzalez		2.59
Paycheck	08/06/2021	2727	Nakia D Foskett		11.16
Paycheck	08/06/2021	2727	Nakia D Foskett		2.61
Paycheck	08/06/2021	2728	William A Rae		57.60
Paycheck	08/06/2021	2728	William A Rae		47.04
Paycheck	08/06/2021	2728	William A Rae		4.09
Paycheck	08/06/2021	2728	William A Rae		0.68
Paycheck	08/06/2021	2728	William A Rae		6.82
Paycheck	08/06/2021	2728	William A Rae		13.02
Paycheck	08/06/2021	2728	William A Rae		13.47

1:03 PM

01/14/22

Accrual Basis

Buckingham Park Water District
Transaction Detail By Account
July through November 2021

Type	Date	Num	Name	Memo	Amount
Paycheck	08/06/2021	2728	William A Rae		11.00
Paycheck	08/06/2021	2728	William A Rae		0.96
Paycheck	08/06/2021	2728	William A Rae		0.16
Paycheck	08/06/2021	2728	William A Rae		1.59
Paycheck	08/06/2021	2728	William A Rae		3.05
Paycheck	08/20/2021	2744	Ahimsah O Wonderwheel		178.54
Paycheck	08/20/2021	2744	Ahimsah O Wonderwheel		2.19
Paycheck	08/20/2021	2744	Ahimsah O Wonderwheel		41.76
Paycheck	08/20/2021	2744	Ahimsah O Wonderwheel		0.51
Paycheck	08/20/2021	2745	Alan Mitchell		151.44
Paycheck	08/20/2021	2745	Alan Mitchell		43.17
Paycheck	08/20/2021	2745	Alan Mitchell		21.92
Paycheck	08/20/2021	2745	Alan Mitchell		13.02
Paycheck	08/20/2021	2745	Alan Mitchell		35.41
Paycheck	08/20/2021	2745	Alan Mitchell		10.10
Paycheck	08/20/2021	2745	Alan Mitchell		5.13
Paycheck	08/20/2021	2745	Alan Mitchell		3.05
Paycheck	08/20/2021	2746	Lori A Gonzalez		112.99
Paycheck	08/20/2021	2746	Lori A Gonzalez		26.42
Paycheck	08/20/2021	2747	William A Rae		67.49
Paycheck	08/20/2021	2747	William A Rae		39.54
Paycheck	08/20/2021	2747	William A Rae		4.09
Paycheck	08/20/2021	2747	William A Rae		13.02
Paycheck	08/20/2021	2747	William A Rae		15.78
Paycheck	08/20/2021	2747	William A Rae		9.25
Paycheck	08/20/2021	2747	William A Rae		0.96
Paycheck	08/20/2021	2747	William A Rae		3.04
Paycheck	09/03/2021	2769	Ahimsah O Wonderwheel		185.66
Paycheck	09/03/2021	2769	Ahimsah O Wonderwheel		43.41
Paycheck	09/03/2021	2770	Alan Mitchell		169.36
Paycheck	09/03/2021	2770	Alan Mitchell		41.18
Paycheck	09/03/2021	2770	Alan Mitchell		15.94
Paycheck	09/03/2021	2770	Alan Mitchell		13.02
Paycheck	09/03/2021	2770	Alan Mitchell		39.61
Paycheck	09/03/2021	2770	Alan Mitchell		9.63
Paycheck	09/03/2021	2770	Alan Mitchell		3.73
Paycheck	09/03/2021	2770	Alan Mitchell		3.04
Paycheck	09/03/2021	2771	Lori A Gonzalez		112.11
Paycheck	09/03/2021	2771	Lori A Gonzalez		0.35
Paycheck	09/03/2021	2771	Lori A Gonzalez		26.23
Paycheck	09/03/2021	2771	Lori A Gonzalez		0.08
Paycheck	09/03/2021	2772	Nakia D Foskett		19.84
Paycheck	09/03/2021	2772	Nakia D Foskett		4.64
Paycheck	09/03/2021	2773	William A Rae		57.43
Paycheck	09/03/2021	2773	William A Rae		40.80
Paycheck	09/03/2021	2773	William A Rae		8.95
Paycheck	09/03/2021	2773	William A Rae		10.02
Paycheck	09/03/2021	2773	William A Rae		4.30
Paycheck	09/03/2021	2773	William A Rae		13.02

1:03 PM

01/14/22

Accrual Basis

**Buckingham Park Water District
Transaction Detail By Account
July through November 2021**

Type	Date	Num	Name	Memo	Amount
Paycheck	09/03/2021	2773	William A Rae		13.45
Paycheck	09/03/2021	2773	William A Rae		9.54
Paycheck	09/03/2021	2773	William A Rae		2.09
Paycheck	09/03/2021	2773	William A Rae		2.34
Paycheck	09/03/2021	2773	William A Rae		1.00
Paycheck	09/03/2021	2773	William A Rae		3.04
Check	09/03/2021	ACH	United States Treasury	Federal Withholding	1,116.00
Paycheck	09/17/2021	2794	Ahimsah O Wonderwheel		159.12
Paycheck	09/17/2021	2794	Ahimsah O Wonderwheel		17.50
Paycheck	09/17/2021	2794	Ahimsah O Wonderwheel		37.22
Paycheck	09/17/2021	2794	Ahimsah O Wonderwheel		4.09
Paycheck	09/17/2021	2795	Alan Mitchell		158.42
Paycheck	09/17/2021	2795	Alan Mitchell		37.19
Paycheck	09/17/2021	2795	Alan Mitchell		7.97
Paycheck	09/17/2021	2795	Alan Mitchell		0.66
Paycheck	09/17/2021	2795	Alan Mitchell		21.25
Paycheck	09/17/2021	2795	Alan Mitchell		13.02
Paycheck	09/17/2021	2795	Alan Mitchell		37.04
Paycheck	09/17/2021	2795	Alan Mitchell		8.70
Paycheck	09/17/2021	2795	Alan Mitchell		1.86
Paycheck	09/17/2021	2795	Alan Mitchell		0.16
Paycheck	09/17/2021	2795	Alan Mitchell		4.97
Paycheck	09/17/2021	2795	Alan Mitchell		3.05
Paycheck	09/17/2021	2796	Lori A Gonzalez		101.90
Paycheck	09/17/2021	2796	Lori A Gonzalez		11.09
Paycheck	09/17/2021	2796	Lori A Gonzalez		23.83
Paycheck	09/17/2021	2796	Lori A Gonzalez		2.59
Paycheck	09/17/2021	2797	William A Rae		78.91
Paycheck	09/17/2021	2797	William A Rae		32.93
Paycheck	09/17/2021	2797	William A Rae		10.20
Paycheck	09/17/2021	2797	William A Rae		7.52
Paycheck	09/17/2021	2797	William A Rae		13.02
Paycheck	09/17/2021	2797	William A Rae		18.45
Paycheck	09/17/2021	2797	William A Rae		7.70
Paycheck	09/17/2021	2797	William A Rae		2.39
Paycheck	09/17/2021	2797	William A Rae		1.76
Paycheck	09/17/2021	2797	William A Rae		3.05
Check	09/20/2021	ACH	United States Treasury	Filing taxes for June 30, 2021 late Penalty	406.41
Paycheck	10/01/2021	2819	Ahimsah O Wonderwheel		179.91
Paycheck	10/01/2021	2819	Ahimsah O Wonderwheel		42.08
Paycheck	10/01/2021	2820	Alan Mitchell		184.31
Paycheck	10/01/2021	2820	Alan Mitchell		30.55
Paycheck	10/01/2021	2820	Alan Mitchell		13.02
Paycheck	10/01/2021	2820	Alan Mitchell		43.10
Paycheck	10/01/2021	2820	Alan Mitchell		7.15
Paycheck	10/01/2021	2820	Alan Mitchell		3.05
Paycheck	10/01/2021	2821	Lori A Gonzalez		68.10
Paycheck	10/01/2021	2821	Lori A Gonzalez		44.36
Paycheck	10/01/2021	2821	Lori A Gonzalez		15.93

1:03 PM

01/14/22

Accrual Basis

Buckingham Park Water District
Transaction Detail By Account
July through November 2021

Type	Date	Num	Name	Memo	Amount
Paycheck	10/01/2021	2821	Lori A Gonzalez		10.37
Paycheck	10/01/2021	2822	Nakia D Foskett		19.84
Paycheck	10/01/2021	2822	Nakia D Foskett		4.64
Paycheck	10/01/2021	2823	William A Rae		83.58
Paycheck	10/01/2021	2823	William A Rae		20.04
Paycheck	10/01/2021	2823	William A Rae		11.45
Paycheck	10/01/2021	2823	William A Rae		13.02
Paycheck	10/01/2021	2823	William A Rae		19.54
Paycheck	10/01/2021	2823	William A Rae		4.69
Paycheck	10/01/2021	2823	William A Rae		2.68
Paycheck	10/01/2021	2823	William A Rae		3.04
Paycheck	10/15/2021	2844	Ahimsah O Wonderwheel		159.68
Paycheck	10/15/2021	2844	Ahimsah O Wonderwheel		35.00
Paycheck	10/15/2021	2844	Ahimsah O Wonderwheel		37.34
Paycheck	10/15/2021	2844	Ahimsah O Wonderwheel		8.19
Paycheck	10/15/2021	2845	Alan Mitchell		145.46
Paycheck	10/15/2021	2845	Alan Mitchell		5.31
Paycheck	10/15/2021	2845	Alan Mitchell		5.31
Paycheck	10/15/2021	2845	Alan Mitchell		7.97
Paycheck	10/15/2021	2845	Alan Mitchell		106.27
Paycheck	10/15/2021	2845	Alan Mitchell		7.44
Paycheck	10/15/2021	2845	Alan Mitchell		34.03
Paycheck	10/15/2021	2845	Alan Mitchell		1.24
Paycheck	10/15/2021	2845	Alan Mitchell		1.24
Paycheck	10/15/2021	2845	Alan Mitchell		1.86
Paycheck	10/15/2021	2845	Alan Mitchell		24.85
Paycheck	10/15/2021	2845	Alan Mitchell		1.74
Paycheck	10/15/2021	2846	Lori A Gonzalez		112.47
Paycheck	10/15/2021	2846	Lori A Gonzalez		26.30
Paycheck	10/15/2021	2847	William A Rae		156.22
Paycheck	10/15/2021	2847	William A Rae		14.32
Paycheck	10/15/2021	2847	William A Rae		1.43
Paycheck	10/15/2021	2847	William A Rae		4.30
Paycheck	10/15/2021	2847	William A Rae		1.43
Paycheck	10/15/2021	2847	William A Rae		18.60
Paycheck	10/15/2021	2847	William A Rae		36.55
Paycheck	10/15/2021	2847	William A Rae		3.35
Paycheck	10/15/2021	2847	William A Rae		0.33
Paycheck	10/15/2021	2847	William A Rae		1.00
Paycheck	10/15/2021	2847	William A Rae		0.33
Paycheck	10/15/2021	2847	William A Rae		4.35
Check	10/25/2021	ACH	United States Treasury	Makeup Q3 Federal	178.24
Paycheck	10/29/2021	2865	Ahimsah O Wonderwheel		143.27
Paycheck	10/29/2021	2865	Ahimsah O Wonderwheel		35.00
Paycheck	10/29/2021	2865	Ahimsah O Wonderwheel		33.51
Paycheck	10/29/2021	2865	Ahimsah O Wonderwheel		8.18
Paycheck	10/29/2021	2866	Alan Mitchell		106.27
Paycheck	10/29/2021	2866	Alan Mitchell		99.30
Paycheck	10/29/2021	2866	Alan Mitchell		7.97

1:03 PM

01/14/22

Accrual Basis

**Buckingham Park Water District
Transaction Detail By Account
July through November 2021**

Type	Date	Num	Name	Memo	Amount
Paycheck	10/29/2021	2866	Alan Mitchell		5.58
Paycheck	10/29/2021	2866	Alan Mitchell		24.85
Paycheck	10/29/2021	2866	Alan Mitchell		23.22
Paycheck	10/29/2021	2866	Alan Mitchell		1.86
Paycheck	10/29/2021	2866	Alan Mitchell		1.31
Paycheck	10/29/2021	2867	Lori A Gonzalez		110.90
Paycheck	10/29/2021	2867	Lori A Gonzalez		25.94
Paycheck	10/29/2021	2868	William A Rae		93.23
Paycheck	10/29/2021	2868	William A Rae		15.75
Paycheck	10/29/2021	2868	William A Rae		12.89
Paycheck	10/29/2021	2868	William A Rae		11.45
Paycheck	10/29/2021	2868	William A Rae		20.46
Paycheck	10/29/2021	2868	William A Rae		21.81
Paycheck	10/29/2021	2868	William A Rae		3.68
Paycheck	10/29/2021	2868	William A Rae		3.01
Paycheck	10/29/2021	2868	William A Rae		2.68
Paycheck	10/29/2021	2868	William A Rae		4.79
Paycheck	10/29/2021	2869	Nakia D Foskett		24.80
Paycheck	10/29/2021	2869	Nakia D Foskett		5.80
Paycheck	11/12/2021	2884	Ahimsah O Wonderwheel	VOID:	0.00
Paycheck	11/12/2021	2884	Ahimsah O Wonderwheel	VOID:	0.00
Paycheck	11/12/2021	2884	Ahimsah O Wonderwheel	VOID:	0.00
Paycheck	11/12/2021	2884	Ahimsah O Wonderwheel	VOID:	0.00
Paycheck	11/12/2021	2884	Ahimsah O Wonderwheel	VOID:	0.00
Paycheck	11/12/2021	2884	Ahimsah O Wonderwheel	VOID:	0.00
Paycheck	11/12/2021	2884	Ahimsah O Wonderwheel	VOID:	0.00
Paycheck	11/12/2021	2884	Ahimsah O Wonderwheel	VOID:	0.00
Paycheck	11/12/2021	2884	Ahimsah O Wonderwheel	VOID:	0.00
Paycheck	11/12/2021	2884	Ahimsah O Wonderwheel	VOID:	0.00
Paycheck	11/12/2021	2884	Ahimsah O Wonderwheel	VOID:	0.00
Paycheck	11/12/2021	2884	Ahimsah O Wonderwheel	VOID:	0.00
Paycheck	11/12/2021	2885	Alan Mitchell		119.88
Paycheck	11/12/2021	2885	Alan Mitchell		21.25
Paycheck	11/12/2021	2885	Alan Mitchell		10.63
Paycheck	11/12/2021	2885	Alan Mitchell		63.76
Paycheck	11/12/2021	2885	Alan Mitchell		11.16
Paycheck	11/12/2021	2885	Alan Mitchell		28.04
Paycheck	11/12/2021	2885	Alan Mitchell		4.97
Paycheck	11/12/2021	2885	Alan Mitchell		2.49
Paycheck	11/12/2021	2885	Alan Mitchell		14.91
Paycheck	11/12/2021	2885	Alan Mitchell		2.61
Paycheck	11/12/2021	2886	Lori A Gonzalez		111.43
Paycheck	11/12/2021	2886	Lori A Gonzalez		26.06
Paycheck	11/12/2021	2887	William A Rae		68.36
Paycheck	11/12/2021	2887	William A Rae		25.77
Paycheck	11/12/2021	2887	William A Rae		10.02
Paycheck	11/12/2021	2887	William A Rae		11.45
Paycheck	11/12/2021	2887	William A Rae		13.02
Paycheck	11/12/2021	2887	William A Rae		15.99

1:03 PM

01/14/22

Accrual Basis

Buckingham Park Water District
Transaction Detail By Account
July through November 2021

Type	Date	Num	Name	Memo	Amount
Paycheck	11/12/2021	2887	William A Rae		6.03
Paycheck	11/12/2021	2887	William A Rae		2.34
Paycheck	11/12/2021	2887	William A Rae		2.68
Paycheck	11/12/2021	2887	William A Rae		3.04
Paycheck	11/12/2021	2892	Ahimsah O Wonderwheel		173.62
Paycheck	11/12/2021	2892	Ahimsah O Wonderwheel		6.56
Paycheck	11/12/2021	2892	Ahimsah O Wonderwheel		6.56
Paycheck	11/12/2021	2892	Ahimsah O Wonderwheel		2.19
Paycheck	11/12/2021	2892	Ahimsah O Wonderwheel		4.92
Paycheck	11/12/2021	2892	Ahimsah O Wonderwheel		1.86
Paycheck	11/12/2021	2892	Ahimsah O Wonderwheel		40.62
Paycheck	11/12/2021	2892	Ahimsah O Wonderwheel		1.53
Paycheck	11/12/2021	2892	Ahimsah O Wonderwheel		1.53
Paycheck	11/12/2021	2892	Ahimsah O Wonderwheel		0.51
Paycheck	11/12/2021	2892	Ahimsah O Wonderwheel		1.15
Paycheck	11/12/2021	2892	Ahimsah O Wonderwheel		0.43
Paycheck	11/24/2021	2909	Ahimsah O Wonderwheel		3.83
Paycheck	11/24/2021	2909	Ahimsah O Wonderwheel		2.19
Paycheck	11/24/2021	2909	Ahimsah O Wonderwheel		183.46
Paycheck	11/24/2021	2909	Ahimsah O Wonderwheel		1.86
Paycheck	11/24/2021	2909	Ahimsah O Wonderwheel		0.90
Paycheck	11/24/2021	2909	Ahimsah O Wonderwheel		0.51
Paycheck	11/24/2021	2909	Ahimsah O Wonderwheel		42.91
Paycheck	11/24/2021	2909	Ahimsah O Wonderwheel		0.43
Paycheck	11/24/2021	2910	Alan Mitchell		178.67
Paycheck	11/24/2021	2910	Alan Mitchell		18.60
Paycheck	11/24/2021	2910	Alan Mitchell		21.25
Paycheck	11/24/2021	2910	Alan Mitchell		7.97
Paycheck	11/24/2021	2910	Alan Mitchell		13.02
Paycheck	11/24/2021	2910	Alan Mitchell		41.79
Paycheck	11/24/2021	2910	Alan Mitchell		4.35
Paycheck	11/24/2021	2910	Alan Mitchell		4.97
Paycheck	11/24/2021	2910	Alan Mitchell		1.86
Paycheck	11/24/2021	2910	Alan Mitchell		3.04
Paycheck	11/24/2021	2911	Lori A Gonzalez		118.94
Paycheck	11/24/2021	2911	Lori A Gonzalez		3.02
Paycheck	11/24/2021	2911	Lori A Gonzalez		27.81
Paycheck	11/24/2021	2911	Lori A Gonzalez		0.71
Paycheck	11/24/2021	2912	Nakia D Foskett		12.40
Paycheck	11/24/2021	2912	Nakia D Foskett		2.90
Paycheck	11/24/2021	2913	William A Rae		11.46
Paycheck	11/24/2021	2913	William A Rae		81.60
Paycheck	11/24/2021	2913	William A Rae		21.47
Paycheck	11/24/2021	2913	William A Rae		11.16
Paycheck	11/24/2021	2913	William A Rae		2.68
Paycheck	11/24/2021	2913	William A Rae		19.08
Paycheck	11/24/2021	2913	William A Rae		5.02
Paycheck	11/24/2021	2913	William A Rae		2.61

1:03 PM
 01/14/22
 Accrual Basis

**Buckingham Park Water District
 Transaction Detail By Account
 July through November 2021**

Type	Date	Num	Name	Memo	Amount
Total 565.31 · FICA (Federal Ins.Contribution)					10,956.00
Total 565.30 · Payroll Taxes					10,956.00
Total 565.00 · EMPLOYEES RETIREMENT & BENEFITS					10,956.00
Total ADMINISTRATIVE & GENERAL					10,956.00
TOTAL					10,956.00

1:04 PM

01/14/22

Accrual Basis

Buckingham Park Water District
Transaction Detail By Account
 July through November 2021

Type	Date	Num	Name	Memo	Amount
ADMINISTRATIVE & GENERAL					
565.00 · EMPLOYEES RETIREMENT & BENEFITS					
565.40 · Workers Comp Insurance					
General Journal	07/01/2021	47027	Special District Risk Manag...	SDRMA Workers Comp 21/22 (Inv #69772)	519.41
General Journal	07/01/2021	47028		SDRMA Workers Comp 21/22 (Inv #69772) Mo...	-6,232.85
Bill	07/06/2021	69772	Special District Risk Manag...	Workers Comp	6,232.85
General Journal	08/01/2021	47022	Special District Risk Manag...	SDRMA Workers Comp 19/20 (Inv #65929)	0.00
General Journal	08/01/2021	47027	Special District Risk Manag...	SDRMA Workers Comp 21/22 (Inv #69772)	519.41
General Journal	08/01/2021	47023	Special District Risk Manag...	SDRMA - 21/22 WC (Inv#70218)	1,504.32
Bill	08/17/2021	70778	Special District Risk Manag...	Audited Annual Adjusted Contribution	1,047.06
General Journal	09/01/2021	47033	Special District Risk Manag...	SDRMA Workers Comp 21/22 (Inv #69772)	519.41
General Journal	10/01/2021	47045	Special District Risk Manag...	SDRMA Workers Comp 21/22 (Inv #69772)	519.41
General Journal	11/01/2021	47052	Special District Risk Manag...	SDRMA Workers Comp 21/22 (Inv #69772)	519.41
Total 565.40 · Workers Comp Insurance					5,148.43
Total 565.00 · EMPLOYEES RETIREMENT & BENEFITS					5,148.43
Total ADMINISTRATIVE & GENERAL					5,148.43
TOTAL					5,148.43

1:04 PM
 01/14/22
 Accrual Basis

**Buckingham Park Water District
 Transaction Detail By Account
 July through November 2021**

Type	Date	Num	Name	Memo	Amount
ADMINISTRATIVE & GENERAL					
569.00 · OTHER					
569.20 · Seminar/Training Registration					
Bill	08/16/2021	4866-...	US Bank	Ahimsah - CSDA Conference / Lori - CSDA Co...	1,150.00
Deposit	11/02/2021	2285	Special District Leadership ...	Reimbursement for Ahimsah Conference	-625.00
Bill	11/15/2021	03434...	Fred Pryor / Career Track	Yearly Membership - Office Manager	299.00
Total 569.20 · Seminar/Training Registration					824.00
Total 569.00 · OTHER					824.00
Total ADMINISTRATIVE & GENERAL					824.00
TOTAL					824.00

1:04 PM

01/14/22

Accrual Basis

Buckingham Park Water District
Transaction Detail By Account
 July through November 2021

Type	Date	Num	Name	Memo	Amount
ADMINISTRATIVE & GENERAL					
569.00 · OTHER					
569.30 · Training-lodging,meals& mileage					
Bill	08/16/2021	4866-...	US Bank	Ahimsah Hotel for CSDA Conference	256.80
Bill	09/14/2021		Ahimsah Wonderwheel	General Manager Conference	312.04
Bill	09/14/2021		Ahimsah Wonderwheel	General Manager Conference	82.99
Bill	09/15/2021	4866-...	US Bank	General Manager Conference Hotel	558.60
Bill	11/05/2021		Lori Gonzalez - Reimburse...	Travel, Meals for Board Secretary's Conference	740.32
Bill	11/15/2021	4866-...	US Bank	Board Secretary Conference Hotel	936.41
Total 569.30 · Training-lodging,meals& mileage					2,887.16
Total 569.00 · OTHER					2,887.16
Total ADMINISTRATIVE & GENERAL					2,887.16
TOTAL					2,887.16

Buckingham Park Water District
Transaction Detail By Account
 July through November 2021

1:05 PM

01/14/22

Accrual Basis

Type	Date	Num	Name	Memo	Amount
SOURCE OF SUPPLY					
511.00 · SUPERVISION, LABOR & EXPENSES					
512.40 · Testing					
Bill	07/06/2021	10720...	Alpha Analytical Laboratori...	Source	54.00
Bill	07/09/2021	10725...	Alpha Analytical Laboratori...	Source	35.00
Bill	07/13/2021	17100...	Karola Kennedy		165.00
Bill	07/21/2021	10738...	Alpha Analytical Laboratori...	Source	185.00
Bill	07/25/2021	17100...	Karola Kennedy		165.00
Bill	07/29/2021	10749...	Alpha Analytical Laboratori...	Source	1,030.00
Bill	08/04/2021	10823...	Alpha Analytical Laboratori...	Intake	54.00
Bill	08/16/2021	17100...	Karola Kennedy		247.50
Bill	08/18/2021	10839...	Alpha Analytical Laboratori...	Intake	280.00
Bill	08/30/2021	17100...	Karola Kennedy		165.00
Bill	08/31/2021	10857...	Alpha Analytical Laboratori...	Intake	54.00
Bill	09/13/2021	17100...	Karola Kennedy		165.00
Bill	09/27/2021	10946...	Alpha Analytical Laboratori...	Raw	160.00
Bill	09/28/2021	10948...	Alpha Analytical Laboratori...	Source	54.00
Bill	10/02/2021	17100...	Karola Kennedy		247.50
Bill	10/19/2021	11038...	Alpha Analytical Laboratori...	Source	120.00
Bill	10/20/2021	11042...	Alpha Analytical Laboratori...	Source	845.00
Bill	10/21/2021	17100...	Karola Kennedy		165.00
Bill	10/26/2021	11049...	Alpha Analytical Laboratori...	Source	54.00
Bill	11/07/2021	17100...	Karola Kennedy	microcystin analysis	165.00
Bill	11/24/2021	11152...	Alpha Analytical Laboratori...	Source	54.00
Total 512.40 · Testing					4,464.00
Total 511.00 · SUPERVISION, LABOR & EXPENSES					4,464.00
Total SOURCE OF SUPPLY					4,464.00
TOTAL					4,464.00

Buckingham Park Water District
Transaction Detail By Account
July through November 2021

1:05 PM
01/14/22
Accrual Basis

Type	Date	Num	Name	Memo	Amount
SOURCE OF SUPPLY					
512.00 · MAINTENANCE/STRUCTURES & IMPROV					
512.20 · Supplies					
Bill	08/24/2021	706226	USA Bluebook	PO #2378	43.80
Bill	11/22/2021	11140...	Alpha Analytical Laboratori...	Source	160.00
Total 512.20 · Supplies					203.80
Total 512.00 · MAINTENANCE/STRUCTURES & IMPROV					203.80
Total SOURCE OF SUPPLY					203.80
TOTAL					203.80

Should Be
512.40
Being corrected

1:05 PM
 01/14/22
 Accrual Basis

**Buckingham Park Water District
 Transaction Detail By Account
 July through November 2021**

Type	Date	Num	Name	Memo	Amount
TRANSMISSION & DISTRIBUTION					
541.00 · SUPERVISION, LABOR & EXPENSES					
541.75 · Propane					
Bill	10/06/2021	636877	Westgate Petroleum Comp...		521.40
Total 541.75 · Propane					521.40
Total 541.00 · SUPERVISION, LABOR & EXPENSES					521.40
Total TRANSMISSION & DISTRIBUTION					521.40
TOTAL					521.40

Buckingham Park Water District
Transaction Detail By Account
 July through November 2021

1:06 PM

01/14/22

Accrual Basis

Type	Date	Num	Name	Memo	Amount
TRANSMISSION & DISTRIBUTION					
542.00 · MAINTENANCE,STRUCTURES & IMPROV					
542.50 · Maintenance Projects					
Bill	07/27/2021		Terri Lujan	Equipment Rental for service line repair on Westlake Drive	1,700.00
Bill	07/31/2021	8916	Clearlake Lava, Inc	Slurry for Westlake Drive service line repair	273.49
Bill	08/11/2021		Terri Lujan	Equipment Rental for service line repair Eastlake Drive	1,000.00
Bill	08/13/2021	41278	PACE ENGINEERING	Site Visit & Contractor Questions	292.50
Bill	08/20/2021	9125-21	Chernoh Excavating	ELD Repair (HOA)	550.00
Bill	08/26/2021	04-00...	County of Lake Solid Waste	Clean out drying bed	571.16
Bill	08/26/2021		Terri Lujan	Equipment Rental, clean out Drying Bed	1,950.00
Bill	09/03/2021	02712...	Pace Supply	PO #2381	1,355.62
Bill	10/29/2021	31941	Aqua Sierra Controls, Inc	PLC Power Outage - Troubleshoot / Performed a PLC upd...	6,486.53
Bill	11/10/2021		Terri Lujan	Clean out Drying bed	1,675.00
Total 542.50 · Maintenance Projects					15,854.30
Total 542.00 · MAINTENANCE,STRUCTURES & IMPROV					15,854.30
Total TRANSMISSION & DISTRIBUTION					15,854.30
TOTAL					15,854.30

Buckingham Park Water District
Transaction Detail By Account
 July through November 2021

1:06 PM

01/14/22

Accrual Basis

Type	Date	Num	Name	Memo	Amount
TRANSMISSION & DISTRIBUTION					
542.00 · MAINTENANCE,STRUCTURES & IMPROV					
542.20 · Supplies					
Bill	07/21/2021	670390	USA Bluebook		45.00
Bill	08/16/2021	4866-...	US Bank	Gas	164.94
Bill	09/14/2021	02712...	Pace Supply		273.81
Bill	09/28/2021	02712...	Pace Supply		248.80
Bill	10/04/2021	02712...	Pace Supply	Fittings	452.66
Bill	11/19/2021	02712...	Pace Supply	Tee's & Valves	207.94
Bill	11/24/2021	11152...	Alpha Analytical Laboratori...	3378 WLD	35.00
Total 542.20 · Supplies					1,428.15
Total 542.00 · MAINTENANCE,STRUCTURES & IMPROV					1,428.15
Total TRANSMISSION & DISTRIBUTION					1,428.15
TOTAL					1,428.15

Buckingham Park Water District
Transaction Detail By Account
 July through November 2021

1:06 PM

01/14/22

Accrual Basis

Type	Date	Num	Name	Memo	Amount
WATER TREATMENT					
531.00 · SUPERVISION, LABOR & EXPENSE					
531.20 · Chemicals-PreChlor Sodium Hypo					
General Journal	07/31/2021	47021		Expense pre-chlor for July 2021 - 113.5 Gal	489.49
General Journal	08/31/2021	47037		Expense pre-chlor for August 2021 - 146.1 Gal	629.69
General Journal	09/30/2021	47048		Expense pre-chlor for September 2021 - 127.8 Gal	550.82
General Journal	10/31/2021	47054		Expense pre-chlor for October 2021 - 91.1 Gal	392.64
General Journal	11/30/2021	47062		Expense pre-chlor for November 2021 - 52.7 Gal	227.14
Total 531.20 · Chemicals-PreChlor Sodium Hypo					2,289.78
Total 531.00 · SUPERVISION, LABOR & EXPENSE					2,289.78
Total WATER TREATMENT					2,289.78
TOTAL					2,289.78

**Buckingham Park Water District
Transaction Detail By Account
July through November 2021**

1:06 PM
01/14/22
Accrual Basis

Type	Date	Num	Name	Memo	Amount
WATER TREATMENT					
531.00 · SUPERVISION, LABOR & EXPENSE					
531.25 · Chemicals-PostChlor Sodium Hypo					
General Journal	07/31/2021	47021		Expense post-chlor for July 2021 - 208.8 Gal	899.93
General Journal	08/31/2021	47037		Expense post-chlor for August 2021 - 224.2 Gal	966.30
General Journal	09/30/2021	47048		Expense post-chlor for September 2021 - 162 Gal	698.22
General Journal	10/31/2021	47054		Expense post-chlor for October 2021 - 110 Gal	474.10
General Journal	11/30/2021	47062		Expense post-chlor for November 2021 - 60.5 Gal	260.76
Total 531.25 · Chemicals-PostChlor Sodium Hypo					<u>3,299.31</u>
Total 531.00 · SUPERVISION, LABOR & EXPENSE					<u>3,299.31</u>
Total WATER TREATMENT					<u>3,299.31</u>
TOTAL					<u><u>3,299.31</u></u>

Buckingham Park Water District
Transaction Detail By Account
 July through November 2021

1:07 PM

01/14/22

Accrual Basis

Type	Date	Num	Name	Memo	Amount
WATER TREATMENT					
531.00 · SUPERVISION, LABOR & EXPENSE					
531.30 · Chemicals - Coagulant					
General Journal	07/31/2021	47020		Coagulant Expense for July 2021 - 153.8 Gal	1,005.85
General Journal	08/31/2021	47036		Coagulant Expense for August 2021 = 143.5 / Coagulant A...	1,220.50
General Journal	09/30/2021	47049		Coagulant Expense for September 2021 - 147.4 Gal	964.00
General Journal	10/31/2021	47055		Coagulant Expense for October 2021 - 146.3 Gal	956.80
General Journal	11/30/2021	47063		Coagulant Expense for November 2021 - 97.3 Gal	636.34
Total 531.30 · Chemicals - Coagulant					4,783.49
Total 531.00 · SUPERVISION, LABOR & EXPENSE					4,783.49
Total WATER TREATMENT					4,783.49
TOTAL					4,783.49

Buckingham Park Water District
Transaction Detail By Account
 July through November 2021

1:07 PM

01/14/22

Accrual Basis

Type	Date	Num	Name	Memo	Amount
WATER TREATMENT					
531.00 · SUPERVISION, LABOR & EXPENSE					
531.35 · Chemicals - Coagulent Aid					
General Journal	07/31/2021	47020		Coagulant Aid Expense for July 2021 - 299.22 Gal	299.22
General Journal	10/31/2021	47055		Coagulant Expense for October 2021 - 15.1 Gal	199.92
Total 531.35 · Chemicals - Coagulent Aid					499.14
Total 531.00 · SUPERVISION, LABOR & EXPENSE					499.14
Total WATER TREATMENT					499.14
TOTAL					499.14

1:07 PM

01/14/22

Accrual Basis

Buckingham Park Water District
Transaction Detail By Account
 July through November 2021

Type	Date	Num	Name	Memo	Amount
WATER TREATMENT					
531.00 · SUPERVISION, LABOR & EXPENSE					
531.40 · Testing - Lab					
Bill	07/09/2021	10725...	Alpha Analyti...	Treatment	50.00
Bill	07/13/2021	17100...	Karola Kenn...		165.00
Bill	07/21/2021	10738...	Alpha Analyti...	Treatment	120.00
Bill	07/25/2021	17100...	Karola Kenn...		165.00
Bill	08/16/2021	17100...	Karola Kenn...		247.50
Bill	08/24/2021	706226	USA Bluebook	PO #2378	217.92
Bill	08/30/2021	17100...	Karola Kenn...		165.00
Bill	09/13/2021	17100...	Karola Kenn...		165.00
Bill	09/27/2021	10946...	Alpha Analyti...	Treatment	120.00
Bill	09/30/2021	10952...	Alpha Analyti...	Treatment	125.00
Bill	10/02/2021	17100...	Karola Kenn...		247.50
Bill	10/19/2021	11038...	Alpha Analyti...	Treatment	185.00
Bill	10/20/2021	11042...	Alpha Analyti...	Treatment	845.00
Bill	10/21/2021	17100...	Karola Kenn...		165.00
Bill	11/07/2021	17100...	Karola Kenn...	microcystin analysis	165.00
Total 531.40 · Testing - Lab					3,147.92
Total 531.00 · SUPERVISION, LABOR & EXPENSE					3,147.92
Total WATER TREATMENT					3,147.92
TOTAL					3,147.92

1:08 PM

01/14/22

Accrual Basis

Buckingham Park Water District
Transaction Detail By Account
 July through November 2021

Type	Date	Num	Name	Memo	Amount
WATER TREATMENT					
531.00 · SUPERVISION, LABOR & EXPENSE					
531.60 · CUPA Permit & other permits					
Check	07/23/2021	2723	Lake County...	Permit for 2605 Westlake Drive Service Line Repair	220.00
Check	08/04/2021	2743	Lake County...	Permit for service line repair at 2850 Eastlake Drive	220.00
Bill	08/09/2021	3353	County Of L...	Lakebed Annual Encroachment Fee	130.36
Check	09/28/2021	2827	County Of L...	Buoy Permit Fee	0.00
Bill	10/25/2021	IN001...	County of La...	2022	952.00
Total 531.60 · CUPA Permit & other permits					1,522.36
Total 531.00 · SUPERVISION, LABOR & EXPENSE					1,522.36
Total WATER TREATMENT					1,522.36
TOTAL					1,522.36

1:08 PM
 01/14/22
 Accrual Basis

Buckingham Park Water District
Transaction Detail By Account
 July through November 2021

Type	Date	Num	Name	Memo	Amount
WATER TREATMENT					
531.00 · SUPERVISION, LABOR & EXPENSE					
531.70 · Alarm					
Bill	07/28/2021	8221	High Country...	Annual System Test and CR123 Battery	88.58
Bill	09/01/2021	8335	High Country...		96.00
Total 531.70 · Alarm					<u>184.58</u>
Total 531.00 · SUPERVISION, LABOR & EXPENSE					<u>184.58</u>
Total WATER TREATMENT					<u>184.58</u>
TOTAL					<u><u>184.58</u></u>

1:08 PM

01/14/22

Accrual Basis

Buckingham Park Water District
Transaction Detail By Account
July through November 2021

Type	Date	Num	Name	Memo	Amount
NON-OPERATING REVENUE					
498.00 · OTHER NON-OPERATING REVENUES					
498.45 · CIP Reserve					
General Journal	07/31/2021	47024	Water Sales	July 2021	10,396.00
General Journal	08/31/2021	47034	Water Sales	August 2021	10,373.00
Check	09/28/2021	2827	County Of L...	Buoy	0.00
General Journal	09/30/2021	47046	Water Sales	September 2021	10,465.00
General Journal	10/31/2021	47053	Water Sales	October 2021	10,534.00
General Journal	11/30/2021	47064	Water Sales	November 2021	10,465.00
Total 498.45 · CIP Reserve					52,233.00
Total 498.00 · OTHER NON-OPERATING REVENUES					52,233.00
Total NON-OPERATING REVENUE					52,233.00
TOTAL					52,233.00

9:33 AM

Buckingham Park Water District

Balance Sheet

As of November 30, 2021

01/18/22

Accrual Basis

	Nov 30, 21
ASSETS	
Current Assets	
Checking/Savings	
125 · Umpqua Bank - 6156 (USDA pmnts)	29,292.89
110 · Umpqua Bank - 7106	-3,000.10
115 · Umpqua Bank- 1586	119,496.68
120 · LAIF	970,089.36
130 · Petty Cash	105.99
Total Checking/Savings	1,115,984.82
Accounts Receivable	
200 · Accounts Receivable	
200-80 · Cal OES Grant Reimbursement	163.48
200-20 · Delinquent Accounts Receivable	708.65
200-30 · Utility Billing Receivable	12,975.34
200.10 · Accounts Receivable - Other	517.38
200 · Accounts Receivable - Other	-125.00
Total 200 · Accounts Receivable	14,239.85
Total Accounts Receivable	14,239.85
Other Current Assets	
300 · Prepaid Expenses	
300-35 · Prepaid Insurance-Liability	10,968.97
300-10 · Prepaid Chemicals	
300-101 · Prepaid Coagulant	8,586.91
300-105 · Prepaid Coagulant Aid	-681.59
300-200 · PrePaid Chlor Disinfectant	1,331.67
300-10 · Prepaid Chemicals - Other	79.56
Total 300-10 · Prepaid Chemicals	9,316.55
300-20 · Prepaid Filter Media	982.67
300-30 · Prepaid Insurance-Workers Comp	2,131.48
300-40 · Prepaid Office Supplies & Svcs	23,651.66
300-60 · Prepaid Tools & Equip	-4,767.62
300 · Prepaid Expenses - Other	152.83
Total 300 · Prepaid Expenses	42,436.54
Total Other Current Assets	42,436.54
Total Current Assets	1,172,661.21
Fixed Assets	
Accumulated Depreciation	-2,708,773.37
CIP - 2016 Retaining Wall	76,581.54
CIP - CDPHP501710011264-FA5013	-46,493.52
CIP - Emergency	-0.20
CIP - USDA Dist System Improv	1,425,035.52
CIP -SRF-14-613-550	6,718.75
Equipment Assets	
Office Equipment	10,929.05
Tools & Equipment	116,721.38
Equipment Assets - Other	21,129.50
Total Equipment Assets	148,779.93
Land	325,085.00
Water System Assets	
Fence	6,050.00
Water System Assets - Other	4,706,518.07
Total Water System Assets	4,712,568.07
Water System Software	0.08

9:33 AM

Buckingham Park Water District

Balance Sheet

As of November 30, 2021

01/18/22

Accrual Basis

	Nov 30, 21
1651 · Office Building	168,464.27
Total Fixed Assets	4,107,966.07
Other Assets	
GMAC Bond Assessment Receivable	33,181.20
Total Other Assets	33,181.20
TOTAL ASSETS	5,313,808.48
LIABILITIES & EQUITY	
Liabilities	
Current Liabilities	
Accounts Payable	
Accounts Payable	14,177.42
Total Accounts Payable	14,177.42
Other Current Liabilities	
PAYROLL LIABILITIES	
Compensated Absences Accrued	4,714.81
EMPLOYEE WITHHOLDINGS	
Emp. IRA Contributions	1,166.88
Employee Fed W/H	1,882.40
Employee Medical W/H	3,973.79
Employee Paid FICA	
Employee % Medicare	71.47
Employee % Social Security	305.66
Total Employee Paid FICA	377.13
Employee PIT W/H	678.26
Employee Vol. SDI W/H	239.59
EMPLOYEE WITHHOLDINGS - Other	-637.61
Total EMPLOYEE WITHHOLDINGS	7,680.44
EMPLOYER CONTRIBUTIONS & TAXES	
Employer IRA Contributions	-418.58
Employer Medical Contribution	500.00
Payroll Taxes	
Employer FICA	
Medicare	-9.05
Social Security	386.18
Total Employer FICA	377.13
Employer SUI	-74.36
Employer Training Tax	-442.92
Payroll Taxes - Other	-3,308.76
Total Payroll Taxes	-3,448.91
EMPLOYER CONTRIBUTIONS & TAXES - Other	537.57
Total EMPLOYER CONTRIBUTIONS & TAXES	-2,829.92
PAYROLL LIABILITIES - Other	-349.78
Total PAYROLL LIABILITIES	9,215.55
Suspense	-1,069.13
2600 · Loan - SRF Zero Interest	178,200.00
Total Other Current Liabilities	186,346.42
Total Current Liabilities	200,523.84
Long Term Liabilities	
GMAC Bond Assessment Payable	-67,412.42

9:33 AM
01/18/22
Accrual Basis

Buckingham Park Water District
Balance Sheet
As of November 30, 2021

	Nov 30, 21
Less Current Portion USDA Loan	85,899.00 994,694.57
Total Long Term Liabilities	1,013,181.15
Total Liabilities	1,213,704.99
Equity	
Investment in Fixed Assets, Net	2,538,552.00
Restricted	
Capital Improvement Plan (\$23)	
Short Lived Asset Reserve -USDA	19,150.00
Debt Service - USDA Loan	45,113.00
Debt Service - S.R.F. Loan	6,600.00
Capital Improvement Plan (\$23) - Other	361,170.32
Total Capital Improvement Plan (\$23)	432,033.32
Emergency Reserves(\$7)	125,991.87
Expansion Fees(\$9k)	-22,238.66
Total Restricted	535,786.53
Unrestricted	
Unrestricted / Designated	
Gen. Operating Reserve	391,583.00
Total Unrestricted / Designated	391,583.00
Unrestricted - Other	240,510.86
Total Unrestricted	632,093.86
1110 - Retained Earnings	325,496.92
Net Income	68,174.18
Total Equity	4,100,103.49
TOTAL LIABILITIES & EQUITY	5,313,808.48

9:33 AM

01/18/22

Buckingham Park Water District
Statement of Cash Flows
November 2021

	Nov 21
OPERATING ACTIVITIES	
Net Income	8,350.61
Adjustments to reconcile Net Income to net cash provided by operations:	
200 · Accounts Receivable:200-30 · Utility Billing Receivable	22,422.98
300 · Prepaid Expenses	-152.83
300 · Prepaid Expenses:300-35 · Prepaid Insurance-Liability	1,504.32
300 · Prepaid Expenses:300-10 · Prepaid Chemicals:300-101 · Prepaid Coagulant	767.42
300 · Prepaid Expenses:300-10 · Prepaid Chemicals:300-105 · Prepaid Coagulant Aid	-131.08
300 · Prepaid Expenses:300-10 · Prepaid Chemicals:300-200 · PrePaid Chlor Disinfectant	487.90
300 · Prepaid Expenses:300-20 · Prepaid Filter Media	115.00
300 · Prepaid Expenses:300-30 · Prepaid Insurance-Workers Comp	519.41
Accounts Payable	-5,705.44
PAYROLL LIABILITIES:EMPLOYEE WITHHOLDINGS:Emp. IRA Contributions	5.85
PAYROLL LIABILITIES:EMPLOYEE WITHHOLDINGS:Employee Fed W/H	54.00
PAYROLL LIABILITIES:EMPLOYEE WITHHOLDINGS:Employee Paid FICA:Employee % Medicare	0.93
PAYROLL LIABILITIES:EMPLOYEE WITHHOLDINGS:Employee Paid FICA:Employee % Social Security	4.03
PAYROLL LIABILITIES:EMPLOYEE WITHHOLDINGS:Employee PIT W/H	19.80
PAYROLL LIABILITIES:EMPLOYEE WITHHOLDINGS:Employee Vol. SDI W/H	0.77
PAYROLL LIABILITIES:EMPLOYER CONTRIBUTIONS & TAXES:Employer IRA Contributions	6.57
PAYROLL LIABILITIES:EMPLOYER CONTRIBUTIONS & TAXES:Payroll Taxes:Employer FICA:Medicare	0.93
PAYROLL LIABILITIES:EMPLOYER CONTRIBUTIONS & TAXES:Payroll Taxes:Employer FICA:Social Security	4.03
PAYROLL LIABILITIES:EMPLOYER CONTRIBUTIONS & TAXES:Payroll Taxes:Employer SUI	-12.40
Net cash provided by Operating Activities	28,262.80
FINANCING ACTIVITIES	
1110 · Retained Earnings	-10,465.00
Restricted:Capital Improvement Plan (\$23)	10,172.50
Net cash provided by Financing Activities	-292.50
Net cash increase for period	27,970.30
Cash at beginning of period	1,088,014.52
Cash at end of period	1,115,984.82

9:33 AM

01/18/22

Buckingham Park Water District
Statement of Cash Flows
 July through November 2021

	Jul - Nov 21
OPERATING ACTIVITIES	
Net Income	68,174.18
Adjustments to reconcile Net Income to net cash provided by operations:	
200 · Accounts Receivable:200-30 · Utility Billing Receivable	42,361.57
300 · Prepaid Expenses	-152.83
300 · Prepaid Expenses:300-35 · Prepaid Insurance-Liability	-10,968.97
300 · Prepaid Expenses:300-10 · Prepaid Chemicals:300-101 · Prepaid Coagulant	-962.94
300 · Prepaid Expenses:300-10 · Prepaid Chemicals:300-105 · Prepaid Coagulant Aid	-79.71
300 · Prepaid Expenses:300-10 · Prepaid Chemicals:300-200 · PrePaid Chlor Disinfectant	901.67
300 · Prepaid Expenses:300-20 · Prepaid Filter Media	575.00
300 · Prepaid Expenses:300-30 · Prepaid Insurance-Workers Comp	-2,131.48
300 · Prepaid Expenses:300-40 · Prepaid Office Supplies & Svcs	-1,866.00
Accounts Payable	300.93
PAYROLL LIABILITIES:EMPLOYEE WITHHOLDINGS:Emp. IRA Contributions	29.98
PAYROLL LIABILITIES:EMPLOYEE WITHHOLDINGS:Employee Fed W/H	138.00
PAYROLL LIABILITIES:EMPLOYEE WITHHOLDINGS:Employee Paid FICA:Employee % Medicare	-138.54
PAYROLL LIABILITIES:EMPLOYEE WITHHOLDINGS:Employee Paid FICA:Employee % Social Security	-592.30
PAYROLL LIABILITIES:EMPLOYEE WITHHOLDINGS:Employee PIT W/H	456.22
PAYROLL LIABILITIES:EMPLOYEE WITHHOLDINGS:Employee Vol. SDI W/H	229.49
PAYROLL LIABILITIES:EMPLOYER CONTRIBUTIONS & TAXES:Employer IRA Contributions	21.58
PAYROLL LIABILITIES:EMPLOYER CONTRIBUTIONS & TAXES:Payroll Taxes:Employer FICA:Medicare	-138.54
PAYROLL LIABILITIES:EMPLOYER CONTRIBUTIONS & TAXES:Payroll Taxes:Employer FICA:Social Security	-592.30
PAYROLL LIABILITIES:EMPLOYER CONTRIBUTIONS & TAXES:Payroll Taxes:Employer SUI	14.26
Net cash provided by Operating Activities	95,579.27
FINANCING ACTIVITIES	
USDA Loan	-31,334.37
1110 · Retained Earnings	-20,898.63
Restricted:Capital Improvement Plan (\$23)	-73,348.88
Restricted:Emergency Reserves(\$7)	-2,061.38
Net cash provided by Financing Activities	-127,643.26
Net cash increase for period	-32,063.99
Cash at beginning of period	1,148,048.81
Cash at end of period	1,115,984.82

JOURNAL ENTRY TO RECORD CHEMICAL INVENTORY FOR MONTH ENDING:

Nov. 2021

1. PRE-CHLORINE

CREDIT: PREPAID CHEMICALS / DISINFECTANT

DEBIT: 531.20 / PRE-CHLORINE

\$ 227.14

MEMO: EXPENSE 52.7 GAL OF PRE-CL2

0.0

0.0

2. POST-CHLORINE

CREDIT: PREPAID CHEMICALS / DISINFECTANT

DEBIT: 531.25 / POST CHLORINE

\$ 260.76

MEMO: EXPENSE 60.5 GAL OF POST-CL2

0.0

Pre Cl2 - 52.7 x
4.31 =
227.14 *

0.0

Post Cl2 - 60.5 x
4.31 =
260.76 *

3. COAGULANT

CREDIT: PREPAID CHEMICALS / COAGULANT

DEBIT: 531.30 / COAGULANT

\$ 636.34

MEMO: EXPENSE 97.3 GAL OF COAG

0.0

Coagulant - 97.3 x
6.54 =
636.34 *

0.0

Coagulant Aid - 9.9 x
13.24 =
131.08 *

4. COAGULANT AID

CREDIT: PREPAID CHEMICALS / COAGULANT AID

DEBIT: 531.35 / COAGULANT AID

\$ 131.08

MEMO: EXPENSE 9.9 GAL OF COAG AID

9:18 AM

12/07/21

Accrual Basis

Buckingham Park Water District
General Journal Transaction
November 30, 2021

<u>Num</u>	<u>Name</u>	<u>Memo</u>	<u>Account</u>	<u>Class</u>	<u>Debit</u>	<u>Credit</u>
47062		Expense pre-...	531.20 · Chemicals-...		227.14	
		Expense post...	531.25 · Chemicals-...		260.76	
		113.2 gal exp...	300-200 · PrePaid C...			487.90
					<u>487.90</u>	<u>487.90</u>
TOTAL					<u><u>487.90</u></u>	<u><u>487.90</u></u>

9:20 AM

12/07/21

Accrual Basis

Buckingham Park Water District
General Journal Transaction
November 30, 2021

<u>Num</u>	<u>Name</u>	<u>Memo</u>	<u>Account</u>	<u>Class</u>	<u>Debit</u>	<u>Credit</u>
47063		Coagulant Ex...	531.30 · Chemicals ...		636.34	
		Coagulant Ex...	300-105 · Prepaid C...		131.08	
		Coagulant Ex...	300-101 · Prepaid C...			767.42
					<u>767.42</u>	<u>767.42</u>
TOTAL					<u>767.42</u>	<u>767.42</u>


UMPQUA BANK

November 30, 2021 Page: 1 of 9

 Customer Service:
 1-866-486-7782

 BUCKINGHAM PARK WATER DISTRICT
 2880 EASTLAKE DR
 KELSEYVILLE CA 95451-9031

 Last statement: October 31, 2021
 This statement: November 30, 2021

 Analyzed Business Account Service fees for Account Opening and Usage, Business Online Banking-Multi-User Tiers, Additional Prior Day Accounts, Store Cash Services and Treasury Management Services, will change on November 01, 2021. For more information, visit: umpquabank.com: umpquabank.com/Analyzed-Business-Fees
PUBLIC FUNDS ANALYZED CHECKING

Account number	4861421586	Beginning balance	\$142,352.98
Low balance	\$100,877.91	Deposits/Additions	\$75,878.02
Average balance	\$111,507.84	Withdrawals/Subtractions	\$97,507.04
Interest earned	\$0.00	Ending balance	\$120,723.96

Deposits/Additions

<u>Date</u>	<u>Description</u>	<u>Additions</u>
11-15	Deposit	200.00
11-22	Deposit	1,000.00
Total Additions		\$1,200.00

Other Deposits/ Additions

<u>Date</u>	<u>Description</u>	<u>Additions</u>
11-01	Remote Capture Dep	12,982.95
11-01	Remote Capture Dep	1,295.87
11-02	Remote Capture Dep	625.00
11-03	Remote Capture Dep	891.76
11-08	Remote Capture Dep	5,273.01
11-10	Remote Capture Dep	3,963.98
11-12	Remote Capture Dep	4,020.62
11-15	Remote Capture Dep	3,865.82
11-16	Remote Capture Dep	3,996.01
11-18	Remote Capture Dep	1,940.78
11-22	Remote Capture Dep	4,226.73
11-23	Remote Capture Dep	2,953.56
11-29	Remote Capture Dep	4,262.15
11-30	Remote Capture Dep	3,210.57

BUCKINGHAM PARK WATER DISTRICT

November 30, 2021 Page: 2 of 9

<u>Date</u>	<u>Description</u>	<u>Additions</u>
Total Other Deposits/ Additions		\$53,508.81

ACH and Electronic Payments/Subtractions

<u>Date</u>	<u>Description</u>	<u>Subtractions</u>
11-01	ACH Debit Calpers 3100 7823229732 100000016553475	1,546.73
11-03	ACH Debit Vsp Payment Payments 20211103	46.28
11-08	ACH Debit Pgande Web Online 20211106	158.31
11-08	ACH Debit Pgande Web Online 20211106	232.49
11-08	ACH Debit Pgande Web Online 20211106	3,062.98
11-10	ACH Debit United Healthcar EDI Paymts 20211110 442580044974	2,883.16
11-10	ACH Debit Buckingham Park ACH 9425181586 Debit Offset For O Riginated Credits	5,130.99
11-12	ACH Debit Employment Devel Edd Eftpmt 434545440 20211112	132.95
11-12	ACH Debit Employment Devel Edd Eftpmt 596808480 20211112	443.06
11-12	ACH Debit IRS Usatapytmt 270171614783187 20211112	2,902.02
11-15	ACH Debit Calpers 3100 7823229732 100000016583064	1,274.78
11-23	ACH Debit Calpers 3100 7823229732 100000016553500	1,274.46
11-24	ACH Debit Buckingham Park ACH 9425181586 Debit Offset For O Riginated Credits	5,374.56
11-26	ACH Debit Employment Devel Edd Eftpmt 293262112 20211126	128.21
11-26	ACH Debit Employment Devel Edd Eftpmt 187773728 20211126	424.24
11-26	ACH Debit IRS Usatapytmt 270173084310617 20211126	2,853.74
11-30	ACH Debit Buckingham Park Rtn Item 9425181586 Chargeback For Ret Urned Originated D Ebits	109.88
Total ACH and Electronic Payments/Subtractions		\$27,978.84

ACH and Electronic Deposits/Additions

<u>Date</u>	<u>Description</u>	<u>Additions</u>
11-01	ACH Credit Paygov.U.S, LLC Tf10.28 Buckingham Park 20211101	443.91 = 115.35 + 328.56
11-02	ACH Credit Paygov.U.S, LLC Tf10.29 Buckingham Park 20211102	321.24 = 200 + 121.24
11-03	ACH Credit Paygov.U.S, LLC Tf11.1 Buckingham Park 20211103	317.52 = 199.69 + 117.83
11-04	ACH Credit Paygov.U.S, LLC Tf11.2 Buckingham Park 20211104	167.16
11-05	ACH Credit Paygov.U.S, LLC Tf11.3 Buckingham Park 20211105	205.59
11-08	ACH Credit Paygov.U.S, LLC Tf11.4 Buckingham Park 20211108	138.05 = 96.38 + 39.67
11-09	ACH Credit Paygov.U.S, LLC Tf 11.5 Buckingham Park 20211109	130.00
11-10	ACH Credit Paygov.U.S, LLC Tf 11.8 Buckingham Park 20211110	114.26
11-12	ACH Credit Paygov.U.S, LLC Tf 11.9 Buckingham Park 20211112	114.32
11-15	ACH Credit Paygov.U.S, LLC Tf 11.11 Buckingham Park 20211115	100.00
11-22	ACH Credit Paygov.U.S, LLC Tf11.18 Buckingham Park 20211122	22.00
11-23	ACH Credit Paygov.U.S, LLC Tf11.19 Buckingham Park 20211123	150.00
11-26	ACH Credit Buckingham Park Payment 9425181586 Credit Offset For Originated Debits	18,559.64
11-26	ACH Credit Paygov.U.S, LLC Tf 11.23 Buckingham Park 20211126	62.44
11-29	ACH Credit Paygov.U.S, LLC Tf11.25 Buckingham Park 20211129	323.08 = 99.70 + 223.38
Total ACH and Electronic Deposits/Additions		\$21,169.21

Other Withdrawals/Subtractions

<u>Date</u>	<u>Description</u>	<u>Subtractions</u>
11-12	Deposit Adj Debit 11-10 Missing Leg Amt & Signature Ck 2338	698.96
11-22	Maintenance Fee Analysis Activity For 10/21	226.88
11-29	Cash Mgmt Trsfr Dr Ref 3331049I Funds Transfer To Dep 4864976156 From Usda Loan Payment	375.95
Total Other Withdrawals/Subtractions		\$1,301.79

Daily Balances

<u>Date</u>	<u>Amount</u>	<u>Date</u>	<u>Amount</u>	<u>Date</u>	<u>Amount</u>
10-31	142,352.98	11-09	110,961.79	11-22	108,576.04
11-01	155,528.98	11-10	107,025.88	11-23	110,405.14
11-02	151,034.55	11-12	104,618.93	11-24	100,877.91
11-03	108,631.71	11-15	106,639.65	11-26	116,093.80
11-04	108,798.87	11-16	110,610.15	11-29	119,021.08
11-05	108,874.51	11-17	103,878.60	11-30	120,723.96
11-08	110,831.79	11-18	103,755.87		

Overdraft Fee Summary

	Total For This Period	Total Year-to-Date
Total Overdraft Fees	\$0.00	\$0.00
Total Returned Item Fees	\$0.00	\$0.00

Checks

<u>Check #</u>	<u>Amount</u>	<u>Date</u>	<u>Check #</u>	<u>Amount</u>	<u>Date</u>
2861	\$40,850.00	11-03	2898	\$84.00	11-18
*2873	\$2,295.00	11-02	2899	\$952.00	11-29
2874	\$78.90	11-03	2900	\$120.23	11-22
2875	\$1,866.00	11-03	2901	\$330.00	11-18
2876	\$26.05	11-02	2902	\$44.46	11-18
2877	\$129.95	11-05	2903	\$21.02	11-17
2878	\$1,202.66	11-02	2904	\$753.48	11-18
2879	\$1,916.96	11-02	2905	\$391.45	11-18
2880	\$478.47	11-03	2906	\$60.00	11-22
2881	\$292.47	11-03	2907	\$100.00	11-17
2882	\$25.51	11-16	2908	\$279.33	11-18
2883	\$740.32	11-15	*2910	\$2,477.67	11-24
*2885	\$2,364.90	11-12	*2921	\$280.00	11-30
*2893	\$130.00	11-15	*2924	\$330.00	11-29
2894	\$21.45	11-22	*2926	\$37.00	11-30
2895	\$124.00	11-17	*2929	\$144.40	11-30
2896	\$6,486.53	11-17	*2931	\$1,675.00	11-24
2897	\$180.79	11-18	2932	\$936.41	11-30

(* Skip in check sequence, R-Check has been returned, + Electronified check)

Total Checks paid: 36 for **-\$68,226.41**

BUCKINGHAM PARK WATER DISTRICT

November 30, 2021 Page: 4 of 9

BUCKINGHAM PARK WATER DISTRICT
 P.O. BOX 4568
 KELSEVILLE, CA 95451-9031

2861
 10/15/2021

PAY TO THE ORDER OF: T & S Construction Co, Inc. \$ 40,850.00

One Thousand Eight Hundred Eighty and 00/100

T & S Construction Co, Inc.
 P.O. Box 27858
 Sacramento, Ca 95827

MEMO: Job Number 20217

002875 0123205054 4861421586*

Check # 2861, Posted 11-03-21, Amount \$40,850.00

BUCKINGHAM PARK WATER DISTRICT
 P.O. BOX 4568
 KELSEVILLE, CA 95451-9031

2875
 10/26/2021

PAY TO THE ORDER OF: California Special Districts Association \$ 1,866.00

One Thousand Eight Hundred Eighty-Six and 00/100

California Special Districts Association
 1121 S Street, Suite 200
 Sacramento, CA 95814

MEMO: Membership ID#45874

002875 0123205054 4861421586*

Check # 2875, Posted 11-03-21, Amount \$1,866.00

11/27/2021
 For: T & S Construction Co, Inc.
 1121 S Street, Suite 200
 Sacramento, CA 95814

11/27/2021 ELECTRONICALLY PRESENTED

FOR DEPOSIT ONLY
 CREDIT TO THE ORDER OF:
 T & S Construction Co, Inc.
 1121 S Street, Suite 200
 Sacramento, CA 95814
 4797345

BUCKINGHAM PARK WATER DISTRICT
 P.O. BOX 4568
 KELSEVILLE, CA 95451-9031

2873
 10/26/2021

PAY TO THE ORDER OF: Alpha Analytical Laboratories, Inc. \$ 2,295.00

Two Thousand Two Hundred Twenty-Five and 00/100

Alpha Analytical Laboratories, Inc.
 208 Mason Street
 Ukiah, CA 95482

MEMO:

002875 0123205054 4861421586*

Check # 2873, Posted 11-02-21, Amount \$2,295.00

BUCKINGHAM PARK WATER DISTRICT
 P.O. BOX 4568
 KELSEVILLE, CA 95451-9031

2876
 10/26/2021

PAY TO THE ORDER OF: Lake County Waste Solutions \$ 26.05

Twenty-Six and 05/100

Lake County Waste Solutions
 P.O. Box 60
 Ukiah, CA 95482-0060

MEMO:

002875 0123205054 4861421586*

Check # 2876, Posted 11-02-21, Amount \$26.05

123205054 002873
 4861421586
 BUCKINGHAM PARK WATER DISTRICT

MEMO: Alpha Analytical Laboratories, Inc.
 208 Mason Street
 Ukiah, CA 95482

11/27/2021 ELECTRONICALLY PRESENTED

FOR DEPOSIT ONLY
 CREDIT TO THE ORDER OF:
 Lake County Waste Solutions
 P.O. Box 60
 Ukiah, CA 95482-0060

BUCKINGHAM PARK WATER DISTRICT
 P.O. BOX 4568
 KELSEVILLE, CA 95451-9031

2874
 10/26/2021

PAY TO THE ORDER OF: Autzone \$ 78.90

Seventy-Eight and 90/100

Autzone, Inc.
 P.O. Box 116997
 Atlanta, Georgia 30368-6007

MEMO: Accts 11005872

002875 0123205054 4861421586*

Check # 2874, Posted 11-03-21, Amount \$78.90

BUCKINGHAM PARK WATER DISTRICT
 P.O. BOX 4568
 KELSEVILLE, CA 95451-9031

2877
 10/26/2021

PAY TO THE ORDER OF: Medacoq \$ 129.95

One Hundred Twenty-Nine and 95/100

Medacoq
 P.O. Box 5744
 Canal Stream, IL 60197-5741

MEMO: 8384800030092052

002877 0123205054 4861421586*

Check # 2877, Posted 11-05-21, Amount \$129.95

009715 37 1103331 01 60:31:24

FOR DEPOSIT ONLY
 CREDIT TO THE ORDER OF:
 Medacoq Comm. Corporation
 Absence of Endorsement Guaranteed

FOR DEPOSIT ONLY
 CREDIT TO THE ORDER OF:
 Medacoq Comm. Corporation
 Absence of Endorsement Guaranteed
 8384800030092052

BUCKINGHAM PARK WATER DISTRICT

November 30, 2021 Page: 5 of 9

BUCKINGHAM PARK WATER DISTRICT
 PH (972) 774-6564
 2800 EASTLAKE DR.
 KELSEYVILLE, CA 95451-9031

10/26/2021

PAY TO THE ORDER OF Peak Supply \$ 1,202.60

One Thousand Two Hundred Two and 60/100 DOLLARS

MEMO: C01503519-00

002878 1123205054 4861421586*

Check # 2878, Posted 11-02-21, Amount \$1,202.66

BUCKINGHAM PARK WATER DISTRICT
 PH (972) 774-6564
 2800 EASTLAKE DR.
 KELSEYVILLE, CA 95451-9031

10/26/2021

PAY TO THE ORDER OF Webb Marine Products, Inc \$ 292.47

Two Hundred Ninety Two and 47/100 DOLLARS

MEMO: Webb Marine Products, Inc
 181 W22350 Johnson Drive
 Wiskecha, WI 53185

002881 1123205054 4861421586*

Check # 2881, Posted 11-03-21, Amount \$292.47

Seq: 36
 Dep: 018753
 Date: 11/01/21

For Deposit Only
 At Wells Fargo Bank
 Member FDIC

11/01/21 11:01:21 Dep 018753/01 Cont 2347 User 115055

For Return
 Deposit Only
 The Wells
 Fargo Bank

BUCKINGHAM PARK WATER DISTRICT
 PH (972) 774-6564
 2800 EASTLAKE DR.
 KELSEYVILLE, CA 95451-9031

10/26/2021

PAY TO THE ORDER OF Tyler Technologies, Inc \$ 1,916.00

One Thousand Nine Hundred Sixteen and 00/100 DOLLARS

MEMO: 48378

002879 1123205054 4861421586*

Check # 2879, Posted 11-02-21, Amount \$1,916.96

BUCKINGHAM PARK WATER DISTRICT
 PH (972) 774-6564
 2800 EASTLAKE DR.
 KELSEYVILLE, CA 95451-9031

10/26/2021

PAY TO THE ORDER OF Quik \$ 25.51

Twenty-Five and 51/100 DOLLARS

MEMO: C6245908

002882 1123205054 4861421586*

Check # 2882, Posted 11-16-21, Amount \$25.51

11/01/21 11:01:21
 4861421586

For Deposit Only
 At Wells Fargo Bank
 Member FDIC

11/01/21 11:01:21 Dep 018753/01 Cont 2347 User 115055

WELLS FARGO BANK • 435372479 •
 STAPLES 0000215505 AT WELLS FARGO BANK

BUCKINGHAM PARK WATER DISTRICT
 PH (972) 774-6564
 2800 EASTLAKE DR.
 KELSEYVILLE, CA 95451-9031

10/26/2021

PAY TO THE ORDER OF US Bank \$ 478.47

Four Hundred Seventy Eight and 47/100 DOLLARS

MEMO: US Bank
 P.O. Box 6343
 Fargo, ND 58125-6343

002880 1123205054 4861421586*

Check # 2880, Posted 11-03-21, Amount \$478.47

BUCKINGHAM PARK WATER DISTRICT
 PH (972) 774-6564
 2800 EASTLAKE DR.
 KELSEYVILLE, CA 95451-9031

11/5/2021

PAY TO THE ORDER OF Lori Gonzalez - Reimbursement \$ 740.32

Seven Hundred Forty and 32/100 DOLLARS

MEMO: Lori Gonzalez - Reimbursement
 16033 31st Avenue
 Cheshire, CA 95422

002883 1123205054 4861421586*

Check # 2883, Posted 11-15-21, Amount \$740.32

11/02/2021 1500020520 50279 00018

11/02/2021 1500020520 50279
 >091000022< U.S. BANK
 Fargo Electronic Payment

MEMO: U.S. BANK

BUCKINGHAM PARK WATER DISTRICT

November 30, 2021 Page: 6 of 9

BUCKINGHAM PARK WATER DISTRICT
 PH (927) 794-4366
 2850 EASTLAKE DR.
 KELSEYVILLE, CA 95451-9011

2885
 11/12/2021

PAY TO THE ORDER OF Alan Mitchell \$ 2,364.00

Two Thousand Three Hundred Sixty-Four and 00/100

Alan Mitchell
 3535 Jefferson Street
 Clearlake, CA 95422

MEMO Pay Period: 10/24/2021 - 11/05/2021

002885 ⑆123205054⑆ 4861421586⑆

Check # 2885, Posted 11-12-21, Amount \$2,364.90

BUCKINGHAM PARK WATER DISTRICT
 PH (927) 794-4366
 2850 EASTLAKE DR.
 KELSEYVILLE, CA 95451-9011

2895
 11/10/2021

PAY TO THE ORDER OF Alpha Analytical Laboratories, Inc. \$ 124.00

One Hundred Twenty-Four and 00/100

Alpha Analytical Laboratories, Inc.
 208 Mason Street
 Ukiah, CA 95487

MEMO

002895 ⑆123205054⑆ 4861421586⑆

Check # 2895, Posted 11-17-21, Amount \$124.00

BUCKINGHAM PARK WATER DISTRICT
 PH (927) 794-4366
 2850 EASTLAKE DR.
 KELSEYVILLE, CA 95451-9011

2893
 11/9/2021

PAY TO THE ORDER OF Alimceah Wondersahal - Petty Cash \$ 130.00

One Hundred Thirty and 00/100

MEMO

002893 ⑆123205054⑆ 4861421586⑆

Check # 2893, Posted 11-15-21, Amount \$130.00

BUCKINGHAM PARK WATER DISTRICT
 PH (927) 794-4366
 2850 EASTLAKE DR.
 KELSEYVILLE, CA 95451-9011

2896
 11/10/2021

PAY TO THE ORDER OF Aqua Sierra Controls, Inc. \$ 6,486.53

Six Thousand Four Hundred Eighty-Six and 53/100

Aqua Sierra Controls, Inc.
 1650 Industrial Drive
 Auburn, Ca 95603

MEMO

002896 ⑆123205054⑆ 4861421586⑆

Check # 2896, Posted 11-17-21, Amount \$6,486.53

BUCKINGHAM PARK WATER DISTRICT
 PH (927) 794-4366
 2850 EASTLAKE DR.
 KELSEYVILLE, CA 95451-9011

2894
 11/9/2021

PAY TO THE ORDER OF Jay's Ande \$ 21.45

Twenty-One and 45/100

Jay's Ande
 3813 East Clearsprings Drive
 Hemp, ID 83955

MEMO Over Payment from Escrow

002894 ⑆123205054⑆ 4861421586⑆

Check # 2894, Posted 11-22-21, Amount \$21.45

BUCKINGHAM PARK WATER DISTRICT
 PH (927) 794-4366
 2850 EASTLAKE DR.
 KELSEYVILLE, CA 95451-9011

2897
 11/10/2021

PAY TO THE ORDER OF AT&T (CALNET3) BAN #9381064713 \$ 180.79

One Hundred Eighty and 79/100

AT&T (CALNET3) BAN #9381064713
 P.O. Box 0019
 Carol Stream, IL 60197-9011

MEMO

002897 ⑆123205054⑆ 4861421586⑆

Check # 2897, Posted 11-18-21, Amount \$180.79

BUCKINGHAM PARK WATER DISTRICT
 PH (927) 794-4366
 2850 EASTLAKE DR.
 KELSEYVILLE, CA 95451-9011

2898
 11/10/2021

PAY TO THE ORDER OF AT&T (CALNET3) BAN #9381064713 \$ 180.79

One Hundred Eighty and 79/100

AT&T (CALNET3) BAN #9381064713
 P.O. Box 0019
 Carol Stream, IL 60197-9011

MEMO

002898 ⑆123205054⑆ 4861421586⑆

BUCKINGHAM PARK WATER DISTRICT
 PH (927) 794-4366
 2850 EASTLAKE DR.
 KELSEYVILLE, CA 95451-9011

2899
 11/10/2021

PAY TO THE ORDER OF AT&T (CALNET3) BAN #9381064713 \$ 180.79

One Hundred Eighty and 79/100

AT&T (CALNET3) BAN #9381064713
 P.O. Box 0019
 Carol Stream, IL 60197-9011

MEMO

002899 ⑆123205054⑆ 4861421586⑆

BUCKINGHAM PARK WATER DISTRICT

November 30, 2021 Page: 7 of 9

BUCKINGHAM PARK WATER DISTRICT
 P.O. BOX 449
 2800 EASTLAKE DR.
 KELSEVILLE, CA 95451-9031

11/10/2021

FAY TO THE ORDER OF California's Extremist Alliance \$ 84.00

Eighty Four and 00/100

MEMO
 44245

⑆002898⑆ ⑆123205054⑆ 4861421586⑆

Check # 2898, Posted 11-18-21, Amount \$84.00

BUCKINGHAM PARK WATER DISTRICT
 P.O. BOX 449
 2800 EASTLAKE DR.
 KELSEVILLE, CA 95451-9031

11/10/2021

FAY TO THE ORDER OF Karla Kennedy \$ 330.00

Three Hundred Thirty and 00/100

MEMO

⑆002901⑆ ⑆123205054⑆ 4861421586⑆

Check # 2901, Posted 11-18-21, Amount \$330.00

BUCKINGHAM PARK WATER DISTRICT
 P.O. BOX 449
 2800 EASTLAKE DR.
 KELSEVILLE, CA 95451-9031

11/10/2021

FAY TO THE ORDER OF County of Lake Health Services Dept \$ 952.00

Nine Hundred Fifty Two and 00/100

MEMO
 Facility ID #FA2000028

⑆002899⑆ ⑆123205054⑆ 4861421586⑆

Check # 2899, Posted 11-29-21, Amount \$952.00

BUCKINGHAM PARK WATER DISTRICT
 P.O. BOX 449
 2800 EASTLAKE DR.
 KELSEVILLE, CA 95451-9031

11/10/2021

FAY TO THE ORDER OF Kelsey/Lee Lumber \$ 44.46

Forty Four and 46/100

MEMO
 #BUCPA

⑆002902⑆ ⑆123205054⑆ 4861421586⑆

Check # 2902, Posted 11-18-21, Amount \$44.46

BUCKINGHAM PARK WATER DISTRICT
 P.O. BOX 449
 2800 EASTLAKE DR.
 KELSEVILLE, CA 95451-9031

11/10/2021

FAY TO THE ORDER OF Granger \$ 120.23

One Hundred Twenty and 23/100

MEMO
 620911842

⑆002900⑆ ⑆123205054⑆ 4861421586⑆

Check # 2900, Posted 11-22-21, Amount \$120.23

BUCKINGHAM PARK WATER DISTRICT
 P.O. BOX 449
 2800 EASTLAKE DR.
 KELSEVILLE, CA 95451-9031

11/10/2021

FAY TO THE ORDER OF Mendo Mill Home Center & Lumber Co \$ 21.02

Twenty One and 02/100

MEMO
 601170

⑆002903⑆ ⑆123205054⑆ 4861421586⑆

Check # 2903, Posted 11-17-21, Amount \$21.02

BUCKINGHAM PARK WATER DISTRICT
 P.O. BOX 449
 2800 EASTLAKE DR.
 KELSEVILLE, CA 95451-9031

11/10/2021

FAY TO THE ORDER OF Granger \$ 120.23

One Hundred Twenty and 23/100

MEMO
 620911842

⑆002900⑆ ⑆123205054⑆ 4861421586⑆

BUCKINGHAM PARK WATER DISTRICT
 P.O. BOX 449
 2800 EASTLAKE DR.
 KELSEVILLE, CA 95451-9031

11/10/2021

FAY TO THE ORDER OF Granger \$ 120.23

One Hundred Twenty and 23/100

MEMO
 620911842

⑆002900⑆ ⑆123205054⑆ 4861421586⑆

BUCKINGHAM PARK WATER DISTRICT
 2500 EASTLAKE DR.
 KELSEYVILLE, CA 95451-9031

2904
 11/10/2021

PAY TO THE ORDER OF: NTU Technologies, Inc. \$ 753.48

Seven Hundred Fifty-Three and 48/100 DOLLARS

NTU Technologies, Inc.
 P.O. Box 1197
 Davis, CA 95517

MEMO: 72768685/Insurance Agreement

11123205054 4861421586

Check # 2904, Posted 11-18-21, Amount \$753.48

BUCKINGHAM PARK WATER DISTRICT
 2500 EASTLAKE DR.
 KELSEYVILLE, CA 95451-9031

2907
 11/10/2021

PAY TO THE ORDER OF: Digital Department In-the Streamline \$ 100.00

One Hundred and 00/100 DOLLARS

Streamline
 P.O. Box 207661
 Dallas, TX 75207-6611

MEMO: 11123205054 4861421586

Check # 2907, Posted 11-17-21, Amount \$100.00

BUCKINGHAM PARK WATER DISTRICT
 2500 EASTLAKE DR.
 KELSEYVILLE, CA 95451-9031

2905
 11/10/2021

PAY TO THE ORDER OF: Scott Technology Group \$ 391.45

Three Hundred Ninety-One and 45/100 DOLLARS

Scott Technology Group
 100 Professional Center Drive, Suite 105
 Robert Park, CA 94928

MEMO: 72768685/Insurance Agreement

11123205054 4861421586

Check # 2905, Posted 11-18-21, Amount \$391.45

BUCKINGHAM PARK WATER DISTRICT
 2500 EASTLAKE DR.
 KELSEYVILLE, CA 95451-9031

2908
 11/10/2021

PAY TO THE ORDER OF: USA Bluebook \$ 279.33

Two Hundred Seventy-Nine and 33/100 DOLLARS

USA Bluebook
 P.O. Box 5004
 Gurnee, IL 60031

MEMO: 590374

11123205054 4861421586

Check # 2908, Posted 11-18-21, Amount \$279.33

BUCKINGHAM PARK WATER DISTRICT
 2500 EASTLAKE DR.
 KELSEYVILLE, CA 95451-9031

2906
 11/22/2021

PAY TO THE ORDER OF: State Water Resources Control Board \$ 60.00

Sixty and 00/100 DOLLARS

State Water Resources Control Board
 Drinking Water Oper. Cert Program
 P.O. Box 944212
 Sacramento, CA 95824-2120

MEMO: Operator #42539 - Renewal for 2022

11123205054 4861421586

Check # 2906, Posted 11-22-21, Amount \$60.00

BUCKINGHAM PARK WATER DISTRICT
 2500 EASTLAKE DR.
 KELSEYVILLE, CA 95451-9031

2910
 11/24/2021

PAY TO THE ORDER OF: Alan Elshert \$ 2,477.67

Two Thousand Four Hundred Seventy-Seven and 67/100 DOLLARS

Alan Elshert
 3535 Jefferson Street
 Clearlake, CA 95422

MEMO: Pay Period: 11/07/2021 - 11/20/2021

11123205054 4861421586

Check # 2910, Posted 11-24-21, Amount \$2,477.67

BUCKINGHAM PARK WATER DISTRICT
 2500 EASTLAKE DR.
 KELSEYVILLE, CA 95451-9031

2908
 11/10/2021

PAY TO THE ORDER OF: USA Bluebook \$ 279.33

Two Hundred Seventy-Nine and 33/100 DOLLARS

USA Bluebook
 P.O. Box 5004
 Gurnee, IL 60031

MEMO: 590374

11123205054 4861421586

BUCKINGHAM PARK WATER DISTRICT
 2500 EASTLAKE DR.
 KELSEYVILLE, CA 95451-9031

2906
 11/22/2021

PAY TO THE ORDER OF: State Water Resources Control Board \$ 60.00

Sixty and 00/100 DOLLARS

State Water Resources Control Board
 Drinking Water Oper. Cert Program
 P.O. Box 944212
 Sacramento, CA 95824-2120

MEMO: Operator #42539 - Renewal for 2022

11123205054 4861421586

BUCKINGHAM PARK WATER DISTRICT
 2500 EASTLAKE DR.
 KELSEYVILLE, CA 95451-9031

2906
 11/22/2021

PAY TO THE ORDER OF: State Water Resources Control Board \$ 60.00

Sixty and 00/100 DOLLARS

State Water Resources Control Board
 Drinking Water Oper. Cert Program
 P.O. Box 944212
 Sacramento, CA 95824-2120

MEMO: Operator #42539 - Renewal for 2022

11123205054 4861421586

Alan Elshert

BUCKINGHAM PARK WATER DISTRICT

November 30, 2021 Page: 9 of 9

BUCKINGHAM PARK WATER DISTRICT **BUCKPRK**
 PH (907) 794-4564
 2340 EASTLAKE DR.
 KELSEYVILLE, CA 95451-9031
 11/22/2021

PAY TO THE ORDER OF Alpha Analytical Laboratories, Inc. \$ 280.00
 Two Hundred Eighty and 00/100

Alpha Analytical Laboratories, Inc.
 2203 Mason Street
 Ukiah, CA 95432

MEMO CASH 0319.00

⑆002921⑆ ⑆123205054⑆ 4861421586⑆

Check # 2921, Posted 11-30-21, Amount \$280.00

BUCKINGHAM PARK WATER DISTRICT
 PH (907) 794-4564
 2340 EASTLAKE DR.
 KELSEYVILLE, CA 95451-9031
 11/22/2021

PAY TO THE ORDER OF Pipe Supply \$ 144.40
 One Hundred Forty Four and 00/100

Pipe Supply Corp
 PO Box 8107
 Redwood Park, CA 94927-8107

MEMO CASH 0319.00

⑆002929⑆ ⑆123205054⑆ 4861421586⑆

Check # 2929, Posted 11-30-21, Amount \$144.40

⑆123205054⑆ ⑆002921⑆
 ⑆4861421586⑆

BUCKINGHAM PARK WATER DISTRICT

⑆1104903⑆ ⑆SBMC 0020⑆

⑆002921⑆ ⑆123205054⑆ ⑆4861421586⑆

⑆002921⑆ ⑆123205054⑆ ⑆4861421586⑆

⑆123205054⑆ ⑆002929⑆

⑆4861421586⑆

BUCKINGHAM PARK WATER DISTRICT

⑆1104903⑆ ⑆SBMC 0020⑆

⑆002929⑆ ⑆123205054⑆ ⑆4861421586⑆

⑆002929⑆ ⑆123205054⑆ ⑆4861421586⑆

BUCKINGHAM PARK WATER DISTRICT
 PH (907) 794-4564
 2340 EASTLAKE DR.
 KELSEYVILLE, CA 95451-9031
 11/22/2021

PAY TO THE ORDER OF Karla Kennedy \$ 330.00
 Three Hundred Thirty and 00/100

Karla Kennedy
 P.O. Box 65
 Lovelock, CA 95457

MEMO

⑆002924⑆ ⑆123205054⑆ ⑆4861421586⑆

Check # 2924, Posted 11-29-21, Amount \$330.00

BUCKINGHAM PARK WATER DISTRICT
 PH (907) 794-4564
 2340 EASTLAKE DR.
 KELSEYVILLE, CA 95451-9031
 11/22/2021

PAY TO THE ORDER OF Terri Lujan \$ 1,675.00
 One Thousand Six Hundred Seventy Five and 00/100

Terri Lujan
 2535 Eastlake Drive
 Kelseyville, CA 9545

MEMO

⑆002931⑆ ⑆123205054⑆ ⑆4861421586⑆

Check # 2931, Posted 11-24-21, Amount \$1,675.00

For Deposit Only - JPMC

⑆123205054⑆ ⑆002924⑆

⑆4861421586⑆

⑆1104903⑆ ⑆SBMC 0020⑆

⑆002924⑆ ⑆123205054⑆ ⑆4861421586⑆

⑆123205054⑆ ⑆002931⑆

⑆4861421586⑆

⑆1104903⑆ ⑆SBMC 0020⑆

⑆002931⑆ ⑆123205054⑆ ⑆4861421586⑆

BUCKINGHAM PARK WATER DISTRICT
 PH (907) 794-4564
 2340 EASTLAKE DR.
 KELSEYVILLE, CA 95451-9031
 11/22/2021

PAY TO THE ORDER OF Lake County Waste Solutions \$ 37.00
 Thirty Seven and 00/100

Lake County Waste Solutions
 P.O. Box 60
 Ukiah, CA 95432-6600

MEMO

⑆002926⑆ ⑆123205054⑆ ⑆4861421586⑆

Check # 2926, Posted 11-30-21, Amount \$37.00

BUCKINGHAM PARK WATER DISTRICT
 PH (907) 794-4564
 2340 EASTLAKE DR.
 KELSEYVILLE, CA 95451-9031
 11/22/2021

PAY TO THE ORDER OF US Bank \$ 936.41
 Nine Hundred Thirty Six and 41/100

US Bank
 P.O. Box 6343
 Fargo, ND 58125-6343

MEMO

⑆002932⑆ ⑆123205054⑆ ⑆4861421586⑆

Check # 2932, Posted 11-30-21, Amount \$936.41

⑆123205054⑆ ⑆002926⑆

⑆4861421586⑆

⑆1104903⑆ ⑆SBMC 0020⑆

⑆002926⑆ ⑆123205054⑆ ⑆4861421586⑆

⑆123205054⑆ ⑆002932⑆

⑆4861421586⑆

⑆1104903⑆ ⑆SBMC 0020⑆

⑆002932⑆ ⑆123205054⑆ ⑆4861421586⑆

7:24 AM

01/17/22

Buckingham Park Water District
Reconciliation Summary
115 · Umpqua Bank- 1586, Period Ending 11/30/2021

	Nov 30, 21
Beginning Balance	142,352.98
Cleared Transactions	
Checks and Payments - 61 items	-97,507.04
Deposits and Credits - 38 items	75,878.02
Total Cleared Transactions	-21,629.02
Cleared Balance	120,723.96
Uncleared Transactions	
Checks and Payments - 14 items	-5,821.32
Deposits and Credits - 8 items	4,484.16
Total Uncleared Transactions	-1,337.16
Register Balance as of 11/30/2021	119,386.80
New Transactions	
Checks and Payments - 69 items	-116,294.01
Deposits and Credits - 48 items	71,831.93
Total New Transactions	-44,462.08
Ending Balance	74,924.72

7:24 AM

01/17/22

Buckingham Park Water District

Reconciliation Detail

115 - Umpqua Bank- 1586, Period Ending 11/30/2021

Type	Date	Num	Name	Clr	Amount	Balance
Beginning Balance						142,352.98
Cleared Transactions						
Checks and Payments - 61 items						
Bill Pmt -Check	10/15/2021	2861	T & S Construction ...	X	-40,850.00	-40,850.00
Bill Pmt -Check	10/26/2021	2873	Alpha Analytical Lab...	X	-2,295.00	-43,145.00
Bill Pmt -Check	10/26/2021	2879	Tyler Technologies, ...	X	-1,916.96	-45,061.96
Bill Pmt -Check	10/26/2021	2875	California Special Di...	X	-1,866.00	-46,927.96
Bill Pmt -Check	10/26/2021	2878	Pace Supply	X	-1,202.66	-48,130.62
Bill Pmt -Check	10/26/2021	2880	US Bank	X	-478.47	-48,609.09
Bill Pmt -Check	10/26/2021	2881	Walsh Marine Produ...	X	-292.47	-48,901.56
Bill Pmt -Check	10/26/2021	2877	Mediacom	X	-129.95	-49,031.51
Bill Pmt -Check	10/26/2021	2874	Autozone	X	-78.90	-49,110.41
Bill Pmt -Check	10/26/2021	2876	Lake County Waste ...	X	-26.05	-49,136.46
Bill Pmt -Check	10/26/2021	2882	Quill	X	-25.51	-49,161.97
Liability Check	10/29/2021	ACH	CALPERS	X	-1,546.73	-50,708.70
Check	11/05/2021	ACH	PG&E	X	-3,062.98	-53,771.68
Bill Pmt -Check	11/05/2021	2883	Lori Gonzalez - Rei...	X	-740.32	-54,512.00
Check	11/05/2021	ACH	PG&E	X	-232.49	-54,744.49
Check	11/05/2021	ACH	PG&E	X	-158.31	-54,902.80
Liability Check	11/08/2021	2890	United States Treas...	X	-2,902.02	-57,804.82
Liability Check	11/08/2021	2888	CALPERS	X	-1,274.78	-59,079.60
Liability Check	11/08/2021	2889	EDD 69811925	X	-443.06	-59,522.66
Liability Check	11/08/2021	2891	EDD - Vol. 77653459	X	-132.95	-59,655.61
Check	11/09/2021	2893	Ahimsah Wonderwh...	X	-130.00	-59,785.61
Check	11/09/2021	2894	Janis Andre	X	-21.45	-59,807.06
Bill Pmt -Check	11/10/2021	2896	Aqua Sierra Control...	X	-6,486.53	-66,293.59
Bill Pmt -Check	11/10/2021	2899	County of Lake Heal...	X	-952.00	-67,245.59
Bill Pmt -Check	11/10/2021	2904	NTU Technologies, I...	X	-753.48	-67,999.07
Bill Pmt -Check	11/10/2021	2905	Scott Technology Gr...	X	-391.45	-68,390.52
Bill Pmt -Check	11/10/2021	2901	Karola Kennedy	X	-330.00	-68,720.52
Bill Pmt -Check	11/10/2021	2908	USA Bluebook	X	-279.33	-68,999.85
Bill Pmt -Check	11/10/2021	2897	AT&T (CALNET3) B...	X	-180.79	-69,180.64
Bill Pmt -Check	11/10/2021	2895	Alpha Analytical Lab...	X	-124.00	-69,304.64
Bill Pmt -Check	11/10/2021	2900	Grainger	X	-120.23	-69,424.87
Bill Pmt -Check	11/10/2021	2907	Streamline	X	-100.00	-69,524.87
Bill Pmt -Check	11/10/2021	2898	California Extermina...	X	-84.00	-69,608.87
Bill Pmt -Check	11/10/2021	2906	State Water Resour...	X	-60.00	-69,668.87
Bill Pmt -Check	11/10/2021	2902	Kelseyville Lumber	X	-44.46	-69,713.33
Bill Pmt -Check	11/10/2021	2903	Mendo Mill Home C...	X	-21.02	-69,734.35
Paycheck	11/12/2021	2885	Alan Mitchell	X	-2,364.90	-72,099.25
Paycheck	11/12/2021	2892	Ahimsah O Wonder...	X	-2,056.95	-74,156.20
Paycheck	11/12/2021	2886	Lori A Gonzalez	X	-1,550.93	-75,707.13
Paycheck	11/12/2021	2887	William A Rae	X	-1,523.11	-77,230.24
General Journal	11/12/2021	47061	Water Sales	X	-698.96	-77,929.20
Check	11/19/2021	ACH	United Healthcare In...	X	-2,883.16	-80,812.36
Check	11/19/2021	ACH	VSP	X	-46.28	-80,858.64
Liability Check	11/22/2021	2916	United States Treas...	X	-2,853.74	-83,712.38
Bill Pmt -Check	11/22/2021	2931	Terri Lujan	X	-1,675.00	-85,387.38
Liability Check	11/22/2021	2914	CALPERS	X	-1,274.46	-86,661.84
Bill Pmt -Check	11/22/2021	2932	US Bank	X	-936.41	-87,598.25
Liability Check	11/22/2021	2915	EDD 69811925	X	-424.24	-88,022.49
Bill Pmt -Check	11/22/2021	2924	Karola Kennedy	X	-330.00	-88,352.49
Bill Pmt -Check	11/22/2021	2921	Alpha Analytical Lab...	X	-280.00	-88,632.49
Check	11/22/2021			X	-226.88	-88,859.37
Bill Pmt -Check	11/22/2021	2929	Pace Supply	X	-144.40	-89,003.77
Liability Check	11/22/2021	2917	EDD - Vol. 77653459	X	-128.21	-89,131.98
Bill Pmt -Check	11/22/2021	2926	Lake County Waste ...	X	-37.00	-89,168.98
Paycheck	11/24/2021	2910	Alan Mitchell	X	-2,477.67	-91,646.65
Paycheck	11/24/2021	2909	Ahimsah O Wonder...	X	-2,019.13	-93,665.78
Paycheck	11/24/2021	2911	Lori A Gonzalez	X	-1,681.03	-95,346.81
Paycheck	11/24/2021	2913	William A Rae	X	-1,492.10	-96,838.91
Paycheck	11/24/2021	2912	Nakia D Foskett	X	-182.30	-97,021.21
Transfer	11/29/2021			X	-375.95	-97,397.16
General Journal	12/02/2021	47060	Water Sales	X	-109.88	-97,507.04
Total Checks and Payments					-97,507.04	-97,507.04
Deposits and Credits - 38 items						

7:24 AM

Buckingham Park Water District

Reconciliation Detail

01/17/22

115 · Umpqua Bank- 1586, Period Ending 11/30/2021

Type	Date	Num	Name	Clr	Amount	Balance
Deposit	10/26/2021			X	115.35	115.35
Deposit	10/26/2021			X	328.56	443.91
Deposit	10/28/2021			X	121.24	565.15
Deposit	10/28/2021			X	200.00	765.15
Deposit	11/01/2021			X	117.83	882.98
Deposit	11/01/2021			X	199.69	1,082.67
Deposit	11/01/2021			X	1,295.87	2,378.54
Deposit	11/01/2021			X	12,982.95	15,361.49
Deposit	11/02/2021			X	167.16	15,528.65
Deposit	11/02/2021			X	205.59	15,734.24
Deposit	11/02/2021			X	625.00	16,359.24
Deposit	11/03/2021			X	39.67	16,398.91
Deposit	11/03/2021			X	98.38	16,497.29
Deposit	11/03/2021			X	891.76	17,389.05
Deposit	11/05/2021			X	130.00	17,519.05
Deposit	11/08/2021			X	114.26	17,633.31
Deposit	11/08/2021			X	114.32	17,747.63
Deposit	11/08/2021			X	5,273.01	23,020.64
Deposit	11/10/2021			X	3,963.98	26,984.62
Check	11/11/2021	2918	Sophie Koot - Notary	X	0.00	26,984.62
Deposit	11/11/2021			X	100.00	27,084.62
Deposit	11/12/2021			X	4,020.62	31,105.24
Deposit	11/15/2021			X	200.00	31,305.24
Deposit	11/15/2021			X	3,865.82	35,171.06
Deposit	11/16/2021			X	3,996.01	39,167.07
Deposit	11/18/2021			X	22.00	39,189.07
Deposit	11/18/2021			X	150.00	39,339.07
Deposit	11/18/2021			X	1,940.78	41,279.85
Deposit	11/22/2021			X	62.44	41,342.29
Deposit	11/22/2021			X	1,000.00	42,342.29
Deposit	11/22/2021			X	4,226.73	46,569.02
Deposit	11/23/2021			X	2,953.56	49,522.58
Deposit	11/24/2021			X	223.38	49,745.96
Deposit	11/26/2021			X	18,559.64	68,305.60
Deposit	11/29/2021			X	99.70	68,405.30
Deposit	11/29/2021			X	4,262.15	72,667.45
Deposit	11/30/2021			X	3,210.57	75,878.02
Check	12/02/2021	2945	Pitney Bowes-Reser...	X	0.00	75,878.02
Total Deposits and Credits					75,878.02	75,878.02
Total Cleared Transactions					-21,629.02	-21,629.02
Cleared Balance					-21,629.02	120,723.96
Uncleared Transactions						
Checks and Payments - 14 items						
Check	10/25/2018	1165	John & Betty Glenn		-87.99	-87.99
General Journal	12/10/2019	47005	Coughlan Napa CP...		-3,500.00	-3,587.99
General Journal	03/16/2020	47006	Verizon Wireless		-68.60	-3,656.59
General Journal	05/20/2020	47007			-239.52	-3,896.11
Transfer	06/28/2021				-375.95	-4,272.06
Bill Pmt -Check	08/06/2021	2738	Wine Country Water...		-30.00	-4,302.06
General Journal	11/11/2021	47056	Sophie Koot - Notary		-15.00	-4,317.06
Bill Pmt -Check	11/22/2021	2930	Quill		-573.67	-4,890.73
Bill Pmt -Check	11/22/2021	2928	PACE ENGINEERING		-292.50	-5,183.23
Bill Pmt -Check	11/22/2021	2923	Coastal Mountain El...		-259.00	-5,442.23
Bill Pmt -Check	11/22/2021	2927	Mediacom		-129.95	-5,572.18
Bill Pmt -Check	11/22/2021	2933	Verizon Wireless		-112.61	-5,684.79
Bill Pmt -Check	11/22/2021	2922	California Extermina...		-84.00	-5,768.79
Bill Pmt -Check	11/22/2021	2925	Lake County Vector ...		-52.53	-5,821.32
Total Checks and Payments					-5,821.32	-5,821.32
Deposits and Credits - 8 items						
General Journal	06/21/2021	47006R	Verizon Wireless		68.60	68.60
General Journal	06/21/2021	47007R			239.52	308.12
General Journal	06/21/2021	47005R	Coughlan Napa CP...		3,500.00	3,808.12
General Journal	11/22/2021	47056R	Sophie Koot - Notary		15.00	3,823.12

7:24 AM

01/17/22

Buckingham Park Water District Reconciliation Detail

115 - Umpqua Bank- 1586, Period Ending 11/30/2021

Type	Date	Num	Name	Clr	Amount	Balance
Deposit	11/29/2021				109.81	3,932.93
Deposit	11/29/2021				256.19	4,189.12
Deposit	11/30/2021				99.28	4,288.40
Deposit	11/30/2021				195.76	4,484.16
Total Deposits and Credits					4,484.16	4,484.16
Total Uncleared Transactions					-1,337.16	-1,337.16
Register Balance as of 11/30/2021					-22,966.18	119,386.80
New Transactions						
Checks and Payments - 69 items						
General Journal	12/02/2021	47065	Pitney Bowes-Reser...		-300.00	-300.00
Check	12/06/2021	ACH	PG&E		-2,213.16	-2,513.16
Check	12/06/2021	ACH	PG&E		-220.47	-2,733.63
Check	12/06/2021	ACH	PG&E		-190.02	-2,923.65
Check	12/07/2021	2960	Ahimsah Wonderwh...		-154.01	-3,077.66
Liability Check	12/10/2021	2943	United States Treas...		-2,965.94	-6,043.60
Paycheck	12/10/2021	2938	Alan Mitchell		-2,383.56	-8,427.16
Paycheck	12/10/2021	2937	Ahimsah O Wonder...		-1,961.52	-10,388.68
Paycheck	12/10/2021	2939	Lori A Gonzalez		-1,683.76	-12,072.44
Paycheck	12/10/2021	2940	William A Rae		-1,557.83	-13,630.27
Liability Check	12/10/2021	2941	CALPERS		-1,287.20	-14,917.47
Bill Pmt -Check	12/10/2021	2954	Lake County Waste ...		-540.14	-15,457.61
Liability Check	12/10/2021	2942	EDD 69811925		-450.46	-15,908.07
Bill Pmt -Check	12/10/2021	2958	Scott Technology Gr...		-391.45	-16,299.52
Bill Pmt -Check	12/10/2021	2951	Fred Pryor / Career ...		-299.00	-16,598.52
Bill Pmt -Check	12/10/2021	2946	Ahimsah Wonderwh...		-213.89	-16,812.41
Bill Pmt -Check	12/10/2021	2955	Pace Supply		-207.94	-17,020.35
Bill Pmt -Check	12/10/2021	2952	High Country Security		-192.00	-17,212.35
Bill Pmt -Check	12/10/2021	2948	AT&T (CALNET3) B...		-175.96	-17,388.31
Bill Pmt -Check	12/10/2021	2956	Pitney Bowes Globa...		-147.66	-17,535.97
Liability Check	12/10/2021	2944	EDD - Vol. 77653459		-133.72	-17,669.69
Bill Pmt -Check	12/10/2021	2959	Streamline		-100.00	-17,769.69
Bill Pmt -Check	12/10/2021	2947	Alpha Analytical Lab...		-89.00	-17,858.69
Bill Pmt -Check	12/10/2021	2953	Kelseyville Lumber		-86.85	-17,945.54
Bill Pmt -Check	12/10/2021	2950	California Extermina...		-84.00	-18,029.54
Bill Pmt -Check	12/10/2021	2957	Quill		-64.32	-18,093.86
Bill Pmt -Check	12/10/2021	2949	Autozone		-28.92	-18,122.78
Check	12/17/2021	ACH	Umpqua Bank- Che...		-270.03	-18,392.81
Bill Pmt -Check	12/21/2021	2978	State Water Resour...		-3,300.00	-21,692.81
Check	12/22/2021	ACH	United Healthcare In...		-2,883.16	-24,575.97
Check	12/22/2021	ACH	VSP		-46.28	-24,622.25
Bill Pmt -Check	12/23/2021	2970	Aqua Sierra Control...		-8,177.09	-32,799.34
Liability Check	12/23/2021	2967	United States Treas...		-2,863.46	-35,662.80
Paycheck	12/23/2021	2962	Alan Mitchell		-2,560.79	-38,223.59
Paycheck	12/23/2021	2961	Ahimsah O Wonder...		-1,913.54	-40,137.13
Paycheck	12/23/2021	2963	Lori A Gonzalez		-1,655.24	-41,792.37
Paycheck	12/23/2021	2964	William A Rae		-1,468.11	-43,260.48
Liability Check	12/23/2021	2965	CALPERS		-1,261.57	-44,522.05
Bill Pmt -Check	12/23/2021	2975	Pace Supply		-841.89	-45,363.94
Bill Pmt -Check	12/23/2021	2971	California Rural Wat...		-572.00	-45,935.94
Liability Check	12/23/2021	2966	EDD 69811925		-418.19	-46,354.13
Bill Pmt -Check	12/23/2021	2973	Lake County Waste ...		-384.43	-46,738.56
Bill Pmt -Check	12/23/2021	2974	Mediacom		-129.95	-46,868.51
Liability Check	12/23/2021	2968	EDD - Vol. 77653459		-129.22	-46,997.73
Bill Pmt -Check	12/23/2021	2977	Verizon Wireless		-106.07	-47,103.80
Bill Pmt -Check	12/23/2021	2972	Kelseyville Lumber		-67.56	-47,171.36
Bill Pmt -Check	12/23/2021	2976	USA Bluebook		-64.44	-47,235.80
Bill Pmt -Check	12/23/2021	2969	Alpha Analytical Lab...		-35.00	-47,270.80
Transfer	12/27/2021				-375.95	-47,646.75
Check	01/03/2022	ACH	PG&E		-2,361.20	-50,007.95
Check	01/03/2022	ACH	PG&E		-288.83	-50,296.78
Check	01/03/2022	ACH	PG&E		-242.12	-50,538.90
Bill Pmt -Check	01/05/2022	2987	Agri Industires Inc.		-7,686.48	-58,225.38
Bill Pmt -Check	01/05/2022	2992	State Water Resour...		-3,811.38	-62,036.76
Liability Check	01/05/2022	2984	United States Treas...		-2,906.10	-64,942.86
Paycheck	01/05/2022	2980	Alan Mitchell		-2,392.75	-67,335.61

7:24 AM

01/17/22

Buckingham Park Water District
Reconciliation Detail
115 · Umpqua Bank- 1586, Period Ending 11/30/2021

Type	Date	Num	Name	Clr	Amount	Balance
Paycheck	01/05/2022	ACH	Ahimsah O Wonder...		-1,929.46	-69,265.07
Paycheck	01/05/2022	ACH	Lori A Gonzalez		-1,672.55	-70,937.62
Paycheck	01/05/2022	ACH	William A Rae		-1,504.84	-72,442.46
Liability Check	01/05/2022	2983	CALPERS		-1,276.80	-73,719.26
Bill Pmt -Check	01/05/2022	2993	USA Bluebook		-535.65	-74,254.91
Bill Pmt -Check	01/05/2022	2989	Alpha Analytical Lab...		-529.00	-74,783.91
Liability Check	01/05/2022	2985	EDD 69811925		-431.61	-75,215.52
Bill Pmt -Check	01/05/2022	2991	Quill		-424.19	-75,639.71
Bill Pmt -Check	01/05/2022	2990	AT&T (CALNET3) B...		-177.28	-75,816.99
Liability Check	01/05/2022	2986	EDD - Vol. 77653459		-130.04	-75,947.03
Bill Pmt -Check	01/05/2022	2988	Ahimsah Wonderwh...		-46.98	-75,994.01
Transfer	01/12/2022				-40,000.00	-115,994.01
Check	01/13/2022	ACH	Pitney Bowes-Reser...		-300.00	-116,294.01
Total Checks and Payments					-116,294.01	-116,294.01
Deposits and Credits - 48 items						
Deposit	12/01/2021				108.69	108.69
Deposit	12/01/2021				113.64	222.33
Deposit	12/01/2021				345.31	567.64
Deposit	12/02/2021				98.96	666.60
Deposit	12/02/2021				110.88	777.48
Deposit	12/03/2021				656.37	1,433.85
Deposit	12/06/2021				2,040.57	3,474.42
General Journal	12/07/2021	47065R	Pitney Bowes-Reser...		300.00	3,774.42
Deposit	12/07/2021				2,902.17	6,676.59
Deposit	12/10/2021				8,163.32	14,839.91
Deposit	12/13/2021				111.00	14,950.91
Deposit	12/13/2021				525.00	15,475.91
Deposit	12/13/2021				2,197.46	17,673.37
Deposit	12/14/2021				4,112.66	21,786.03
Deposit	12/16/2021				111.10	21,897.13
Deposit	12/16/2021				300.00	22,197.13
Deposit	12/16/2021				1,697.60	23,894.73
Deposit	12/17/2021				120.00	24,014.73
Deposit	12/17/2021				300.00	24,314.73
Deposit	12/20/2021				106.43	24,421.16
Deposit	12/20/2021				3,134.97	27,556.13
Deposit	12/22/2021				229.74	27,785.87
Deposit	12/22/2021				16,204.19	43,990.06
Deposit	12/27/2021				5,783.76	49,773.82
Deposit	12/29/2021				1,058.25	50,832.07
Deposit	12/30/2021				99.67	50,931.74
Deposit	12/30/2021				118.12	51,049.86
Deposit	12/30/2021				133.67	51,183.53
Deposit	12/30/2021				200.00	51,383.53
Deposit	12/30/2021				1,451.28	52,834.81
Deposit	01/03/2022				115.96	52,950.77
Deposit	01/03/2022				116.35	53,067.12
Deposit	01/03/2022				121.40	53,188.52
Deposit	01/03/2022				269.33	53,457.85
Deposit	01/03/2022				1,801.29	55,259.14
Deposit	01/04/2022				98.80	55,357.94
Deposit	01/04/2022				555.15	55,913.09
Deposit	01/05/2022				226.83	56,139.92
Deposit	01/07/2022				876.86	57,016.78
Deposit	01/10/2022				110.00	57,126.78
Deposit	01/10/2022				112.00	57,238.78
Deposit	01/10/2022				4,968.16	62,206.94
Deposit	01/11/2022				449.62	62,656.56
Deposit	01/11/2022				2,304.27	64,960.83
Deposit	01/12/2022				109.07	65,069.90
Deposit	01/12/2022				2,009.89	67,079.79
Deposit	01/13/2022				2,691.89	69,771.68
Deposit	01/14/2022				2,060.25	71,831.93
Total Deposits and Credits					71,831.93	71,831.93

7:24 AM

01/17/22

Buckingham Park Water District
Reconciliation Detail
115 · Umpqua Bank- 1586, Period Ending 11/30/2021

<u>Type</u>	<u>Date</u>	<u>Num</u>	<u>Name</u>	<u>Clr</u>	<u>Amount</u>	<u>Balance</u>
Total New Transactions					-44,462.08	-44,462.08
Ending Balance					-67,428.26	74,924.72


UMPQUA BANK

November 30, 2021 Page: 1 of 2

 Customer Service:
 1-866-486-7782

 BUCKINGHAM PARK WATER DISTRICT
 U S D A LOAN
 2880 EASTLAKE DR
 KELSEYVILLE CA 95451-9031

 Last statement: October 31, 2021
 This statement: November 30, 2021

 Analyzed Business Account Service fees for Account Opening and Usage, Business Online Banking-Multi-User Tiers, Additional Prior Day Accounts, Store Cash Services and Treasury Management Services, will change on November 01, 2021. For more information, visit: umpquabank.com:umpquabank.com/Analyzed-Business-Fees
PUBLIC FUNDS ANALYZED CHECKING

Account number	4864976156	Beginning balance	\$28,939.77
Low balance	\$28,916.94	Deposits/Additions	\$375.95
Average balance	\$28,957.98	Withdrawals/Subtractions	\$22.83
Interest earned	\$0.00	Ending balance	\$29,292.89

Other Deposits/ Additions

<u>Date</u>	<u>Description</u>	<u>Additions</u>
11-29	Cash Mgmt Trsfr Cr Ref 3331049I Funds Transfer Frm Dep 4861421586 From Usda Loan	375.95
	Payment	
Total Other Deposits/ Additions		\$375.95

Other Withdrawals/Subtractions

<u>Date</u>	<u>Description</u>	<u>Subtractions</u>
11-22	Maintenance Fee Analysis Activity For 10/21	22.83
Total Other Withdrawals/Subtractions		\$22.83

Daily Balances

<u>Date</u>	<u>Amount</u>	<u>Date</u>	<u>Amount</u>	<u>Date</u>	<u>Amount</u>
10-31	28,939.77	11-22	28,916.94	11-29	29,292.89
				11-30	29,292.89

Overdraft Fee Summary

	Total For This Period	Total Year-to-Date
Total Overdraft Fees	\$0.00	\$0.00
Total Returned Item Fees	\$0.00	\$0.00

Checks

(* Skip in check sequence, R-Check has been returned, + Electronified check)

Total Checks paid: 0 for **-\$0.00**

7:27 AM

01/17/22

Buckingham Park Water District
Reconciliation Summary
125 · Umpqua Bank - 6156 (USDA pmnts), Period Ending 11/30/2021

	Nov 30, 21
Beginning Balance	28,939.77
Cleared Transactions	
Checks and Payments - 1 item	-22.83
Deposits and Credits - 1 item	375.95
Total Cleared Transactions	353.12
Cleared Balance	29,292.89
Register Balance as of 11/30/2021	29,292.89
New Transactions	
Deposits and Credits - 2 items	40,375.95
Total New Transactions	40,375.95
Ending Balance	69,668.84

7:27 AM

01/17/22

Buckingham Park Water District

Reconciliation Detail

125 · Umpqua Bank - 6156 (USDA pmnts), Period Ending 11/30/2021

Type	Date	Num	Name	Clr	Amount	Balance
Beginning Balance						28,939.77
Cleared Transactions						
Checks and Payments - 1 item						
Check	11/22/2021			X	-22.83	-22.83
Total Checks and Payments					-22.83	-22.83
Deposits and Credits - 1 item						
Transfer	11/29/2021			X	375.95	375.95
Total Deposits and Credits					375.95	375.95
Total Cleared Transactions					353.12	353.12
Cleared Balance					353.12	29,292.89
Register Balance as of 11/30/2021					353.12	29,292.89
New Transactions						
Deposits and Credits - 2 items						
Transfer	12/27/2021				375.95	375.95
Transfer	01/12/2022				40,000.00	40,375.95
Total Deposits and Credits					40,375.95	40,375.95
Total New Transactions					40,375.95	40,375.95
Ending Balance					40,729.07	69,668.84

California State Treasurer
Fiona Ma, CPA



Local Agency Investment Fund
 P.O. Box 942809
 Sacramento, CA 94209-0001
 (916) 653-3001

December 01, 2021

[LAIF Home](#)
[PMIA Average Monthly Yields](#)

BUCKINGHAM PARK WATER DISTRICT

OFFICE MANAGER
 2880 EASTLAKE DRIVE
 KELSEYVILLE, CA 95451

[Tran Type Definitions](#)

Account Number: 90-17-003

November 2021 Statement

Account Summary

Total Deposit:	0.00	Beginning Balance:	970,089.36
Total Withdrawal:	0.00	Ending Balance:	970,089.36

7:28 AM

01/17/22

Buckingham Park Water District
Reconciliation Summary
120 · LAIF, Period Ending 11/30/2021

	<u>Nov 30, 21</u>
Beginning Balance	970,089.36
Cleared Balance	970,089.36
Register Balance as of 11/30/2021	970,089.36
Ending Balance	970,089.36

7:28 AM

01/17/22

Buckingham Park Water District
Reconciliation Detail
120 · LAIF, Period Ending 11/30/2021

<u>Type</u>	<u>Date</u>	<u>Num</u>	<u>Name</u>	<u>Clr</u>	<u>Amount</u>	<u>Balance</u>
Beginning Balance						970,089.36
Cleared Balance						970,089.36
Register Balance as of 11/30/2021						970,089.36
Ending Balance						970,089.36

BUCKINGHAM PARK WATER DISTRICT

INTERNAL CONTROLS

COMPLIANCE REVIEW: PETTY CASH

NOV. 2021

Date	Receipt Amount	Log	QB	Notes
11/11/21	\$15.00	x	x	notary
11/15/21	\$14.00	x	x	lien release
11/15/22	\$65.01	x	x	gas
	\$0.00	x	x	

Was petty cash hand reconciled during reporting Month? YES

Date(s) of Petty Cash hand reconciliation: 11/8/21 & 12/1/21

VARIANCES: 0

Notes to Variances: n/a

Nakia Sackett

Verifying Signature

1/17/2022

Date


PETTY CASH RECONCILIATION


DATE: 11/8/21

\$0.01	<u>.15</u>
\$0.05	<u>.35</u>
\$0.10	<u>1.00</u>
\$0.25	<u>5.50</u>
\$1.00	<u>8.00</u>
\$5.00	<u>15.00</u>
\$10.00	<u> </u>
\$20.00	<u>40.00</u>
\$50.00	<u> </u>
\$100.00	<u> </u>
Total Cash	<u>70.00 ✓</u>

(Attach tape here)

0.00G+
0.15 +
0.35 +
1.00 +
5.50 +
8.00 +
15.00 +
40.00 +
70.00G+ ✓
0.00G+
200.00 +
70.00 -
130.00G+

Reconciled By:  11/8/21
Date

Verified By:  11/8/21
Date

PETTY CASH RECONCILIATION

DATE: 12/1/21

\$0.01	<u>.04</u>
\$0.05	<u>.15</u>
\$0.10	<u>.30</u>
\$0.25	<u>.50</u>
\$1.00	<u>10.00</u>
\$5.00	<u>35.00</u>
\$10.00	<u>40.00</u>
\$20.00	<u>20.00</u>
\$50.00	<u> </u>
\$100.00	<u> </u>
Total Cash	<u>105.99</u>

(Attach tape here)

0.00G +
0.04 +
0.15 +
0.30 +
0.50 +
10.00 +
35.00 +
40.00 +
20.00 +
105.99G +

Reconciled By:  , 12/1/21
Date

Verified By:  , 12/1/21
Date

9:34 AM

Buckingham Park Water District

12/01/21

Account QuickReport

Accrual Basis

As of November 30, 2021

Type	Date	Num	Name	Memo	Split	Amount	Balance
130 · Petty Cash							70.00
Check	11/09/2021	2893	Ahimsah Wonderwhe...		115 · Umpqua B...	130.00	200.00
Check	11/11/2021		Sophie Koot - Notary		569.45 · Outside...	-15.00	185.00
Check	11/15/2021		Brait's Riviera Foods		541.60 · Mileag...	-65.01	119.99
Check	11/15/2021		Lake County Recorder		562.75 · Lien Fil...	-14.00	105.99
Total 130 · Petty Cash						35.99	105.99
TOTAL						35.99	105.99

1:10 PM

11/08/21

Accrual Basis

Buckingham Park Water District
Account QuickReport
As of November 8, 2021

Type	Date	Num	Name	Memo	Split	Amount	Balance
130 · Petty Cash							70.00
Total 130 · Petty Cash							70.00
TOTAL							70.00

BUCKINGHAM PARK WATER DISTRICT
 Ahimsah Wonderwheel - Petty Cash
 130 · Petty Cash
 2893
 130.00
 11/9/2021

Umpqua Bank- 1586



Buckingham Park Water District
2880 Eastlake Drive · Kelseyville, CA 95451
Phone (707) 279-8568 · Fax (707) 279-2947

PETTY CASH EXPENSE

11/11/21

Sophie Koot

**Notary fee for Release of Lien of 044-251-030-000, at 3045 Southlake Drive,
Kelseyville, CA 95451**

Total: \$15.00

Received by: _____

Sophie Koot

Date: _____

Nov 11th 2021

Lien Release

044-251-03

Receipt: 202111012109

LAKE COUNTY RECORDER

Teller: RJE Station: 001 Drawer: 001

Date: 11/15/2021 1:44:47 PM

PUBLIC

2021019083	1	\$	14.00
REL LIEN			
Amount Due		\$	14.00
Amount Received		\$	14.00
CASH			
Change		\$	0.00
Balance Due		\$	0.00

RIVIERA FOODS
9730 STATE HWY 231, KELSEYVILLE CA
(707) 277-7601

AUSTIN
0001 01 01076690 11/15/21 10:18a 127
GAS \$34.99- F

SUBTOTAL \$34.99-
TOTAL \$34.99-

CASH REFUND \$34.99
CHANGE \$0.00

OF ITEMS: 0

*WR 11/15/21
GAS FOR RANGER*

RIVIERA FOODS
9730 STATE HWY 231, KELSEYVILLE CA
(707) 277-7601

AUSTIN
0001 01 01076685 11/15/21 10:07a 127
GAS \$100.00

93634 SUBTOTAL \$100.00
MILES TOTAL \$100.00

CASH \$100.00
CHANGE \$0.00

OF ITEMS: 1

65.01

*13.834 GAL
@
\$4.699/GAL*

7:31 AM

01/17/22

Buckingham Park Water District
Reconciliation Summary
130 - Petty Cash, Period Ending 12/01/2021

	<u>Dec 1, 21</u>
Beginning Balance	70.00
Cleared Transactions	
Checks and Payments - 3 items	-94.01
Deposits and Credits - 1 item	130.00
Total Cleared Transactions	<u>35.99</u>
Cleared Balance	<u>105.99</u>
Uncleared Transactions	
Checks and Payments - 1 item	-60.00
Total Uncleared Transactions	<u>-60.00</u>
Register Balance as of 12/01/2021	<u>45.99</u>
New Transactions	
Checks and Payments - 3 items	-190.00
Deposits and Credits - 1 item	154.01
Total New Transactions	<u>-35.99</u>
Ending Balance	<u>10.00</u>

7:31 AM

01/17/22

Buckingham Park Water District
Reconciliation Detail
130 - Petty Cash, Period Ending 12/01/2021

Type	Date	Num	Name	Clr	Amount	Balance
Beginning Balance						70.00
Cleared Transactions						
Checks and Payments - 3 items						
Check	11/11/2021		Sophie Koot - Notary	X	-15.00	-15.00
Check	11/15/2021		Braitto's Riviera Foods	X	-65.01	-80.01
Check	11/15/2021		Lake County Recorder	X	-14.00	-94.01
Total Checks and Payments					-94.01	-94.01
Deposits and Credits - 1 item						
Check	11/09/2021	2893	Ahimsah Wonderwh...	X	130.00	130.00
Total Deposits and Credits					130.00	130.00
Total Cleared Transactions					35.99	35.99
Cleared Balance					35.99	105.99
Uncleared Transactions						
Checks and Payments - 1 item						
Check	12/01/2021		Braitto's Riviera Foods		-60.00	-60.00
Total Checks and Payments					-60.00	-60.00
Total Uncleared Transactions					-60.00	-60.00
Register Balance as of 12/01/2021					-24.01	45.99
New Transactions						
Checks and Payments - 3 items						
Check	12/13/2021		Braitto's Riviera Foods		-60.00	-60.00
Check	01/03/2022		Braitto's Riviera Foods		-70.00	-130.00
Check	01/12/2022		Braitto's Riviera Foods		-60.00	-190.00
Total Checks and Payments					-190.00	-190.00
Deposits and Credits - 1 item						
Check	12/07/2021	2960	Ahimsah Wonderwh...		154.01	154.01
Total Deposits and Credits					154.01	154.01
Total New Transactions					-35.99	-35.99
Ending Balance					-60.00	10.00



MANAGEMENT'S REPORT TO THE BOARD

DECEMBER

▪
2021

2880 EASTLAKE DRIVE
KELSEYVILLE, CA. 95451

WATER TREATMENT & DISTRIBUTION REPORT

WATER QUALITY ANALYSIS & SAMPLES

There were no water analysis samples that were out of normal range.

There were no water quality complaints during the month of December. (Water quality complaints are taken very seriously and are responded to within 24 hours.)

WATER USAGE OVERVIEW

Excessive Consumption: Top 10 customer usage was 22.53% of total usage. There was one (1) customer that reported a leak in the month of December out of the top ten users.

Unaccountable Water Loss in December, 2021 was 18.04% (Up 1.72% from November)

Monthly Consumption Tracking for December 2021:

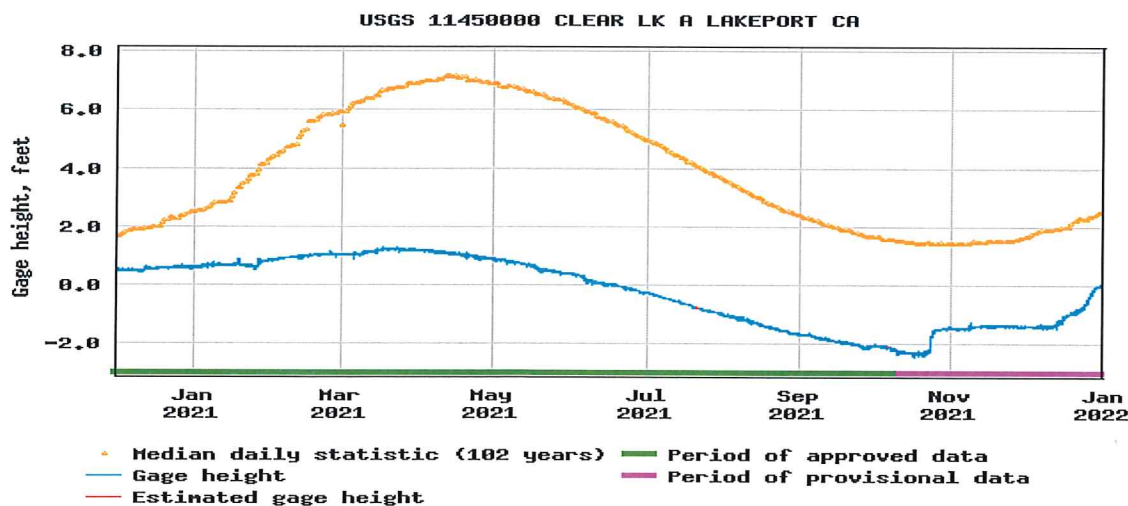
November this year: 163,950 cf

Five Year Rolling Average: 265,898 cf

Usage Decreased by 22.30% from November

CLEARLAKE RUMSEY LEVEL UPDATE

There are two decrees in place that regulate the release of water from Clearlake to Yolo County. In the winter months the Gopcevic Decree (1920) regulates winter water levels by setting a lake level below which water may not be released and above which water must be released to reduce flooding (0 - 7.56 feet Rumsey, with exceptions). According to the Solano decree (1978 the "full lake" Rumsey level is 7.56'. "If the lake level equals or exceeds 7.56 feet Rumsey on April 1, Yolo County may withdraw 150,000 acre-feet. If the lake level is below 3.22 feet Rumsey on April 1, then no water may be released by Yolo County. Additionally, Yolo County cannot take its full allotment at once and no water can be taken after Oct 31."



FINANCIAL REPORT

Internal Control Failures:

There was no (0) internal control failures in the month of December.

Installment Plan Defaults:

None.

New Customers:

There were two (2) property transfers in the month of December.

Balance Sheet Highlights as of October , 2021:

▪ Assets Checking / Savings \$1,121,722.67

▪ **Restricted Reserve Fund Balances**

-Emergency Reserve \$125,991.87

The District's Emergency Reserve Account is intended to provide funds for disasters or unexpected expenditures for catastrophic failures. The Emergency Reserve Account is not intended to fund the District's normal operations and may only be used in the case of an unanticipated emergency that threatens the District's ability to provide an adequate supply of safe drinking water to the District's customers.

-Compliance Project Reserve

USDA Short Lived Asset Reserve	\$ 19,150.00
USDA Debt Service / Loan	\$ 45,113.00
SRF Debt Service / Loan	\$ 6,600.00
Compliance Project Reserve Other	<u>\$371,467.83</u>
Total Compliance Project Reserve	\$442,330.83

Fees collected under this category shall be expended as follows:

- a.) *Acquisition of new equipment or capabilities that do not currently exist within the District*
- b.) *To replace or upgrade existing equipment or capabilities which has exceeded its useful life and is no longer economically feasible to repair*
- c.) *To acquire new production, storage or distribution capacity that is required to provide service to the District's service area*
- d.) *Debt reduction*

CLEARLAKE RUMSEY LEVEL



bers as of 10/20/21

7/12/2021	7/19/2021	7/26/2021	8/2/2021	8/9/2021	8/16/2021	8/23/2021	8/30/2021	9/6/2021	9/13/2021	9/20/2021	9/27/2021	10/4/2021	10/11/2021	10/18/2021	10/25/2021	11/1/2021	11/8/2021	11/15/2021	11/22/2021	11/29/2021	12/6/2021	12/13/2021	12/20/2021	12/27/2021	1/3/2022	###	1/17/2022
-0.52	-0.69	-0.87	-1.02	-1.11	-1.33	-1.49	-1.64	-1.74	-1.85	-1.94	-2.13	-2.04	-2.26	-2.31	-1.49	-1.47	-1.36	-1.39	-1.37	-1.4	-1.37	-1.39	-0.9	-0.2	-0.12	0.42	0.48

**Buckingham Park Water District - Treatment Plant
Monthly Report Summary - SN 1710011**

Monthly Report Date: **December-21** Number of Active Connections: **455**

Daily System Demand (gallons) & Demand per Connection (gallons/connection)¹

Day 1, (Wed)	62,349 (137)	Day 11, (Sat)	62,034 (136)	Day 21, (Tue)	56,536 (124)	Maximum Daily Distribution Demand: 82,781 gallons Occurred on: 12/8/2021
Day 2, (Thu)	69,133 (152)	Day 12, (Sun)	66,766 (147)	Day 22, (Wed)	61,468 (135)	
Day 3, (Fri)	63,327 (139)	Day 13, (Mon)	56,002 (123)	Day 23, (Thu)	59,641 (131)	
Day 4, (Sat)	63,741 (140)	Day 14, (Tue)	60,552 (133)	Day 24, (Fri)	60,004 (132)	Monthly Demand per Conn.: 4,352 gal/conn
Day 5, (Sun)	76,624 (168)	Day 15, (Wed)	51,318 (113)	Day 25, (Sat)	58,302 (128)	
Day 6, (Mon)	65,338 (144)	Day 16, (Thu)	55,375 (122)	Day 26, (Sun)	67,711 (149)	Avg Daily Demand per Conn.: 140 gal/conn
Day 7, (Tue)	71,584 (157)	Day 17, (Fri)	59,980 (132)	Day 27, (Mon)	58,928 (130)	
Day 8, (Wed)	82,781 (182)	Day 18, (Sat)	64,021 (141)	Day 28, (Tue)	65,055 (143)	
Day 9, (Thu)	64,903 (143)	Day 19, (Sun)	68,270 (150)	Day 29, (Wed)	58,676 (129)	
Day 10, (Fri)	59,669 (131)	Day 20, (Mon)	61,598 (135)	Day 30, (Thu)	68,021 (149)	
				Day 31, (Fri)	80,573 (177)	

Total Operational Hours of Source Water Pump:	226.1 hours (9.4 days)
Total Operational Hours of Recycled Water Pump:	48.0 hours (2.0 days)
Total Operational Hours of Filter Plant:	225.8 hours (9.4 days)
Total Operational Hours of Clearwell Pumps:	161.2 hours (6.7 days)
Average Combined Filter Flow:	175 gpm (0.252 MGD)
Average Clearwell Flow:	204 gpm (0.294 MGD)
Total Quantity of Source Water Pumped:	2,549,589 gal (7.824 acre-ft)
Total Quantity of Recycled Water Pumped:	27,403 gal (0.084 acre-ft)
Total Quantity of Source + Recycled Water Pumped:	2,576,992 gal (7.909 acre-ft)
Total Quantity of Water Filtered (sum of individual flow meters):	2,340,199 gal (7.182 acre-ft)
Total Quantity of Water Pumped from Clearwell into Distribution System:	1,975,060 gal (6.061 acre-ft)
Net Distribution Demand:	1,980,279 gal (6.077 acre-ft)
Total Quantity of Filter Surface Wash (water from distribution system):	11,406 gal (0.035 acre-ft)
Total Quantity of Filter Backwash (29 Total Backwashes), (water from Clearwell):	148,950 gal (0.457 acre-ft)
Total Quantity of Filter-to-Waste:	26,014 gal (0.080 acre-ft)
Total Quantity of Water Discharged to Backwash Sludge Pond:	186,371 gal (0.572 acre-ft)
Net Quantity of Compliance Water Filtered: ²	2,179,842 gal (6.690 acre-ft)
Percent Recovery Rate: ^{2,3}	93.1 %

Multi-Media Filter #	Filter Operations (hours)	Filter Production (Gallons)	Surface Wash (Gallons)	Filter Backwash (Gallons)	Filter-to-Waste (Gallons)	Discharge Vol to Sludge Pond (Gallons)
Filter 1	221	1,165,974	6,070	79,650	13,451	99,170
Filter 2	221	1,174,225	5,337	69,300	12,564	87,201
Sum:	442	2,340,199	11,406	148,950	26,014	186,371

Chemical Dosage, mg/L

Percentile Daily Data	Disinfection Pre-Chlorine NaOCl	Coagulant Polymer Blend 9800	Other	Filter Aid Pro Pac 9890	Disinfection Chlorine NaOCl
5 th =	1.9	41.7	-	5.6	2.9
50 th =	2.2	42.5	-	5.8	3.0
95 th =	2.4	44.1	-	5.9	3.1

Percentile 15 minute Data	Clearwell Flow (gpm)	Temperature °C	Clearwell pH	Clearwell Cl ₂ Residual (mg/L)	Microcystin-LR Log (%) Reduction	Giardia cyst Log Inactivation
Min =	33	4.7	7.40	1.35	1.3 (94.52%)	1.7
5 th =	198	5.5	7.43	1.45	-	2.4
50 th =	208	8.4	7.60	1.55	2.2 (99.41%)	2.9
95 th =	215	12.1	7.70	1.60	-	3.8
Max =	344	14.5	7.79	1.64	3.1 (99.91%)	3.9
# of Samples	641	641	641	611	31	519

Percentile 15 min Data	Source NTU	Recycled NTU	Settled NTU	CFE NTU	Filter 1 NTU	Filter 2 NTU
Min =	0.5	0.53	0.05	0.009	0.054	0.032
50 th =	4.5	0.76	0.36	0.014	0.059	0.042
95 th =	6.4	1.19	0.64	0.032	0.075	0.107
Max =	18.8	1.36	0.83	0.081	0.142	0.199
# of Samples	911	31	908	901	884	884

Notes: All turbidity results are based on 15 minute recordings.
 All production data and hours operated are based on 1 minute recordings.
 1. The demand per connection is based on daily net storage usage + daily amount of water pumped into distribution system - water used surface wash.
 2. Based on filter production recorded from individual flow meters minus quantity of water used for filter backwash & surface wash.
 3. Percent recovery rate is the ratio between the net and total quantity of water filtered.
 Notes:

Print Name: WILLIAM RAE
 Signature: [Signature] Date: 1/4/22

**MONTHLY SUMMARY OF MONITORING
FOR SURFACE WATER TREATMENT REGULATIONS**

System Name: Buckingham Park Water District - Treatment Plant

System Number: 1710011

Plant Type: Conventional Treatment - 2 Multi-Media Vertical Pressure Filters

Month/Year: December-21

Date	Plant Operations & Pre-Filtered Water Turbidities (NTU) ¹					Combined Treated Water NTU Every Four Hours ²						CFE Daily Filtered Turbidity, Range, (50th, 95th) ¹
	Plant Run Time, Hr.	CFE Flow (gpm) (5, 50, 95th)	Recycled Water Turbidity ³	Source Water Turbidity (5, 50, 95th)	Settled Water Turbidity (5, 50, 95th)	Midnight	4:00 AM	8:00 AM	Noon	4:00 PM	8:00 PM	
Wed-1	7.5	130, 180, 181	1.4	4.6, 5.4, 6.8	0.39, 0.60, 0.80	0.028	0.032	0.024	-	-	0.015	0.013 - 0.081, (0.021, 0.040)
Thu-2	8.5	178, 180, 181	1.2	4.5, 5.3, 6.6	0.26, 0.50, 0.70	0.013	-	0.014	-	-	0.025	0.013 - 0.056, (0.023, 0.041)
Fri-3	6.0	178, 180, 181	1.1	3.8, 4.7, 7.2	0.26, 0.52, 0.65	-	-	-	-	-	-	0.011 - 0.074, (0.014, 0.043)
Sat-4	9.5	166, 180, 182	1.1	3.9, 4.5, 5.4	0.22, 0.48, 0.66	-	-	0.019	-	-	-	0.015 - 0.064, (0.022, 0.047)
Sun-5	7.5	179, 180, 182	1.0	3.0, 3.3, 4.1	0.21, 0.46, 0.60	-	-	-	-	-	-	0.015 - 0.037, (0.023, 0.036)
Mon-6	9.0	173, 180, 182	0.8	2.9, 3.4, 4.1	0.19, 0.36, 0.51	-	0.025	-	-	-	-	0.012 - 0.043, (0.024, 0.034)
Tue-7	7.8	178, 180, 182	0.9	3.4, 3.8, 4.3	0.21, 0.39, 0.59	-	0.018	0.016	-	-	-	0.013 - 0.043, (0.020, 0.040)
Wed-8	8.5	135, 180, 180	1.0	3.6, 4.0, 4.4	0.23, 0.36, 0.47	-	-	0.014	-	-	-	0.012 - 0.045, (0.017, 0.041)
Thu-9	8.5	120, 180, 181	1.0	2.4, 4.0, 4.6	0.24, 0.42, 0.64	-	-	-	0.019	-	-	0.013 - 0.027, (0.017, 0.026)
Fri-10	6.3	179, 180, 182	0.9	2.5, 3.0, 4.4	0.21, 0.50, 0.73	-	-	-	-	-	-	0.011 - 0.024, (0.013, 0.019)
Sat-11	7.8	133, 180, 181	0.8	3.2, 4.1, 5.4	0.23, 0.51, 0.65	-	-	-	0.013	0.012	-	0.011 - 0.024, (0.013, 0.019)
Sun-12	6.0	178, 180, 180	0.8	2.4, 3.9, 4.6	0.22, 0.42, 0.55	-	-	-	-	-	-	0.011 - 0.025, (0.013, 0.020)
Mon-13	6.5	127, 180, 181	0.7	2.3, 2.7, 5.8	0.20, 0.37, 0.52	-	-	-	-	-	-	0.012 - 0.021, (0.013, 0.019)
Tue-14	7.8	140, 180, 181	0.7	3.6, 4.4, 9.7	0.20, 0.39, 0.61	0.012	-	-	-	-	-	0.011 - 0.015, (0.012, 0.015)
Wed-15	6.0	179, 180, 180	0.7	5.2, 5.9, 6.9	0.26, 0.54, 0.67	-	-	0.014	-	-	-	0.011 - 0.019, (0.013, 0.016)
Thu-16	6.8	179, 180, 180	0.7	4.9, 5.7, 7.5	0.24, 0.41, 0.60	-	0.012	0.011	-	-	-	0.011 - 0.019, (0.013, 0.018)
Fri-17	7.0	86, 176, 180	0.8	4.6, 5.3, 5.8	0.20, 0.44, 0.68	-	-	-	0.011	-	-	0.011 - 0.016, (0.012, 0.014)
Sat-18	7.0	179, 180, 181	0.8	4.9, 5.5, 7.1	0.17, 0.45, 0.62	0.011	0.015	0.018	0.013	-	-	0.011 - 0.018, (0.012, 0.016)
Sun-19	8.0	174, 178, 180	0.7	4.1, 4.4, 5.8	0.23, 0.44, 0.57	-	-	-	0.011	-	-	0.009 - 0.023, (0.012, 0.017)
Mon-20	6.3	106, 180, 180	0.8	3.9, 4.5, 5.3	0.21, 0.41, 0.56	-	-	-	-	-	-	0.012 - 0.024, (0.013, 0.021)
Tue-21	6.3	66, 179, 180	0.8	3.7, 4.5, 4.9	0.13, 0.36, 0.48	0.013	-	-	0.012	0.012	-	0.011 - 0.021, (0.013, 0.018)
Wed-22	6.8	178, 180, 181	0.8	4.4, 4.8, 5.4	0.21, 0.34, 0.44	0.013	-	-	0.013	0.012	0.012	0.011 - 0.019, (0.012, 0.017)
Thu-23	6.8	111, 180, 180	0.7	4.2, 4.9, 7.5	0.14, 0.24, 0.37	0.012	-	-	0.017	-	-	0.011 - 0.019, (0.013, 0.016)
Fri-24	8.0	137, 180, 181	0.7	4.4, 5.3, 7.0	0.19, 0.30, 0.36	-	-	-	0.013	0.017	-	0.010 - 0.017, (0.012, 0.016)
Sat-25	5.8	179, 180, 181	0.7	4.9, 5.3, 5.7	0.22, 0.31, 0.43	-	0.015	0.019	-	-	-	0.012 - 0.027, (0.013, 0.021)
Sun-26	7.3	179, 180, 180	0.8	4.3, 5.0, 6.5	0.07, 0.32, 0.55	-	-	-	-	-	0.012	0.011 - 0.018, (0.013, 0.016)
Mon-27	7.5	173, 178, 180	1.2	3.4, 4.2, 4.7	0.07, 0.17, 0.25	-	-	-	0.012	0.012	-	0.010 - 0.020, (0.013, 0.014)
Tue-28	7.0	123, 176, 180	0.5	3.6, 3.9, 4.5	0.14, 0.18, 0.28	-	-	0.020	0.015	-	-	0.013 - 0.020, (0.014, 0.016)
Wed-29	6.3	149, 179, 180	0.7	3.7, 4.4, 4.8	0.14, 0.19, 0.26	-	-	-	-	-	-	0.012 - 0.026, (0.014, 0.025)
Thu-30	7.0	178, 180, 180	0.7	4.1, 4.4, 4.9	0.13, 0.17, 0.23	-	-	0.015	-	-	-	0.013 - 0.021, (0.014, 0.021)
Fri-31	8.8	132, 179, 180	0.7	4.1, 4.7, 5.4	0.12, 0.19, 0.25	-	-	0.013	-	-	0.013	0.013 - 0.019, (0.014, 0.017)
Min:	5.8	39	0.5	0.5	0.05	0.011	0.012	0.011	0.011	0.012	0.012	0.009
Avg:	7.3	175	0.8	4.6	0.37	0.015	0.019	0.016	0.013	0.013	0.015	0.016
Max:	9.5	187	1.4	18.8	0.83	0.028	0.032	0.024	0.019	0.017	0.025	0.081

- Reported values are based on 15 minute recorded data.
- Reported values are based on discrete recorded data at 4 hour intervals.
- Reported values are based on daily grab sampling.

of Filter Backwashes:
Filter 1: 15
Filter 2: 14

Number of readings <= 0.3 NTU: **46**
 % Readings <= 0.3 NTU: **100.0%**
 Average Effluent NTU: **0.015**
 Meets Standard (i.e. at least 95% of readings are <= 0.3 NTU) (Y/N)? **Yes**
 Avg % reduction during the month = [(Avg Raw NTU - Avg Eff NTU)/(Avg Raw NTU)] x 100% : **99.7%**
 Meets Standard (i.e. Reduction is greater than 80%) (Y/N)? **Yes**

	4 hr	15 min
Number of readings <= 0.3 NTU:	46	901
% Readings <= 0.3 NTU:	100.0%	100.0%
Average Effluent NTU:	0.015	0.016
Meets Standard (i.e. at least 95% of readings are <= 0.3 NTU) (Y/N)?	Yes	Yes
Avg % reduction during the month = [(Avg Raw NTU - Avg Eff NTU)/(Avg Raw NTU)] x 100% :	99.7%	99.6%
Meets Standard (i.e. Reduction is greater than 80%) (Y/N)?	Yes	Yes
Sample Frequency:	4 hr	15 min
Number of Samples:	46	901
Percentile Results:	Min =	0.011
xth Percentile NTU Value of all turbidity readings:	50 th =	0.013
(x% of all turbidity readings are less than these values)	90 th =	0.022
	95 th =	0.025
	98 th =	0.028
	99 th =	0.030
	Max =	0.032

15 min Data	Source Flow (gpm)	Recycled Water Turbidity	Source Water Turbidity	Settled Water Turbidity
Min =	39	0.5	0.5	0.05
50 th =	180	0.8	4.5	0.36
90 th =	181	1.1	5.8	0.59
95 th =	181	1.2	6.4	0.64
98 th =	182	1.3	7.1	0.68
99 th =	183	1.3	7.8	0.73
Max =	187	1.4	18.8	0.83

**MONTHLY SUMMARY OF MONITORING
FOR SURFACE WATER TREATMENT REGULATIONS**

System Name: Buckingham Park Water District - Treatment Plant

System Number: 1710011

Filter Type: Filter 1 (Vertical Pressure: 50.3 sq-ft, anthracite & silica sand)

Month/Year: December-21

Date	Filter 1 Operations & Pre-Filtered Water Turbidities (NTU) ¹				Filter 1 Treated Water NTU Every Four Hours ²						Filter 1 Daily Filtered Turbidity, Range, (50, 95th) ¹
	Filter Run Time, Hr.	Filter Loading Rate, (gpm/ft ²) Range, (50th) ³	Source Water Turbidity (5, 50, 95th)	Settled Water Turbidity (5, 50, 95th)	Midnight	4:00 AM	8:00 AM	Noon	4:00 PM	8:00 PM	
Wed-1	7.3	1.8 - 1.8, (1.8)	4.6, 5.4, 6.8	0.39, 0.60, 0.80	0.102	0.067	0.055	-	-	0.055	0.054 - 0.115, (0.055, 0.091)
Thu-2	8.3	1.8 - 1.8, (1.8)	4.5, 5.3, 6.6	0.26, 0.50, 0.70	0.057	-	0.063	-	-	0.055	0.054 - 0.142, (0.062, 0.087)
Fri-3	6.0	1.7 - 1.8, (1.8)	3.8, 4.7, 7.2	0.26, 0.52, 0.65	-	-	-	-	-	-	0.055 - 0.079, (0.056, 0.075)
Sat-4	9.3	1.8 - 1.8, (1.8)	3.9, 4.5, 5.4	0.22, 0.48, 0.66	-	-	0.076	-	-	-	0.054 - 0.079, (0.057, 0.076)
Sun-5	7.3	1.8 - 1.8, (1.8)	3.0, 3.3, 4.1	0.21, 0.46, 0.60	-	-	-	-	-	-	0.059 - 0.111, (0.078, 0.107)
Mon-6	9.0	1.6 - 1.8, (1.8)	2.9, 3.4, 4.1	0.19, 0.36, 0.51	-	0.057	-	-	-	-	0.055 - 0.089, (0.057, 0.065)
Tue-7	7.5	1.8 - 1.8, (1.8)	3.4, 3.8, 4.3	0.21, 0.39, 0.59	-	0.062	0.063	-	-	-	0.056 - 0.082, (0.062, 0.076)
Wed-8	8.5	1.4 - 1.9, (1.8)	3.6, 4.0, 4.4	0.23, 0.36, 0.47	-	-	0.058	-	-	-	0.057 - 0.087, (0.061, 0.083)
Thu-9	8.3	1.3 - 1.8, (1.8)	2.4, 4.0, 4.6	0.24, 0.42, 0.64	-	-	-	0.057	-	-	0.057 - 0.088, (0.058, 0.070)
Fri-10	6.3	1.8 - 1.8, (1.8)	2.5, 3.0, 4.4	0.21, 0.50, 0.73	-	-	-	-	-	-	0.058 - 0.076, (0.059, 0.069)
Sat-11	7.5	1.7 - 1.8, (1.8)	3.2, 4.1, 5.4	0.23, 0.51, 0.65	-	-	-	0.060	0.059	-	0.058 - 0.073, (0.060, 0.071)
Sun-12	6.0	1.1 - 1.8, (1.8)	2.4, 3.9, 4.6	0.22, 0.42, 0.55	-	-	-	-	-	-	0.060 - 0.078, (0.060, 0.073)
Mon-13	6.3	1.1 - 1.8, (1.8)	2.3, 2.7, 5.8	0.20, 0.37, 0.52	-	-	-	-	-	-	0.060 - 0.074, (0.061, 0.070)
Tue-14	7.8	1.0 - 1.8, (1.8)	3.6, 4.4, 9.7	0.20, 0.39, 0.61	0.063	-	-	-	-	-	0.059 - 0.074, (0.060, 0.071)
Wed-15	5.8	1.8 - 1.8, (1.8)	5.2, 5.9, 6.9	0.26, 0.54, 0.67	-	-	0.070	-	-	-	0.054 - 0.070, (0.061, 0.064)
Thu-16	6.8	1.8 - 1.8, (1.8)	4.9, 5.7, 7.5	0.24, 0.41, 0.60	-	0.055	0.054	-	-	-	0.054 - 0.067, (0.054, 0.060)
Fri-17	6.5	0.8 - 1.8, (1.7)	4.6, 5.3, 5.8	0.20, 0.44, 0.68	-	-	-	0.055	-	-	0.054 - 0.065, (0.055, 0.059)
Sat-18	7.0	1.8 - 1.8, (1.8)	4.9, 5.5, 7.1	0.17, 0.45, 0.62	0.057	0.057	0.060	0.055	-	-	0.054 - 0.060, (0.055, 0.058)
Sun-19	8.0	1.7 - 1.8, (1.8)	4.1, 4.4, 5.8	0.23, 0.44, 0.57	-	-	-	0.055	-	-	0.055 - 0.070, (0.056, 0.061)
Mon-20	6.0	0.6 - 1.8, (1.8)	3.9, 4.5, 5.3	0.21, 0.41, 0.56	-	-	-	-	-	-	0.056 - 0.077, (0.057, 0.072)
Tue-21	6.3	0.6 - 1.8, (1.8)	3.7, 4.5, 4.9	0.13, 0.36, 0.48	0.056	-	-	0.056	0.056	-	0.056 - 0.069, (0.057, 0.067)
Wed-22	6.8	1.5 - 1.8, (1.8)	4.4, 4.8, 5.4	0.21, 0.34, 0.44	0.056	-	-	0.056	0.057	0.056	0.055 - 0.068, (0.056, 0.062)
Thu-23	6.5	0.4 - 1.8, (1.8)	4.2, 4.9, 7.5	0.14, 0.24, 0.37	0.057	-	-	0.070	-	-	0.055 - 0.070, (0.057, 0.061)
Fri-24	8.0	0.4 - 1.9, (1.8)	4.4, 5.3, 7.0	0.19, 0.30, 0.36	-	-	-	0.057	0.057	-	0.056 - 0.064, (0.057, 0.063)
Sat-25	5.8	1.8 - 1.8, (1.8)	4.9, 5.3, 5.7	0.22, 0.31, 0.43	-	0.058	0.063	-	-	-	0.057 - 0.069, (0.058, 0.067)
Sun-26	7.0	1.8 - 1.9, (1.8)	4.3, 5.0, 6.5	0.07, 0.32, 0.55	-	-	-	-	-	0.058	0.057 - 0.065, (0.058, 0.065)
Mon-27	7.5	1.7 - 1.8, (1.8)	3.4, 4.2, 4.7	0.07, 0.17, 0.25	-	-	-	0.058	0.058	-	0.057 - 0.066, (0.058, 0.060)
Tue-28	6.5	1.7 - 2.0, (1.7)	3.6, 3.9, 4.5	0.14, 0.18, 0.28	-	-	0.077	0.060	-	-	0.060 - 0.077, (0.061, 0.068)
Wed-29	6.3	1.8 - 2.0, (1.8)	3.7, 4.4, 4.8	0.14, 0.19, 0.26	-	-	-	-	-	-	0.059 - 0.077, (0.060, 0.073)
Thu-30	7.0	1.7 - 1.8, (1.8)	4.1, 4.4, 4.9	0.13, 0.17, 0.23	-	-	0.059	-	-	-	0.058 - 0.072, (0.059, 0.067)
Fri-31	8.5	0.4 - 1.8, (1.8)	4.1, 4.7, 5.4	0.12, 0.19, 0.25	-	-	0.060	-	-	0.060	0.059 - 0.068, (0.060, 0.067)
Min:	5.8	0.39	0.5	0.1	0.056	0.055	0.054	0.055	0.056	0.055	0.054
Avg:	7.1	1.76	4.6	0.4	0.064	0.059	0.063	0.058	0.057	0.057	0.061
Max:	9.3	2.00	18.8	0.8	0.102	0.067	0.077	0.070	0.059	0.060	0.142

- Reported values are based on 15 minute recorded data.
- Reported values are based on discrete recorded data at 4 hour intervals.
- Reported loading rate values are based on individual filtration flow.

Number of readings <= 0.3 NTU: **46**
 % Readings <= 0.3 NTU: **100.0%**
 Average Effluent NTU: **0.060**

Meets Standard (i.e. at least 95% of readings are <= 0.3 NTU) (Y/N)? **Yes**
 Avg % reduction during the month = [(Avg Raw NTU - Avg Effl NTU)/(Avg Raw NTU)] x 100% : **98.7%**
 Meets Standard (i.e. Reduction is greater than 80%) (Y/N)? **Yes**

	4 hr	15 min
Number of readings <= 0.3 NTU:	46	884
% Readings <= 0.3 NTU:	100.0%	100.0%
Average Effluent NTU:	0.060	0.061
Meets Standard (i.e. at least 95% of readings are <= 0.3 NTU) (Y/N)?	Yes	Yes
Avg % reduction during the month = [(Avg Raw NTU - Avg Effl NTU)/(Avg Raw NTU)] x 100% :	98.7%	98.7%
Meets Standard (i.e. Reduction is greater than 80%) (Y/N)?	Yes	Yes
Sample Frequency:	4 hr	15 min
Number of Samples:	46	884
Percentile Results:	Min =	0.054
xth Percentile NTU Value of all turbidity readings:	50 th =	0.057
(x% of all turbidity readings are less than these values)	90 th =	0.068
	95 th =	0.074
	98 th =	0.080
	99 th =	0.091
	Max =	0.102

15 min Data	Filter 1 (gpm/ft ²)	Source Water Turbidity	Settled Water Turbidity
Min =	0.39	0.5	0.05
50 th =	1.79	4.5	0.36
90 th =	1.80	5.8	0.59
95 th =	1.80	6.4	0.64
98 th =	1.81	7.1	0.68
99 th =	1.82	7.8	0.73
Max =	2.00	18.8	0.83

**MONTHLY SUMMARY OF MONITORING
FOR SURFACE WATER TREATMENT REGULATIONS**

System Name: Buckingham Park Water District - Treatment Plant

System Number: 1710011

Filter Type: Filter 2 (Vertical Pressure: 50.3 sq-ft, anthracite & silica sand)

Month/Year: December-21

Date	Filter 2 Operations & Pre-Filtered Water Turbidities (NTU) ¹				Filter 2 Treated Water NTU Every Four Hours ²						Filter 2 Daily Filtered Turbidity, Range, (50, 95th) ¹
	Filter Run Time, Hr.	Filter Loading Rate, (gpm/ft ²) Range, (50th) ³	Source Water Turbidity (5, 50, 95th)	Settled Water Turbidity (5, 50, 95th)	Midnight	4:00 AM	8:00 AM	Noon	4:00 PM	8:00 PM	
Wed-1	7.3	1.8 - 1.8, (1.8)	4.6, 5.4, 6.8	0.39, 0.60, 0.80	0.041	0.083	0.067	-	-	0.040	0.013 - 0.156, (0.054, 0.105)
Thu-2	8.5	1.7 - 1.8, (1.8)	4.5, 5.3, 6.6	0.26, 0.50, 0.70	0.040	-	0.036	-	-	0.076	0.013 - 0.102, (0.042, 0.088)
Fri-3	5.8	1.8 - 1.9, (1.8)	3.8, 4.7, 7.2	0.26, 0.52, 0.65	-	-	-	-	-	-	0.011 - 0.146, (0.041, 0.108)
Sat-4	9.3	1.8 - 1.9, (1.8)	3.9, 4.5, 5.4	0.22, 0.48, 0.66	-	-	0.042	-	-	-	0.015 - 0.199, (0.058, 0.136)
Sun-5	7.5	1.8 - 1.9, (1.8)	3.0, 3.3, 4.1	0.21, 0.46, 0.60	-	-	-	-	-	-	0.015 - 0.060, (0.041, 0.055)
Mon-6	8.8	1.5 - 1.9, (1.8)	2.9, 3.4, 4.1	0.19, 0.36, 0.51	-	0.077	-	-	-	-	0.012 - 0.160, (0.066, 0.101)
Tue-7	7.8	1.8 - 1.9, (1.8)	3.4, 3.8, 4.3	0.21, 0.39, 0.59	-	0.044	0.041	-	-	-	0.013 - 0.183, (0.051, 0.108)
Wed-8	8.0	1.4 - 1.8, (1.8)	3.6, 4.0, 4.4	0.23, 0.36, 0.47	-	-	0.042	-	-	-	0.012 - 0.112, (0.042, 0.101)
Thu-9	8.3	1.4 - 1.9, (1.8)	2.4, 4.0, 4.6	0.24, 0.42, 0.64	-	-	-	0.061	-	-	0.013 - 0.077, (0.055, 0.065)
Fri-10	6.3	1.8 - 1.9, (1.8)	2.5, 3.0, 4.4	0.21, 0.50, 0.73	-	-	-	-	-	-	0.011 - 0.069, (0.043, 0.050)
Sat-11	7.5	1.7 - 1.8, (1.8)	3.2, 4.1, 5.4	0.23, 0.51, 0.65	-	-	-	0.043	0.042	-	0.011 - 0.060, (0.043, 0.051)
Sun-12	6.0	1.2 - 1.8, (1.8)	2.4, 3.9, 4.6	0.22, 0.42, 0.55	-	-	-	-	-	-	0.011 - 0.060, (0.044, 0.055)
Mon-13	6.5	1.1 - 1.8, (1.8)	2.3, 2.7, 5.8	0.20, 0.37, 0.52	-	-	-	-	-	-	0.012 - 0.057, (0.044, 0.053)
Tue-14	7.5	1.1 - 1.9, (1.8)	3.6, 4.4, 9.7	0.20, 0.39, 0.61	0.047	-	-	-	-	-	0.011 - 0.059, (0.044, 0.055)
Wed-15	6.0	1.8 - 1.8, (1.8)	5.2, 5.9, 6.9	0.26, 0.54, 0.67	-	-	0.043	-	-	-	0.011 - 0.057, (0.044, 0.049)
Thu-16	6.5	1.8 - 1.8, (1.8)	4.9, 5.7, 7.5	0.24, 0.41, 0.60	-	0.043	0.043	-	-	-	0.011 - 0.148, (0.091, 0.144)
Fri-17	7.0	0.9 - 1.8, (1.8)	4.6, 5.3, 5.8	0.20, 0.44, 0.68	-	-	-	0.129	-	-	0.011 - 0.137, (0.127, 0.132)
Sat-18	7.0	1.8 - 1.8, (1.8)	4.9, 5.5, 7.1	0.17, 0.45, 0.62	0.041	0.044	0.042	0.051	-	-	0.011 - 0.053, (0.044, 0.051)
Sun-19	7.8	1.7 - 1.8, (1.8)	4.1, 4.4, 5.8	0.23, 0.44, 0.57	-	-	-	0.042	-	-	0.009 - 0.046, (0.042, 0.044)
Mon-20	6.3	0.7 - 1.8, (1.8)	3.9, 4.5, 5.3	0.21, 0.41, 0.56	-	-	-	-	-	-	0.012 - 0.043, (0.039, 0.041)
Tue-21	6.0	0.6 - 1.8, (1.8)	3.7, 4.5, 4.9	0.13, 0.36, 0.48	0.038	-	-	0.039	0.037	-	0.011 - 0.041, (0.038, 0.040)
Wed-22	6.8	1.8 - 2.0, (1.8)	4.4, 4.8, 5.4	0.21, 0.34, 0.44	0.037	-	-	0.039	0.037	0.038	0.011 - 0.040, (0.038, 0.039)
Thu-23	6.8	0.5 - 1.8, (1.8)	4.2, 4.9, 7.5	0.14, 0.24, 0.37	0.038	-	-	0.041	-	-	0.011 - 0.044, (0.039, 0.041)
Fri-24	7.8	0.4 - 2.0, (1.8)	4.4, 5.3, 7.0	0.19, 0.30, 0.36	-	-	-	0.037	0.036	-	0.010 - 0.041, (0.036, 0.039)
Sat-25	5.8	1.8 - 1.8, (1.8)	4.9, 5.3, 5.7	0.22, 0.31, 0.43	-	0.037	0.037	-	-	-	0.012 - 0.043, (0.037, 0.040)
Sun-26	7.3	1.8 - 1.8, (1.8)	4.3, 5.0, 6.5	0.07, 0.32, 0.55	-	-	-	-	-	0.037	0.011 - 0.042, (0.038, 0.041)
Mon-27	7.0	1.7 - 1.9, (1.8)	3.4, 4.2, 4.7	0.07, 0.17, 0.25	-	-	-	0.037	0.035	-	0.010 - 0.037, (0.035, 0.037)
Tue-28	7.0	1.7 - 1.8, (1.8)	3.6, 3.9, 4.5	0.14, 0.18, 0.28	-	-	0.033	0.036	-	-	0.013 - 0.042, (0.035, 0.039)
Wed-29	5.8	1.7 - 1.8, (1.8)	3.7, 4.4, 4.8	0.14, 0.19, 0.26	-	-	-	-	-	-	0.012 - 0.039, (0.036, 0.038)
Thu-30	7.0	1.8 - 1.8, (1.8)	4.1, 4.4, 4.9	0.13, 0.17, 0.23	-	-	0.033	-	-	-	0.013 - 0.037, (0.034, 0.037)
Fri-31	8.8	0.4 - 1.9, (1.8)	4.1, 4.7, 5.4	0.12, 0.19, 0.25	-	-	0.033	-	-	0.033	0.013 - 0.036, (0.034, 0.035)
Min:	5.8	0.39	0.5	0.1	0.037	0.037	0.033	0.036	0.035	0.033	0.032
Avg:	7.1	1.77	4.6	0.4	0.040	0.055	0.041	0.050	0.037	0.045	0.049
Max:	9.3	2.02	18.8	0.8	0.047	0.083	0.067	0.129	0.042	0.076	0.199

1. Reported values are based on 15 minute recorded data.
2. Reported values are based on discrete recorded data at 4 hour intervals.
3. Reported loading rate values are based on individual filtration flow.

Number of readings <= 0.3 NTU: **46**
 % Readings <= 0.3 NTU: **100.0%**
 Average Effluent NTU: **0.045**

Meets Standard (i.e. at least 95% of readings are <= 0.3 NTU) (Y/N)? **Yes**
 Avg % reduction during the month = [(Avg Raw NTU - Avg Effl NTU)/(Avg Raw NTU)] x 100% : **99.0%**
 Meets Standard (i.e. Reduction is greater than 80%) (Y/N)? **Yes**

	4 hr	15 min
Number of readings <= 0.3 NTU:	46	884
% Readings <= 0.3 NTU:	100.0%	100.0%
Average Effluent NTU:	0.045	0.049
Meets Standard (i.e. at least 95% of readings are <= 0.3 NTU) (Y/N)?	Yes	Yes
Avg % reduction during the month = [(Avg Raw NTU - Avg Effl NTU)/(Avg Raw NTU)] x 100% :	99.0%	98.9%
Meets Standard (i.e. Reduction is greater than 80%) (Y/N)?	Yes	Yes
Sample Frequency:	4 hr	15 min
Number of Samples:	46	884
Percentile Results:	Min =	0.033
xth Percentile NTU Value of all turbidity readings:	50 th =	0.040
(x% of all turbidity readings are less than these values)	90 th =	0.064
	95 th =	0.077
	98 th =	0.088
	99 th =	0.108
	Max =	0.129

15 min Data	Filter 2 (gpm/ft ²)	Source Water Turbidity	Settled Water Turbidity
Min =	0.39	0.5	0.05
50 th =	1.79	4.5	0.36
90 th =	1.80	5.8	0.59
95 th =	1.80	6.4	0.64
98 th =	1.84	7.1	0.68
99 th =	1.87	7.8	0.73
Max =	2.02	18.8	0.83

**MONTHLY SUMMARY OF MONITORING
FOR SURFACE WATER TREATMENT REGULATIONS**

175

System Name: Buckingham Park Water District - Treatment Plant

System Number: 1710011

Plant Type: Conventional Treatment - (Solids-Contact Upflow Clarifier, 2 Multi-Media Vertical Pressure Filters, 2 GAC filters & Disinfection)

Month/Year: December-21

Plant Operations and Water Characteristics (depicted data is based on when plant is producing water)

Date	Plant Run Time, Hr.	Recycled Run Time, Hr.	Source + Recycled Flow (gpm) (5, 50, 95th)	Recycled Flow (gpm) (5, 50, 95th)	% Recycled Flow (5, 50, 95th)	CFE Flow (gpm) (5, 50, 95th)	Clearwell Flow (gpm) (5, 50, 95th)	Recycled Production (gallons)	Source Production (gallons)	CFE Production (gallons)	Clearwell Pumped (gallons)	Distribution Demand (gallons)	Clearwell pH (5, 50, 95th)	Clearwell Cl ₂ Inlet, mg/L (5, 50, 95th)	Clearwell Cl ₂ Outlet, mg/L (5, 50, 95th)	Clearwell Temp, °C (5, 50, 95th)
Sat-1	7.5	1.8	171, 190, 227	9.6, 9.6, 9.7	4.7%, 5.1%, 5.5%	130, 180, 181	185, 207, 210	1,009	86,026	78,352	57,568	62,349	7.40, 7.50, 7.60	1.98, 3.10, 3.51	1.35, 1.38, 1.43	11.6, 12.3, 13.4
Thu-2	8.5	0.5	156, 192, 224	9.6, 9.6, 9.6	5.2%, 6%, 6.7%	178, 180, 181	204, 209, 213	288	97,752	90,311	71,675	69,133	7.49, 7.51, 7.60	2.38, 3.07, 3.66	1.42, 1.44, 1.51	11.2, 11.9, 12.8
Fri-3	6.0	2.0	177, 191, 236	9.5, 9.6, 9.7	4%, 4.9%, 5.6%	178, 180, 181	198, 209, 210	1,150	69,737	63,453	55,526	63,327	7.47, 7.50, 7.60	2.08, 3.04, 3.37	1.48, 1.50, 1.51	11.1, 11.6, 12.2
Sat-4	9.5	1.5	168, 192, 214	8.6, 9.6, 9.6	4.6%, 5%, 5.9%	166, 180, 182	204, 209, 212	841	109,148	100,061	71,914	63,741	7.48, 7.51, 7.60	2.20, 3.15, 3.69	1.48, 1.52, 1.55	10.8, 11.8, 12.1
Sun-5	7.5	0.5	168, 190, 222	9.7, 10.6, 11.5	4.9%, 5.5%, 6.2%	179, 180, 182	204, 208, 212	318	85,784	79,722	69,346	76,624	7.40, 7.50, 7.59	2.38, 3.08, 3.48	1.54, 1.55, 1.57	11.1, 11.8, 12.4
Mon-6	9.0	1.5	143, 191, 231	9.4, 9.5, 9.6	4.9%, 5%, 6.7%	173, 180, 182	127, 209, 213	855	103,891	95,599	74,246	65,338	7.40, 7.50, 7.60	2.30, 3.00, 3.31	1.55, 1.56, 1.61	11.1, 11.7, 12.1
Tue-7	7.8	2.0	177, 190, 238	8.3, 9.7, 9.7	4%, 5.1%, 5.2%	178, 180, 182	206, 210, 212	1,131	89,302	82,399	69,067	71,584	7.42, 7.50, 7.60	2.29, 3.15, 3.44	1.52, 1.53, 1.58	11.2, 11.7, 12.0
Wed-8	8.5	1.5	143, 191, 211	9.6, 9.7, 9.7	5%, 5.1%, 5.5%	135, 180, 180	197, 208, 213	872	94,421	88,388	80,947	82,781	7.40, 7.47, 7.58	2.29, 3.09, 4.05	1.54, 1.57, 1.59	11.1, 11.6, 12.4
Thu-9	8.5	1.8	156, 193, 233	9.5, 9.7, 9.8	4.2%, 5%, 5.2%	120, 180, 181	194, 208, 211	1,014	99,139	88,462	69,060	64,903	7.40, 7.50, 7.55	2.26, 3.10, 3.39	1.55, 1.56, 1.59	11.0, 11.5, 11.9
Fri-10	6.3	1.5	178, 190, 231	9.7, 9.7, 9.7	4%, 4.9%, 5.1%	179, 180, 182	202, 208, 211	872	70,992	67,522	52,849	59,669	7.49, 7.53, 7.60	2.04, 3.03, 3.36	1.54, 1.54, 1.56	9.8, 10.2, 10.9
Sat-11	7.8	0.8	158, 191, 226	9.6, 9.6, 9.7	5.1%, 5.2%, 5.5%	133, 180, 181	199, 209, 210	433	89,371	80,895	68,328	62,034	7.46, 7.53, 7.57	2.01, 2.95, 3.32	1.54, 1.56, 1.60	9.0, 9.3, 10.0
Sun-12	6.0	1.8	167, 191, 209	9.5, 9.7, 9.7	4.7%, 5.1%, 5.3%	178, 180, 180	188, 208, 211	1,011	67,692	63,735	63,381	66,766	7.50, 7.54, 7.57	2.16, 3.04, 3.29	1.56, 1.57, 1.58	9.1, 9.4, 9.9
Mon-13	6.5	1.5	156, 190, 214	9.4, 9.5, 9.5	4.5%, 5%, 5.2%	127, 180, 181	195, 208, 211	852	71,632	67,496	55,099	56,002	7.50, 7.55, 7.60	2.00, 3.01, 3.27	1.53, 1.55, 1.57	9.1, 9.5, 9.9
Tue-14	7.8	2.0	145, 195, 220	6.9, 9.6, 9.7	3.3%, 5%, 5.9%	140, 180, 181	205, 209, 210	1,093	87,326	81,248	65,639	60,552	7.50, 7.56, 7.65	2.10, 3.09, 5.00	1.55, 1.58, 1.60	8.4, 8.7, 9.4
Wed-15	6.0	2.5	178, 193, 211	9.4, 9.5, 9.6	4.9%, 5%, 5.8%	179, 180, 180	203, 207, 210	1,427	67,848	63,399	49,605	51,316	7.60, 7.65, 7.70	2.01, 2.47, 3.39	1.55, 1.57, 1.58	7.6, 8.0, 8.4
Thu-16	6.8	1.3	173, 193, 231	9.4, 9.5, 9.5	4.2%, 4.9%, 5.3%	179, 180, 180	191, 207, 212	712	78,424	71,478	54,856	55,375	7.60, 7.65, 7.70	2.02, 2.69, 3.38	1.53, 1.56, 1.58	7.8, 8.4, 9.6
Fri-17	7.0	1.8	87, 189, 230	9.4, 9.5, 9.5	4.2%, 5%, 5.2%	86, 176, 180	206, 208, 212	996	75,476	69,537	62,562	59,980	7.60, 7.65, 7.70	2.13, 3.09, 3.41	1.55, 1.56, 1.58	7.7, 8.1, 8.6
Sat-18	7.0	2.0	158, 192, 213	9.4, 9.5, 9.5	4.5%, 4.9%, 6.3%	179, 180, 181	206, 209, 212	1,135	79,392	75,644	65,685	64,021	7.60, 7.66, 7.70	2.17, 3.09, 3.41	1.57, 1.59, 1.60	7.4, 7.8, 8.2
Sun-19	8.0	2.0	160, 191, 209	9.4, 9.5, 9.9	4.6%, 5.1%, 6.4%	174, 178, 180	199, 208, 212	1,144	91,714	83,820	71,637	68,270	7.53, 7.64, 7.67	2.29, 3.02, 3.28	1.58, 1.62, 1.63	6.9, 7.3, 8.2
Mon-20	6.3	0.8	121, 190, 223	9.5, 9.6, 9.6	4.4%, 4.9%, 4.9%	106, 180, 180	136, 207, 210	430	73,311	63,498	60,180	61,598	7.56, 7.64, 7.70	2.24, 2.91, 3.62	1.58, 1.59, 1.62	7.0, 7.5, 8.2
Tue-21	6.3	2.3	88, 190, 206	9.5, 9.5, 9.6	4.5%, 4.9%, 5.3%	66, 179, 180	137, 207, 210	1,287	65,825	62,270	52,793	56,536	7.60, 7.69, 7.70	2.14, 3.03, 3.42	1.54, 1.55, 1.56	6.9, 7.4, 7.7
Wed-22	6.8	1.3	175, 191, 225	7.3, 9.5, 9.6	3.6%, 5%, 5.3%	178, 180, 181	193, 206, 210	672	79,822	72,752	67,423	61,468	7.52, 7.63, 7.70	2.20, 3.09, 3.45	1.54, 1.57, 1.59	7.0, 7.4, 8.0
Thu-23	6.8	2.0	143, 191, 212	9.5, 9.6, 9.6	4.7%, 5%, 5.4%	111, 180, 180	158, 206, 211	1,147	73,492	69,060	54,436	59,641	7.62, 7.67, 7.70	2.12, 3.02, 3.49	1.52, 1.53, 1.56	7.7, 8.3, 8.9
Fri-24	8.0	1.8	140, 193, 233	9.5, 9.6, 9.7	4%, 5.1%, 5.3%	137, 180, 181	205, 208, 213	1,006	89,347	82,954	65,509	60,004	7.60, 7.62, 7.70	2.13, 2.99, 3.41	1.52, 1.55, 1.57	7.8, 8.2, 8.5
Sat-25	5.8	1.8	161, 193, 206	9.5, 9.6, 9.6	4.8%, 4.9%, 5.7%	179, 180, 181	154, 207, 210	1,005	64,773	62,100	50,375	58,302	7.60, 7.68, 7.70	2.11, 2.97, 3.38	1.52, 1.53, 1.54	7.3, 7.7, 8.4
Sun-26	7.3	1.5	154, 192, 216	9.5, 9.6, 9.6	4.8%, 5.1%, 5.2%	179, 180, 180	205, 208, 213	862	87,236	76,973	69,785	67,711	7.60, 7.68, 7.70	2.09, 3.05, 3.39	1.53, 1.56, 1.58	6.4, 6.8, 7.4
Mon-27	7.5	2.3	153, 194, 220	9.5, 9.5, 9.6	4.5%, 5%, 6.2%	173, 178, 180	205, 208, 212	1,287	86,565	78,895	62,338	58,928	7.60, 7.69, 7.70	2.04, 3.08, 3.41	1.55, 1.58, 1.59	6.0, 6.4, 7.0
Tue-28	7.0	0.3	176, 193, 231	9.6, 9.6, 9.6	4.6%, 4.6%, 4.8%	123, 176, 180	211, 213, 215	144	82,211	71,816	67,113	65,055	7.59, 7.65, 7.71	1.84, 2.90, 3.34	1.56, 1.58, 1.62	5.0, 5.5, 6.0
Wed-29	6.3	2.8	170, 193, 225	9.5, 9.6, 9.6	4.5%, 5%, 5.8%	149, 179, 180	211, 214, 218	1,576	71,309	65,136	51,384	58,676	7.60, 7.65, 7.70	1.81, 2.63, 3.78	1.48, 1.50, 1.54	5.0, 5.5, 5.8
Thu-30	7.0	1.5	167, 191, 203	6.2, 9.5, 9.6	3.2%, 5%, 5.5%	178, 180, 180	213, 215, 220	792	78,857	75,400	70,994	68,021	7.60, 7.70, 7.70	2.17, 2.98, 3.21	1.49, 1.50, 1.52	5.3, 5.6, 6.1
Fri-31	8.8	0.8	127, 193, 220	9.5, 9.5, 9.5	4.1%, 4.6%, 4.9%	132, 179, 180	214, 216, 219	427	99,485	89,522	80,969	80,573	7.60, 7.64, 7.70	2.22, 3.04, 3.18	1.52, 1.54, 1.55	5.2, 5.8, 6.3

**MONTHLY SUMMARY OF MONITORING
FOR SURFACE WATER TREATMENT REGULATIONS**

System Name: Buckingham Park Water District - Treatment Plant

System #: 1710011

Filter Type: Filter 1 (Vertical Pressure: 50.3 sq-ft)

Month/Year: December-21

Filter 1 Operations												
Date	Run Time, Hr.	Filter Flow gpm/ft ² Range (50th)	Filter Production (gallons)	Backwash (BW) Start Time	Surface Wash Loading Rate (gpm/ft ²)	Filter BW Loading Rate (gpm/ft ²)	Filter BW Volume (gallons)	Filter SW Volume (gallons)	Filter-to Waste, Vol (gallons)	Total Vol to Sludge Pond (gallons)	Gal of Water Produced Between BW	UFRV (gal/ft ²)
Sat-1	7.3	89 - 91, (90) 1.8 - 1.8, (1.8)	37,899	12:13 AM	2.6, 2.6, 2.6 0.0, 0.0, 0.0	6 minutes of BW @ 17.6 gpm/ft ²	5,310	394	897	6,601	1,168	23
Thu-2	8.3	88 - 92, (90) 1.8 - 1.8, (1.8)	43,382	6:54 PM	2.5, 2.7, 2.6 0.2, 0.0, 0.0	6 minutes of BW @ 17.6 gpm/ft ²	5,310	399	898	6,607	68,918	1,371
Fri-3	6.0	87 - 91, (90) 1.7 - 1.8, (1.8)	34,180	-	-	-	-	-	-	-	-	-
Sat-4	9.3	89 - 92, (90) 1.8 - 1.8, (1.8)	46,556	8:32 AM	2.3, 2.7, 2.7 0.3, 0.0, 0.0	6 minutes of BW @ 17.6 gpm/ft ²	5,310	401	899	6,610	58,763	1,169
Sun-5	7.3	89 - 92, (90) 1.8 - 1.8, (1.8)	38,330	9:07 PM	2.1, 2.6, 2.6 0.4, 0.0, 0.0	6 minutes of BW @ 17.6 gpm/ft ²	5,310	390	897	6,597	68,710	1,367
Mon-6	9.0	80 - 92, (90) 1.6 - 1.8, (1.8)	45,524	-	-	-	-	-	-	-	-	-
Tue-7	7.5	88 - 91, (90) 1.8 - 1.8, (1.8)	40,565	1:56 PM	2.0, 2.6, 2.6 0.6, 0.0, 0.0	6 minutes of BW @ 17.6 gpm/ft ²	5,310	390	898	6,598	69,394	1,381
Wed-8	8.5	71 - 93, (90) 1.4 - 1.9, (1.8)	44,049	-	-	-	-	-	-	-	-	-
Thu-9	8.3	66 - 91, (90) 1.3 - 1.8, (1.8)	43,305	12:42 AM	1.9, 2.6, 2.6 0.7, 0.0, 0.0	6 minutes of BW @ 17.6 gpm/ft ²	5,310	392	895	6,597	63,531	1,264
Fri-10	6.3	88 - 91, (90) 1.8 - 1.8, (1.8)	31,419	-	-	-	-	-	-	-	-	-
Sat-11	7.5	87 - 92, (90) 1.7 - 1.8, (1.8)	40,961	1:11 AM	1.7, 2.6, 2.6 0.9, 0.0, 0.0	6 minutes of BW @ 17.6 gpm/ft ²	5,310	390	896	6,596	79,260	1,577
Sun-12	6.0	57 - 91, (90) 1.1 - 1.8, (1.8)	34,142	-	-	-	-	-	-	-	-	-
Mon-13	6.3	57 - 90, (90) 1.1 - 1.8, (1.8)	32,075	6:51 AM	1.5, 2.6, 2.6 1.1, 0.0, 0.0	6 minutes of BW @ 17.6 gpm/ft ²	5,310	390	896	6,596	79,081	1,573
Tue-14	7.8	49 - 91, (90) 1.0 - 1.8, (1.8)	40,578	-	-	-	-	-	-	-	-	-
Wed-15	5.8	90 - 91, (90) 1.8 - 1.8, (1.8)	31,437	7:35 AM	1.4, 2.7, 2.7 1.3, 0.0, 0.0	6 minutes of BW @ 17.6 gpm/ft ²	5,310	404	896	6,610	71,734	1,427
Thu-16	6.8	89 - 91, (90) 1.8 - 1.8, (1.8)	35,224	-	-	-	-	-	-	-	-	-
Fri-17	6.5	38 - 90, (87) 0.8 - 1.8, (1.7)	34,071	11:15 PM	1.1, 2.6, 2.7 1.5, 0.0, 0.0	6 minutes of BW @ 17.6 gpm/ft ²	5,310	400	897	6,607	90,565	1,802
Sat-18	7.0	89 - 92, (90) 1.8 - 1.8, (1.8)	37,307	-	-	-	-	-	-	-	-	-
Sun-19	8.0	83 - 90, (88) 1.7 - 1.8, (1.8)	42,233	-	-	-	-	-	-	-	-	-
Mon-20	6.0	29 - 90, (90) 0.6 - 1.8, (1.8)	33,207	9:57 AM	0.9, 2.6, 2.6 1.7, 0.0, 0.0	6 minutes of BW @ 17.6 gpm/ft ²	5,310	399	897	6,606	93,002	1,850
Tue-21	6.3	28 - 91, (90) 0.6 - 1.8, (1.8)	30,767	-	-	-	-	-	-	-	-	-
Wed-22	6.8	78 - 90, (90) 1.5 - 1.8, (1.8)	35,609	-	-	-	-	-	-	-	-	-
Thu-23	6.5	22 - 90, (90) 0.4 - 1.8, (1.8)	32,498	11:38 AM	0.6, 2.6, 2.7 2.7, 2.0, 0.0	6 minutes of BW @ 17.6 gpm/ft ²	5,310	528	891	6,729	101,295	2,015
Fri-24	8.0	20 - 94, (90) 0.4 - 1.9, (1.8)	40,618	-	-	-	-	-	-	-	-	-
Sat-25	5.8	89 - 91, (90) 1.8 - 1.8, (1.8)	30,493	-	-	-	-	-	-	-	-	-
Sun-26	7.0	88 - 96, (90) 1.8 - 1.9, (1.8)	38,165	1:31 AM	0.4, 2.7, 2.7 2.2, 0.0, 0.0	6 minutes of BW @ 17.6 gpm/ft ²	5,310	402	897	6,609	92,615	1,843
Mon-27	7.5	85 - 93, (90) 1.7 - 1.8, (1.8)	38,390	-	-	-	-	-	-	-	-	-
Tue-28	6.5	83 - 98, (87) 1.7 - 2.0, (1.7)	36,742	12:43 PM	0.2, 2.6, 2.6 2.4, 0.0, 0.0	6 minutes of BW @ 17.6 gpm/ft ²	5,310	394	900	6,604	92,778	1,846
Wed-29	6.3	90 - 101, (90) 1.8 - 2.0, (1.8)	33,848	-	-	-	-	-	-	-	-	-
Thu-30	7.0	87 - 91, (90) 1.7 - 1.8, (1.8)	38,332	-	-	-	-	-	-	-	-	-
Fri-31	8.5	20 - 91, (90) 0.4 - 1.8, (1.8)	44,071	12:46 AM	2.6, 2.6, 2.6 0.1, 0.0, 0.0	6 minutes of BW @ 17.6 gpm/ft ²	5,310	396	897	6,603	94,558	1,881
Total:	221.0		1,165,974	15			79,650	6,069	13,451	99,170		
	9.2 days											

UFRV: Unit Filter Run Volume is the amount of water filtered per squared-foot between backwashes.
Note: The amount of water filtered between backwashes does not account for the filter production in the previous month for the first calculated UFRV value.

**MONTHLY SUMMARY OF MONITORING
FOR SURFACE WATER TREATMENT REGULATIONS**

System Name: Buckingham Park Water District - Treatment Plant

System #: 1710011

Filter Type: Filter 2 (Vertical Pressure: 50.3 sq-ft)

Month/Year: December-21

Filter 2 Operations												
Date	Run Time, Hr.	Filter Flow (gpm) Range (50th)	Filter Production (gallons)	Backwash (BW) Start Time	Surface Wash Loading Rate (gpm/ft ²)	Filter BW Loading Rate (gpm/ft ²)	Filter BW Volume (gallons)	Filter SW Volume (gallons)	Filter-to-Waste, Vol (gallons)	Total Vol to Sludge Pond (gallons)	Gal of Water Produced Between BW	UFRV (gal/ft ²)
Sat-1	7.3	89 - 91, (90) 1.8 - 1.8, (1.8)	37,919	1:49 PM	2.4, 2.5, 2.5 0.0, 0.0, 0.0	6 minutes of BW @ 16.4 gpm/ft ²	4,950	366	897	6,213	23,850	474
Thu-2	8.5	87 - 91, (90) 1.7 - 1.8, (1.8)	44,853	-	-	-	-	-	-	-	-	-
Fri-3	5.8	88 - 97, (90) 1.8 - 1.9, (1.8)	32,781	7:14 AM	2.2, 2.4, 2.4 0.2, 0.0, 0.0	6 minutes of BW @ 16.4 gpm/ft ²	4,950	367	900	6,217	68,197	1,357
Sat-4	9.3	89 - 97, (90) 1.8 - 1.9, (1.8)	46,507	10:17 PM	2.1, 2.5, 2.5 2.4, 0.3, 0.0	6 minutes of BW @ 16.4 gpm/ft ²	4,950	489	897	6,336	66,237	1,318
Sun-5	7.5	89 - 94, (90) 1.8 - 1.9, (1.8)	39,819	-	-	-	-	-	-	-	-	-
Mon-6	8.8	77 - 95, (90) 1.5 - 1.9, (1.8)	44,138	10:10 AM	2.0, 2.4, 2.5 0.4, 0.0, 0.0	6 minutes of BW @ 16.4 gpm/ft ²	4,950	367	897	6,214	66,518	1,323
Tue-7	7.8	88 - 93, (90) 1.8 - 1.9, (1.8)	42,055	-	-	-	-	-	-	-	-	-
Wed-8	8.0	72 - 91, (90) 1.4 - 1.8, (1.8)	42,761	5:00 AM	1.9, 2.5, 2.5 0.6, 0.0, 0.0	6 minutes of BW @ 16.4 gpm/ft ²	4,950	375	898	6,223	69,279	1,378
Thu-9	8.3	70 - 94, (90) 1.4 - 1.9, (1.8)	43,701	2:54 PM	1.8, 2.5, 2.5 0.7, 0.0, 0.0	6 minutes of BW @ 16.4 gpm/ft ²	4,950	371	900	6,221	68,444	1,362
Fri-10	6.3	90 - 95, (90) 1.8 - 1.9, (1.8)	31,556	-	-	-	-	-	-	-	-	-
Sat-11	7.5	86 - 91, (90) 1.7 - 1.8, (1.8)	41,083	5:20 PM	1.6, 2.5, 2.5 0.9, 0.0, 0.0	6 minutes of BW @ 16.4 gpm/ft ²	4,950	377	896	6,223	74,871	1,490
Sun-12	6.0	62 - 91, (90) 1.2 - 1.8, (1.8)	34,395	-	-	-	-	-	-	-	-	-
Mon-13	6.5	54 - 92, (90) 1.1 - 1.8, (1.8)	33,847	-	-	-	-	-	-	-	-	-
Tue-14	7.5	53 - 94, (90) 1.1 - 1.9, (1.8)	39,191	12:19 AM	1.4, 2.5, 2.5 1.1, 0.0, 0.0	6 minutes of BW @ 16.4 gpm/ft ²	4,950	376	901	6,227	79,734	1,586
Wed-15	6.0	89 - 91, (90) 1.8 - 1.8, (1.8)	32,908	-	-	-	-	-	-	-	-	-
Thu-16	6.5	89 - 91, (90) 1.8 - 1.8, (1.8)	33,787	5:02 PM	1.2, 2.5, 2.5 1.3, 0.0, 0.0	6 minutes of BW @ 16.4 gpm/ft ²	4,950	378	893	6,221	94,873	1,887
Fri-17	7.0	44 - 92, (90) 0.9 - 1.8, (1.8)	36,832	-	-	-	-	-	-	-	-	-
Sat-18	7.0	90 - 91, (90) 1.8 - 1.8, (1.8)	37,288	-	-	-	-	-	-	-	-	-
Sun-19	7.8	88 - 91, (90) 1.7 - 1.8, (1.8)	41,669	8:53 AM	1.0, 2.5, 2.5 1.5, 0.0, 0.0	6 minutes of BW @ 16.4 gpm/ft ²	4,950	377	895	6,222	94,977	1,890
Mon-20	6.3	34 - 92, (90) 0.7 - 1.8, (1.8)	35,694	-	-	-	-	-	-	-	-	-
Tue-21	6.0	28 - 90, (89) 0.6 - 1.8, (1.8)	29,064	11:43 PM	0.7, 2.5, 2.4 1.7, 0.0, 0.0	6 minutes of BW @ 16.4 gpm/ft ²	4,950	370	895	6,215	94,837	1,887
Wed-22	6.8	90 - 100, (90) 1.8 - 2.0, (1.8)	35,897	-	-	-	-	-	-	-	-	-
Thu-23	6.8	25 - 92, (90) 0.5 - 1.8, (1.8)	34,593	-	-	-	-	-	-	-	-	-
Fri-24	7.8	20 - 102, (90) 0.4 - 2.0, (1.8)	39,174	3:28 PM	0.5, 2.5, 2.5 2.0, 0.0, 0.0	6 minutes of BW @ 16.4 gpm/ft ²	4,950	378	896	6,224	94,845	1,887
Sat-25	5.8	89 - 91, (90) 1.8 - 1.8, (1.8)	30,568	-	-	-	-	-	-	-	-	-
Sun-26	7.3	89 - 91, (90) 1.8 - 1.8, (1.8)	39,617	-	-	-	-	-	-	-	-	-
Mon-27	7.0	88 - 94, (90) 1.7 - 1.9, (1.8)	37,095	6:15 AM	0.3, 2.5, 2.4 2.1, 0.0, 0.0	6 minutes of BW @ 16.4 gpm/ft ²	4,950	371	898	6,219	94,304	1,876
Tue-28	7.0	87 - 91, (90) 1.7 - 1.8, (1.8)	39,700	-	-	-	-	-	-	-	-	-
Wed-29	5.8	87 - 90, (89) 1.7 - 1.8, (1.8)	31,743	8:29 PM	2.5, 2.5, 2.4 0.0, 0.0, 0.0	6 minutes of BW @ 16.4 gpm/ft ²	4,950	377	899	6,226	94,138	1,873
Thu-30	7.0	90 - 92, (90) 1.8 - 1.8, (1.8)	38,608	-	-	-	-	-	-	-	-	-
Fri-31	8.8	20 - 94, (90) 0.4 - 1.9, (1.8)	45,381	-	-	-	-	-	-	-	-	-
Total:	221.0		1,174,225	14			69,300	5,339	12,564	87,203		
	9.2 days											

UFRV: Unit Filter Run Volume is the amount of water filtered per squared-foot between backwashes.
Note: The amount of water filtered between backwashes does not account for the filter production in the previous month for the first calculated UFRV value.

Combined Filter Effluent Reporting

Incidents of turbidity greater than **1.0 NTU** in two consecutive measurements taken no more than 15 minutes apart.

Date of Incident	NONE				
Value					

Incidents of turbidity greater than **0.2 NTU** in two consecutive measurements taken 15 minutes apart at the end of the first 60 minutes of continuous filter operation after the filter has been backwashed or otherwise taken offline.

Date of Incident	NONE				
Value					

Individual Filter Effluent Reporting

Were individual filters monitored and recorded at least once every 15 minutes? Yes No
 Were there any trigger violations? Yes No

Incidents of turbidity greater than **1.0 NTU** in two consecutive measurements taken no more than 15 minutes apart.

Date of Incident	NONE						
Value							
Filter Number							

Incidents of turbidity greater than **0.3 NTU** in two consecutive measurements taken 15 minutes apart at the end of the first 60 minutes of continuous filter operation after the filter has been backwashed or otherwise taken offline.

Date of Incident	NONE						
Value							
Filter Number							

Incidents of turbidity greater than **1.0 NTU** in two consecutive measurements taken no more than 15 minutes apart at any time in each of three consecutive months.

Date of Incident	NONE						
Value							
Filter Number							

Incidents of turbidity greater than **2.0 NTU** in two consecutive measurements taken no more than 15 minutes apart at any time in each of two consecutive months.

Date of Incident	NONE						
Value							
Filter Number							

Note: System is required to arrange with the Department for a comprehensive performance evaluation (CPE) to be conducted no later than 30 days following the exceedance. The CPE must be completed and submitted to the State no later than 90 days following the exceedance for the second straight month.

Turbidity Instrument Calibration

Indicate the date that the turbidimeters that are used for regulatory monitoring purposes were calibrated:

Date	Which Turbidimeter	Which standards used, primary or secondary	Date	Which Turbidimeter	Which standards used, primary or secondary
12/15/2021	1720 dfilter 1	primary	12/14/2021	raw scatter 7	primary
12/15/2021	1720 d filter 2	primary	12/14/2021	hach hand held	primary
12/14/2021	Swan Turbiwell	verification			
12/15/2021	settled 1720 c	primary			

Alarm Testing

Date	Alarm Tested	Set Point Tested	Call Out Successful	Shut Down Successful	Time Delay
12/14/2021	CL2 LOW	0.8	YES	YES	0min/30sec
12/14/2021	CL2HIGH	3.25	YES	YES	0min/30sec
12/14/2021	coagulant fail	fail	YES	YES	4min/48sec
12/14/2021	filter 1 ntu high	0.28	YES	YES	INST
12/14/2021	filter 2 ntu high	0.28	YES	YES	INST
12/14/2021	combined ntu high	0.28	YES	YES	0min/15sec

Disinfection Process Data

Disinfectant residual type (check one): Free Chlorine Combined Chlorine Other

Incidents of chlorine residuals less than 0.2 mg/L at the plant effluent:

Date of Incident	none				
Duration					
Date Dept. Notified					

Total number of incidents where residual is < 0.2 mg/L: 0
 Meet Standard (i.e. is not less than 0.2 mg/L for more than four hours (Y/N)? Yes

Number of distribution system residual samples collected:	124
Number of distribution system samples for HPC only:	
Total number of residual and/or HPC samples collected:	124
Number of samples with no detectable residual and HPC is not measured:	
Number of samples with no residual and HPC > 500 CFU/mL:	
Number of samples for HPC only and HPC > 500 CFU/mL:	
Total number of samples with no residual and/or HPC > 500 CFU/mL:	0

Compute V:

Where V = [1 - (Total No. of samples with no residual and/or HPC > 500)/(Total No. of residual and/or HPC samples collected)] x 100

V = 100.0%
 Meets Standard (i.e. V >= 95%) (Y/N)? Yes

SUMMARY OF WATER QUALITY COMPLAINTS

General Complaints:


Type of Complaint	Number	Corrective Actions Taken
Taste/Odor		
Color		
Turbidity		
Suspended Solids		
Other (Describe)		

Reports of Gastrointestinal Illness (attach additional sheets if necessary):

Person Reporting	Date	Corrective Actions Taken

Attach an explanation of any failure of the performance standards or operating criteria and corrective action taken or planned.

PLC CPU replaced on morning of 12/1/2021.

Print Name: WILLIAM RAE
 Signature: 
 Date: 1/4/22

CT Compliance for Giardia Lamblia Cysts by Free Chlorine

Input Parameters:

Water System Name:	Buckingham Park Water District		
Number of Service Connections:	455		
System Number:	1710011		
Month and Year:	December-21		
Clearwell(s) - Volume per Foot:	5,288	Gallons/Ft	
Short-Circuiting Factor for Clearwell(s):	0.13	t ₁₀ /T	

Calc. are based only when plant is on-line and flow leaving clearwell									Results fo Giardia Inactivation and Reduction of Microcystin-LR				
Plant Clearwell Operations									Giardia cysts			Microcystin-LR (Min)	
Date	Plant Run Time, hr	Flow Rate, gpm	Clearwell Level, ft	Temp, °C	pH	Chlorine Residual, mg/L	Effective Volume, gal	Effective Contact Time, minutes	Calc. CT ₁₀	Minimum Log Inactivation	Log Inactivation Range, (5 th, Median)	Calculated Log (%) Reduction	MC-LR Reduced from x to 0.3 ug/L
Sat-1	7.5	208	34.4	11.6	7.60	1.38	23,648	113.7	157	3.57	3.57 - 4.06 (3.60, 3.79)	2.5 (99.68%)	92
Sun-2	8.5	213	34.2	11.5	7.60	1.45	23,510	110.4	160	3.48	3.48 - 4.12 (3.48, 3.82)	2.5 (99.71%)	104
Mon-3	6.0	208	34.2	11.4	7.60	1.51	23,510	112.9	170	3.70	3.70 - 4.08 (3.76, 3.87)	2.7 (99.79%)	145
Tue-4	9.5	214	34.5	11.2	7.59	1.49	23,717	110.9	165	3.59	3.59 - 4.13 (3.61, 3.90)	2.6 (99.76%)	125
Wed-5	7.5	255	34.5	12.2	7.43	1.54	23,717	92.8	143	3.57	3.57 - 4.36 (3.79, 4.04)	2.8 (99.83%)	173
Thu-6	9.0	208	34.2	11.5	7.58	1.57	23,510	113.0	177	3.85	3.85 - 21.66 (3.95, 4.03)	2.9 (99.86%)	218
Fri-7	7.8	210	34.2	11.2	7.58	1.52	23,510	112.2	171	3.71	3.71 - 4.31 (3.74, 3.93)	2.7 (99.81%)	161
Sat-8	8.5	209	33.3	11.6	7.58	1.54	22,892	109.5	169	3.83	3.83 - 4.28 (3.88, 4.03)	2.7 (99.82%)	167
Sun-9	8.5	208	34.4	10.8	7.50	1.56	23,648	113.5	177	3.86	3.86 - 13.91 (3.86, 4.01)	3.1 (99.91%)	338
Mon-10	6.3	212	34.2	10.2	7.57	1.56	23,510	110.7	172	3.45	3.45 - 3.89 (3.45, 3.58)	2.7 (99.80%)	148
Tue-11	7.8	208	33.2	9.0	7.46	1.57	22,823	109.8	173	3.32	3.32 - 3.62 (3.34, 3.43)	2.9 (99.87%)	230
Wed-12	6.0	210	34.4	9.0	7.50	1.56	23,648	112.6	176	3.38	3.38 - 8.68 (3.38, 3.44)	2.8 (99.85%)	201
Thu-13	6.5	213	34.2	9.2	7.50	1.53	23,510	110.6	169	3.25	3.25 - 3.57 (3.28, 3.38)	2.7 (99.82%)	166
Fri-14	7.8	208	34.4	8.3	7.65	1.58	23,648	113.7	179	3.09	3.09 - 3.46 (3.15, 3.30)	2.4 (99.59%)	73
Sat-15	6.0	207	34.4	8.0	7.70	1.55	23,648	114.0	177	2.94	2.94 - 3.09 (2.96, 3.04)	2.2 (99.34%)	45
Sun-16	6.8	210	34.1	8.3	7.70	1.56	23,442	111.4	174	3.00	3.00 - 3.23 (3.00, 3.02)	2.2 (99.32%)	44
Mon-17	7.0	212	34.2	7.8	7.70	1.57	23,481	110.5	173	2.88	2.88 - 3.19 (2.94, 3.04)	2.1 (99.24%)	40
Tue-18	7.0	209	34.3	7.3	7.70	1.57	23,579	112.6	177	2.86	2.86 - 3.15 (2.94, 3.00)	2.1 (99.25%)	40
Wed-19	8.0	210	33.5	7.0	7.64	1.59	23,029	109.9	175	2.82	2.82 - 3.20 (2.86, 3.01)	2.2 (99.41%)	51
Thu-20	6.3	210	33.2	7.0	7.57	1.59	22,823	108.7	173	2.88	2.88 - 4.71 (2.89, 3.02)	2.4 (99.59%)	72
Fri-21	6.3	209	34.3	7.1	7.70	1.55	23,579	112.8	175	2.83	2.83 - 4.40 (2.83, 2.93)	2.1 (99.17%)	36
Sat-22	6.8	208	34.4	7.4	7.70	1.57	23,628	113.4	178	2.88	2.88 - 3.14 (2.90, 2.96)	2.2 (99.29%)	42
Sun-23	6.8	206	34.2	7.8	7.70	1.52	23,510	114.1	173	2.89	2.89 - 3.92 (2.92, 3.04)	2.1 (99.25%)	40
Mon-24	8.0	211	34.4	7.8	7.70	1.56	23,648	111.9	175	2.91	2.91 - 3.21 (2.93, 3.04)	2.1 (99.27%)	41
Tue-25	5.8	207	34.2	7.7	7.68	1.52	23,510	113.4	173	2.88	2.88 - 3.40 (2.88, 2.96)	2.1 (99.29%)	42
Wed-26	7.3	344	34.5	6.5	7.70	1.58	23,717	68.9	109	1.70	1.70 - 2.94 (2.60, 2.81)	1.3 (94.52%)	5.5
Thu-27	7.5	209	34.2	6.2	7.69	1.58	23,510	112.4	178	2.69	2.69 - 2.91 (2.70, 2.78)	2.1 (99.14%)	35
Fri-28	7.0	212	33.7	5.0	7.70	1.57	23,161	109.0	171	2.45	2.45 - 2.84 (2.51, 2.61)	1.9 (98.63%)	22
Sat-29	6.3	216	34.3	5.4	7.70	1.50	23,579	109.1	164	2.41	2.41 - 2.56 (2.41, 2.47)	1.8 (98.45%)	19
Sun-30	7.0	220	34.5	5.5	7.70	1.50	23,717	107.9	162	2.38	2.38 - 2.59 (2.38, 2.50)	1.8 (98.42%)	19
Mon-31	8.8	218	34.5	5.3	7.67	1.54	23,717	108.8	168	2.46	2.46 - 2.73 (2.47, 2.55)	1.9 (98.80%)	25
Min	5.8	206	33.2	5.0	7.43	1.38	22,823	68.9	109	1.70	1.70	1.3 (94.52%)	5.5
Median	7.0	210	34.2	8.0	7.65	1.56	23,510	111.4	173	2.94	3.40	2.2 (99.41%)	51
Max	9.5	344	34.5	12.2	7.70	1.59	23,717	114.1	179	3.86	21.66	3.1 (99.91%)	338

Print Name: _____

WILLIAM RAE

Signature: _____

[Signature]

Date: _____

1 / 4 / 22

MONTHLY CHEMICAL DOSAGE SUMMARY SHEET


System Name: Buckingham Water District SN: 1710011 Month/Year: December-21

Source and Combined Filter Flows & Chemical Feed Rate and Dosages													
		Source Water - Inlet to Solids-Contact Upflow Clarifier							Filter Coagulant Aid and Post GAC Disinfection				
		Pre-Disinfection			Coagulants				Filter Aid			Disinfection	
Units:		gpm	mL/min	mg/L	mL/min	mg/L	mL/min	mg/L	gpm	mL/min	mg/L	mL/min	mg/L
Date	Plant Hours Operated	Source Flow	NaOCl	NaOCl	Product 9800	Product 9800	Chemical Type	Chemical Type	CFE Flow	Product Pro Pac 9890	Product Pro Pac 9890	NaOCl	NaOCl
Sat-1	7.5	195	15.0	2.2	24.0	42.3		-	182	3.0	5.7	18.0	2.8
Thu-2	8.5	194	15.0	2.2	24.0	42.4		-	177	3.0	5.8	18.0	2.9
Fri-3	6.0	190	15.0	2.2	24.0	43.4		-	176	3.0	5.8	18.0	2.9
Sat-4	9.5	196	13.0	1.9	24.0	42.0		-	182	3.0	5.7	19.0	2.9
Sun-5	7.5	194	13.0	1.9	24.0	42.5		-	177	3.0	5.8	19.0	3.0
Mon-6	9.0	198	13.0	1.8	24.0	41.5		-	183	3.0	5.6	19.0	2.9
Tue-7	7.8	187	13.0	2.0	24.0	44.1		-	174	3.0	5.9	19.0	3.1
Wed-8	8.5	194	13.0	1.9	24.0	42.5		-	177	3.0	5.8	19.0	3.0
Thu-9	8.5	193	13.0	1.9	24.0	42.7		-	180		-	19.0	3.0
Fri-10	6.3	196	13.0	1.9	24.0	42.0		-	177		-	19.0	3.0
Sat-11	7.8	191	16.0	2.4	24.0	43.2		-	178		-	19.0	3.0
Sun-12	6.0	192	16.0	2.4	24.0	43.0		-	182		-	19.0	3.0
Mon-13	6.5	197	16.0	2.3	24.0	41.9		-	176		-	19.0	3.1
Tue-14	7.8	191	16.0	2.4	24.0	43.2		-	177		-	19.0	3.0
Wed-15	6.0	183	16.0	2.5	24.0	45.0		-	177		-	19.0	3.0
Thu-16	6.8	195	16.0	2.3	24.0	42.2		-	179		-	19.0	3.0
Fri-17	7.0	198	16.0	2.3	24.0	41.7		-	181		-	19.0	3.0
Sat-18	7.0	191	15.0	2.2	24.0	43.3		-	173		-	19.0	3.1
Sun-19	8.0	191	15.0	2.2	24.0	43.1		-	180		-	19.0	3.0
Mon-20	6.3	190	15.0	2.2	24.0	43.4		-	176		-	19.0	3.0
Tue-21	6.3	190	15.0	2.2	24.0	43.5		-	177		-	19.0	3.0
Wed-22	6.8	195	15.0	2.2	24.0	42.4		-	178		-	19.0	3.0
Thu-23	6.8	195	15.0	2.2	24.0	42.2		-	179		-	19.0	3.0
Fri-24	8.0	187	15.0	2.3	24.0	44.0		-	175		-	19.0	3.1
Sat-25	5.8	195	15.0	2.2	24.0	42.2		-	182		-	19.0	3.0
Sun-26	7.3	194	15.0	2.2	24.0	42.5		-	177		-	19.0	3.0
Mon-27	7.5	193	15.0	2.2	24.0	42.6		-	180		-	19.0	3.0
Tue-28	7.0	189	15.0	2.2	24.0	43.6		-	179		-	19.0	3.0
Wed-29	6.3	191	15.0	2.2	24.0	43.3		-	172		-	19.0	3.1
Thu-30	7.0	198	15.0	2.1	24.0	41.6		-	181		-	19.0	3.0
Fri-31	8.8	195	15.0	2.2	24.0	42.2		-	178		-	19.0	3.0

5 th	6.0	187	13.0	1.9	24.0	41.7	-	-	174	3.0	5.6	18.0	2.9
25 th	6.4	191	15.0	2.2	24.0	42.2	-	-	177	3.0	5.7	19.0	3.0
50 th	7.0	194	15.0	2.2	24.0	42.5	-	-	178	3.0	5.8	19.0	3.0
75 th	7.9	195	15.0	2.3	24.0	43.3	-	-	180	3.0	5.8	19.0	3.0
95 th	8.9	198	16.0	2.4	24.0	44.1	-	-	182	3.0	5.9	19.0	3.1

Comments: Filter aid use discontinued on 12/9/2021

Name (Print): WILLIAM RAE

Signature: 

MONTHLY SUMMARY OF REVISED TOTAL COLIFORM RULE DISTRIBUTION SYSTEM MONITORING
(For public water systems serving more than 400 service connections OR 1,000 persons, OR wholesaler systems)
 (Includes triggered source monitoring reporting for Groundwater Rule compliance)

System Name <p align="center">Buckingham Park Water District</p>	System Number <p align="center">1710011</p>
Sampling Period <p align="center">December</p>	Year <p align="center">2021</p>

	Number Required	Number Collected	Number Total Coliform Positives	Number E.coli Positives
1. Routine Samples (see note 1)	2	2	0	0
2. Repeat Samples following samples that are Total Coliform Positive and <i>E.coli</i> Negative (see notes 2, 10 and 11)		0	0	0
3. Repeat Samples following Routine Samples that are Total Coliform Positive and <i>E. coli</i> Positive (see notes 2, 3, 10 and 11)		0	0	0
4. Coliform Treatment Technique (TT) Trigger Exceedance & <i>E.coli</i> MCL Computation for TC/ <i>E. coli</i> Positive Samples				
a. Totals (sum of columns)	2	0	0	0
b. If 40 or more samples collected in month, determine percent of samples that are total coliform positive [(total number positive/total number collected) x 100] =	0	%		
c. Did the system violate the <i>E. coli</i> MCL (see notes 2 through 5)?			<input type="checkbox"/> Yes	<input checked="" type="checkbox"/> No
Did the system exceed... ..a Level 2 Coliform TT trigger? (see notes 2, 3, 4, 5 and 6 for trigger info)			<input type="checkbox"/> Yes	<input checked="" type="checkbox"/> No
<i>If yes, see note 8 below.</i>				
...a Level 1 Coliform TT trigger? (see note 7 for trigger info)			<input type="checkbox"/> Yes	<input checked="" type="checkbox"/> No
<i>If yes, see note 9 below.</i>				
5. Triggered Source Samples per Groundwater Rule (see notes 12 and 13)				
6. Invalidated Samples (Note what samples, if any, were invalidated; the lab who authorized the invalidation; and when replacement samples were collected. Attach additional sheets, if necessary.)				
7. Summary Completed By:				

Name/Signature Ahimsah Wonderwheel	Title <p align="center">General Manager</p>	Date <p align="center">1/10/2022</p>
---------------------------------------	--	---

NOTES AND INSTRUCTIONS:

1. Routine samples include:
 - a. Samples required pursuant to 22 CCR Section 64423 and any additional samples required by an approved routine sample siting plan established pursuant to 22 CCR Section 64422.
 - b. Extra samples for systems with high source water turbidities that are using surface water or groundwater under direct influence of surface water and do not practice filtration in compliance with regulations;
- Notes 2-5 (boxed entries) are *E. coli* MCL violations and require immediate notification to the Division (22 CCR, Section 64426.1):
2. Any *E.coli* positive repeat following a total coliform positive sample.
3. A total coliform positive repeat, following an *E.coli* positive routine sample.
4. Failure to take all required repeat samples following an *E. coli* positive routine sample.
5. Failure to test for *E. coli* when any repeat sample tests positive for total coliform
6. Second Level 1 coliform treatment technique trigger exceedance in a rolling 12-month period.
7. Level 1 Coliform Treatment Technique (TT) Triggers:
 - a. For systems collecting less than 40 samples, if two or more samples are total coliform positive, then the TT is exceeded and a Level 1 Assessment is required.
 - b. For systems collecting 40 or more samples, if more than 5.0 percent of samples collected are total coliform positive, then the TT is exceeded and a Level 1 Assessment is required.
 - c. If a trigger is exceeded as a result of a total coliform positive repeat sample, the system must notify the Division by the end of business day, section 64424(c)
8. Contact the Division as soon as practical to arrange for the Division to conduct a Level 2 Assessment of the water system. The water system shall complete a Level 2 Assessment and submit it to the Division within 30 days of learning of the trigger exceedance.
9. Conduct a Level 1 Assessment as soon as practical that covers the minimum elements (22 CCR, Section 64426.8 (a)(2)). Submit the report to the Division within 30 days of learning of the trigger exceedance.
10. Positive results and their associated repeat samples are to be tracked on the Coliform Monitoring Worksheet.
11. Repeat samples must be collected within 24 hours of being notified of the positive results. At least 3 repeat samples must be collected for each total coliform positive sample.
12. For systems subject to the Groundwater Rule: Positive results and the associated triggered source samples are to be tracked on the Coliform Monitoring Worksheet.
13. For triggered sample(s) required as a result of a total coliform routine positive sample, an *E.coli*-positive triggered sample (boxed entry) requires immediate notification to the Division, Tier 1 public notification, and corrective action.

GM-Buckingham Park Water

From: GM-Buckingham Park Water [gm@buckinghamparkwater.us]
Sent: Monday, January 10, 2022 1:39 PM
To: 'matt.foster@waterboards.ca.gov'
Cc: DDW - Mendocino General Email (DWPDIST03@waterboards.ca.gov)
Subject: December 2021 monthly reports
Attachments: 12.21 TCR Monitoring report.pdf; 12.21 Monthly Operations Report.pdf

Hello Matt,

I have attached the monthly operations report and the monthly Total Coliform Rule Distribution System Monitoring for the month of December 2021. Please let me know if you have any questions regarding the reports.

Sincerely,

Ahimsah Wonderwheel

General Manager

Buckingham Park Water District

2880 Eastlake Drive Kelseyville, CA 95451

Cell (707) 900-8367 / Office (707) 279-8568 / Fax (707) 279-2947

"Visit us on the web at: www.buckinghamparkwater.us!"

Buckingham Park Water District

12 21 Water Plant Log revised 2.27.2020

Date & Time	Oper. Initials	Raw Water Hours						Raw Water Flow					Less Backwash		Recycle Flow				Net Raw Water Flow	
		P-1 Read		P-2 Read		P-1 Hours	MTD	1,662,147	Daily Raw Water Flow	MGD	Raw Water Flow M-T-D	Raw Water Flow gpm	Daily Combined Filter Backwash Flow	MTD Combined Filter Backwash Flow	Read	Backwash Re-cycle Gallons	% Of Daily Flow	M-T-D	Total Raw Water Gallons Daily	Total Raw Water Gallons MTD
		21,903		113,832																
1	7:15 AM	21,928	2.5	2.5	113,882	5.0	5.0	1,663,023	87,600	0.088	87,600	194.7	7,080	7,080	133,569	360	0.6%	360	87,240	87,240
2	7:15 AM	21,958	3.0	5.5	113,923	4.1	9.1	1,663,851	82,800	0.083	170,400	194.4	6,600	13,680	133,671	1,020	1.6%	1,380	81,780	169,020
3	7:30 AM	22,004	4.6	10.1	113,964	4.1	13.2	1,664,842	99,100	0.099	269,500	189.8	13,680	27,360	133,794	1,230	1.6%	2,610	97,870	266,890
4	7:30 AM	22,034	3.0	13.1	113,998	3.4	16.6	1,665,596	75,400	0.075	344,900	196.4	-	27,360	133,807	130	0.2%	2,740	75,270	342,160
5	7:32 WR	22,103	6.9	20.0	114,018	2.0	18.6	1,666,631	103,500	0.104	448,400	193.8	13,680	41,040	133,905	980	1.3%	3,720	102,520	444,680
6	7:12 WR	22,147	4.4	24.4	114,051	3.3	21.9	1,667,548	91,700	0.092	540,100	198.5	7,080	48,120	134,003	980	1.4%	4,700	90,720	535,400
7	7:15 AM	22,183	3.6	28.0	114,086	3.5	25.4	1,668,344	79,600	0.080	619,700	186.9	6,600	54,720	134,010	70	0.1%	4,770	79,530	614,930
8	7:15 AM	22,213	3.0	31.0	114,150	6.4	31.8	1,669,439	109,500	0.110	729,200	194.1	13,680	68,400	134,130	1,200	1.5%	5,970	108,300	723,230
9	7:30 AM	22,256	4.3	35.3	114,191	4.1	35.9	1,670,412	97,300	0.097	826,500	193.1	7,080	75,480	134,231	1,010	1.3%	6,980	96,290	819,520
10	7:30 AM	22,291	3.5	38.8	114,232	4.1	40.0	1,671,306	89,400	0.089	915,900	196.1	6,600	82,080	134,327	960	1.4%	7,940	88,440	907,960
11	7:30 AM	22,323	3.2	42.0	114,264	3.2	43.2	1,672,039	73,300	0.073	989,200	190.9	7,080	89,160	134,451	1,240	2.3%	9,180	72,060	980,020
12	7:29 WR	22,361	3.8	45.8	114,300	3.6	46.8	1,672,890	85,100	0.085	1,074,300	191.7	6,600	95,760	134,510	590	0.9%	9,770	84,510	1,064,530
13	7:24 WR	22,387	2.6	48.4	114,339	3.9	50.7	1,673,657	76,700	0.077	1,151,000	196.7	7,080	102,840	134,637	1,270	2.1%	11,040	75,430	1,139,960
14	7:30 AM	22,427	4.0	52.4	114,372	3.3	54.0	1,674,493	83,600	0.084	1,234,600	190.9	6,600	109,440	134,732	950	1.5%	11,990	82,650	1,222,610
15	7:30 AM	22,452	2.5	54.9	114,405	3.3	57.3	1,675,131	63,800	0.064	1,298,400	183.3	-	109,440	134,794	620	1.1%	12,610	63,180	1,285,790
16	7:30 AM	22,487	3.5	58.4	114,433	2.8	60.1	1,675,869	73,800	0.074	1,372,200	195.2	7,080	116,520	134,945	1,510	2.7%	14,120	72,290	1,358,080
17	7:30 AM	22,522	3.5	61.9	114,470	3.7	63.8	1,676,723	85,400	0.085	1,457,600	197.7	6,600	123,120	135,053	1,080	1.8%	15,200	84,320	1,442,400
18	7:30 AM	22,551	2.9	64.8	114,501	3.1	66.9	1,677,409	68,600	0.069	1,526,200	190.6	7,080	130,200	135,059	60	0.1%	15,260	68,540	1,510,940
19	7:44 WR	22,591	4.0	68.8	114,540	3.9	70.8	1,678,316	90,700	0.091	1,616,900	191.4	-	130,200	135,161	1,020	1.4%	16,280	89,680	1,600,620
20	7:24 WR	22,635	4.4	73.2	114,577	3.7	74.5	1,679,240	92,400	0.092	1,709,300	190.1	6,600	136,800	135,260	990	1.4%	17,270	91,410	1,692,030
21	7:30 AM	22,664	2.9	76.1	114,606	2.9	77.4	1,679,900	66,000	0.066	1,775,300	189.7	7,080	143,880	135,359	990	2.0%	18,260	65,010	1,757,040
22	7:30 AM	22,692	2.8	78.9	114,651	4.5	81.9	1,680,752	85,200	0.085	1,860,500	194.5	6,600	150,480	135,479	1,200	1.9%	19,460	84,000	1,841,040
23	7:30 AM	22,717	2.5	81.4	114,679	2.8	84.7	1,681,373	62,100	0.062	1,922,600	195.3	-	150,480	135,538	590	1.2%	20,050	61,510	1,902,550
24	7:30 AM	22,753	3.6	85.0	114,713	3.4	88.1	1,682,159	78,600	0.079	2,001,200	187.1	7,080	157,560	135,622	840	1.3%	20,890	77,760	1,980,310
25	7:30 AM	22,785	3.2	88.2	114,751	3.8	91.9	1,682,980	82,100	0.082	2,083,300	195.5	6,600	164,160	135,711	890	1.5%	21,780	81,210	2,061,520
26	7:43 WR	22,820	3.5	91.7	114,788	3.7	95.6	1,683,818	83,800	0.084	2,167,100	194.0	7,080	171,240	135,873	1,620	2.6%	23,400	82,180	2,143,700
27	7:26 WR	22,875	5.5	97.2	114,807	1.9	97.5	1,684,677	85,900	0.086	2,253,000	193.5	6,600	177,840	135,956	830	1.3%	24,230	85,070	2,228,770
28	7:45 AM	22,905	3.0	100.2	114,837	3.0	100.5	1,685,357	68,000	0.068	2,321,000	188.9	-	177,840	136,053	970	1.8%	25,200	67,030	2,295,800
29	7:30 AM	22,950	4.5	104.7	114,871	3.4	103.9	1,686,260	90,300	0.090	2,411,300	190.5	7,080	184,920	136,132	790	1.1%	25,990	89,510	2,385,310
30	7:15 AM	22,979	2.9	107.6	114,910	3.9	107.8	1,687,068	80,800	0.081	2,492,100	198.0	6,600	191,520	136,212	800	1.4%	26,790	80,000	2,465,310
31	7:30 AM	23,021	4.2	111.8	114,945	3.5	111.3	1,687,970	90,200	0.090	2,582,300	195.2	7,080	198,600	136,325	1,130	1.6%	27,920	89,070	2,554,380
Avg.			3.6			3.6		83,300	0.083		1,000	192.8	7,638		901	1.42%		82,399		
Min.			2.5			1.9		62,100	0.062			183.3	6,600		60	0.12%		61,510		
Max.			6.9	111.8		6.4	111.3	109,500	0.110	2,582,300	198.5	13,680	198,600	1,620	2.72%	27,920	108,300	2,554,380		

Buckingham Park Water District
12 21 Water Plant Log revised 2.27.2020

Filter #1

Date	Filtering Hours & Flows							Backwash Frequencies & Flows				Surface Wash Flows			
	Read (Last Day, Last Mo)	Daily Hours	F1 Flow Meter		Month to Date Flow	Daily Max. Filter Load Rate	No. of Backwashes/Day	Minutes Per Backwash		Backwash Volume	SW Flow Meter Read	Daily Flow	Read GPM	Month to Date Flow	
			F1 Hour Meter	Daily Flow				GPM	Peak Backwash Flow Rate						
1	400,900	7.3	1,377,956	39,300	89.7	39,300	1.8	1	8	885	7,080	127,559	420	84	420
2	400,972	7.2	1,378,344	38,800	89.8	78,100	1.8	0	-	-	-	127,559	-	-	420
3	401,059	8.7	1,378,800	45,600	87.4	123,700	1.7	1	8	885	7,080	127,602	430	86	850
4	401,122	6.3	1,379,146	34,600	91.5	158,300	1.8	0	-	-	-	127,602	-	-	850
5	401,210	8.8	1,379,616	47,000	89.0	205,300	1.8	1	8	885	7,080	127,645	430	86	1,280
6	401,286	7.6	1,380,028	41,200	90.4	246,500	1.8	1	8	885	7,080	127,687	420	84	1,700
7	401,357	7.1	1,380,404	37,600	88.3	284,100	1.8	0	-	-	-	127,687	-	-	1,700
8	401,450	9.3	1,380,897	49,300	88.4	333,400	1.8	1	8	885	7,080	127,729	420	84	2,120
9	401,533	8.3	1,381,339	44,200	88.8	377,600	1.8	1	8	885	7,080	127,771	420	84	2,540
10	401,610	7.7	1,381,755	41,600	90.0	419,200	1.8	0	-	-	-	127,771	-	-	2,540
11	401,672	6.2	1,382,080	32,500	87.4	451,700	1.7	1	8	885	7,080	127,812	410	82	2,950
12	401,746	7.4	1,382,480	40,000	90.1	491,700	1.8	0	-	-	-	127,812	-	-	2,950
13	401,810	6.4	1,382,817	33,700	87.8	525,400	1.7	1	8	885	7,080	127,854	420	84	3,370
14	401,884	7.4	1,383,214	39,700	89.4	565,100	1.8	0	-	-	-	127,854	-	-	3,370
15	401,941	5.7	1,383,518	30,400	88.9	595,500	1.8	0	-	-	-	127,854	-	-	3,370
16	402,003	6.2	1,383,846	32,800	88.2	628,300	1.8	1	8	885	7,080	127,897	430	86	3,800
17	402,075	7.2	1,384,242	39,600	91.7	667,900	1.8	0	-	-	-	127,897	-	-	3,800
18	402,135	6.0	1,384,543	30,100	83.6	698,000	1.7	1	8	885	7,080	127,940	430	86	4,230
19	402,213	7.8	1,384,966	42,300	90.4	740,300	1.8	0	-	-	-	127,940	-	-	4,230
20	402,294	8.1	1,385,390	42,400	87.2	782,700	1.7	0	-	-	-	127,940	-	-	4,230
21	402,350	5.6	1,385,682	29,200	86.9	811,900	1.7	1	8	885	7,080	127,983	430	86	4,660
22	402,423	7.3	1,386,079	39,700	90.6	851,600	1.8	0	-	-	-	127,983	-	-	4,660
23	402,477	5.4	1,386,367	28,800	88.9	880,400	1.8	0	-	-	-	127,983	-	-	4,660
24	402,546	6.9	1,386,723	35,600	86.0	916,000	1.7	1	8	885	7,080	128,026	430	86	5,090
25	402,615	6.9	1,387,103	38,000	91.8	954,000	1.8	0	-	-	-	128,026	-	-	5,090
26	402,687	7.2	1,387,479	37,600	87.0	991,600	1.7	1	8	885	7,080	128,069	430	86	5,520
27	402,761	7.4	1,387,884	40,500	91.2	1,032,100	1.8	0	-	-	-	128,069	-	-	5,520
28	402,820	5.9	1,388,196	31,200	88.1	1,063,300	1.8	0	-	-	-	128,069	-	-	5,520
29	402,899	7.9	1,388,595	39,900	84.2	1,103,200	1.7	1	8	885	7,080	128,111	420	84	5,940
30	402,966	6.7	1,388,968	37,300	92.8	1,140,500	1.8	0	-	-	-	128,111	-	-	5,940
31	403,043	7.7	1,389,370	40,200	87.0	1,180,700	1.7	1	8	885	7,080	128,153	420	84	6,360
Avg.		7.1	38,087	88.8		1.8	0	8		7,080		424	85		
Min.		5.4	28,800	83.6		1.7	0	8		7,080		410	82		
Max.	221.6	9.3	49,300	92.8	1,180,700	1.8	1	8		7,080	106,200	430	86	6,360	

Buckingham Park Water District
12 21 Water Plant Log revised 2.27.2020

Filter #2

Date	Read (Last Day Last Mo)	Filtering Hours & Flows						Backwash Frequencies & Flows				Surface Wash Flows					
		F2 Hour Meter		F2 Flow Meter		Daily Flow	GPM	Month to Date Flow	Daily Max. Filter Load Rate	No. of Backwashes/Day	Minutes Per Backwash	Peak Backwash Flow Rate	Backwash Volume	SW Flow Meter Read		Read Flow Rate GPM	Month to Date Flow
			Daily Hours											Daily Flow			
1	980,069	7.4	1,391,416	40,800	91.9	40,800	1.8	0	-	-	-	-	131,697	-	-	-	
2	980,214	7.1	1,391,789	37,300	87.6	78,100	1.7	1	8	825	6,600	131,735	380	76	380		
3	980,300	8.6	1,392,249	46,000	89.1	124,100	1.8	1	8	825	6,600	131,774	390	78	770		
4	980,363	6.3	1,392,592	34,300	90.7	158,400	1.8	0	-	-	-	131,774	-	-	770		
5	980,452	8.9	1,393,062	47,000	88.0	205,400	1.7	1	8	825	6,600	131,813	390	78	1,160		
6	980,529	7.7	1,393,490	42,800	92.6	248,200	1.8	0	-	-	-	131,813	-	-	1,160		
7	980,599	7.0	1,393,851	36,100	86.0	284,300	1.7	1	8	825	6,600	131,851	380	76	1,540		
8	980,692	9.3	1,394,343	49,200	88.2	333,500	1.8	1	8	825	6,600	131,891	400	80	1,940		
9	980,776	8.4	1,394,801	45,800	90.9	379,300	1.8	0	-	-	-	131,891	-	-	1,940		
10	980,853	7.7	1,395,205	40,400	87.4	419,700	1.7	1	8	825	6,600	131,929	380	76	2,320		
11	980,916	6.3	1,395,547	34,200	90.5	453,900	1.8	0	-	-	-	131,929	-	-	2,320		
12	980,986	7.0	1,395,932	38,500	91.7	492,400	1.8	1	8	825	6,600	131,968	390	78	2,710		
13	981,054	6.8	1,396,290	35,800	87.7	528,200	1.7	0	-	-	-	131,968	-	-	2,710		
14	981,126	7.2	1,396,670	38,000	88.0	566,200	1.7	1	8	825	6,600	132,007	390	78	3,100		
15	981,184	5.8	1,396,976	30,600	87.9	596,800	1.7	0	-	-	-	132,007	-	-	3,100		
16	981,247	6.3	1,397,318	34,200	90.5	631,000	1.8	0	-	-	-	132,007	-	-	3,100		
17	981,318	7.1	1,397,700	38,200	89.7	669,200	1.8	1	8	825	6,600	132,047	400	80	3,500		
18	981,379	6.1	1,398,028	32,800	89.6	702,000	1.8	0	-	-	-	132,047	-	-	3,500		
19	981,457	7.8	1,398,449	42,100	90	744,100	1.8	0	-	-	-	132,047	-	-	3,500		
20	981,537	8.0	1,398,876	42,700	89.0	786,800	1.8	1	8	825	6,600	132,086	390	78	3,890		
21	981,594	5.7	1,399,184	30,800	90.1	817,600	1.8	0	-	-	-	132,086	-	-	3,890		
22	981,666	7.2	1,399,563	37,900	87.7	855,500	1.7	1	8	825	6,600	132,125	390	78	4,280		
23	981,720	5.4	1,399,856	29,300	90.4	884,800	1.8	0	-	-	-	132,125	-	-	4,280		
24	981,790	7.0	1,400,228	37,200	88.6	922,000	1.8	0	-	-	-	132,125	-	-	4,280		
25	981,858	6.8	1,400,594	36,600	89.7	958,600	1.8	1	8	825	6,600	132,164	390	78	4,670		
26	981,931	7.3	1,400,986	39,200	89.5	997,800	1.8	0	-	-	-	132,164	-	-	4,670		
27	982,004	7.3	1,401,373	38,700	88.4	1,036,500	1.8	1	8	825	6,600	132,202	380	76	5,050		
28	982,063	5.9	1,401,693	32,000	90.4	1,068,500	1.8	0	-	-	-	132,202	-	-	5,050		
29	982,143	8.0	1,402,116	42,300	88.1	1,110,800	1.8	0	-	-	-	132,202	-	-	5,050		
30	982,210	6.7	1,402,470	35,400	88.1	1,146,200	1.8	1	8	825	6,600	132,242	400	80	5,450		
31	982,287	7.7	1,402,891	42,100	91.1	1,188,300	1.8	0	-	-	-	132,242	-	-	5,450		
Avg.		7.2		38,332	89.3		1.8	0	8		6,600		389	78			
Min.		5.4		29,300	86.0		1.7	0	8		6,600		380	76			
Max.	221.8	9.3		49,200	92.6	1,188,300	1.8	1	8		6,600	92,400	400	80	5,450		

Buckingham Park Water District
12 21 Water Plant Log revised 2.27.2020

Combined

Date	Read (Last Day Last Mo)	Backwash Flow			Filter Effluent Flow		
		BW Flow Meter Read	BW Basin Flow Rate (Metered GPM)	Daily Flow	Month to Date Flow	Combined Filter Effluent GPM*	Daily Combined Filter Effluent Flow
	729,228						
1	729,285		5,700	5,700	182	80,100	80,100
2	729,342		5,700	11,400	177	76,100	156,200
3	729,455		11,300	22,700	176	91,600	247,800
4	729,455		-	22,700	182	68,900	316,700
5	729,568		11,300	34,000	177	94,000	410,700
6	729,625		5,700	39,700	183	84,000	494,700
7	729,682		5,700	45,400	174	73,700	568,400
8	729,795		11,300	56,700	177	98,500	666,900
9	729,852		5,700	62,400	180	90,000	756,900
10	729,909		5,700	68,100	177	82,000	838,900
11	729,967		5,800	73,900	178	66,700	905,600
12	730,023		5,600	79,500	182	78,500	984,100
13	730,079		5,600	85,100	176	69,500	1,053,600
14	730,136		5,700	90,800	177	77,700	1,131,300
15	730,136		-	90,800	177	61,000	1,192,300
16	730,192		5,600	96,400	179	67,000	1,259,300
17	730,248		5,600	102,000	181	77,800	1,337,100
18	730,305		5,700	107,700	173	62,900	1,400,000
19	730,305		-	107,700	180	84,400	1,484,400
20	730,361		5,600	113,300	176	85,100	1,569,500
21	730,417		5,600	118,900	177	60,000	1,629,500
22	730,474		5,700	124,600	178	77,600	1,707,100
23	730,474		-	124,600	179	58,100	1,765,200
24	730,530		5,600	130,200	175	72,800	1,838,000
25	730,587		5,700	135,900	182	74,600	1,912,600
26	730,643		5,600	141,500	177	76,800	1,989,400
27	730,700		5,700	147,200	180	79,200	2,068,600
28	730,700		-	147,200	179	63,200	2,131,800
29	730,756		5,600	152,800	172	82,200	2,214,000
30	730,812		5,600	158,400	181	72,700	2,286,700
31	730,870		5,800	164,200	178	82,300	2,369,000
Avg.	####		6,315			76,419	
Min.			0	5,600		58,100	
Max.			0	11,300	164,200	98,500	2,369,000

Buckingham Park Water District
12 21 Water Plant Log revised 2.27.2020

Date	Gross Plant Production Flow					Sodium Hypo-chlorite & H ₂ O Flow			(Meter Installed) Clarifier Knock Down & H ₂ O Flow			(Metered) Hydrant Flushing H ₂ O Flow		(Metered) Filter Surface Wash Flow		(Meter Installed) DB Spicket		Net Plant Production Flow			
	Read	Production Gallons	Million Gallons	Daily Calculated Flow Rate (gpm)	Production Gallons M-T-D	Read	Chem. Makeup Water Daily Flow	Chem. Makeup Water MTD Flow	Read	Clarifier Sprinkler Flow	Month to Date Clarifier	Average Daily Hydrant Flushing Flow	Month to Date Hydrant Flushing Flow	Daily Filter Surface Wash Flow	Month to Date Filter Surface Wash Flow	Read	DB Spicket Flow	Month to Date DB Spicket	Daily Flow Less Treatment Consumption	Million Gallons	MTD Flow Less Treatment Consumption
	Last Day Last Mo																				
1	4,875,050					27,511			370,188							57,021					
2	4,875,683	63,300	0.063	206.9	63,300	27,512	7	7	370,479	2,177	2,177	-	-	420	420	57,021	0	-	60,696	0.061	60,696
3	4,876,320	63,700	0.064	204.2	127,000	27,512	0	7	370,765	2,139	4,316	-	-	380	800	57,021	0	-	61,181	0.061	121,877
4	4,877,093	77,300	0.077	207.8	204,300	27,512	0	7	371,057	2,184	6,500	-	-	820	1,620	57,021	0	-	74,296	0.074	196,172
5	4,877,646	55,300	0.055	209.5	259,600	27,512	0	7	371,345	2,154	8,654	-	-	0	1,620	57,021	0	-	53,146	0.053	249,318
6	4,878,405	75,900	0.076	207.4	335,500	27,512	0	7	371,632	2,147	10,801	-	-	820	2,440	57,021	0	-	72,933	0.073	322,251
7	4,879,130	72,500	0.073	208.3	408,000	27,512	0	7	371,912	2,094	12,896	-	-	420	2,860	57,021	0	-	69,986	0.070	392,237
8	4,879,716	58,600	0.059	203.5	466,600	0	-	-	372,201	2,162	15,057	7,106	7,106	380	3,240	57,021	0	-	48,952	0.049	441,189
9	4,880,514	79,800	0.080	204.6	546,400	1	7	14	372,491	2,169	17,226	15,184	22,290	820	4,060	57,021	0	-	61,619	0.062	502,808
10	4,881,269	75,500	0.076	206.3	621,900	2	7	22	372,799	2,304	19,530	-	22,290	420	4,480	57,021	0	-	72,769	0.073	575,577
11	4,881,951	68,200	0.068	206.7	690,100	2	0	22	373,071	2,035	21,565	-	22,290	380	4,860	57,021	0	-	65,785	0.066	641,362
12	4,882,498	54,700	0.055	202.6	744,800	2	0	22	373,358	2,147	23,712	-	22,290	410	5,270	57,021	0	-	52,143	0.052	693,506
13	4,883,149	65,100	0.065	204.7	809,900	15	97	119	373,638	2,094	25,806	-	22,290	390	5,660	57,021	0	-	62,518	0.063	756,024
14	4,883,752	60,300	0.060	209.4	870,200	16	7	127	373,923	2,132	27,938	-	22,290	420	6,080	57,021	0	-	57,741	0.058	813,765
15	4,884,368	61,600	0.062	201.3	931,800	16	0	127	374,212	2,162	30,100	-	22,290	390	6,470	57,021	0	-	59,048	0.059	872,813
16	4,884,921	55,300	0.055	204.8	987,100	21	37	164	374,492	2,094	32,194	-	22,290	0	6,470	57,021	0	-	53,168	0.053	925,981
17	4,885,476	55,500	0.056	201.1	1,042,600	21	0	164	374,781	2,162	34,356	-	22,290	430	6,900	57,021	0	-	52,908	0.053	978,889
18	4,886,090	61,400	0.061	213.2	1,104,000	21	0	164	375,057	2,064	36,420	-	22,290	400	7,300	57,021	0	-	58,936	0.059	1,037,825
19	4,886,609	51,900	0.052	196.6	1,155,900	22	7	172	375,337	2,094	38,515	-	22,290	430	7,730	57,021	0	-	49,368	0.049	1,087,193
20	4,887,336	72,700	0.073	212.6	1,228,600	23	7	179	375,616	2,087	40,601	-	22,290	0	7,730	57,021	0	-	70,606	0.071	1,157,799
21	4,888,046	71,000	0.071	204.0	1,299,600	23	0	179	375,893	2,072	42,673	-	22,290	390	8,120	57,021	0	-	68,538	0.069	1,226,337
22	4,888,534	48,800	0.049	203.3	1,348,400	26	22	201	376,178	2,132	44,805	-	22,290	430	8,550	57,021	0	-	46,216	0.046	1,272,552
23	4,889,171	63,700	0.064	208.2	1,412,100	26	0	201	376,460	2,109	46,915	-	22,290	390	8,940	57,021	0	-	61,201	0.061	1,333,753
24	4,889,669	49,800	0.050	202.4	1,461,900	26	0	201	376,740	2,094	49,009	-	22,290	0	8,940	57,021	0	-	47,706	0.048	1,381,459
25	4,890,303	63,400	0.063	199.4	1,525,300	26	0	201	377,022	2,109	51,118	-	22,290	430	9,370	57,021	0	-	60,861	0.061	1,442,319
26	4,890,883	58,000	0.058	205.7	1,583,300	26	0	201	377,298	2,064	53,183	-	22,290	390	9,760	57,021	0	-	55,546	0.056	1,497,865
27	4,891,512	62,900	0.063	205.6	1,646,200	26	0	201	377,579	2,102	55,285	-	22,290	430	10,190	57,021	0	-	60,368	0.060	1,558,233
28	4,892,167	65,500	0.066	202.2	1,711,700	27	7	209	377,852	2,042	57,327	-	22,290	380	10,570	57,021	0	-	63,070	0.063	1,621,303
29	4,892,715	54,800	0.055	207.6	1,766,500	29	15	224	378,132	2,094	59,421	-	22,290	0	10,570	57,021	0	-	52,691	0.053	1,673,994
30	4,893,453	73,800	0.074	208.5	1,840,300	43	105	329	378,405	2,042	61,463	-	22,290	420	10,990	57,024	22	22	71,211	0.071	1,745,205
31	4,894,038	58,500	0.059	216.7	1,898,800	43	0	329	378,682	2,072	63,535	-	22,290	400	11,390	57,024	0	22	56,028	0.056	1,801,233
31	4,894,748	71,000	0.071	211.3	1,969,800	44	7	336	378,962	2,094	65,630	-	22,290	420	11,810	57,024	0	22	68,478	0.068	1,869,711
Avg.		63,542	0.064	206.0			11			2,117		11,145		381			1		60,313		
Min.		48,800	0.049	196.6			0			2,035		7,106		0			0		46,216		
Max.		79,800	0.080	216.7	1,969,800		105	337		2,304	65,630	15,184	22,290	820	11,810		22	22	74,296		1,869,711

Buckingham Park Water District

12 21 Water Plant Log revised 2.27.2020

Date <small>Last Day Last Mo</small>	Zone 1 (High Service Pumps @ Treatment Plant)						Zone 2 (Located at Zone 1 Booster Pump Station)											Zone 3 (Located at Zone 1 Booster Pump Station)											PSI Pres. In psi				
	Hours & Flow Rate						Hours						Flow					Hours						Flow									
	Pump 1 Read	Daily Hours		Pump 2 Read	Daily Hours		Daily Calculated Flow (gpm)	Pump 1 Read	Daily Hours		Pump 2 Read	Daily Hours		Fire Pump Read	Daily Hours		Flow Meter Read	Daily Calculated Flow (gpm)	Daily Flow			Pump 1 Read	Daily Hours		Pump 2 Read	Daily Hours		Flow Meter Read		Daily Calculated Flow	Daily Flow		
	46,974	Daily	M-T-D	147,651	Daily	M-T-D		4,237.7	Daily	M-T-D	5,838.7	Daily	M-T-D	2,756.3	Daily	M-T-D	153,365		Daily	Flow	M-T-D	6,620.4	Daily	M-T-D	2,402.3	Daily	M-T-D	790,730			Daily	Flow	M-T-D
1	47,003	2.9	2.9	147,673	2.2	2.2	206.9	4,238.5	0.8	0.8	5,838.7	-	-	2,756.3	-	-	153,448	172.9	8,300	8,300	6,620.5	0.1	0.1	2,402.4	0.1	0.1	790,754	200	2,400	2,400	63		
2	47,038	3.5	6.4	147,690	1.7	3.9	204.2	4,238.5	-	0.8	5,838.7	-	0.0	2,756.3	-	0.0	153,448	-	-	8,300	6,620.7	0.2	0.3	2,402.6	0.2	0.3	790,784	125	3,000	5,400	61		
3	47,070	3.2	9.6	147,720	3.0	6.9	207.8	4,238.5	-	0.8	5,839.6	0.9	0.9	2,756.3	-	0.0	153,531	153.7	8,300	16,600	6,620.9	0.2	0.5	2,402.8	0.2	0.5	790,813	121	2,900	8,300	69		
4	47,092	2.2	11.8	147,742	2.2	9.1	209.5	4,238.5	-	0.8	5,839.6	-	0.9	2,756.3	-	0.0	153,531	-	-	16,600	6,621.0	0.1	0.6	2,402.9	0.1	0.6	790,835	183	2,200	10,500	72		
5	47,122	3.0	14.8	147,773	3.1	12.2	207.4	4,239.9	1.4	2.2	5,839.6	-	0.9	2,756.3	-	0.0	153,614	98.8	8,300	24,900	6,621.1	0.1	0.7	2,403.1	0.2	0.8	790,858	128	2,300	12,800	60		
6	47,152	3.0	17.8	147,801	2.8	15.0	208.3	4,239.3	-	2.2	5,840.2	0.6	1.5	2,756.3	-	0.0	153,672	161.1	5,800	30,700	6,621.3	0.2	0.9	2,403.2	0.1	0.9	790,887	161	2,900	15,700	63		
7	47,175	2.3	20.1	147,826	2.5	17.5	203.5	4,239.3	-	2.2	5,840.2	-	1.5	2,756.3	-	0.0	153,672	-	-	30,700	6,621.4	0.1	1.0	2,403.3	0.1	1.0	790,905	150	1,800	17,500	74		
8	47,209	3.4	23.5	147,857	3.1	20.6	204.6	4,239.7	0.4	2.6	5,840.2	-	1.5	2,756.3	-	0.0	153,713	170.8	4,100	34,800	6,621.5	0.1	1.1	2,403.4	0.1	1.1	790,924	158	1,900	19,400	73		
9	47,244	3.5	27.0	147,883	2.6	23.2	206.3	4,239.7	-	2.6	5,840.2	-	1.5	2,756.3	-	0.0	153,713	-	-	34,800	6,621.7	0.2	1.3	2,403.6	0.2	1.3	790,945	88	2,100	21,500	77		
10	47,267	2.3	29.3	147,915	3.2	26.4	206.7	4,239.7	-	2.6	5,840.9	0.7	2.2	2,756.3	-	0.0	153,788	178.6	7,500	42,300	6,621.8	0.1	1.4	2,403.7	0.1	1.4	790,966	175	2,100	23,600	72		
11	47,290	2.3	31.6	147,937	2.2	28.6	202.6	4,239.7	-	2.6	5,840.9	-	2.2	2,756.3	-	0.0	153,788	-	-	42,300	6,621.9	0.1	1.5	2,403.8	0.1	1.5	790,987	175	2,100	25,700	70		
12	47,319	2.9	34.5	147,961	2.4	31.0	204.7	4,240.5	0.8	3.4	5,840.9	-	2.2	2,756.3	-	0.0	153,872	175.0	8,400	50,700	6,622.0	0.1	1.6	2,403.9	0.1	1.6	791,002	125	1,500	27,200	76		
13	47,339	2.0	36.5	147,989	2.8	33.8	209.4	4,240.5	-	3.4	5,840.9	-	2.2	2,756.3	-	0.0	153,872	-	-	50,700	6,622.1	0.1	1.7	2,404.0	0.1	1.7	791,023	175	2,100	29,300	78		
14	47,367	2.8	39.3	148,012	2.3	36.1	201.3	4,240.5	-	3.4	5,841.7	0.8	3.0	2,756.3	-	0.0	153,954	170.8	8,200	58,900	6,622.2	0.1	1.8	2,404.1	0.1	1.8	791,041	150	1,800	31,100	72		
15	47,391	2.4	41.7	148,033	2.1	38.2	204.8	4,240.5	-	3.4	5,841.7	-	3.0	2,756.3	-	0.0	153,954	-	-	58,900	6,622.3	0.1	1.9	2,404.2	0.1	1.9	791,059	150	1,800	32,900	69		
16	47,415	2.4	44.1	148,055	2.2	40.4	201.1	4,241.4	0.9	4.3	5,841.7	-	3.0	2,756.3	-	0.0	154,038	155.6	8,400	67,300	6,622.4	0.1	2.0	2,404.3	0.1	2.0	791,073	117	1,400	34,300	62		
17	47,439	2.4	46.5	148,079	2.4	42.8	213.2	4,241.4	-	4.3	5,841.7	-	3.0	2,756.3	-	0.0	154,038	-	-	67,300	6,622.5	0.1	2.1	2,404.4	0.1	2.1	791,092	158	1,900	36,200	77		
18	47,461	2.2	48.7	148,101	2.2	45.0	196.6	4,241.4	-	4.3	5,841.7	-	3.0	2,756.3	-	0.0	154,038	-	-	67,300	6,622.6	0.1	2.2	2,404.5	0.1	2.2	791,110	150	1,800	38,000	69		
19	47,491	3.0	51.7	148,128	2.7	47.7	212.6	4,241.4	-	4.3	5,842.6	0.9	3.9	2,756.3	-	0.0	154,122	155.6	8,400	75,700	6,622.7	0.1	2.3	2,404.6	0.1	2.3	791,132	183	2,200	40,200	61		
20	47,521	3.0	54.7	148,156	2.8	50.5	204.0	4,241.4	-	4.3	5,842.6	-	3.9	2,756.7	0.4	0.4	154,171	204.2	4,900	80,600	6,622.9	0.2	2.5	2,404.8	0.2	2.5	791,155	96	2,300	42,500	77		
21	47,543	2.2	56.9	148,174	1.8	52.3	203.3	4,241.4	-	4.3	5,842.6	-	3.9	2,756.7	-	0.4	154,171	-	-	80,600	6,623.0	0.1	2.6	2,404.9	0.1	2.6	791,174	158	1,900	44,400	75		
22	47,564	2.1	59.0	148,204	3.0	55.3	208.2	4,242.2	0.8	5.1	5,842.6	-	3.9	2,756.7	-	0.4	154,254	172.9	8,300	88,900	6,623.1	0.1	2.7	2,405.0	0.1	2.7	791,192	150	1,800	46,200	69		
23	47,584	2.0	61.0	148,225	2.1	57.4	202.4	4,242.2	-	5.1	5,842.6	-	3.9	2,756.7	-	0.4	154,254	-	-	88,900	6,623.2	0.1	2.8	2,405.1	0.1	2.8	791,213	175	2,100	48,300	65		
24	47,614	3.0	64.0	148,248	2.3	59.7	199.4	4,242.2	-	5.1	5,843.3	0.7	4.6	2,756.7	-	0.4	154,337	197.6	8,300	97,200	6,623.3	0.1	2.9	2,405.2	0.1	2.9	791,235	183	2,200	50,500	73		
25	47,636	2.2	66.2	148,273	2.5	62.2	205.7	4,242.2	-	5.1	5,843.3	-	4.6	2,756.7	-	0.4	154,337	-	-	97,200	6,623.4	0.1	3.0	2,405.4	0.2	3.1	791,255	111	2,000	52,500	73		
26	47,659	2.3	68.5	148,301	2.8	65.0	205.6	4,242.9	0.7	5.8	5,843.4	0.1	4.7	2,756.7	-	0.4	154,417	166.7	8,000	105,200	6,623.6	0.2	3.2	2,405.5	0.1	3.2	791,272	94	1,700	54,200	72		
27	47,690	3.1	71.6	148,324	2.3	67.3	202.2	4,242.9	-	5.8	5,843.4	-	4.7	2,756.7	-	0.4	154,417	-	-	105,200	6,623.6	0.0	3.2	2,405.6	0.1	3.3	791,287	250	1,500	55,700	69		
28	47,712	2.2	73.8	148,346	2.2	69.5	207.6	4,242.9	-	5.8	5,843.4	-	4.7	2,756.7	-	0.4	154,417	-	-	105,200	6,623.7	0.1	3.3	2,405.6	0.0	3.3	791,303	267	1,600	57,300	69		
29	47,741	2.9	76.7	148,376	3.0	72.5	208.5	4,242.9	-	5.8	5,844.3	0.9	5.6	2,756.7	-	0.4	154,501	155.6	8,400	113,600	6,623.9	0.2	3.5	2,405.8	0.2	3.5	791,323	83	2,000	59,300	61		
30	47,764	2.3	79.0	148,398	2.2	74.7	216.7	4,243.6	0.7	6.5	5,844.3	-	5.6	2,756.7	-	0.4	154,566	154.8	6,500	120,100	6,624.0	0.1	3.6	2,405.9	0.1	3.6	791,346	192	2,300	61,600	74		
31	47,787	2.3	81.3	148,431	3.3	78.0	211.3	4,243.6	-	6.5	5,844.3	-	5.6	2,756.7	-	0.4	154,566	-	-	120,100	6,624.0	0.0	3.6	2,406.0	0.1	3.7	791,366	333	2,000	63,600	71		
Avg.		2.6			2.5		206.0		0.8		0.7			0.4			165.3	7.506			0.1			0.1			160	2,052		70			
Min		2.0			1.7		196.6		0.4		0.1			0.4			98.8	4.100			0.0			0.0			83	1,400		60			
Max		3.5	81.3		3.3	78.0	216.7		1.4	6.5	0.9	5.6		0.4	0.4		204.2	8.400	120.100		0.2	3.6		0.2	3.7	333	3,000	63,600	78				

Buckingham Park Water District
12 21 Water Plant Log revised 2.27.2020

Bulk Inventory

Sodium Hypochlorite-Pre/Secondary Disinfection

Sodium Hypochlorite-Post/Primary Disinfection

Date	Bulk CL (total gals on hand)		Daily Total Gals. Used		Total Gals Used MTD		Pre-Clarif. Res. a.m.	Pre-Disinfection Res. a.m.	Pre-Disinfection Res. p.m.	Total Gals Used Daily	Total Gals Used MTD	Pump Setting (speed & stroke)	Wkly Using Calibration Cylinder Calculate Chem. Flow Rate ml/min	gal. per hr.	Dosage mg/L	Pre CL17 Res. a.m.	Pre CL17 Res. p.m.	Post CL17 Res. a.m.	Post CL17 Res. p.m.	Daily Total Gals. Used	Total Gals Used MTD	Pump Setting (speed & stroke)	Wkly Using Calibration Cylinder Calculate Chem. Flow Rate ml/min	gal. per hr.	Dosage mg/L	Zone 1 3378 West-lake Ct. CL ₂ Res.	Zone 1 8405 Palace Dr. CL ₂ Res.	Zone 2 200K Gal. Tank CL ₂ Res.	Added Disinfectant (t=tab & g=gal) Y or N	Amount Added	Zone 3 100K Gal. Tank CL ₂ Res.	Added Disinfectant (t=tab & g=gal) Y or N	Amount Added	
	318																																	
1		314.5	3.5	3.5			0.43	0.19	0.03	1.5	1.5	10 50	15.0	0.24	2.57	3.28	3.48	1.38	1.34	2.0	2.0	3.25	18.0	0.28	3.00	1.28	1.29	0.75			1.30			
2		311.4	3.1	6.6			0.43	0.07	0.08	1.2	2.7	10 50	15.0	0.24	2.57	3.69	3.18	1.43	1.44	1.9	1.9	3.25	18.0	0.28	3.00	1.18	1.19	0.71			1.28			
3		307.8	3.6	10.2			0.30	0.07	0.06	1.5	4.2	10 50	15.0	0.24	2.63	3.20	3.16	1.49	1.46	2.1	4.0	3.25	18.0	0.28	3.07	1.17	1.27	0.71			1.22			
4	306	304.7	3.1	13.3			0.36	0.08	0.06	1.3	5.5	10 50	13.0	0.20	2.12	3.21	3.27	1.48	1.52	1.8	5.8	3.25	19.0	0.30	3.18	1.33	1.29	0.65			0.96			
5		300.5	4.2	17.5			0.51	0.04	0.03	1.7	7.2	10 50	13.0	0.20	2.15	2.87	3.28	1.56	1.55	2.5	8.3	3.25	19.0	0.30	3.22	1.30	1.18	0.66			1.14			
6		296.8	3.7	21.2			0.28	0.04	0.05	1.5	8.7	10 50	13.0	0.20	2.10	3.19	2.66	1.56	1.60	2.2	10.5	3.25	19.0	0.30	3.15	1.40	1.29	0.59			1.20			
7		291.8	5.0	26.2			0.83	0.05	0.07	1.2	9.9	10 50	13.0	0.20	2.23	3.05	3.38	1.52	1.56	1.8	12.3	3.25	19.0	0.30	3.34	1.48	1.33	0.59	Y	2	1.29			
8		287.8	4.0	30.2			0.36	0.05	0.06	1.5	11.4	10 50	13.0	0.20	2.15	3.07	3.25	1.51	1.58	2.5	14.8	3.25	19.0	0.30	3.22	1.39	1.26	1.37			1.34			
9		284.0	3.8	34.0			0.37	0.03	0.09	1.5	12.9	10 50	13.0	0.20	2.16	3.37	3.51	1.57	1.57	2.3	17.1	3.25	19.0	0.30	3.24	1.53	1.37	1.96			1.25			
10		280.4	3.6	37.6			0.63	0.08	0.06	1.5	14.4	10 50	13.0	0.20	2.13	3.36	3.45	1.55	1.53	2.1	19.2	3.25	19.0	0.30	3.19	1.41	1.28	1.65			1.29			
11	276	277.2	3.2	40.8			0.81	0.03	0.05	1.4	15.8	10 50	16.0	0.25	2.73	3.07	3.08	1.55	1.56	1.8	21.0	3.25	19.0	0.30	3.27	1.43	1.39	1.63			1.26			
12		273.5	3.7	44.5			0.33	0.02	0.05	1.7	17.5	10 50	16.0	0.25	2.72	4.04	3.25	1.57	1.57	2.0	23.0	3.25	19.0	0.30	3.26	1.34	1.24	1.50			1.25			
13		270.0	3.5	48.0			0.58	0.04	0.05	1.5	19.0	10 50	16.0	0.25	2.65	3.21	3.34	1.52	1.57	2.0	25.0	3.25	19.0	0.30	3.18	1.47	1.35	1.60			1.34			
14		266.6	3.4	51.4			0.51	0.10	0.05	1.5	20.5	10 50	16.0	0.25	2.73	3.14	3.02	1.59	1.60	1.9	26.9	3.25	19.0	0.30	3.27	1.56	1.43	1.52			1.35			
15		263.5	3.1	54.5			0.42	0.08	0.05	1.4	21.9	10 50	16.0	0.25	2.84	3.35	3.23	1.55	1.58	1.7	28.6	3.25	19.0	0.30	3.41	1.44	1.34	1.55			1.35			
16		260.6	2.9	57.4			0.62	0.05	0.07	1.3	23.2	10 50	16.0	0.25	2.67	3.57	3.45	1.54	1.52	1.6	30.2	3.25	19.0	0.30	3.20	1.32	1.32	1.47			1.36			
17		257.1	3.5	60.9			0.38	0.04	0.07	1.5	24.7	10 50	16.0	0.25	2.63	3.18	3.19	1.57	1.56	2.0	32.2	3.25	19.0	0.30	3.16	1.44	1.36	1.45			1.31			
18	254	254.1	3.0	63.9			0.30	0.06	0.10	1.3	26.0	10 50	15.0	0.24	2.62	3.28	3.26	1.58	1.60	1.7	33.9	3.25	19.0	0.30	3.28	1.51	1.44	1.45			1.35			
19		250.3	3.8	67.7			0.48	0.07	0.04	1.7	27.7	10 50	15.0	0.24	2.61	3.28	2.52	1.59	1.63	2.1	36.0	3.25	19.0	0.30	3.27	1.47	1.29	1.38			1.37			
20		246.6	3.7	71.4			0.22	0.06	0.03	1.6	29.3	10 50	15.0	0.24	2.63	3.39	2.56	1.58	1.63	2.1	38.1	3.25	19.0	0.30	3.29	1.47	1.33	1.32			1.28			
21		244.0	2.6	74.0			0.37	0.05	0.07	1.1	30.4	10 50	15.0	0.24	2.64	3.08	3.09	1.56	1.56	1.5	39.6	3.25	19.0	0.30	3.30	1.47	1.36	1.38			1.42			
22		240.4	3.6	77.6			0.38	0.05	0.08	1.6	32.0	10 50	15.0	0.24	2.57	3.09	3.39	1.60	1.57	2.0	41.6	3.25	19.0	0.30	3.21	1.54	1.33	1.35			1.34			
23		237.8	2.6	80.2			0.66	0.05	0.07	1.1	33.1	10 50	15.0	0.24	2.56	2.99	3.33	1.53	1.52	1.5	43.1	3.25	19.0	0.30	3.20	1.37	1.37	1.36			1.27			
24	232	234.3	3.5	83.7			0.41	0.07	0.07	1.6	34.7	10 50	15.0	0.24	2.67	3.15	3.07	1.52	1.55	1.9	45.0	3.25	19.0	0.30	3.34	1.38	1.34	1.28			1.49			
25		231.0	3.3	87.0			0.38	0.05	0.07	1.5	36.2	10 50	15.0	0.24	2.56	3.02	3.09	1.54	1.52	1.8	46.8	3.25	19.0	0.30	3.20	1.25	1.39	1.28			1.45			
26		227.3	3.7	90.7			0.35	0.03	0.07	1.7	37.9	10 50	15.0	0.24	2.58	2.91	3.17	1.56	1.58	2.0	48.8	3.25	19.0	0.30	3.22	1.44	1.27	1.04			1.04			
27		223.7	3.6	94.3			0.36	0.04	0.04	1.6	39.5	10 50	15.0	0.24	2.58	3.01	3.25	1.59	1.59	2.0	50.8	3.25	19.0	0.30	3.23	1.44	1.40	1.08			1.23			
28		220.7	3.0	97.3			0.24	0.06	0.08	1.3	40.8	10 50	15.0	0.24	2.65	3.12	3.09	1.56	1.62	1.7	52.5	3.25	19.0	0.30	3.31	1.31	1.38	1.26			1.35			
29		216.8	3.9	101.2			0.25	0.13	0.11	1.7	42.5	10 50	15.0	0.24	2.62	2.75	2.70	1.52	1.50	2.2	54.7	3.25	19.0	0.30	3.28	1.43	1.31	1.21			1.41			
30		213.5	3.3	104.5			0.36	0.11	0.10	1.5	44.0	10 50	15.0	0.24	2.52	3.13	3.02	1.51	1.51	1.8	56.5	3.25	19.0	0.30	3.16	1.41	1.26	1.21			1.14			
31	208	210.0	3.5	108.0			0.29	0.07	0.06	1.5	45.5	10 50	15.0	0.24	2.56	3.11	3.06	1.54	1.53	2.0	58.5	3.25	19.0	0.30	3.20	1.25	1.31	1.21			1.38			
Avg.			3.48				0.43	0.06	0.06	1.47			14.8	0.23	2.52	3.20	3.15	1.54	1.55	1.95			18.9	0.30	3.22	1.39	1.32	1.23			2.0	1.29	####	
Min.	208		2.60				0.22	0.02	0.03	1.10			13.0	0.20	2.10	2.75	2.52	1.38	1.34	1.50			18.0	0.28	3.00	1.17	1.18	0.59			2.00	0.96	0.00	
Max.			5.00	108.00			0.83	0.19	0.11	1.70	45.50		16.0	0.25	2.84	4.04	3.51	1.60	1.63	2.50	60.50			19.0	0.30	3.41	1.56	1.44	1.96			2.00	1.49	0.00

Buckingham Park Water District
12 21 Water Plant Log revised 2.27.2020

Nethelometric Turbidity Units

CT Criteria

Coagulant Usage

Coagulant Aid Usage

Date	Raw NTU		Settled NTU		Combined Filter Effluent NTU		Recycle Basin Effluent NTU (Peak) p.m.	Post-Clearwell Water Temp. a.m.	Raw Water pH a.m.	Finished Water pH a.m.	Raw Water Manganese mg/L	Finished Water Manganese mg/L	Raw Water Ammonia mg/L	Clearwell Low Level 9:00 am-9:00 a.m.	9800 Coag. On Hand (gallons)	Daily Total Gals. Used	Total Gals. Used MTD	Pump Setting (speed & stroke)	Flow Rate (Wkly Using Calib. Cyl. Determine Chem. Flow Rate) ml/mi	gal. per hr.	Dosage mg/L	9890 Coag. Aid On Hand (gallons)	Daily Total Gals. Used	Total Gals. Used MTD	Pump Setting (speed & stroke)	Pump Flow Rate (Wkly Using Calib. Cyl. Determine Chem. Flow Rate) ml/min	gal. per hr.	Dosage mg/L	
	a.m.	p.m.	a.m.	p.m.	a.m.	p.m.																							361.0
1	5.30	4.80	0.46	0.52	0.02	0.04	1.36	12	7.8	7.6	0.14	0.04	0.17	33.9	358.2	2.85	2.9	40 80	24.0	0.38	42.29	49.7	0.30	0.3	10 25	3.0	0.04	4.45	
2	5.20	5.40	0.66	0.54	0.02	0.02	1.17	11	8.1	7.6				33.8	355.5	2.70	5.5	40 80	24.0	0.38	42.36	49.4	0.28	0.6	10 25	3.0	0.04	4.46	
3	4.10	4.20	0.50	0.22	0.01	0.01	1.14	11	7.9	7.6				33.2	352.1	3.31	8.9	40 80	24.0	0.38	43.37	49.1	0.35	0.9	10 25	3.0	0.04	4.57	
4	4.50	4.40	0.35	0.51	0.02	0.02	1.06	11	7.9	7.6	0.20	0.03	0.18	33.9	350	349.7	2.43	11.3	40 80	24.0	0.38	41.93	48.5	0.26	1.2	10 50	3.0	0.04	4.41
5	3.10	3.70	0.27	0.36	0.03	0.02	0.96	11	7.9	7.6				33.4	346.3	3.38	14.7	40 80	24.0	0.38	42.48	48.5	0.36	1.5	10 50	3.0	0.04	4.47	
6	3.40	3.20	0.39	0.29	0.03	0.02	0.80	12	8.0	7.5				33.9	343.4	2.93	17.6	40 80	24.0	0.38	41.48	48.1	0.31	1.9	10 50	3.0	0.04	4.37	
7	3.80	3.80	0.56	0.46	0.02	0.02	0.86	11	7.8	7.6				34.0	340.7	2.70	20.3	40 80	24.0	0.38	44.06	47.9	0.28	2.1	10 50	3.0	0.04	4.64	
8	3.60	4.10	0.26	0.32	0.02	0.02	1.04	12	7.9	7.6				33.7	337.1	3.57	23.9	40 80	24.0	0.38	42.41	47.5	0.38	2.5	10 50	3.0	0.04	4.46	
9	4.20	3.70	0.40	0.33	0.02	0.02	0.95	11	8.0	7.5				33.2	333.9	3.19	27.1	40 80	24.0	0.38	42.65	-	-	-	-	-	-	-	
10	3.40	3.20	0.57	0.33	0.01	0.02	0.86	10	8.1	7.6				34.1	331.1	2.89	29.9	40 80	24.0	0.38	42.00	-	-	-	-	-	-	-	
11	4.50	3.90	0.34	0.43	0.02	0.01	0.76	9	7.9	7.6	0.11	0.06	0.15	34.2	320	328.6	2.43	32.4	40 80	24.0	0.38	43.13	47	-	-	-	-	-	-
12	3.80	3.90	0.26	0.46	0.01	0.01	0.79	9	8.0	7.6				33.2	325.8	2.81	35.2	40 80	24.0	0.38	42.96	-	-	-	-	-	-	-	
13	3.10	2.90	0.36	0.46	0.01	0.01	0.68	10	8.0	7.6				34.0	323.3	2.47	37.7	40 80	24.0	0.38	41.86	-	-	-	-	-	-	-	
14	3.80	5.30	0.32	0.35	0.01	0.01	0.68	9	8.0	7.6				34.0	320.6	2.77	40.4	40 80	24.0	0.38	43.14	-	-	-	-	-	-	-	
15	6.10	5.70	0.64	0.24	0.01	0.02	0.67	8	8.0	7.7				33.0	318.4	2.20	42.6	40 80	24.0	0.38	44.91	-	-	-	-	-	-	-	
16	6.50	5.60	0.38	0.43	0.01	0.01	0.71	8	8.1	7.8				33.5	316.0	2.39	45.0	40 80	24.0	0.38	42.17	-	-	-	-	-	-	-	
17	5.40	5.70	0.30	0.34	0.01	0.01	0.75	8	8.0	7.7				33.0	313.2	2.74	47.8	40 80	24.0	0.38	41.65	-	-	-	-	-	-	-	
18	5.40	7.10	0.57	0.25	0.01	0.01	0.78	8	8.0	7.7	0.11	0.06	0.15	33.5	298	311.0	2.28	50.0	40 80	24.0	0.38	43.21	47	-	-	-	-	-	-
19	4.00	4.40	0.28	0.25	0.01	0.01	0.65	7	8.1	7.7				33.5	308.0	3.00	53.0	40 80	24.0	0.38	43.03	-	-	-	-	-	-	-	
20	4.50	4.00	0.56	0.27	0.01	0.01	0.80	8	7.9	7.7				33.2	304.9	3.08	56.1	40 80	24.0	0.38	43.31	-	-	-	-	-	-	-	
21	4.60	5.10	0.32	0.23	0.01	0.01	0.76	7	7.9	7.7				33.2	302.7	2.20	58.3	40 80	24.0	0.38	43.41	-	-	-	-	-	-	-	
22	4.40	4.80	0.23	0.22	0.01	0.01	0.75	7	8.0	7.7				34.2	299.9	2.77	61.1	40 80	24.0	0.38	42.33	-	-	-	-	-	-	-	
23	4.70	5.60	0.23	0.26	0.01	0.01	0.71	8	8.0	7.7				34.0	297.9	2.01	63.1	40 80	24.0	0.38	42.16	-	-	-	-	-	-	-	
24	5.10	4.70	0.34	0.34	0.01	0.01	0.69	8	8.1	7.7	0.09	0.05	0.16	33.2	278	295.2	2.66	65.8	40 80	24.0	0.38	43.99	47	-	-	-	-	-	-
25	5.30	4.90	0.28	0.28	0.01	0.01	0.74	8	8.1	7.7				33.2	292.6	2.66	68.4	40 80	24.0	0.38	42.12	-	-	-	-	-	-	-	
26	4.40	6.70	0.39	0.14	0.02	0.01	0.83	7	8.1	7.7				33.4	289.8	2.74	71.2	40 80	24.0	0.38	42.44	-	-	-	-	-	-	-	
27	3.90	5.10	0.18	0.15	0.01	0.02	1.20	6	8.2	7.7				33.8	287.0	2.81	74.0	40 80	24.0	0.38	42.56	-	-	-	-	-	-	-	
28	4.90	4.10	0.16	0.14	0.02	0.02	0.53	6	8.2	7.7				34.2	284.7	2.28	76.3	40 80	24.0	0.38	43.59	-	-	-	-	-	-	-	
29	4.50	5.00	0.21	0.22	0.01	0.01	0.65	5	8.2	7.7				33.4	281.7	3.00	79.3	40 80	24.0	0.38	43.22	-	-	-	-	-	-	-	
30	4.60	4.20	0.18	0.16	0.01	0.02	0.71	5	8.1	7.7				33.2	279.1	2.58	81.9	40 80	24.0	0.38	41.57	-	-	-	-	-	-	-	
31	4.70	4.60	0.20	0.20	0.01	0.02	0.65	5	8.25	7.7	0.09	0.05	0.16	34.1	264	276.2	2.93	84.8	40 80	24.0	0.38	42.17	47	-	-	-	-	-	-
Avg.	4.48	4.64	0.36	0.31	0.02	0.02	0.83	9	8.0	7.6	0.1	0.0		33.6		2.73			24.0	0.38	42.71		0.31			3.0	0.04	4.48	
Min	3.10	2.90	0.16	0.14	0.01	0.01	0.53	5	7.8	7.5	0.1	0.0		33.0		2.01			24.0	0.38	41.48		0.26			3.0	0.04	4.37	
Max	6.50	7.10	0.66	0.54	0.03	0.04	1.36	12	8.3	7.8	0.2	0.1		34.2		3.57	84.78		24.0	0.38	44.91		0.38	2.51		3.0	0.04	4.64	

Buckingham Park Water District
12 21 Water Plant Log revised 2.27.2020

Date	1				2				3				4				5			
	Hyd. #	Begin Read	End Read	Flow (cf)	Hyd. #	Begin Read	End Read	Flow (cf)	Hyd. #	Begin Read	End Read	Flow (cf)	Hyd. #	Begin Read	End Read	Flow (cf)	Hyd. #	Begin Read	End Read	Flow (cf)
1				0				0				0				0				0
2				0				0				0				0				0
3				0				0				0				0				0
4				0				0				0				0				0
5				0				0				0				0				0
6				0				0				0				0				0
7	57	361580	362530	950				0				0				0				0
8	22	362530	363130	600	24	363130	363280	150	27	363280	363380	100	57	363380	364280	900	58	364280	364360	80
9				0				0				0				0				0
10				0				0				0				0				0
11				0				0				0				0				0
12				0				0				0				0				0
13				0				0				0				0				0
14				0				0				0				0				0
15				0				0				0				0				0
16				0				0				0				0				0
17				0				0				0				0				0
18				0				0				0				0				0
19				0				0				0				0				0
20				0				0				0				0				0
21				0				0				0				0				0
22				0				0				0				0				0
23				0				0				0				0				0
24				0				0				0				0				0
25				0				0				0				0				0
26				0				0				0				0				0
27				0				0				0				0				0
28				0				0				0				0				0
29				0				0				0				0				0
30				0				0				0				0				0
31				0				0				0				0				0
				1550				150				100				900				80

Buckingham Park Water District
12 21 Water Plant Log revised 2.27.2020

Date	6				7				8				9				10			
	Hyd. #	Begin Read	End Read	Flow (cf)	Hyd. #	Begin Read	End Read	Flow (cf)	Hyd. #	Begin Read	End Read	Flow (cf)	Hyd. #	Begin Read	End Read	Flow (cf)	Hyd. #	Begin Read	End Read	Flow (cf)
1				0				0				0				0				0
2				0				0				0				0				0
3				0				0				0				0				0
4				0				0				0				0				0
5				0				0				0				0				0
6				0				0				0				0				0
7				0				0				0				0				0
8	63	364360	364560	200				0				0				0				0
9				0				0				0				0				0
10				0				0				0				0				0
11				0				0				0				0				0
12				0				0				0				0				0
13				0				0				0				0				0
14				0				0				0				0				0
15				0				0				0				0				0
16				0				0				0				0				0
17				0				0				0				0				0
18				0				0				0				0				0
19				0				0				0				0				0
20				0				0				0				0				0
21				0				0				0				0				0
22				0				0				0				0				0
23				0				0				0				0				0
24				0				0				0				0				0
25				0				0				0				0				0
26				0				0				0				0				0
27				0				0				0				0				0
28				0				0				0				0				0
29				0				0				0				0				0
30				0				0				0				0				0
31				0				0				0				0				0
				200				0				0				0				0

Buckingham Park Water District

12 21 Water Plant Log revised 2.27.2020

Date	11				12				13				14				15				Total Daily Hydrant Flow (gals)	Total MTD Hydrant Flow (gals)				
	Hyd. #	Begin Read	End Read	Flow (cf)	Hyd. #	Begin Read	End Read	Flow (cf)	Hyd. #	Begin Read	End Read	Flow (cf)	Hyd. #	Begin Read	End Read	Flow (cf)	Hyd. #	Begin Read	End Read	Flow (cf)						
1				0				0				0				0				0	0	0				
2				0				0				0				0				0	0	0				
3				0				0				0				0				0	0	0				
4				0				0				0				0				0	0	0				
5				0				0				0				0				0	0	0				
6				0				0				0				0				0	0	0				
7				0				0				0				0				0	7,106	7,106				
8				0				0				0				0				0	15,184	22,290				
9				0				0				0				0				0	0	22,290				
10				0				0				0				0				0	0	22,290				
11				0				0				0				0				0	0	22,290				
12				0				0				0				0				0	0	22,290				
13				0				0				0				0				0	0	22,290				
14				0				0				0				0				0	0	22,290				
15				0				0				0				0				0	0	22,290				
16				0				0				0				0				0	0	22,290				
17				0				0				0				0				0	0	22,290				
18				0				0				0				0				0	0	22,290				
19				0				0				0				0				0	0	22,290				
20				0				0				0				0				0	0	22,290				
21				0				0				0				0				0	0	22,290				
22				0				0				0				0				0	0	22,290				
23				0				0				0				0				0	0	22,290				
24				0				0				0				0				0	0	22,290				
25				0				0				0				0				0	0	22,290				
26				0				0				0				0				0	0	22,290				
27				0				0				0				0				0	0	22,290				
28				0				0				0				0				0	0	22,290				
29				0				0				0				0				0	0	22,290				
30				0				0				0				0				0	0	22,290				
31				0				0				0				0				0	0	22,290				
				0				0				0				0				0				0	22,290	22,290

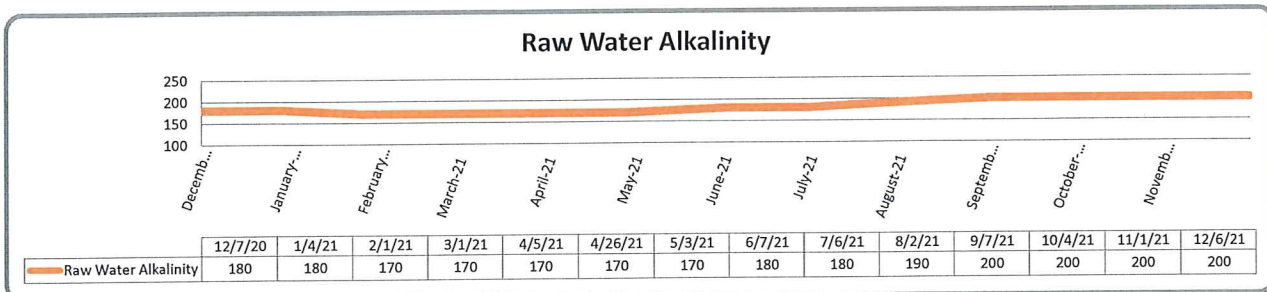
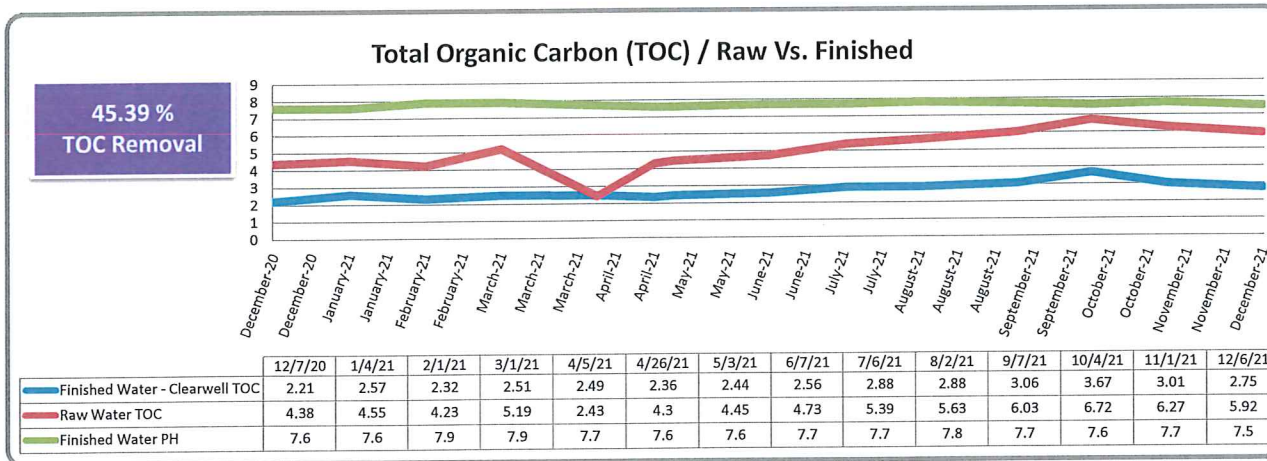
Bacterial Testing Results

	7/12/21	7/26/21	8/9/21	8/23/21	9/7/21	9/20/21	10/4/21	10/18/21	11/1/21	11/15/21	11/29/21	12/13/21	12/27/21
2570 Westlake Dr.													
Total Coliforms			Absent			Absent			Absent			Absent	
E.Coli			Absent			Absent			Absent			Absent	
2295 Westlake Drive													
Total Coliforms					Absent			Absent			Absent		
E.Coli		Absent			Absent			Absent			Absent		
3378 Westlake Court													
Total Coliforms	Absent			Absent			Absent			Absent			Absent
E.Coli	Absent			Absent			Absent			Absent			Absent
Raw Water Intake													
Total Coliforms		1986.3		>2419.6		>2419.6		1203.3		>2419.6		648.8	
E.Coli		ND		ND		1		13.2		1		54.6	
MPN/ 100 mg/L													
ND=Non Detected													
Special Testing Site													
Total Coliforms													
E.Coli													
MPN/ 100MG/L													

LT2 sampling every 2 weeks beginning 10/2017

BUCKINGHAM PARK WATER DISTRICT TOTAL ORGANIC CARBON (TOC) & ALKALINITY RESULTS	12/7/20	1/4/21	2/1/21	3/1/21	4/5/21	4/26/21	5/3/21	6/7/21	7/6/21	8/2/21	9/7/21	10/4/21	11/1/21	12/6/21
Raw Water TOC Total Organic Carbon (TOC) <i>(Detection Level Required: 0.30mg/L)</i>	4.38	4.55	4.23	5.19	2.43	4.3	4.45	4.73	5.39	5.63	6.03	6.72	6.27	5.92
Raw Water Alkalinity	180	180	170	170	170	170	170	180	180	190	200	200	200	200
Finished Water PH	7.6	7.6	7.9	7.9	7.7	7.6	7.6	7.7	7.7	7.8	7.7	7.6	7.7	7.5
Finished Water - Clearwell TOC Total Organic Carbon (TOC) <i>(Detection Level Required: 0.30mg/L)</i>	2.21	2.57	2.32	2.51	2.49	2.36	2.44	2.56	2.88	2.88	3.06	3.67	3.01	2.75
% of TOC Removal	49.54%	43.52%	45.15%	51.64%	-2.47%	45.12%	45.17%	45.88%	46.57%	48.85%	49.25%	45.39%	51.99%	53.55%

Retested



BUCKINGHAM PARK WATER DISTRICT

Water Analysis Overview

**BUCKINGHAM PARK WATER DISTRICT
SEASONAL VOLUNTARY CYANOTOXIN SAMPLE RESULTS**

8/19/21 8/26/21 9/2/21 9/9/21 9/16/21 9/23/21 9/30/21 10/7/21 10/14/21 10/22/21 10/29/21 11/18/21 12/17/21

DRINKING WATER

Raw Water Intake - Cyanotoxin (ug/L)	1.39	3.67	2.72	1.59	2.15	10	17.57	11.6	7.46	6.82	4.96	1.05	0.77	
Finished Water	less than	ND	ND	less than	less than	less than	less than	ND	ND	less than	less than	less than	ND	
Finished Water - Cyanotoxin (ug/L)	0.15	0	0	0.15	0.15	0.15	0.15	0	0	0.15	0.15	0.15	0	
% of Removal	More than	89%	100%	100%	91%	93%	99%	99%	100%	100%	98%	97%	86%	100%

E.P.A. Drinking Water Public Health Goals (not regulatory - serve as technical guidance)

Children 6 years old and under:

Microcystin: at or below 0.3 ug/L

Cylendrospermopsin at or below 0.7 ug/L

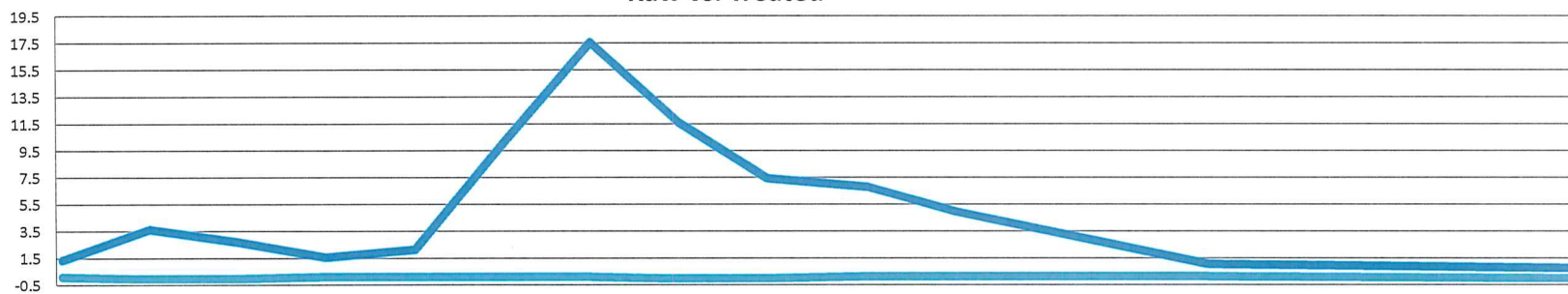
Children 6 years old through Adult:

Microcystin: at or below 1.6 ug/L

Cylendrospermopsin at or below 3 ug/L

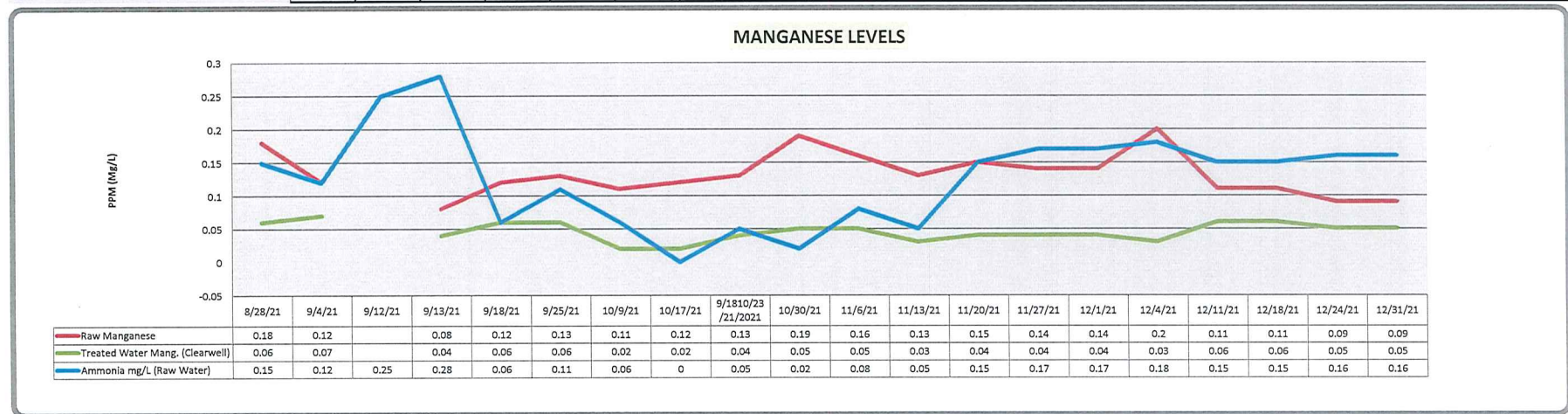
SEASONAL VOLUNTARY CYANOTOXIN SAMPLE RESULTS

Raw vs. Treated



	8/19/21	8/26/21	9/2/21	9/9/21	9/16/21	9/23/21	9/30/21	10/7/21	10/14/21	10/22/21	10/29/21	11/18/21	12/17/21
Finished Water - Cyanotoxin (ug/L)	0.15	0	0	0.15	0.15	0.15	0.15	0	0	0.15	0.15	0.15	0
Raw Water Intake - Cyanotoxin (ug/L)	1.39	3.67	2.72	1.59	2.15	10	17.57	11.6	7.46	6.82	4.96	1.05	0.77

BUCKINGHAM PARK WATER DISTRICT MANGANESE EVALUATION RESULTS	8/28/21	9/4/21	9/12/21	9/13/21	9/18/21	9/25/21	10/9/21	10/17/21	10/23/21/20	10/30/21	11/6/21	11/13/21	11/20/21	11/27/21	12/1/21	12/4/21	12/11/21	12/18/21	12/24/21	12/31/21	
MANGANESE MCL .5 mg/L (micrograms)																					
Raw Water Mang.	0.18	0.12		0.08	0.12	0.13	0.11	0.12	0.13	0.19	0.16	0.13	0.15	0.14	0.14	0.2	0.11	0.11	0.09	0.09	
After PreCl2/Before Filter																					
After Multimedia Filter																					
Treated Water Mang. (Clearwell)	0.06	0.07		0.04	0.06	0.06	0.02	0.02	0.04	0.05	0.05	0.03	0.04	0.04	0.04	0.03	0.06	0.06	0.05	0.05	
After GAC																					
Westlake Drive Customer																					
Zone 2 Tank																					
Ammonia mg/L (Raw Water)	0.15	0.12	0.25	0.28	0.06	0.11	0.06	0	0.05	0.02	0.08	0.05	0.15	0.17	0.17	0.18	0.15	0.15	0.16	0.16	
NTU LEVELS																					
Raw Water NTU	3.5	6.3	2.6	2.3	9.3	7.7	12.4	17.2	13.1	13.3	8.7	8.7	6.5	6.3	5.3	4.5	4.5	7.1	5.1	4.7	
Clarifier NTU	0.5	1.19	0.46	0.38	1.98	1.36	2.49	1.11	1.04	0.36	0.39	0.31	0.45	0.46	0.52	0.51	0.43	0.57	0.34	0.2	
Water Plant Effluent NTU	0.02	0.04	0.03	0.03	0.03	0.02	0.04	0.03	0.03	0.02	0.02	0.02	0.02	0.02	0.04	0.02	0.02	0.01	0.01	0.02	



January - December 2021

	Residential			Commercial			Landscape / Irrigation			Total Cf. Usage	Total Gal. Usage	Total Customer
	Cubic Ft	Gallons	# Cust. Billed	Cubic Ft	Gallons	# Cust. Billed	Cubic Ft	Gallons	# Cust. Billed			
January	260,586	1,949,183	448	2,103	15,730	6	0	0	0	262,689	1,964,914	454
February	166,952	1,248,801	450	1,969	14,728	6	0	0	0	168,921	1,263,529	456
March	243,044	1,817,969	450	3,173	23,734	6	0	0	0	246,217	1,841,703	456
April	280,100	2,095,148	448	5,064	37,879	6	0	0	0	285,164	2,133,027	454
May	414,919	3,103,594	450	6,655	49,779	6	0	0	0	421,574	3,153,374	456
June	553,992	4,143,860	448	12,067	90,261	6	0	0	0	566,059	4,234,121	454
July	530,791	3,970,317	448	6,984	52,240	6	0	0	0	537,775	4,022,557	454
August	494,977	3,702,428	449	23,177	173,364	6	0	0	0	518,154	3,875,792	455
September	556,998	4,166,345	451	13,248	99,095	6	0	0	0	570,246	4,265,440	457
October	318,463	2,382,103	450	4,902	36,667	6	0	0	0	323,365	2,418,770	456
November	209,370	1,566,088	449	1,643	12,290	6	0	0	0	211,013	1,578,377	455
December	161,069	1,204,796	450	2,881	21,550	6	0	0	0	163,950	1,226,346	456
2019 YTD Totals	4,191,261	31,350,632	449	83,866	627,318	6	0	0	0	4,275,127	31,977,950	455

	Tier 1 (cf)	Tier 2 (cf)	Tier 3 (cf)	Total (Cf.)
January	145,958	6,441	110,290	262,689
February	141,492	5,755	21,674	168,921
March	185,759	13,071	47,387	246,217
April	212,869	21,030	51,265	285,164
May	239,332	34,223	148,019	421,574
June	289,397	49,118	227,544	566,059
July	277,409	47,397	212,969	537,775
August	258,060	42,022	218,072	518,154
September	281,252	48,542	240,452	570,246
October	199,095	24,596	99,674	323,365
November	156,736	9,582	44,695	211,013
December	134,493	7,301	22,156	163,950
YTD Total	2,521,852	309,078	1,444,197	4,275,127
% of Total Usage	58.99%	7.23%	33.78%	100%

Top 10 Users	
Acct#	Cf
HIGH USERS	
6601	8972
2601	4848
9002	3945
7601	3867
7401	3602
0602	2489
3101	2201
1202	2104
7101	2054
34,082 cubic feet	
254,933 gallons	
20.79% of total usage	
LEAKS	
6901	2858
2,858 cubic feet	
21,378 gallons	
1.74% of total usage	
36,940 Total Top 10 CF	
276,311 Total Top 10 Gal	
22.53%	
Top 10 Total % of Usage	

Total Average (gal.) Usage Per Person Per Day:

	(Highest Months)		
	JUNE '19	AUGUST '20	2 yr. Ave.
Average person per connection:	3.3	3.3	3.3
Total Gallons:	5,133,818	5,557,230	5,345,524
Days in Month :	30	31	30.5
Active Connections:	457	457	457
Total Average Usage in Gallons Per Person/Day:	113	119	116

Current Water Storage Availability

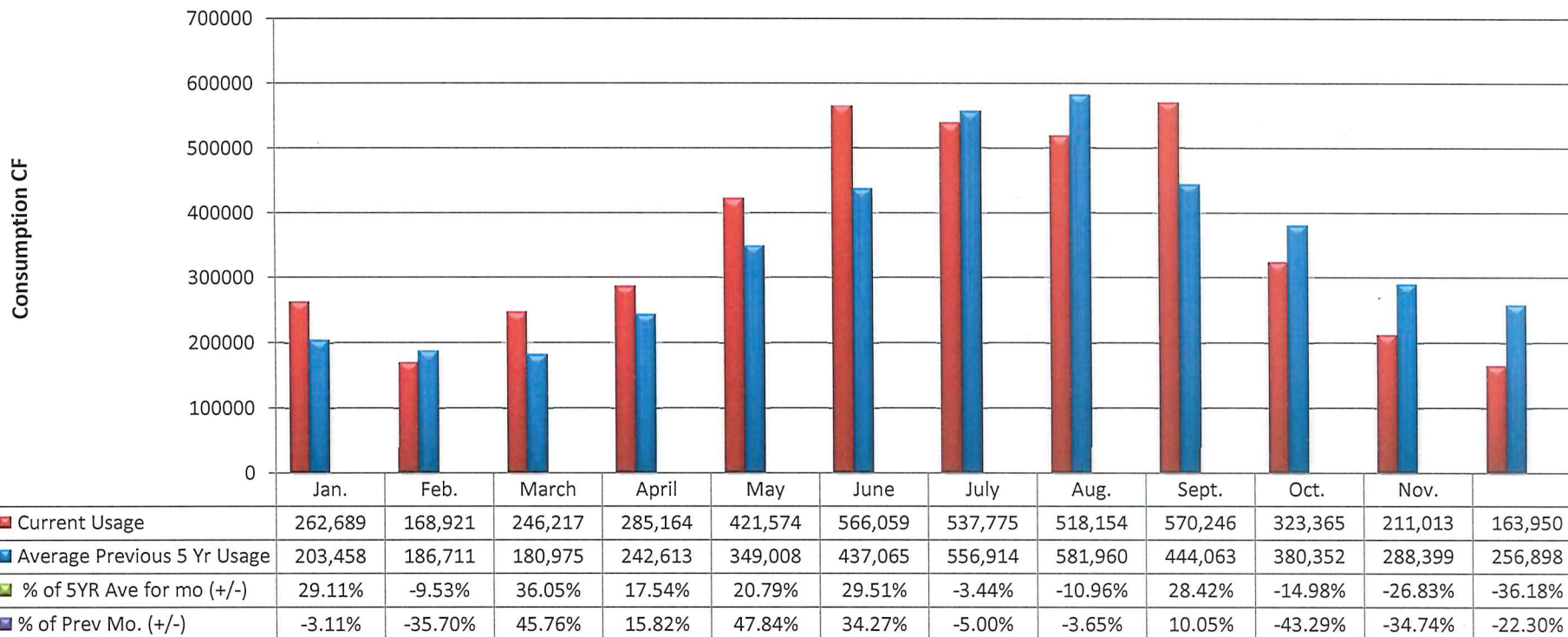
Plant Available storage	170,000 gal
Zone 1	100,000 gal
Zone 2	200,000 gal
Total Storage Avail.	470,000 gal

Avail. Storage / Month

	JUNE '19	AUGUST '20	Average
Total Average Usage per Day	171,127	179,265	175,196
Days of Avail. Storage	2.75	2.62	2.68

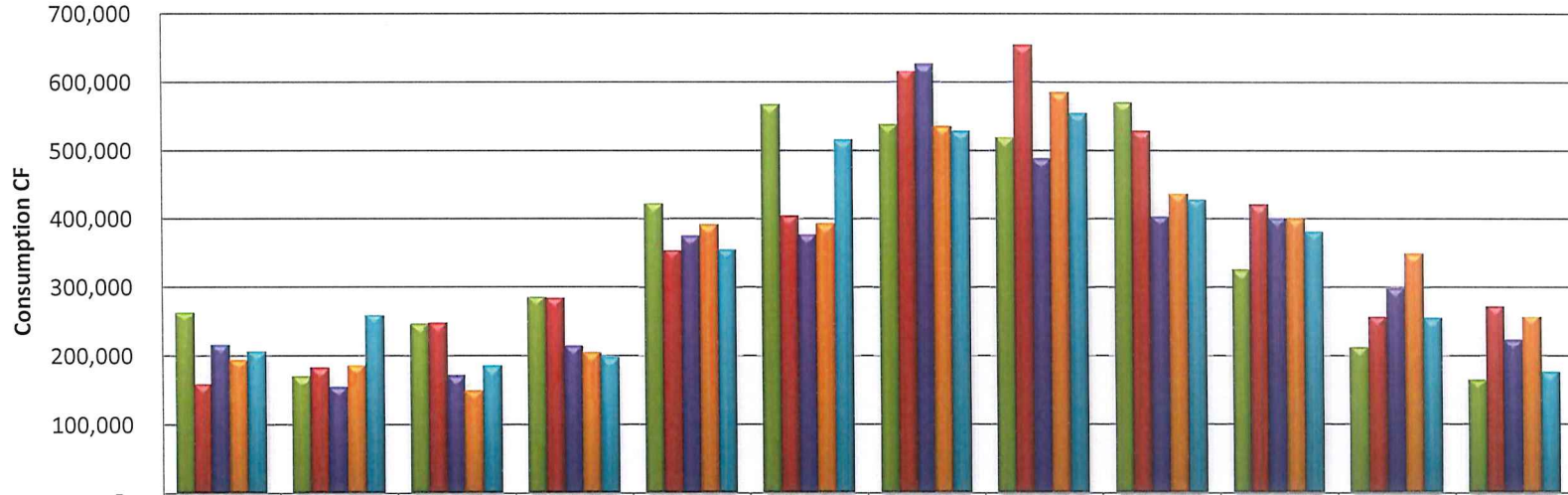
(Based on current usage)

Current Usage Year To Date vs. 5 Year Average

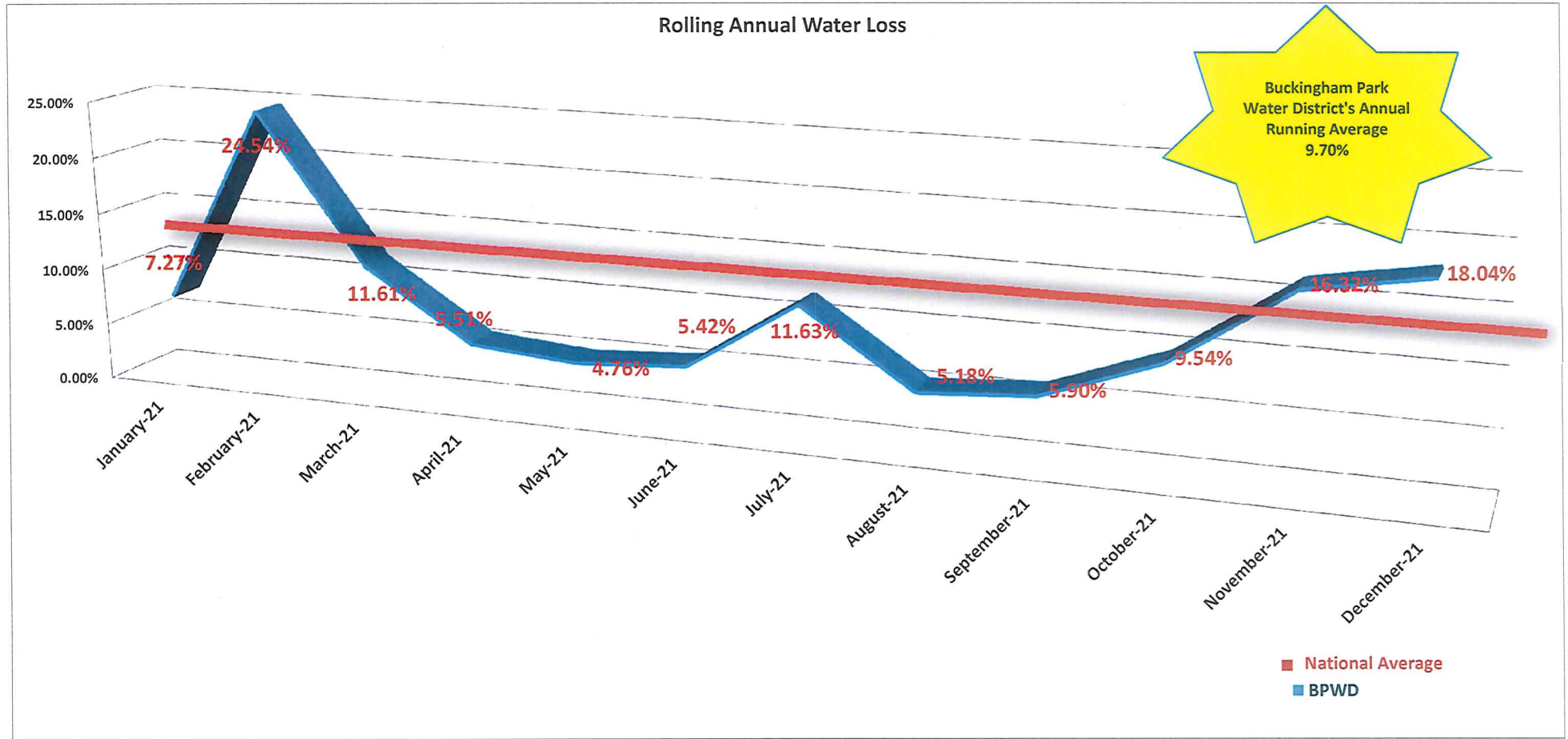


Current YTD Usage:
4,275,127 cf
Vs.
5yr. Rolling Average: 4,108,415 Increased By
4.06 %

5 Year Consumption History



	Jan.	Feb.	March	April	May	June	July	Aug.	Sept.	Oct.	Nov.	Dec.
2021	262,689	168,921	246,217	285,164	421,574	566,059	537,775	518,154	570,246	323,365	211,013	163,950
2020	157,929	181,307	246,879	282,486	353,410	404,008	616,438	653,672	527,832	418,562	255,407	271,108
2019	215,392	153,761	170,200	213,251	374,148	376,112	625,960	486,685	402,558	399,674	297,026	221,540
2018	192,847	184,272	148,822	203,530	390,869	391,852	535,525	583,754	435,925	398,296	347,296	256,502
2017	205,528	258,278	183,446	196,293	354,611	514,162	527,323	554,211	427,612	379,370	252,710	175,642



Known Distribution Leaks (Gal) Estimate	Production Meter / Gal. matched to meter read dates		Net Production (Gal.) (Prev+Current)	Distribution/Sold (Convert Cf to Gal)	Total Unaccountable Water Loss		
	Prev. MTD	Current MTD			Difference (Gal.)	% +/-	
		1/1/2020 - 1/28/2020 2,118,973	2,118,973	1,964,914	154,059	7.27%	
	1/29/21 - 1/31/21 161,630	2/1/21 - 2/24/21 1,512,831	1,674,461	1,263,529	410,932	24.54%	2/3/21 Main line leak at 2705 Westlake dr. un known quantity. Repaired 2-17-21
	2/25/2021 - 2/28/2021 259,287	3/1/2021 - 3/31/2021 1,824,252	2,083,539	1,841,703	241,836	11.61%	
	-	4/1/2021 - 4/29/2021 2,257,430	2,257,430	2,133,027	124,403	5.51%	
	4/30/2021 200,756	5/1/2021-5/27/2021 3,110,134	3,310,890	3,153,374	157,516	4.76%	
	5/27/2021 - 5/31/21 753,549	6/1/21 - 6/30/21 3,723,286	4,476,835	4,234,121	242,714	5.42%	
408,240		7/1/21 - 7/29/21 5,596,710	5,596,710	4,537,461	651,009	11.63%	Leak at 2620 fixed on 7/27/21 Aprox. 10.5 GPM = 15,120 GPD. Leak at 2850 (H.O.A.) Aprox. 11 GPM = 15,840 GPD unknown time
	7/30/21 - 7/31/21 294,155	8/1/21 - 8/26/21 3,793,516	4,087,671	3,875,792	211,879	5.18%	
	8/27/2021-8/31/2021 713,848	9/1/2021-10/1/2020 3,819,055	4,532,903	4,265,440	267,463	5.90%	
		10/1/21-10/28/21 2,932,611	2,932,611	2,652,844	279,767	9.54%	
228,925	10/29/21-10/31/21 200,270	11/1/21 - 11/30/21 1,959,614	2,159,884	1,578,377	352,582	16.32%	leak 2361 Eastlake Dr. On customer side of meter with a broken meter. Waiting on brass elbows to fix two leaks in distribution system
250,000		12/1/21 - 12/30/21 1,801,233	1,801,233	1,226,346	324,887	18.04%	Discovered three Non working meters in meter audit one with leak on customer side. Received Brass Elbows end of December starting to repair leaks in distribution system.

Average Annual Loss 10.48%

Revenue Report by Revenue Code

204

Adj Total = 663.92

From: 12/2/2021

To: 1/3/2022

GLAccount	Revenue	Description	Count	Posted Amount	GL Total
422	WF01	WRITE-OFF	1	\$97.48	\$97.48
41110	INST	INSTALLMENT PLAN	2	(\$112.54)	
41110	RTCK	RETURNED CHECK VALU	1	(\$109.88)	
41110	WTR	Residential Water Use	437	(\$6,599.88)	
					(\$6,822.30)
41120	CWTR	Commercial Water Use	6	(\$173.78)	6,158.38
			74.48		(\$173.78)
42151	BASE	Residential Base Rate	451	(\$33,312.42)	
					(\$33,312.42)
42152	CBASE	Commercial Base Rate	4	(\$297.92)	33,590.48
					(\$297.92)
49820	PF	APPLICATION PROCESSI	3	(\$150.00)	
					(\$150.00)
49830	RCKF	RETURNED CHECK FEE	1	(\$35.00)	450-
					(\$35.00)
49840	IMP	Emergency Reserve (\$7.00)	453	\$0.00	
					\$0.00
49845	CAPA	CIP Reserve Fee	455	(\$10,379.14)	
					(\$10,379.14)
498101	AB-LC1	CARRYING CHARGE	71	(\$1,065.00)	10,465-
498101	RLC1	REVERSE CARRYING CHA	1	\$15.00	
					(\$1,050.00)
Total -- GL Offset ():				\$52,123.08	

6,158.38

278.06

300-

85.86

From: 12/2/2021

To: 1/3/2022

Report Total:

\$52,123.08

0.00G+

97.48 -

6,158.38 +

173.78 +

33,590.48 +

297.92 +

450.00 +

35.00 +

10,465.00 +

1,050.00 +

52,123.08G+

11:21 AM

01/11/22

Accrual Basis

Buckingham Park Water District
General Journal Transaction
December 31, 2021

Num	Name	Memo	Account	Class	Debit	Credit
47069	Water Sales	December 2021	200-30 · Utility Billin...		52,123.08	
	Water Sales	December 2021	411.10 · Residential			6,158.38
	Water Sales	December 2021	411.20 · Commercial			173.78
	Water Sales	December 2021	421.51 · Residential ...			33,590.48
	Water Sales	December 2021	421.52 · Business B...			297.92
	Water Sales	December 2021	Carrying Charges			1,050.00
	Water Sales	December 2021	498.30 · Returned C...			35.00
	Water Sales	December 2021	498.20 · Application ...			450.00
	Water Sales	Write off from...	411.10 · Residential		97.48	
	Water Sales	December 2021	498.45 · CIP Reserve			10,465.00
	Water Sales	December 2021	1110 · Retained Ear...		10,465.00	
	Water Sales	December 2021	Capital Improvemen...			10,465.00
					<u>62,685.56</u>	<u>62,685.56</u>
TOTAL					<u>62,685.56</u>	<u>62,685.56</u>

12:24 PM

01/11/22

Accrual Basis

Buckingham Park Water District
Account QuickReport
 As of December 30, 2021

Type	Date	Num	Name	Memo	Amount
200 - Accounts Receivable					
200-30 - Utility Billing Receivable					
Deposit	12/01/2021	85846...	Water Sales	CC Lot Date 11/30/21	-113.64
Deposit	12/01/2021	19581...	Water Sales	Lot Date 12/01/21 AM	-345.31
Deposit	12/01/2021	85901...	Water Sales	12/1/21	-108.69
Deposit	12/02/2021	85892...	Water Sales	CC Lot Date 12/01/21	-110.88
Deposit	12/02/2021	85919...	Water Sales	CC Lot Date 12/01/21	-98.96
Deposit	12/03/2021	Multiple	Water Sales	12/2/21-12/3/21	-656.37
Deposit	12/06/2021	Multiple	Water Sales	Lot Date 12/06/21	-2,040.57
Deposit	12/07/2021	Multiple	Water Sales	Lot Date 12/07/21	-2,902.17
Deposit	12/10/2021	Multiple	Water Sales	12/08/21-12/10/21	-8,163.32
Deposit	12/13/2021	86380...	Water Sales	CC Lot Date 12/12/21	-111.00
Deposit	12/13/2021	Multiple	Water Sales	Lot Date 12/13/21	-2,197.46
Deposit	12/14/2021	Multiple	Water Sales	IOT dATE 12/14/21	-4,112.66
Deposit	12/16/2021	86593...	Water Sales	CC Lot Date 12/16/21	-111.10
Deposit	12/16/2021	86509...	Water Sales	CC Lot Date 12/15	-300.00
Deposit	12/16/2021	Multiple	Water Sales	Lot Date 12/16/21	-1,697.60
Deposit	12/17/2021	2777	Water Sales	Cash Lot Date 12/10/21	-300.00
Deposit	12/17/2021	2778	Water Sales	Cash Lot Date 12/13/21	-120.00
Deposit	12/20/2021	86669...	Water Sales	CC Lot Date 12/18/21	-106.43
Deposit	12/20/2021	Multiple	Water Sales	Lot Date 12/20/21	-3,134.97
Deposit	12/22/2021		Water Sales	APS Lot Date 12/27/21	-16,204.19
Deposit	12/22/2021	86805...	Water Sales	CC Lot Date 12/22/21	-229.74
Deposit	12/27/2021	Multiple	Water Sales	Lot Date 12/27/21	-5,783.76
Deposit	12/29/2021	Multiple	Water Sales	12/28/21-12/29/21	-1,058.25
Deposit	12/30/2021	86943...	Water Sales	12/28/21	-118.12
Deposit	12/30/2021	86958...	Water Sales	12/29/21	-99.67
Deposit	12/30/2021	2779	Water Sales	12/29/21-12/30/21	-200.00
Deposit	12/30/2021	87023...	Water Sales	12/30/21	-133.67
Deposit	12/30/2021	multiple	Water Sales	12/30/21	-1,451.28
Total 200-30 - Utility Billing Receivable					-52,009.81
Total 200 - Accounts Receivable					-52,009.81
TOTAL					-52,009.81

11:36 AM

01/11/22

Accrual Basis

Buckingham Park Water District
Account QuickReport
As of December 31, 2021

Type	Date	Num	Name	Memo	Split	Amount	Balance
200 - Accounts Receivable							708.65
200-20 - Delinquent Accounts Receivable							708.65
Total 200-20 - Delinquent Accounts Receivable							708.65
Total 200 - Accounts Receivable							708.65
TOTAL							708.65

11/1/21 - 12/1/21

Administration Task Manager

Month: Dec 2021
~~Jul 21~~

Daily Tasks	1	2	3	4	5	6	7	8	9	10	11	12	13	14	15
Customer Service:															
AM:															
Check voicemails & Return Calls	h	h				h	h	h	h	h			h	h	h
Prepare any necessary work orders	h	h				h	h	h	h	h			h	h	h
Check emails and reply as needed	h	h				h	h	h	h	h			h	h	h
PM:															
Check voicemails & Return Calls	h	h				h	h	h	h	h			h	h	h
Check emails and reply as needed	h	h				h	h	h	h	h			h	h	h
Check Mail	h	h				h	h	h	h	h			h	h	h
Financial & Accounting:															
Enter daily customer payments to CORE Utilities	h	h				h	h	h	h	h			h	h	h
-Reconcile Core Payment Receipt to adding machine tape.															
Daily deposit to Umpqua Bank via check scanner	h	h				h	h	h	h	h			h	h	h
-Print 2 bank receipts; file one w/ checks and one w/ CORE Payment Receipt															
Property Transfers	h	h				h	h	h	h	h			h	h	h
Escrow Water Demand Forms	h	h				h	h	h	h	h			h	h	h
Filing	h	h				h	h	h	h	h			h	h	h
Other:															
Comments:															
Bi-Weekly Tasks	1	2	3	4	5	6	7	8	9	10	11	12	13	14	15
Every Other Tuesday / Date: _____															
Participate in staff meetings															
Payroll:															
Verify and calculate timecards						h									
Timecards to GM for review & approval						h									
Enter timecard info into QuickBooks & print checks						h									
Enter Direct Deposit Transactions						h									
Pay Payroll Taxes (Both EDD accounts & IRS #941)						h									
Provide GM w/ AP, PR, & Liab w/ the P&L MTD & YTD						h									
GM to Approve & Initial Tax Payments						h									
Pay Employee Ira Contributions						h									
Comments:															
Every Other Wednesday / Date: _____															
Accounts Payable:															
Invoices to GM for review & approval						h									
Pay Invoices						h									
Schedule Check Signing w/ Board Member(s)						h									
Mail payments						h									
Comments:															
Every Other Friday / Date: _____															
Provide Employees w/ paychecks										h					
Comments:															
Other:															
Comments:															

Administration Task Manager

Month: **Jul-21**

Monthly Tasks	1	2	3	4	5	6	7	8	9	10	11	12	13	14	15
1st of month:															
Apply Carrying Charges	h														
Print billing reports and review for accuracy	h														
1st of month print & mail bills (due no later than 5th)	h														
Print AR Detail Report immediately after bills are printed	h														
Order Office Supplies	h														
Print New Petty Cash Log and Cash Payment Log	h														
Pre-Reconcile: CORE payments entered into QB	h														
-(Utility Billing AR Quick Report & CORE Posted Payment Detail Rept															
Petty Cash - Double Verif. (GM) Reqd/Internal Controls	h														
Print Customer Credit Card Payment Log	h														
Prepare Meeting minutes from last meeting	h														
Journal Entries w/ GM:															
JE Revenue @ Core Rev Rept to QuickBooks	h														
Verify / post JE Accumulated Depreciation	h														
Verify / post JE Workers Comp Insurance Expense	h														
Verify / post JE Liability Insurance Expense	h														
Verify / post JE Chemical Expense	h														
5th of month:															
Previous Mo Closeout Reports to GM (see submittal checklist)															
From CORE Utility Billing:															
Export monthly usage to shared drive						h									
Print Installment Plan Report (exclude \$0)						h									
New Customer Report						h									
Print Adjustment Report						h									
Print Revenue Rept @ Core (Rev by Code)						h									
From Quickbooks:															
Print overtime report						h									
Print Utility Billing AR Quick Report & Delinq AR for month						h									
Print / Verify Financial Statements:															
P&L Budget vs. Actual for reporting month & Export to Excel						h									
P&L Budget vs. Actual for fiscal year to date -mo end & Export to Excel						h									
Balance Sheet for fiscal year to date - mo end						h									
Statement of Cash Flows for reporting month						h									
Statement of Cash Flows for fiscal year to date - mo end						h									
Email Board for Agenda Items (Deadline 2nd Monday)						h									
Comments:															
10th of month:															
CORE - Print Delinquency Report										h					
Print & Mail 10-Day Reminder Notices @ Non Payment										h					
Pre- Reconcile Bank Statements										h					
Email Financial Month End Submittals (See list)										h					
Comments:															
Other:															
Comments:															

Administration Task Manager

Month: **Jul-21**

Quarterly Tasks															
Quarterly Payroll Tax Report Request to GM															
EDD Voluntary SDI Quarterly Report Forms DE9 & DE9C															
EDD PIT,SDI Quarterly Report Forms DE9 & DE9C															
IRS Form 941															
Other:															
Comments:															

Daily Tasks	16	17	18	19	20	21	22	23	24	25	26	27	28	29	30	31
Customer Service:																
AM:																
Check voicemails & Return Calls	h	h			h	h						h	h	h	h	
Prepare any necessary work orders	h	h			h	h						h	h	h	h	
Check emails and reply as needed	h	h			h	h						h	h	h	h	
PM:																
Check voicemails & Return Calls	h	h			h	h						h	h	h	h	
Check emails and reply as needed	h	h			h	h						h	h	h	h	
Check Mail	h	h			h	h						h	h	h	h	
Financial & Accounting:																
Enter daily customer payments to CORE Utilities	h	h			h	h						h	h	h	h	
-Reconcile Core Payment Receipt to adding machine tape.	h	h			h	h						h	h	h	h	
Daily deposit to Umpqua Bank via check scanner	h	h			h	h						h	h	h	h	
-Print 2 bank receipts; file one w/ checks and one w/ CORE Payment Receipt	h	h			h	h						h	h	h	h	
Property Transfers	h	h			h	h						h	h	h	h	
Escrow Water Demand Forms	h	h			h	h						h	h	h	h	
Filing	h	h			h	h						h	h	h	h	
Other:																
Comments:																

Bi-Weekly Tasks	16	17	18	19	20	21	22	23	24	25	26	27	28	29	30	31
Every Other Tuesday / Date: _____																
Participate in staff meetings																
Payroll:																
Verify and calculate timecards					h											
Timecards to GM for review & approval					h											
Enter timecard info into QuickBooks & print checks					h											
Enter Direct Deposit Transactions					h											
Pay Payroll Taxes (Both EDD accounts & IRS #941)					h											
Provide GM w/ AP, PR, & Liab w/ the P&L MTD & YTD					h											
GM to Approve & Initial Tax Payments					h											
Pay Employee Ira Contributions					h											
Comments:																
Every Other Wednesday / Date: _____																
Accounts Payable:																
Invoices to GM for review & approval					h											
Pay Invoices					h											
Schedule Check Signing w/ Board Member(s)					h											
Mail payments					h											
Comments:																
Every Other Friday / Date: _____																
Provide Employees w/ paychecks							h									
Comments:																

Administration Task Manager

Month: **Jul-21**

Monthly Tasks	16	17	18	19	20	21	22	23	24	25	26	27	28	29	30	31
20th of month:																
Post Agenda (Posted Thursday Before Monday's Meeting 72 hrs)					✓											
Board Meeting Participation (4th Monday of every month)					✓											
Enter Labor Statistics Online					✓											
25th of month:																
Process Customer Automatic Payments												✓				
Prepare 48 HR Shut Off Notices for Operations																
48-Hr Door Hangers for Non Payments																
Comments:																
Month End Tasks	16	17	18	19	20	21	22	23	24	25	26	27	28	29	30	31
Payroll Liabilities:																
End of month: / Date: _____																
Enter ACH for medical, dental and vision												✓				
Billing:																
End of month:																
Last Week of Month: / Date: _____																
Print meter read sheets for Operations (around 28th)												✓				
Enter meter reads into CORE														✓		
Last Business Day of Month: / Date: _____																
CORE: Print Water Quality Service Orders for mo.> Operations																✓

Administration Task Manager

Month: **Jul-21**

Completion Dates for Monthly Tasks

Annual Tasks												
January												
31st: Last Day for W2's to District Employees												
31st: Submit W3's W2's to State												
31st: Last Day for 1099's to Contractors												
31st: Submit 1099s to State												
March												
31st: Renewal for Workers Comp Insurance												
31st: Renewal for Liability & Property Insurance												
April												
30th: Govt. Compensation Report to S.C.O.												
May												
15th: Credit delinq Standby for Prop Tax Roll Collection												
15th: Prepare Standby Billing for July Bill to Customers												
June												
1st: Standby Billing to Customers												
July												
17th: County Elections Candidate Filing First Day												
25th: County Elections Duedate for Resol. Consolidate												
August												
10th: County Elections Candidate Filing Last Day												
11th: County Elections Candidate Filing Last Day												
25th: Direct Charges (Tax Roll) Due to County												
October												
15th: Financial Transaction Report to S.C.O.												
November												
TBD: County Local Consolidated Election												



Signature

11/1/21

Date

My signature certifies that that the aforementioned tasks have been completed and verified to the best of my knowledge & capabilities. Furthermore, I understand that any misrepresentation of these tasks & reports may alter the the Buckingham Park Water District's financial statements.

Adjustments Detail Report

From: 12/2/2021

To: 1/4/2022

These Adjustments Have Been Posted to the Customer's Balance:

These Adjustments Haven't Been Billed.

Implement Date	Account Number	Account Status	Revenue	Amount	User	Comment
12/17/2021	110107801	OFF AND PAID	WF01	(\$97.48)	LORI	
1/3/2022	123116601	ACTIVE	RLC1	(\$15.00)	AHIM	No late fee in last 12 months
Total Number of Adjustments =			2	Total =	(\$112.48)	

These Adjustments Have Been Billed.

Implement Date	Account Number	Account Status	Revenue	Amount	User	Comment
12/2/2021	111114501	ACTIVE	RCKF	\$35.00	LORI	
12/2/2021	111114501	ACTIVE	RTCK	\$109.88	LORI	
12/9/2021	127108204	ACTIVE	WTR	\$4.73	LORI	New Owner 11/3/21 no Escrow Dem
12/9/2021	127108204	ACTIVE	PF	\$150.00	LORI	
12/9/2021	127108203	OFF AND BILLED	PF	\$150.00	LORI	New Owner 11/3/21 no Escrow Dem
12/9/2021	127108204	ACTIVE	CAPA	\$23.00	LORI	New Owner 11/3/21 no Escrow Dem
12/9/2021	127108204	ACTIVE	BASE	\$74.48	LORI	New Owner 11/3/21 no Escrow Dem
12/9/2021	127108203	OFF AND BILLED	WTR	(\$4.73)	LORI	New Owner 11/3/21 no Escrow Dem
12/9/2021	127108203	OFF AND BILLED	CAPA	(\$23.00)	LORI	New Owner 11/3/21 no Escrow Dem
12/9/2021	127108203	OFF AND BILLED	BASE	(\$74.48)	LORI	New Owner 11/3/21 no Escrow Dem
12/9/2021	127108203	OFF AND BILLED	PF	(\$150.00)	LORI	Posted to wrong acct s/b 127108204
1/3/2022	114109401	ACTIVE	LC1	\$15.00	CORE	Shut Off
1/3/2022	150104501	ACTIVE	LC1	\$15.00	CORE	Shut Off
1/3/2022	123116601	ACTIVE	LC1	\$15.00	CORE	Shut Off
1/3/2022	119116201	ACTIVE	LC1	\$15.00	CORE	Shut Off
1/3/2022	113115601	ACTIVE	LC1	\$15.00	CORE	Shut Off
1/3/2022	111114501	ACTIVE	LC1	\$15.00	CORE	Shut Off
1/3/2022	13107201	ACTIVE	LC1	\$15.00	CORE	Shut Off
1/3/2022	148110603	ACTIVE	LC1	\$15.00	CORE	Shut Off
1/3/2022	1109701	ACTIVE	LC1	\$15.00	CORE	Shut Off
1/3/2022	172112802	ACTIVE	LC1	\$15.00	CORE	Shut Off
1/3/2022	12113401	ACTIVE	LC1	\$15.00	CORE	Shut Off
1/3/2022	159105402	ACTIVE	LC1	\$15.00	CORE	Shut Off
1/3/2022	142103701	ACTIVE	LC1	\$15.00	CORE	Shut Off
1/3/2022	124101903	ACTIVE	LC1	\$15.00	CORE	Shut Off
1/3/2022	17110202	ACTIVE	LC1	\$15.00	CORE	Shut Off
1/3/2022	115115802	ACTIVE	LC1	\$15.00	CORE	Shut Off
1/3/2022	13113802	ACTIVE	LC1	\$15.00	CORE	Shut Off
1/3/2022	16115102	ACTIVE	LC1	\$15.00	CORE	Shut Off
1/3/2022	113101103	ACTIVE	LC1	\$15.00	CORE	Shut Off
1/3/2022	124116702	ACTIVE	LC1	\$15.00	CORE	Shut Off
1/3/2022	18110302	ACTIVE	LC1	\$15.00	CORE	Shut Off

1/3/2022	132102702	ACTIVE	LC1	\$15.00	CORE	Shut Off
1/3/2022	158296803	ACTIVE	LC1	\$15.00	CORE	Shut Off
1/3/2022	17115002	ACTIVE	LC1	\$15.00	CORE	Shut Off
1/3/2022	127108204	ACTIVE	LC1	\$15.00	CORE	Shut Off
1/3/2022	164112203	ACTIVE	LC1	\$15.00	CORE	Shut Off

Total Number of Adjustments = 37 Total = \$684.88

Total Number of Adjustments = 39 Total = \$572.40

Total Number of Adjustments for Group: 1 = 39 Total = \$572.40

These Adjustments Have Been Posted to the Customer's Balance:

These Adjustments Have Been Billed.

Implement Date	Account Number	Account Status	Revenue	Amount	User	Comment
1/3/2022	11227003	ACTIVE	LC1	\$15.00	CORE	Shut Off
1/3/2022	24228503	ACTIVE	LC1	\$15.00	CORE	Shut Off
1/3/2022	41238002	ACTIVE	LC1	\$15.00	CORE	Shut Off
1/3/2022	26234003	ACTIVE	LC1	\$15.00	CORE	Shut Off
1/3/2022	28225504	ACTIVE	LC1	\$15.00	CORE	Shut Off
1/3/2022	5231901	ACTIVE	LC1	\$15.00	CORE	Shut Off
1/3/2022	9240901	ACTIVE	LC1	\$15.00	CORE	Shut Off
1/3/2022	22234401	ACTIVE	LC1	\$15.00	CORE	Shut Off
1/3/2022	46224001	ACTIVE	LC1	\$15.00	CORE	Shut Off
1/3/2022	47223901	ACTIVE	LC1	\$15.00	CORE	Shut Off
1/3/2022	85220301	ACTIVE	LC1	\$15.00	CORE	Shut Off
1/3/2022	96219301	ACTIVE	LC1	\$15.00	CORE	Shut Off
1/3/2022	7229902	ACTIVE	LC1	\$15.00	CORE	Shut Off
1/3/2022	26233902	ACTIVE	LC1	\$15.00	CORE	Shut Off
1/3/2022	65222103	ACTIVE	LC1	\$15.00	CORE	Shut Off
1/3/2022	24239404	ACTIVE	LC1	\$15.00	CORE	Shut Off
1/3/2022	92219702	ACTIVE	LC1	\$15.00	CORE	Shut Off
1/3/2022	243183603	ACTIVE	LC1	\$15.00	CORE	Shut Off
1/3/2022	83220504	ACTIVE	LC1	\$15.00	CORE	Shut Off

Total Number of Adjustments = 19 Total = \$285.00

Total Number of Adjustments = 19 Total = \$285.00

Total Number of Adjustments for Group: 2 = 19 Total = \$285.00

Total Number of Adjustments for Area: 1 = 58 Total = \$857.40

Total Number of Adjustments for All Areas: = 58 Total = \$857.40

11:36 AM
01/11/22

Buckingham Park Water District
Payroll Summary

December 2021

	Ahimsah O Wonderwheel			Alan Mitchell			Lori A Gonzalez			William A Rae			TOTAL		
	Hours	Rate	Dec 21	Hours	Rate	Dec 21	Hours	Rate	Dec 21	Hours	Rate	Dec 21	Hours	Rate	Dec 21
Employee Wages, Taxes and Adjustments															
Gross Pay															
Overtime - Admin & General	4.5	52.92	238.14			0.00	1	36.54	36.55			0.00	5.50		274.69
Overtime - Water Treatment			0.00	2.75	64.28	176.77			0.00	0.25	34.64	8.66	3.00		185.43
Total Gross Pay	<u>4.5</u>		<u>238.14</u>	<u>2.75</u>		<u>176.77</u>	<u>1</u>		<u>36.55</u>	<u>0.25</u>		<u>8.66</u>	<u>8.50</u>		<u>460.12</u>
Adjusted Gross Pay	<u>4.5</u>		<u>238.14</u>	<u>2.75</u>		<u>176.77</u>	<u>1</u>		<u>36.55</u>	<u>0.25</u>		<u>8.66</u>	<u>8.50</u>		<u>460.12</u>
Net Pay	<u>4.5</u>		<u>238.14</u>	<u>2.75</u>		<u>176.77</u>	<u>1</u>		<u>36.55</u>	<u>0.25</u>		<u>8.66</u>	<u>8.50</u>		<u>460.12</u>
Employer Taxes and Contributions			0.00			0.00			0.00			0.00			0.00

12:28 PM
01/12/22
Accrual Basis

Buckingham Park Water District

Profit & Loss Budget vs. Actual
December 2021

	Dec 21	Budget	\$ Over Bud...	% of Budget
Ordinary Income/Expense				
Income				
411.00 · WATER SALES				
411.10 · Residential	5,951.02	11,888.36	-5,937.34	50.1%
411.20 · Commercial	173.78	111.25	62.53	156.2%
Total 411.00 · WATER SALES	6,124.80	11,999.61	-5,874.81	51.0%
421.00 · WATER SERVICES				
421.30 · Standby or Availability Charges	0.00	525.00	-525.00	0.0%
421.50 · Other				
421.51 · Residential Base Rate	33,590.48	33,365.42	225.06	100.7%
421.52 · Business Base Rate	297.92	297.92	0.00	100.0%
Total 421.50 · Other	33,888.40	33,663.34	225.06	100.7%
Total 421.00 · WATER SERVICES	33,888.40	34,188.34	-299.94	99.1%
Total Income	40,013.20	46,187.95	-6,174.75	86.6%
Gross Profit	40,013.20	46,187.95	-6,174.75	86.6%
Expense				
ADMINISTRATIVE & GENERAL				
561.00 · Salaries				
561.10 · Wages	7,787.92	8,760.31	-972.39	88.9%
561.20 · Paid Time Off	609.95	1,132.54	-522.59	53.9%
561.25 · Sick Pay	574.48	658.92	-84.44	87.2%
561.30 · Holiday Pay	1,922.08	1,976.80	-54.72	97.2%
561.35 · Bereavement	0.00	164.75	-164.75	0.0%
561.40 · Admin & General O.T. Wages	274.69	595.38	-320.69	46.1%
561.45 · Standby Stipend	840.00	930.00	-90.00	90.3%
561.50 · Call Back Pay	257.12	152.15	104.97	169.0%
Total 561.00 · Salaries	12,266.24	14,370.85	-2,104.61	85.4%
562.00 · OFFICE SUPPLIES & OTHER EXPENSE				
562.10 · PG&E/Utilities	234.28	250.00	-15.72	93.7%
562.15 · Telephone	0.00	166.67	-166.67	0.0%
562.20 · Internet	129.95	137.92	-7.97	94.2%
562.25 · Cell Phone	106.07	83.34	22.73	127.3%
562.30 · Pest Control	0.00	91.67	-91.67	0.0%
562.40 · Garbage	0.00	41.67	-41.67	0.0%
562.45 · Alarm	96.00	29.17	66.83	329.1%
562.50 · Postage	0.00	283.34	-283.34	0.0%
562.55 · Office Supplies	0.00	291.67	-291.67	0.0%
562.60 · Copy Equipment & Supplies	391.45	458.34	-66.89	85.4%
562.65 · Office Equipment	0.00	20.84	-20.84	0.0%
562.70 · Dues, Subscriptions, Memberships	572.00	416.67	155.33	137.3%
562.75 · Lien Filing & Recording Fees	0.00	8.34	-8.34	0.0%
562.80 · Software License and Support	0.00	166.67	-166.67	0.0%
562.85 · Bank Service Charges	270.03	291.67	-21.64	92.6%
Total 562.00 · OFFICE SUPPLIES & OTHER EXPENSE	1,799.78	2,737.98	-938.20	65.7%
563.00 · CONTRACTUAL SERVICES				
563.10 · Auditor	0.00	900.00	-900.00	0.0%
563.20 · County Counsel	0.00	166.67	-166.67	0.0%
563.40 · LAFCO	0.00	125.00	-125.00	0.0%
563.50 · County of Lake Collection Svcs	18.50	83.34	-64.84	22.2%
Total 563.00 · CONTRACTUAL SERVICES	18.50	1,275.01	-1,256.51	1.5%
564.00 · PROPERTY INS., INJURIES & DAMAGES				
564.10 · Liability Insurance	1,504.32	1,416.67	87.65	106.2%
Total 564.00 · PROPERTY INS., INJURIES & DAMAGES	1,504.32	1,416.67	87.65	106.2%
565.00 · EMPLOYEES RETIREMENT & BENEFITS				
565.10 · PERS Medical	2,929.44	4,000.00	-1,070.56	73.2%

12:28 PM
01/12/22
Accrual Basis

Buckingham Park Water District

Profit & Loss Budget vs. Actual
December 2021

	Dec 21	Budget	\$ Over Bud...	% of Budget
565.20 · PERS/ Pension/ Retirement	1,343.53	2,508.34	-1,164.81	53.6%
565.30 · Payroll Taxes				
565.31 · FICA (Federal Ins.Contribution)	1,652.78	1,484.17	168.61	111.4%
565.32 · SUI (State Unemployment Ins)	0.00	183.34	-183.34	0.0%
Total 565.30 · Payroll Taxes	1,652.78	1,667.51	-14.73	99.1%
565.40 · Workers Comp Insurance	519.41	625.00	-105.59	83.1%
Total 565.00 · EMPLOYEES RETIREMENT & BENEFITS	6,445.16	8,800.85	-2,355.69	73.2%
568.00 · MAINTENANCE - GENERAL PLANT				
568.10 · Supplies	86.85	125.00	-38.15	69.5%
Total 568.00 · MAINTENANCE - GENERAL PLANT	86.85	125.00	-38.15	69.5%
569.00 · OTHER				
569.10 · Employee Uniforms	0.00	41.67	-41.67	0.0%
569.20 · Seminar/Training Registration	-525.00	41.67	-566.67	-1,259.9%
569.30 · Training-lodging,meals& mileage	0.00	50.00	-50.00	0.0%
569.40 · Mileage Expense	0.00	8.34	-8.34	0.0%
569.45 · Outside Services	0.00	125.00	-125.00	0.0%
Total 569.00 · OTHER	-525.00	266.68	-791.68	-196.9%
Total ADMINISTRATIVE & GENERAL	21,595.85	28,993.04	-7,397.19	74.5%
CUSTOMER ACCOUNTS				
551.00 · SUPERVISION,METER READING&OTHER				
551.10 · Wages	291.85	353.69	-61.84	82.5%
Total 551.00 · SUPERVISION,METER READING&OTHER	291.85	353.69	-61.84	82.5%
Total CUSTOMER ACCOUNTS	291.85	353.69	-61.84	82.5%
PUMPING				
521.00 · SUPERVISION, LABOR & EXPENSE				
521.10 · Wages	0.00	25.50	-25.50	0.0%
521.20 · PG&E / Electricity	1,394.29	1,625.00	-230.71	85.8%
Total 521.00 · SUPERVISION, LABOR & EXPENSE	1,394.29	1,650.50	-256.21	84.5%
522.00 · MAINTENANCE,STRUCTURES & IMPROV				
522.10 · Outside Services	0.00	166.67	-166.67	0.0%
522.20 · Supplies	0.00	8.34	-8.34	0.0%
Total 522.00 · MAINTENANCE,STRUCTURES & IMPROV	0.00	175.01	-175.01	0.0%
Total PUMPING	1,394.29	1,825.51	-431.22	76.4%
SOURCE OF SUPPLY				
511.00 · SUPERVISION, LABOR & EXPENSES				
511.10 · Wages	0.00	23.62	-23.62	0.0%
511.20 · PG&E / Electricity	509.03	650.00	-140.97	78.3%
512.40 · Testing	0.00	472.09	-472.09	0.0%
Total 511.00 · SUPERVISION, LABOR & EXPENSES	509.03	1,145.71	-636.68	44.4%
512.00 · MAINTENANCE/STRUCTURES & IMPROV				
512.20 · Supplies	0.00	9.17	-9.17	0.0%
Total 512.00 · MAINTENANCE/STRUCTURES & IMPROV	0.00	9.17	-9.17	0.0%
Total SOURCE OF SUPPLY	509.03	1,154.88	-645.85	44.1%
TRANSMISSION & DISTRIBUTION				
541.00 · SUPERVISION, LABOR & EXPENSES				
541.10 · Wages	2,393.05	1,685.85	707.20	141.9%
541.20 · PG&E / Electricity	220.47	250.00	-29.53	88.2%
541.40 · Safety & Security	0.00	125.00	-125.00	0.0%
541.50 · State Water Board Licensing	0.00	133.34	-133.34	0.0%
541.60 · Mileage Expense	166.40	208.34	-41.94	79.9%

12:28 PM
01/12/22
Accrual Basis

Buckingham Park Water District

Profit & Loss Budget vs. Actual
December 2021

	Dec 21	Budget	\$ Over Bud...	% of Budget
541.70 · Testing	35.00	237.50	-202.50	14.7%
541.75 · Propane	0.00	41.67	-41.67	0.0%
Total 541.00 · SUPERVISION, LABOR & EXPENSES	2,814.92	2,681.70	133.22	105.0%
542.00 · MAINTENANCE,STRUCTURES & IMPROV				
542.50 · Maintenance Projects	8,177.09	1,250.00	6,927.09	654.2%
542.10 · Outside Services	0.00	166.67	-166.67	0.0%
542.20 · Supplies	841.89	83.34	758.55	1,010.2%
542.30 · Tools	0.00	166.67	-166.67	0.0%
542.40 · Equipment Rental	0.00	30.00	-30.00	0.0%
Total 542.00 · MAINTENANCE,STRUCTURES & IMPROV	9,018.98	1,696.68	7,322.30	531.6%
Total TRANSMISSION & DISTRIBUTION	11,833.90	4,378.38	7,455.52	270.3%
WATER TREATMENT				
531.00 · SUPERVISION, LABOR & EXPENSE				
531.10 · Wages	6,653.89	6,955.62	-301.73	95.7%
531.15 · PG&E / Electricity	265.58	312.50	-46.92	85.0%
531.20 · Chemicals-PreChlor Sodium Hypo	204.73	333.34	-128.61	61.4%
531.25 · Chemicals-PostChlor Sodium Hypo	260.76	416.67	-155.91	62.6%
531.30 · Chemicals - Coagulent	554.59	666.67	-112.08	83.2%
531.35 · Chemicals - Coagulent Aid	0.00	50.00	-50.00	0.0%
531.40 · Testing - Lab	0.00	250.00	-250.00	0.0%
531.45 · In Plant Test	64.44	175.00	-110.56	36.8%
531.55 · State Water Board Licensing	0.00	133.34	-133.34	0.0%
531.60 · CUPA Permit & other permits	0.00	125.00	-125.00	0.0%
531.70 · Alarm	96.00	26.67	69.33	360.0%
531.75 · Propane	0.00	83.34	-83.34	0.0%
Total 531.00 · SUPERVISION, LABOR & EXPENSE	8,099.99	9,528.15	-1,428.16	85.0%
532.00 · MAINTENANCE,STRUCTURES & IMPROV				
532.10 · Outside Services	0.00	41.67	-41.67	0.0%
532.20 · Supplies	67.56	125.00	-57.44	54.0%
532.30 · Tools	0.00	50.00	-50.00	0.0%
532.40 · Equipment Rental	0.00	87.50	-87.50	0.0%
Total 532.00 · MAINTENANCE,STRUCTURES & IMPROV	67.56	304.17	-236.61	22.2%
Total WATER TREATMENT	8,167.55	9,832.32	-1,664.77	83.1%
Total Expense	43,792.47	46,537.82	-2,745.35	94.1%
Net Ordinary Income	-3,779.27	-349.87	-3,429.40	1,080.2%
Other Income/Expense				
Other Income				
NON-OPERATING REVENUE				
498.00 · OTHER NON-OPERATING REVENUES				
498.10 · LATE FEES & PENALTIES				
Carrying Charges	1,050.00			
Total 498.10 · LATE FEES & PENALTIES	1,050.00			
498.20 · Application Processing Fee	450.00			
498.30 · Returned Check Charge	35.00			
498.45 · CIP Reserve	10,465.00	10,465.00	0.00	100.0%
Total 498.00 · OTHER NON-OPERATING REVENUES	12,000.00	10,465.00	1,535.00	114.7%
Total NON-OPERATING REVENUE	12,000.00	10,465.00	1,535.00	114.7%
Total Other Income	12,000.00	10,465.00	1,535.00	114.7%
Other Expense				
NON OPERATING EXPENSES				
591.00 · INTEREST ON LONG TERM DEBT	3,300.00			
Total NON OPERATING EXPENSES	3,300.00			

12:28 PM
01/12/22
Accrual Basis

Buckingham Park Water District
Profit & Loss Budget vs. Actual
December 2021

	<u>Dec 21</u>	<u>Budget</u>	<u>\$ Over Bud...</u>	<u>% of Budget</u>
590.00 · CAPITAL EXPENSES & MAJOR MAINT				
590.10 · SMALL CAPITAL PROJECTS	115.00			
Total 590.00 · CAPITAL EXPENSES & MAJOR MAINT	115.00			
Total Other Expense	3,415.00			
Net Other Income	8,585.00	10,465.00	-1,880.00	82.0%
Net Income	<u>4,805.73</u>	<u>10,115.13</u>	<u>-5,309.40</u>	<u>47.5%</u>

Buckingham Park Water District
Profit & Loss Budget vs. Actual
December 2021

REVENUE LESS THAN 100%

VARIANCES/NOTES

EXPENSES GREATER THAN 125%

Ordinary Income/Expense

Income

411.00 · WATER SALES

411.10 · Residential

5,951.02 11,888.36 -5,937.34 50.06%

Based off las tyears numbers

411.20 · Commercial

173.78 111.25 62.53 156.21%

Total 411.00 · WATER SALES

6,124.80 11,999.61 -5,874.81 51.04%

421.00 · WATER SERVICES

421.30 · Standby or Availability Charges

0.00 525.00 -525.00 0.0%

421.50 · Other

421.51 · Residential Base Rate

33,590.48 33,365.42 225.06 100.68%

421.52 · Business Base Rate

297.92 297.92 0.00 100.0%

Total 421.50 · Other

33,888.40 33,663.34 225.06 100.67%

Total 421.00 · WATER SERVICES

33,888.40 34,188.34 -299.94 99.12%

Total Income

40,013.20 46,187.95 -6,174.75 86.63%

Gross Profit

40,013.20 46,187.95 -6,174.75 86.63%

Expense

ADMINISTRATIVE & GENERAL

561.00 · Salaries

561.10 · Wages

7,787.92 8,760.31 -972.39 88.9%

561.20 · Paid Time Off

609.95 1,132.54 -522.59 53.86%

561.25 · Sick Pay

574.48 658.92 -84.44 87.19%

561.30 · Holiday Pay

1,922.08 1,976.80 -54.72 97.23%

561.35 · Bereavement

0.00 164.75 -164.75 0.0%

561.40 · Admin & General O.T. Wages

274.69 595.38 -320.69 46.14%

561.45 · Standby Stipend

840.00 930.00 -90.00 90.32%

561.50 · Call Back Pay

257.12 152.15 104.97 168.99%

Two Call outs

Total 561.00 · Salaries

12,266.24 14,370.85 -2,104.61 85.36%

562.00 · OFFICE SUPPLIES & OTHER EXPENSE

562.10 · PG&E/Utilities

234.28 250.00 -15.72 93.71%

562.15 · Telephone

0.00 166.67 -166.67 0.0%

562.20 · Internet

129.95 137.92 -7.97 94.22%

562.25 · Cell Phone

106.07 83.34 22.73 127.27%

Security Camera added to Account

562.30 · Pest Control

0.00 91.67 -91.67 0.0%

562.40 · Garbage

0.00 41.67 -41.67 0.0%

562.45 · Alarm

96.00 29.17 66.83 329.11%

Billed every 3 months

Buckingham Park Water District
Profit & Loss Budget vs. Actual
December 2021

REVENUE LESS THAN 100%

VARIANCES/NOTES

EXPENSES GREATER THAN 125%

	Dec 21	Budget	\$ Over Budget	% of Budget	
562.50 · Postage	0.00	283.34	-283.34	0.0%	
562.55 · Office Supplies	0.00	291.67	-291.67	0.0%	
562.60 · Copy Equipment & Supplies	391.45	458.34	-66.89	85.41%	
562.65 · Office Equipment	0.00	20.84	-20.84	0.0%	
562.70 · Dues,Subscriptions, Memberships	572.00	416.67	155.33	137.28%	CRWA Annual Renewal Fee
562.75 · Lien Filing & Recording Fees	0.00	8.34	-8.34	0.0%	
562.80 · Software License and Support	0.00	166.67	-166.67	0.0%	
562.85 · Bank Service Charges	270.03	291.67	-21.64	92.58%	
Total 562.00 · OFFICE SUPPLIES & OTHER EXPENSE	1,799.78	2,737.98	-938.20	65.73%	
563.00 · CONTRACTUAL SERVICES					
563.10 · Auditor	0.00	900.00	-900.00	0.0%	
563.20 · County Counsel	0.00	166.67	-166.67	0.0%	
563.40 · LAFCO	0.00	125.00	-125.00	0.0%	
563.50 · County of Lake Collection Svcs	18.50	83.34	-64.84	22.2%	
Total 563.00 · CONTRACTUAL SERVICES	18.50	1,275.01	-1,256.51	1.45%	
564.00 · PROPERTY INS.,INJURIES& DAMAGES					
564.10 · Liability Insurance	1,504.32	1,416.67	87.65	106.19%	
Total 564.00 · PROPERTY INS.,INJURIES& DAMAGES	1,504.32	1,416.67	87.65	106.19%	
565.00 · EMPLOYEES RETIREMENT & BENEFITS					
565.10 · PERS Medical	2,929.44	4,000.00	-1,070.56	73.24%	
565.20 · PERS/ Pension/ Retirement	1,343.53	2,508.34	-1,164.81	53.56%	
565.30 · Payroll Taxes					
565.31 · FICA (Federal Ins.Contribution)	1,652.78	1,484.17	168.61	111.36%	
565.32 · SUI (State Unemployment Ins)	0.00	183.34	-183.34	0.0%	
Total 565.30 · Payroll Taxes	1,652.78	1,667.51	-14.73	99.12%	
565.40 · Workers Comp Insurance	519.41	625.00	-105.59	83.11%	
Total 565.00 · EMPLOYEES RETIREMENT & BENEFITS	6,445.16	8,800.85	-2,355.69	73.23%	
568.00 · MAINTENANCE - GENERAL PLANT					
568.10 · Supplies	86.85	125.00	-38.15	69.48%	
Total 568.00 · MAINTENANCE - GENERAL PLANT	86.85	125.00	-38.15	69.48%	
569.00 · OTHER					
569.10 · Employee Uniforms	0.00	41.67	-41.67	0.0%	
569.20 · Seminar/Training Registration	-525.00	41.67	-566.67	-1,259.9%	
569.30 · Training-lodging,meals& mileage	0.00	50.00	-50.00	0.0%	
569.40 · Mileage Expense	0.00	8.34	-8.34	0.0%	

Buckingham Park Water District
Profit & Loss Budget vs. Actual
December 2021

REVENUE LESS THAN 100%

VARIANCES/NOTES

EXPENSES GREATER THAN 125%

	Dec 21	Budget	\$ Over Budget	% of Budget	
569.45 · Outside Services	0.00	125.00	-125.00	0.0%	
Total 569.00 · OTHER	-525.00	266.68	-791.68	-196.87%	
Total ADMINISTRATIVE & GENERAL	21,595.85	28,993.04	-7,397.19	74.49%	
CUSTOMER ACCOUNTS					
551.00 · SUPERVISION,METER READING&OTHER					
551.10 · Wages	291.85	353.69	-61.84	82.52%	
Total 551.00 · SUPERVISION,METER READING&OTHER	291.85	353.69	-61.84	82.52%	
Total CUSTOMER ACCOUNTS	291.85	353.69	-61.84	82.52%	
PUMPING					
521.00 · SUPERVISION, LABOR & EXPENSE					
521.10 · Wages	0.00	25.50	-25.50	0.0%	
521.20 · PG&E / Electricity	1,394.29	1,625.00	-230.71	85.8%	
Total 521.00 · SUPERVISION, LABOR & EXPENSE	1,394.29	1,650.50	-256.21	84.48%	
522.00 · MAINTENANCE,STRUCTURES & IMPROV					
522.10 · Outside Services	0.00	166.67	-166.67	0.0%	
522.20 · Supplies	0.00	8.34	-8.34	0.0%	
Total 522.00 · MAINTENANCE,STRUCTURES & IMPROV	0.00	175.01	-175.01	0.0%	
Total PUMPING	1,394.29	1,825.51	-431.22	76.38%	
SOURCE OF SUPPLY					
511.00 · SUPERVISION, LABOR & EXPENSES					
511.10 · Wages	0.00	23.62	-23.62	0.0%	
511.20 · PG&E / Electricity	509.03	650.00	-140.97	78.31%	
512.40 · Testing	0.00	472.09	-472.09	0.0%	
Total 511.00 · SUPERVISION, LABOR & EXPENSES	509.03	1,145.71	-636.68	44.43%	
512.00 · MAINTENANCE/STRUCTURES & IMPROV					
512.20 · Supplies	0.00	9.17	-9.17	0.0%	
Total 512.00 · MAINTENANCE/STRUCTURES & IMPROV	0.00	9.17	-9.17	0.0%	
Total SOURCE OF SUPPLY	509.03	1,154.88	-645.85	44.08%	
TRANSMISSION & DISTRIBUTION					
541.00 · SUPERVISION, LABOR & EXPENSES					
541.10 · Wages	2,393.05	1,685.85	707.20	141.95%	Varies Ok
541.20 · PG&E / Electricity	220.47	250.00	-29.53	88.19%	
541.40 · Safety & Security	0.00	125.00	-125.00	0.0%	
541.50 · State Water Board Licensing	0.00	133.34	-133.34	0.0%	
541.60 · Mileage Expense	166.40	208.34	-41.94	79.87%	

Buckingham Park Water District
Profit & Loss Budget vs. Actual
December 2021

REVENUE LESS THAN 100%

EXPENSES GREATER THAN 125%

VARIANCES/NOTES

	Dec 21	Budget	\$ Over Budget	% of Budget	
541.70 · Testing	35.00	237.50	-202.50	14.74%	
541.75 · Propane	0.00	41.67	-41.67	0.0%	
Total 541.00 · SUPERVISION, LABOR & EXPENSES	2,814.92	2,681.70	133.22	104.97%	
542.00 · MAINTENANCE,STRUCTURES & IMPROV					
542.50 · Maintenance Projects	8,177.09	1,250.00	6,927.09	654.17%	Aqua Sierra New PLC parts
542.10 · Outside Services	0.00	166.67	-166.67	0.0%	
542.20 · Supplies	841.89	83.34	758.55	1,010.19%	Supplies for Leak Repairs
542.30 · Tools	0.00	166.67	-166.67	0.0%	
542.40 · Equipment Rental	0.00	30.00	-30.00	0.0%	
Total 542.00 · MAINTENANCE,STRUCTURES & IMPROV	9,018.98	1,696.68	7,322.30	531.57%	
Total TRANSMISSION & DISTRIBUTION	11,833.90	4,378.38	7,455.52	270.28%	
WATER TREATMENT					
531.00 · SUPERVISION, LABOR & EXPENSE					
531.10 · Wages	6,653.89	6,955.62	-301.73	95.66%	
531.15 · PG&E / Electricity	265.58	312.50	-46.92	84.99%	
531.20 · Chemicals-PreChlor Sodium Hypo	204.73	333.34	-128.61	61.42%	
531.25 · Chemicals-PostChlor Sodium Hypo	260.76	416.67	-155.91	62.58%	
531.30 · Chemicals - Coagulent	554.59	666.67	-112.08	83.19%	
531.35 · Chemicals - Coagulent Aid	0.00	50.00	-50.00	0.0%	
531.40 · Testing - Lab	0.00	250.00	-250.00	0.0%	
531.45 · In Plant Test	64.44	175.00	-110.56	36.82%	
531.55 · State Water Board Licensing	0.00	133.34	-133.34	0.0%	
531.60 · CUPA Permit & other permits	0.00	125.00	-125.00	0.0%	
531.70 · Alarm	96.00	26.67	69.33	359.96%	Billed Every 3 Months
531.75 · Propane	0.00	83.34	-83.34	0.0%	
Total 531.00 · SUPERVISION, LABOR & EXPENSE	8,099.99	9,528.15	-1,428.16	85.01%	
532.00 · MAINTENANCE,STRUCTURES & IMPROV					
532.10 · Outside Services	0.00	41.67	-41.67	0.0%	
532.20 · Supplies	67.56	125.00	-57.44	54.05%	
532.30 · Tools	0.00	50.00	-50.00	0.0%	
532.40 · Equipment Rental	0.00	87.50	-87.50	0.0%	
Total 532.00 · MAINTENANCE,STRUCTURES & IMPROV	67.56	304.17	-236.61	22.21%	
Total WATER TREATMENT	8,167.55	9,832.32	-1,664.77	83.07%	
Total Expense	43,792.47	46,537.82	-2,745.35	94.1%	
Net Ordinary Income	-3,779.27	-349.87	-3,429.40	1,080.19%	

Buckingham Park Water District
Profit & Loss Budget vs. Actual
December 2021

REVENUE LESS THAN 100%

EXPENSES GREATER THAN 125%

VARIANCES/NOTES

	<u>Dec 21</u>	<u>Budget</u>	<u>\$ Over Budget</u>	<u>% of Budget</u>
Other Income/Expense				
Other Income				
NON-OPERATING REVENUE				
498.00 · OTHER NON-OPERATING REVENUES				
498.10 · LATE FEES & PENALTIES				
Carrying Charges	1,050.00	0.00	1,050.00	100.0%
Total 498.10 · LATE FEES & PENALTIES	1,050.00	0.00	1,050.00	100.0%
498.20 · Application Processing Fee	450.00	0.00	450.00	100.0%
498.30 · Returned Check Charge	35.00	0.00	35.00	100.0%
498.45 · CIP Reserve	10,465.00	10,465.00	0.00	100.0%
Total 498.00 · OTHER NON-OPERATING REVENUES	12,000.00	10,465.00	1,535.00	114.67%
Total NON-OPERATING REVENUE	12,000.00	10,465.00	1,535.00	114.67%
Total Other Income	12,000.00	10,465.00	1,535.00	114.67%
Other Expense				
NON OPERATING EXPENSES				
591.00 · INTEREST ON LONG TERM DEBT	3,300.00	0.00	3,300.00	100.0%
Total NON OPERATING EXPENSES	3,300.00	0.00	3,300.00	100.0%
590.00 · CAPITAL EXPENSES & MAJOR MAINT				
590.10 · SMALL CAPITAL PROJECTS	115.00	0.00	115.00	100.0%
Total 590.00 · CAPITAL EXPENSES & MAJOR MAINT	115.00	0.00	115.00	100.0%
Total Other Expense	3,415.00	0.00	3,415.00	100.0%
Net Other Income	8,585.00	10,465.00	-1,880.00	82.04%
Net Income	4,805.73	10,115.13	-5,309.40	47.51%

1:10 PM

01/14/22

Accrual Basis

Buckingham Park Water District
Transaction Detail By Account
 December 2021

Type	Date	Num	Name	Memo	Amount
411.00 · WATER SALES					
411.10 · Residential					
General Journal	12/02/2021	47060	Water Sales	Retd.' APS of 11/30/21 (111114501)	-109.88
General Journal	12/31/2021	47069	Water Sales	December 2021	6,158.38
General Journal	12/31/2021	47069	Water Sales	Write off from lien sale December 2021	-97.48
Total 411.10 · Residential					5,951.02
Total 411.00 · WATER SALES					5,951.02
TOTAL					5,951.02

1:10 PM

01/14/22

Accrual Basis

Buckingham Park Water District
Transaction Detail By Account
December 2021

Type	Date	Num	Name	Memo	Amount
ADMINISTRATIVE & GENERAL					
561.00 · Salaries					
561.50 · Call Back Pay					
Paycheck	12/23/2021	2962	Alan Mitchell		128.56
Paycheck	12/23/2021	2962	Alan Mitchell		128.56
Total 561.50 · Call Back Pay					257.12
Total 561.00 · Salaries					257.12
Total ADMINISTRATIVE & GENERAL					257.12
TOTAL					257.12

1:10 PM

01/14/22

Accrual Basis

Buckingham Park Water District
Transaction Detail By Account
December 2021

Type	Date	Num	Name	Memo	Amount
ADMINISTRATIVE & GENERAL					
562.00 · OFFICE SUPPLIES & OTHER EXPENSE					
562.25 · Cell Phone					
Bill	12/20/2021	98940...	Verizon Wireless	Nov 02 - Dec 01	106.07
Total 562.25 · Cell Phone					106.07
Total 562.00 · OFFICE SUPPLIES & OTHER EXPENSE					106.07
Total ADMINISTRATIVE & GENERAL					106.07
TOTAL					106.07

1:10 PM
 01/14/22
 Accrual Basis

**Buckingham Park Water District
 Transaction Detail By Account
 December 2021**

Type	Date	Num	Name	Memo	Amount
ADMINISTRATIVE & GENERAL					
562.00 · OFFICE SUPPLIES & OTHER EXPENSE					
562.45 · Alarm					
Bill	12/01/2021	8859	High Country Security		96.00
Total 562.45 · Alarm					96.00
Total 562.00 · OFFICE SUPPLIES & OTHER EXPENSE					96.00
Total ADMINISTRATIVE & GENERAL					96.00
TOTAL					96.00

1:11 PM

01/14/22

Accrual Basis

Buckingham Park Water District
Transaction Detail By Account
 December 2021

Type	Date	Num	Name	Memo	Amount
ADMINISTRATIVE & GENERAL					
562.00 · OFFICE SUPPLIES & OTHER EXPENSE					
562.70 · Dues,Subscriptions, Memberships					
Bill	12/20/2021		California Rural Wat...	Renewal Period Jan 2022 - Jan 2023	572.00
Total 562.70 · Dues,Subscriptions, Memberships					572.00
Total 562.00 · OFFICE SUPPLIES & OTHER EXPENSE					572.00
Total ADMINISTRATIVE & GENERAL					572.00
TOTAL					572.00

1:11 PM

01/14/22

Accrual Basis

Buckingham Park Water District
Transaction Detail By Account
 December 2021

Type	Date	Num	Name	Memo	Amount
TRANSMISSION & DISTRIBUTION					
541.00 · SUPERVISION, LABOR & EXPENSES					
541.10 · Wages					
Paycheck	12/10/2021	2938	Alan Mitchell		578.48
Paycheck	12/10/2021	2940	William A Rae		346.35
Paycheck	12/23/2021	2962	Alan Mitchell		642.75
Paycheck	12/23/2021	2964	William A Rae		825.47
Total 541.10 · Wages					2,393.05
Total 541.00 · SUPERVISION, LABOR & EXPENSES					2,393.05
Total TRANSMISSION & DISTRIBUTION					2,393.05
TOTAL					2,393.05

1:11 PM

01/14/22

Accrual Basis

Buckingham Park Water District
Transaction Detail By Account
 December 2021

Type	Date	Num	Name	Memo	Amount
TRANSMISSION & DISTRIBUTION					
542.00 · MAINTENANCE,STRUCTURES & IMPROV					
542.50 · Maintenance Projects					
Bill	12/07/2021	32027	Aqua Sierra Control...	back up CPU for PLC	3,472.80
Bill	12/07/2021	32023	Aqua Sierra Control...	CPU Repair	4,704.29
Total 542.50 · Maintenance Projects					8,177.09
Total 542.00 · MAINTENANCE,STRUCTURES & IMPROV					8,177.09
Total TRANSMISSION & DISTRIBUTION					8,177.09
TOTAL					8,177.09

1:12 PM

01/14/22

Accrual Basis

Buckingham Park Water District
Transaction Detail By Account
 December 2021

Type	Date	Num	Name	Memo	Amount
TRANSMISSION & DISTRIBUTION					
542.00 · MAINTENANCE,STRUCTURES & IMPROV					
542.20 · Supplies					
Bill	12/01/2021	02712...	Pace Supply	PO #2381-Ford Tee's	841.89
Total 542.20 · Supplies					841.89
Total 542.00 · MAINTENANCE,STRUCTURES & IMPROV					841.89
Total TRANSMISSION & DISTRIBUTION					841.89
TOTAL					841.89

1:12 PM
 01/14/22
 Accrual Basis

Buckingham Park Water District
Transaction Detail By Account
 December 2021

Type	Date	Num	Name	Memo	Amount
WATER TREATMENT					
531.00 · SUPERVISION, LABOR & EXPENSE					
531.70 · Alarm					
Bill	12/01/2021	8859	High Country Security		96.00
Total 531.70 · Alarm					96.00
Total 531.00 · SUPERVISION, LABOR & EXPENSE					96.00
Total WATER TREATMENT					96.00
TOTAL					96.00

12:26 PM
01/12/22
Accrual Basis

Buckingham Park Water District

Profit & Loss Budget vs. Actual
July through December 2021

	Jul - Dec 21	Budget	\$ Over Bud...	% of Budget
Ordinary Income/Expense				
Income				
411.00 · WATER SALES				
411.10 · Residential	117,519.61	145,956.64	-28,437.03	80.5%
411.20 · Commercial	2,105.04	1,387.78	717.26	151.7%
Total 411.00 · WATER SALES	119,624.65	147,344.42	-27,719.77	81.2%
421.00 · WATER SERVICES				
421.30 · Standby or Availability Charges	0.00	3,150.00	-3,150.00	0.0%
421.50 · Other				
421.51 · Residential Base Rate	201,244.96	200,192.48	1,052.48	100.5%
421.52 · Business Base Rate	1,787.52	1,787.48	0.04	100.0%
Total 421.50 · Other	203,032.48	201,979.96	1,052.52	100.5%
Total 421.00 · WATER SERVICES	203,032.48	205,129.96	-2,097.48	99.0%
Total Income	322,657.13	352,474.38	-29,817.25	91.5%
Gross Profit	322,657.13	352,474.38	-29,817.25	91.5%
Expense				
ADMINISTRATIVE & GENERAL				
561.00 · Salaries				
561.10 · Wages	54,536.64	56,942.99	-2,406.35	95.8%
561.20 · Paid Time Off	10,607.54	7,363.49	3,244.05	144.1%
561.25 · Sick Pay	1,282.49	4,282.02	-2,999.53	30.0%
561.30 · Holiday Pay	4,233.36	5,931.40	-1,698.04	71.4%
561.35 · Bereavement	0.00	991.50	-991.50	0.0%
561.40 · Admin & General O.T. Wages	2,182.45	3,870.02	-1,687.57	56.4%
561.45 · Standby Stipend	5,460.00	5,520.00	-60.00	98.9%
561.50 · Call Back Pay	1,714.64	991.02	723.62	173.0%
Total 561.00 · Salaries	80,017.12	85,892.44	-5,875.32	93.2%
562.00 · OFFICE SUPPLIES & OTHER EXPENSE				
562.10 · PG&E/Utilities	1,413.82	1,500.00	-86.18	94.3%
562.15 · Telephone	900.81	999.98	-99.17	90.1%
562.20 · Internet	779.70	827.48	-47.78	94.2%
562.25 · Cell Phone	614.56	499.96	114.60	122.9%
562.30 · Pest Control	556.53	549.98	6.55	101.2%
562.40 · Garbage	52.85	249.98	-197.13	21.1%
562.45 · Alarm	272.00	174.98	97.02	155.4%
562.50 · Postage	1,342.98	1,699.96	-356.98	79.0%
562.55 · Office Supplies	840.96	1,749.98	-909.02	48.1%
562.60 · Copy Equipment & Supplies	2,488.68	2,749.96	-261.28	90.5%
562.65 · Office Equipment	0.00	124.96	-124.96	0.0%
562.70 · Dues, Subscriptions, Memberships	3,409.83	2,499.98	909.85	136.4%
562.75 · Lien Filing & Recording Fees	14.00	49.96	-35.96	28.0%
562.80 · Software License and Support	889.00	999.98	-110.98	88.9%
562.85 · Bank Service Charges	1,381.32	1,749.98	-368.66	78.9%
Total 562.00 · OFFICE SUPPLIES & OTHER EXPENSE	14,957.04	16,427.12	-1,470.08	91.1%
563.00 · CONTRACTUAL SERVICES				
563.10 · Auditor	9,750.00	5,400.00	4,350.00	180.6%
563.20 · County Counsel	0.00	999.98	-999.98	0.0%
563.40 · LAFCO	0.00	750.00	-750.00	0.0%
563.50 · County of Lake Collection Svcs	603.19	499.96	103.23	120.6%
Total 563.00 · CONTRACTUAL SERVICES	10,353.19	7,649.94	2,703.25	135.3%
564.00 · PROPERTY INS., INJURIES & DAMAGES				
564.10 · Liability Insurance	7,521.60	8,499.98	-978.38	88.5%
Total 564.00 · PROPERTY INS., INJURIES & DAMAGES	7,521.60	8,499.98	-978.38	88.5%
565.00 · EMPLOYEES RETIREMENT & BENEFITS				
565.10 · PERS Medical	17,576.64	24,000.00	-6,423.36	73.2%

12:26 PM
01/12/22
Accrual Basis

Buckingham Park Water District

Profit & Loss Budget vs. Actual
July through December 2021

	Jul - Dec 21	Budget	\$ Over Bud...	% of Budget
565.20 · PERS/ Pension/ Retirement	8,874.97	15,049.96	-6,174.99	59.0%
565.30 · Payroll Taxes				
565.31 · FICA (Federal Ins.Contribution)	12,608.78	8,904.98	3,703.80	141.6%
565.32 · SUI (State Unemployment Ins)	550.72	1,099.96	-549.24	50.1%
565.30 · Payroll Taxes - Other	119.14			
Total 565.30 · Payroll Taxes	13,278.64	10,004.94	3,273.70	132.7%
565.40 · Workers Comp Insurance	5,667.84	3,750.00	1,917.84	151.1%
Total 565.00 · EMPLOYEES RETIREMENT & BENEFITS	45,398.09	52,804.90	-7,406.81	86.0%
568.00 · MAINTENANCE - GENERAL PLANT				
568.10 · Supplies	637.74	750.00	-112.26	85.0%
Total 568.00 · MAINTENANCE - GENERAL PLANT	637.74	750.00	-112.26	85.0%
569.00 · OTHER				
569.10 · Employee Uniforms	113.90	249.98	-136.08	45.6%
569.20 · Seminar/Training Registration	299.00	249.98	49.02	119.6%
569.30 · Training-lodging,meals& mileage	2,887.16	300.00	2,587.16	962.4%
569.40 · Mileage Expense	0.00	49.96	-49.96	0.0%
569.45 · Outside Services	233.76	750.00	-516.24	31.2%
Total 569.00 · OTHER	3,533.82	1,599.92	1,933.90	220.9%
Total ADMINISTRATIVE & GENERAL	162,418.60	173,624.30	-11,205.70	93.5%
CUSTOMER ACCOUNTS				
551.00 · SUPERVISION,METER READING&OTHER				
551.10 · Wages	2,382.10	2,301.01	81.09	103.5%
Total 551.00 · SUPERVISION,METER READING&OTHER	2,382.10	2,301.01	81.09	103.5%
Total CUSTOMER ACCOUNTS	2,382.10	2,301.01	81.09	103.5%
PUMPING				
521.00 · SUPERVISION, LABOR & EXPENSE				
521.10 · Wages	0.00	153.00	-153.00	0.0%
521.20 · PG&E / Electricity	10,761.41	9,750.00	1,011.41	110.4%
Total 521.00 · SUPERVISION, LABOR & EXPENSE	10,761.41	9,903.00	858.41	108.7%
522.00 · MAINTENANCE,STRUCTURES & IMPROV				
522.10 · Outside Services	695.50	999.98	-304.48	69.6%
522.20 · Supplies	40.00	49.96	-9.96	80.1%
Total 522.00 · MAINTENANCE,STRUCTURES & IMPROV	735.50	1,049.94	-314.44	70.1%
Total PUMPING	11,496.91	10,952.94	543.97	105.0%
SOURCE OF SUPPLY				
511.00 · SUPERVISION, LABOR & EXPENSES				
511.10 · Wages	0.00	152.48	-152.48	0.0%
511.20 · PG&E / Electricity	3,928.79	3,900.00	28.79	100.7%
512.40 · Testing	4,464.00	2,832.46	1,631.54	157.6%
Total 511.00 · SUPERVISION, LABOR & EXPENSES	8,392.79	6,884.94	1,507.85	121.9%
512.00 · MAINTENANCE/STRUCTURES & IMPROV				
512.20 · Supplies	203.80	54.98	148.82	370.7%
Total 512.00 · MAINTENANCE/STRUCTURES & IMPROV	203.80	54.98	148.82	370.7%
Total SOURCE OF SUPPLY	8,596.59	6,939.92	1,656.67	123.9%
TRANSMISSION & DISTRIBUTION				
541.00 · SUPERVISION, LABOR & EXPENSES				
541.10 · Wages	11,774.28	10,957.98	816.30	107.4%
541.20 · PG&E / Electricity	1,279.19	1,500.00	-220.81	85.3%
541.30 · Parts & Meters	-88.09			
541.40 · Safety & Security	0.00	750.00	-750.00	0.0%

12:26 PM
01/12/22
Accrual Basis

Buckingham Park Water District

Profit & Loss Budget vs. Actual
July through December 2021

	Jul - Dec 21	Budget	\$ Over Bud...	% of Budget
541.50 · State Water Board Licensing	0.00	799.96	-799.96	0.0%
541.60 · Mileage Expense	794.53	1,348.32	-553.79	58.9%
541.70 · Testing	1,025.00	1,425.00	-400.00	71.9%
541.75 · Propane	521.40	249.98	271.42	208.6%
Total 541.00 · SUPERVISION, LABOR & EXPENSES	15,306.31	17,031.24	-1,724.93	89.9%
542.00 · MAINTENANCE, STRUCTURES & IMPROV				
542.50 · Maintenance Projects	24,031.39	7,500.00	16,531.39	320.4%
542.10 · Outside Services	793.61	999.98	-206.37	79.4%
542.20 · Supplies	2,270.04	499.96	1,770.08	454.0%
542.30 · Tools	590.08	999.98	-409.90	59.0%
542.40 · Equipment Rental	0.00	175.00	-175.00	0.0%
Total 542.00 · MAINTENANCE, STRUCTURES & IMPROV	27,685.12	10,174.92	17,510.20	272.1%
Total TRANSMISSION & DISTRIBUTION	42,991.43	27,206.16	15,785.27	158.0%
WATER TREATMENT				
531.00 · SUPERVISION, LABOR & EXPENSE				
531.10 · Wages	48,416.68	45,211.48	3,205.20	107.1%
531.15 · PG&E / Electricity	2,049.81	1,875.00	174.81	109.3%
531.20 · Chemicals-PreChlor Sodium Hypo	2,494.51	1,999.96	494.55	124.7%
531.25 · Chemicals-PostChlor Sodium Hypo	3,560.07	2,499.98	1,060.09	142.4%
531.30 · Chemicals - Coagulant	5,338.08	3,999.98	1,338.10	133.5%
531.35 · Chemicals - Coagulant Aid	499.14	300.00	199.14	166.4%
531.40 · Testing - Lab	3,147.92	1,500.00	1,647.92	209.9%
531.45 · In Plant Test	571.47	1,050.00	-478.53	54.4%
531.55 · State Water Board Licensing	0.00	799.96	-799.96	0.0%
531.60 · CUPA Permit & other permits	1,522.36	750.00	772.36	203.0%
531.70 · Alarm	280.58	159.98	120.60	175.4%
531.75 · Propane	0.00	499.96	-499.96	0.0%
Total 531.00 · SUPERVISION, LABOR & EXPENSE	67,880.62	60,646.30	7,234.32	111.9%
532.00 · MAINTENANCE, STRUCTURES & IMPROV				
532.10 · Outside Services	177.52	249.98	-72.46	71.0%
532.20 · Supplies	772.12	750.00	22.12	102.9%
532.30 · Tools	225.00	300.00	-75.00	75.0%
532.40 · Equipment Rental	0.00	525.00	-525.00	0.0%
Total 532.00 · MAINTENANCE, STRUCTURES & IMPROV	1,174.64	1,824.98	-650.34	64.4%
Total WATER TREATMENT	69,055.26	62,471.28	6,583.98	110.5%
Total Expense	296,940.89	283,495.61	13,445.28	104.7%
Net Ordinary Income	25,716.24	68,978.77	-43,262.53	37.3%
Other Income/Expense				
Other Income				
NON-OPERATING REVENUE				
492.00 · INTEREST REVENUE				
492.20 · Bank/Investment Interest Receiv	1,381.27	0.00	1,381.27	100.0%
Total 492.00 · INTEREST REVENUE	1,381.27	0.00	1,381.27	100.0%
493.00 · TAXES & ASSESSMENTS	-17,806.59			
498.00 · OTHER NON-OPERATING REVENUES				
498.10 · LATE FEES & PENALTIES				
Backflow Assessments	-150.00			
Carrying Charges	1,890.00			
Total 498.10 · LATE FEES & PENALTIES	1,740.00			
498.15 · Resumption of Service Fee	125.00			
498.20 · Application Processing Fee	2,700.00			
498.25 · Liens	400.00			
498.30 · Returned Check Charge	105.00			
498.45 · CIP Reserve	62,698.00	62,790.00	-92.00	99.9%

12:26 PM
01/12/22
Accrual Basis

Buckingham Park Water District
Profit & Loss Budget vs. Actual
July through December 2021

	<u>Jul - Dec 21</u>	<u>Budget</u>	<u>\$ Over Bud...</u>	<u>% of Budget</u>
498.55 · Misc.				
Earned Discount	135.70			
498.55 · Misc. - Other	25.00			
Total 498.55 · Misc.	<u>160.70</u>			
Total 498.00 · OTHER NON-OPERATING REVENUES	<u>67,928.70</u>	<u>62,790.00</u>	<u>5,138.70</u>	<u>108.2%</u>
Total NON-OPERATING REVENUE	<u>51,503.38</u>	<u>62,790.00</u>	<u>-11,286.62</u>	<u>82.0%</u>
Total Other Income	<u>51,503.38</u>	<u>62,790.00</u>	<u>-11,286.62</u>	<u>82.0%</u>
Other Expense				
NON OPERATING EXPENSES				
591.00 · INTEREST ON LONG TERM DEBT	3,300.00			
Total NON OPERATING EXPENSES	<u>3,300.00</u>			
590.00 · CAPITAL EXPENSES & MAJOR MAINT				
590.10 · SMALL CAPITAL PROJECTS	690.00			
Total 590.00 · CAPITAL EXPENSES & MAJOR MAINT	<u>690.00</u>			
Total Other Expense	<u>3,990.00</u>			
Net Other Income	<u>47,513.38</u>	<u>62,790.00</u>	<u>-15,276.62</u>	<u>75.7%</u>
Net Income	<u>73,229.62</u>	<u>131,768.77</u>	<u>-58,539.15</u>	<u>55.6%</u>

Buckingham Park Water District
Profit & Loss Budget vs. Actual
July through December 2021

REVENUE LESS THAN 100%

VARIANCES/NOTES

EXPENSES GREATER THAN 125%

Ordinary Income/Expense

Income

411.00 · WATER SALES

411.10 · Residential

117,519.61 145,956.64 -28,437.03 80.52%

Based off last years Numbers

411.20 · Commercial

2,105.04 1,387.78 717.26 151.68%

Total 411.00 · WATER SALES

119,624.65 147,344.42 -27,719.77 81.19%

421.00 · WATER SERVICES

421.30 · Standby or Availability Charges

0.00 3,150.00 -3,150.00 0.0%

421.50 · Other

421.51 · Residential Base Rate

201,244.96 200,192.48 1,052.48 100.53%

421.52 · Business Base Rate

1,787.52 1,787.48 0.04 100.0%

Total 421.50 · Other

203,032.48 201,979.96 1,052.52 100.52%

Total 421.00 · WATER SERVICES

203,032.48 205,129.96 -2,097.48 98.98%

Total Income

322,657.13 352,474.38 -29,817.25 91.54%

Gross Profit

322,657.13 352,474.38 -29,817.25 91.54%

Expense

ADMINISTRATIVE & GENERAL

561.00 · Salaries

561.10 · Wages

54,536.64 56,942.99 -2,406.35 95.77%

561.20 · Paid Time Off

10,607.54 7,363.49 3,244.05 144.06%

Approved PTO

561.25 · Sick Pay

1,282.49 4,282.02 -2,999.53 29.95%

561.30 · Holiday Pay

4,233.36 5,931.40 -1,698.04 71.37%

561.35 · Bereavement

0.00 991.50 -991.50 0.0%

561.40 · Admin & General O.T. Wages

2,182.45 3,870.02 -1,687.57 56.39%

561.45 · Standby Stipend

5,460.00 5,520.00 -60.00 98.91%

561.50 · Call Back Pay

1,714.64 991.02 723.62 173.02%

Call Back to plant

Total 561.00 · Salaries

80,017.12 85,892.44 -5,875.32 93.16%

562.00 · OFFICE SUPPLIES & OTHER EXPENSE

562.10 · PG&E/Utilities

1,413.82 1,500.00 -86.18 94.26%

562.15 · Telephone

900.81 999.98 -99.17 90.08%

562.20 · Internet

779.70 827.48 -47.78 94.23%

562.25 · Cell Phone

614.56 499.96 114.60 122.92%

562.30 · Pest Control

556.53 549.98 6.55 101.19%

562.40 · Garbage

52.85 249.98 -197.13 21.14%

562.45 · Alarm

272.00 174.98 97.02 155.45%

Annual System Test

562.50 · Postage

1,342.98 1,699.96 -356.98 79.0%

562.55 · Office Supplies

840.96 1,749.98 -909.02 48.06%

562.60 · Copy Equipment & Supplies

2,488.68 2,749.96 -261.28 90.5%

Buckingham Park Water District
Profit & Loss Budget vs. Actual
July through December 2021

REVENUE LESS THAN 100%

EXPENSES GREATER THAN 125%

VARIANCES/NOTES

	Jul - Dec 21	Budget	\$ Over Budget	% of Budget	
562.65 · Office Equipment	0.00	124.96	-124.96	0.0%	
562.70 · Dues,Subscriptions, Memberships	3,409.83	2,499.98	909.85	136.39%	Emergency intake permitting
562.75 · Lien Filing & Recording Fees	14.00	49.96	-35.96	28.02%	
562.80 · Software License and Support	889.00	999.98	-110.98	88.9%	
562.85 · Bank Service Charges	1,381.32	1,749.98	-368.66	78.93%	
Total 562.00 · OFFICE SUPPLIES & OTHER EXPENSE	14,957.04	16,427.12	-1,470.08	91.05%	
563.00 · CONTRACTUAL SERVICES					
563.10 · Auditor	9,750.00	5,400.00	4,350.00	180.56%	PMINT for FY 2020 Audit
563.20 · County Counsel	0.00	999.98	-999.98	0.0%	
563.40 · LAFCO	0.00	750.00	-750.00	0.0%	
563.50 · County of Lake Collection Svcs	603.19	499.96	103.23	120.65%	
Total 563.00 · CONTRACTUAL SERVICES	10,353.19	7,649.94	2,703.25	135.34%	
564.00 · PROPERTY INS.,INJURIES& DAMAGES					
564.10 · Liability Insurance	7,521.60	8,499.98	-978.38	88.49%	
Total 564.00 · PROPERTY INS.,INJURIES& DAMAGES	7,521.60	8,499.98	-978.38	88.49%	
565.00 · EMPLOYEES RETIREMENT & BENEFITS					
565.10 · PERS Medical	17,576.64	24,000.00	-6,423.36	73.24%	
565.20 · PERS/ Pension/ Retirement	8,874.97	15,049.96	-6,174.99	58.97%	
565.30 · Payroll Taxes					
565.31 · FICA (Federal Ins.Contribution)	12,608.78	8,904.98	3,703.80	141.59%	US Treasury
565.32 · SUI (State Unemployment Ins)	550.72	1,099.96	-549.24	50.07%	
565.30 · Payroll Taxes - Other	119.14				Needs Corrected
Total 565.30 · Payroll Taxes	13,278.64	10,004.94	3,273.70	132.72%	
565.40 · Workers Comp Insurance	5,667.84	3,750.00	1,917.84	151.14%	Annual Adjustment
Total 565.00 · EMPLOYEES RETIREMENT & BENEFITS	45,398.09	52,804.90	-7,406.81	85.97%	
568.00 · MAINTENANCE - GENERAL PLANT					
568.10 · Supplies	637.74	750.00	-112.26	85.03%	
Total 568.00 · MAINTENANCE - GENERAL PLANT	637.74	750.00	-112.26	85.03%	
569.00 · OTHER					
569.10 · Employee Uniforms	113.90	249.98	-136.08	45.56%	
569.20 · Seminar/Training Registration	299.00	249.98	49.02	119.61%	
569.30 · Training-lodging,meals& mileage	2,887.16	300.00	2,587.16	962.39%	AW/LG Conferences
569.40 · Mileage Expense	0.00	49.96	-49.96	0.0%	
569.45 · Outside Services	233.76	750.00	-516.24	31.17%	
Total 569.00 · OTHER	3,533.82	1,599.92	1,933.90	220.88%	
Total ADMINISTRATIVE & GENERAL	162,418.60	173,624.30	-11,205.70	93.55%	
CUSTOMER ACCOUNTS					
551.00 · SUPERVISION,METER READING&OTHER					

Buckingham Park Water District
Profit & Loss Budget vs. Actual
July through December 2021

REVENUE LESS THAN 100%

EXPENSES GREATER THAN 125%

VARIANCES/NOTES

	Jul - Dec 21	Budget	\$ Over Budget	% of Budget	
551.10 · Wages	2,382.10	2,301.01	81.09	103.52%	
Total 551.00 · SUPERVISION,METER READING&OTHER	2,382.10	2,301.01	81.09	103.52%	
Total CUSTOMER ACCOUNTS	2,382.10	2,301.01	81.09	103.52%	
PUMPING					
521.00 · SUPERVISION, LABOR & EXPENSE					
521.10 · Wages	0.00	153.00	-153.00	0.0%	
521.20 · PG&E / Electricity	10,761.41	9,750.00	1,011.41	110.37%	
Total 521.00 · SUPERVISION, LABOR & EXPENSE	10,761.41	9,903.00	858.41	108.67%	
522.00 · MAINTENANCE,STRUCTURES & IMPROV					
522.10 · Outside Services	695.50	999.98	-304.48	69.55%	
522.20 · Supplies	40.00	49.96	-9.96	80.06%	
Total 522.00 · MAINTENANCE,STRUCTURES & IMPROV	735.50	1,049.94	-314.44	70.05%	
Total PUMPING	11,496.91	10,952.94	543.97	104.97%	
SOURCE OF SUPPLY					
511.00 · SUPERVISION, LABOR & EXPENSES					
511.10 · Wages	0.00	152.48	-152.48	0.0%	
511.20 · PG&E / Electricity	3,928.79	3,900.00	28.79	100.74%	
512.40 · Testing	4,464.00	2,832.46	1,631.54	157.6%	Required Microcystin testing
Total 511.00 · SUPERVISION, LABOR & EXPENSES	8,392.79	6,884.94	1,507.85	121.9%	
512.00 · MAINTENANCE/STRUCTURES & IMPROV					
512.20 · Supplies	203.80	54.98	148.82	370.68%	Recorded wrong being corrected
Total 512.00 · MAINTENANCE/STRUCTURES & IMPROV	203.80	54.98	148.82	370.68%	
Total SOURCE OF SUPPLY	8,596.59	6,939.92	1,656.67	123.87%	
TRANSMISSION & DISTRIBUTION					
541.00 · SUPERVISION, LABOR & EXPENSES					
541.10 · Wages	11,774.28	10,957.98	816.30	107.45%	
541.20 · PG&E / Electricity	1,279.19	1,500.00	-220.81	85.28%	
541.30 · Parts & Meters	-88.09				
541.40 · Safety & Security	0.00	750.00	-750.00	0.0%	
541.50 · State Water Board Licensing	0.00	799.96	-799.96	0.0%	
541.60 · Mileage Expense	794.53	1,348.32	-553.79	58.93%	
541.70 · Testing	1,025.00	1,425.00	-400.00	71.93%	
541.75 · Propane	521.40	249.98	271.42	208.58%	Zone 1 take filled
Total 541.00 · SUPERVISION, LABOR & EXPENSES	15,306.31	17,031.24	-1,724.93	89.87%	
542.00 · MAINTENANCE,STRUCTURES & IMPROV					
542.50 · Maintenance Projects	24,031.39	7,500.00	16,531.39	320.42%	Aqua Sierra PLC work and parts
542.10 · Outside Services	793.61	999.98	-206.37	79.36%	
542.20 · Supplies	2,270.04	499.96	1,770.08	454.04%	Leak Repair Fittings

Buckingham Park Water District
Profit & Loss Budget vs. Actual
July through December 2021

REVENUE LESS THAN 100%

EXPENSES GREATER THAN 125%

VARIANCES/NOTES

	Jul - Dec 21	Budget	\$ Over Budget	% of Budget	
542.30 · Tools	590.08	999.98	-409.90	59.01%	
542.40 · Equipment Rental	0.00	175.00	-175.00	0.0%	
Total 542.00 · MAINTENANCE,STRUCTURES & IMPROV	27,685.12	10,174.92	17,510.20	272.09%	
Total TRANSMISSION & DISTRIBUTION	42,991.43	27,206.16	15,785.27	158.02%	
WATER TREATMENT					
531.00 · SUPERVISION, LABOR & EXPENSE					
531.10 · Wages	48,416.68	45,211.48	3,205.20	107.09%	
531.15 · PG&E / Electricity	2,049.81	1,875.00	174.81	109.32%	
531.20 · Chemicals-PreChlor Sodium Hypo	2,494.51	1,999.96	494.55	124.73%	
531.25 · Chemicals-PostChlor Sodium Hypo	3,560.07	2,499.98	1,060.09	142.4%	Price Increase
531.30 · Chemicals - Coagluent	5,338.08	3,999.98	1,338.10	133.45%	High Demand due to high Organics in water
531.35 · Chemicals - Coagluent Aid	499.14	300.00	199.14	166.38%	High Demand due to high Organics in water
531.40 · Testing - Lab	3,147.92	1,500.00	1,647.92	209.86%	Required Microcystin testing
531.45 · In Plant Test	571.47	1,050.00	-478.53	54.43%	
531.55 · State Water Board Licensing	0.00	799.96	-799.96	0.0%	
531.60 · CUPA Permit & other permits	1,522.36	750.00	772.36	202.98%	Leak Repair Permits
531.70 · Alarm	280.58	159.98	120.60	175.38%	Annual System Test
531.75 · Propane	0.00	499.96	-499.96	0.0%	
Total 531.00 · SUPERVISION, LABOR & EXPENSE	67,880.62	60,646.30	7,234.32	111.93%	
532.00 · MAINTENANCE,STRUCTURES & IMPROV					
532.10 · Outside Services	177.52	249.98	-72.46	71.01%	
532.20 · Supplies	772.12	750.00	22.12	102.95%	
532.30 · Tools	225.00	300.00	-75.00	75.0%	
532.40 · Equipment Rental	0.00	525.00	-525.00	0.0%	
Total 532.00 · MAINTENANCE,STRUCTURES & IMPROV	1,174.64	1,824.98	-650.34	64.37%	
Total WATER TREATMENT	69,055.26	62,471.28	6,583.98	110.54%	
Total Expense	296,940.89	283,495.61	13,445.28	104.74%	
Net Ordinary Income	25,716.24	68,978.77	-43,262.53	37.28%	
Other Income/Expense					
Other Income					
NON-OPERATING REVENUE					
492.00 · INTEREST REVENUE					
492.20 · Bank/Investment Interest Receiv	1,381.27	0.00	1,381.27	100.0%	
Total 492.00 · INTEREST REVENUE	1,381.27	0.00	1,381.27	100.0%	
493.00 · TAXES & ASSESSMENTS	-17,806.59	0.00	-17,806.59	100.0%	Sent to tax roll
498.00 · OTHER NON-OPERATING REVENUES					
498.10 · LATE FEES & PENALTIES					
Backflow Assessments	-150.00	0.00	-150.00	100.0%	

Buckingham Park Water District
Profit & Loss Budget vs. Actual
July through December 2021

REVENUE LESS THAN 100%

EXPENSES GREATER THAN 125%

VARIANCES/NOTES

	Jul - Dec 21	Budget	\$ Over Budget	% of Budget
Carrying Charges	1,890.00	0.00	1,890.00	100.0%
Total 498.10 · LATE FEES & PENALTIES	1,740.00	0.00	1,740.00	100.0%
498.15 · Resumption of Service Fee	125.00	0.00	125.00	100.0%
498.20 · Application Processing Fee	2,700.00	0.00	2,700.00	100.0%
498.25 · Liens	400.00	0.00	400.00	100.0%
498.30 · Returned Check Charge	105.00	0.00	105.00	100.0%
498.45 · CIP Reserve	62,698.00	62,790.00	-92.00	99.85% OK
498.55 · Misc.				
Earned Discount	135.70	0.00	135.70	100.0%
498.55 · Misc. - Other	25.00	0.00	25.00	100.0%
Total 498.55 · Misc.	160.70	0.00	160.70	100.0%
Total 498.00 · OTHER NON-OPERATING REVENUES	67,928.70	62,790.00	5,138.70	108.18%
Total NON-OPERATING REVENUE	51,503.38	62,790.00	-11,286.62	82.03%
Total Other Income	51,503.38	62,790.00	-11,286.62	82.03%
Other Expense				
NON OPERATING EXPENSES				
591.00 · INTEREST ON LONG TERM DEBT	3,300.00	0.00	3,300.00	100.0%
Total NON OPERATING EXPENSES	3,300.00	0.00	3,300.00	100.0%
590.00 · CAPITAL EXPENSES & MAJOR MAINT				
590.10 · SMALL CAPITAL PROJECTS	690.00	0.00	690.00	100.0%
Total 590.00 · CAPITAL EXPENSES & MAJOR MAINT	690.00	0.00	690.00	100.0%
Total Other Expense	3,990.00	0.00	3,990.00	100.0%
Net Other Income	47,513.38	62,790.00	-15,276.62	75.67%
Net Income	73,229.62	131,768.77	-58,539.15	55.57%

Buckingham Park Water District
Transaction Detail By Account
 July through December 2021

1:13 PM

01/14/22

Accrual Basis

Type	Date	Num	Name	Memo	Amount
411.00 · WATER SALES					
411.10 · Residential					
General Journal	07/31/2021	47024	Water Sales	July 2021	30,798.10
General Journal	08/31/2021	47034	Water Sales	August 2021	29,767.14
General Journal	09/30/2021	47046	Water Sales	September 2021	27,607.29
General Journal	10/31/2021	47053	Water Sales	October 2021	15,886.56
Check	11/09/2021	2894	Janis Andre	Over Payment from Escrow	-21.45
General Journal	11/30/2021	47064	Water Sales	November 2021	7,509.50
General Journal	11/30/2021	47064	Water Sales	Customer refund overpayment escrow Nove...	21.45
General Journal	12/02/2021	47060	Water Sales	Retd.' APS of 11/30/21 (111114501)	-109.88
General Journal	12/31/2021	47069	Water Sales	December 2021	6,158.38
General Journal	12/31/2021	47069	Water Sales	Write off from lien sale December 2021	-97.48
Total 411.10 · Residential					117,519.61
Total 411.00 · WATER SALES					117,519.61
TOTAL					117,519.61

1:14 PM
 01/14/22
 Accrual Basis

Buckingham Park Water District
Transaction Detail By Account
 July through December 2021

Type	Date	Num	Name	Memo	Amount
ADMINISTRATIVE & GENERAL					
561.00 · Salaries					
561.20 · Paid Time Off					
Paycheck	07/09/2021	2681	Lori A Gonzalez		178.88
Paycheck	07/09/2021	2679	Ahimsah O Wonder...		846.72
Paycheck	07/23/2021	2698	Ahimsah O Wonder...	VOID:	0.00
Paycheck	07/23/2021	2701	William A Rae	VOID:	0.00
Paycheck	07/23/2021	2707	Ahimsah O Wonder...		1,128.96
Paycheck	07/23/2021	2709	William A Rae		65.97
Paycheck	08/06/2021	2724	Ahimsah O Wonder...		282.24
Paycheck	08/06/2021	2728	William A Rae		11.00
Paycheck	08/20/2021	2744	Ahimsah O Wonder...		35.28
Paycheck	08/20/2021	2745	Alan Mitchell		353.51
Paycheck	09/03/2021	2771	Lori A Gonzalez		5.59
Paycheck	09/17/2021	2795	Alan Mitchell		10.71
Paycheck	09/17/2021	2797	William A Rae		121.22
Paycheck	10/01/2021	2821	Lori A Gonzalez		715.52
Paycheck	10/15/2021	2844	Ahimsah O Wonder...		564.48
Paycheck	10/15/2021	2845	Alan Mitchell		1,714.00
Paycheck	10/15/2021	2847	William A Rae		23.09
Paycheck	10/29/2021	2865	Ahimsah O Wonder...		564.48
Paycheck	10/29/2021	2866	Alan Mitchell		1,714.00
Paycheck	10/29/2021	2868	William A Rae		184.72
Paycheck	11/12/2021	2884	Ahimsah O Wonder...	VOID:	0.00
Paycheck	11/12/2021	2885	Alan Mitchell		1,028.40
Paycheck	11/12/2021	2887	William A Rae		184.72
Paycheck	11/12/2021	2892	Ahimsah O Wonder...		79.38
Paycheck	11/24/2021	2913	William A Rae		184.72
Paycheck	12/10/2021	2937	Ahimsah O Wonder...		282.24
Paycheck	12/10/2021	2940	William A Rae		242.45
Paycheck	12/23/2021	2963	Lori A Gonzalez		85.26
Total 561.20 · Paid Time Off					10,607.54
Total 561.00 · Salaries					10,607.54
Total ADMINISTRATIVE & GENERAL					10,607.54
TOTAL					10,607.54

Buckingham Park Water District
Transaction Detail By Account
 July through December 2021

1:14 PM

01/14/22

Accrual Basis

Type	Date	Num	Name	Memo	Amount
ADMINISTRATIVE & GENERAL					
561.00 · Salaries					
561.50 · Call Back Pay					
Paycheck	07/09/2021	2680	Alan Mitchell	VOID: Standby not on check	0.00
Paycheck	07/09/2021	2683	William A Rae	VOID:cust acct wage not updat...	0.00
Paycheck	07/09/2021	2684	Alan Mitchell		128.56
Paycheck	07/09/2021	2685	William A Rae		131.96
Paycheck	07/23/2021	2699	Alan Mitchell	VOID:	0.00
Paycheck	07/23/2021	2708	Alan Mitchell	VOID:	0.00
Paycheck	07/23/2021	2722	Alan Mitchell		128.56
Paycheck	08/06/2021	2728	William A Rae		65.98
Paycheck	09/03/2021	2773	William A Rae		69.28
Paycheck	09/17/2021	2795	Alan Mitchell		128.56
Paycheck	09/17/2021	2797	William A Rae		164.54
Paycheck	10/15/2021	2845	Alan Mitchell		128.56
Paycheck	10/15/2021	2847	William A Rae		69.28
Paycheck	10/29/2021	2868	William A Rae		207.84
Paycheck	11/12/2021	2884	Ahimsah O Wonder...	VOID:	0.00
Paycheck	11/12/2021	2892	Ahimsah O Wonder...		105.84
Paycheck	11/24/2021	2910	Alan Mitchell		128.56
Paycheck	12/23/2021	2962	Alan Mitchell		128.56
Paycheck	12/23/2021	2962	Alan Mitchell		128.56
Total 561.50 · Call Back Pay					1,714.64
Total 561.00 · Salaries					1,714.64
Total ADMINISTRATIVE & GENERAL					1,714.64
TOTAL					1,714.64

1:14 PM

01/14/22

Accrual Basis

Buckingham Park Water District
Transaction Detail By Account
 July through December 2021

Type	Date	Num	Name	Memo	Amount
ADMINISTRATIVE & GENERAL					
562.00 · OFFICE SUPPLIES & OTHER EXPENSE					
562.45 · Alarm					
Bill	07/28/2021	8222	High Country Security	Annual System Test	80.00
Bill	09/01/2021	8335	High Country Security		96.00
Bill	12/01/2021	8859	High Country Security		96.00
Total 562.45 · Alarm					272.00
Total 562.00 · OFFICE SUPPLIES & OTHER EXPENSE					272.00
Total ADMINISTRATIVE & GENERAL					272.00
TOTAL					272.00

Buckingham Park Water District
Transaction Detail By Account
 July through December 2021

1:15 PM

01/14/22

Accrual Basis

Type	Date	Num	Name	Memo	Amount
ADMINISTRATIVE & GENERAL					
562.00 · OFFICE SUPPLIES & OTHER EXPENSE					
562.70 · Dues,Subscriptions, Memberships					
Bill	07/20/2021	10407...	USA North 811	Annual Fee 2020	150.00
Bill	08/03/2021	Will Rae	Wine Country Water...	Annual Membership	30.00
Bill	08/04/2021	48405...	Capital One Trade C...	Annual Membership	39.99
Bill	09/15/2021	4866-...	US Bank		215.88
Check	09/27/2021	2818	County Of Lake Dep...	Emergency Water Intake	425.00
Bill	11/01/2021	025-3...	Tyler Technologies, ...	Annual Maintenance 12/01/21 - 11/30/22	1,916.96
Bill	11/08/2021	Op. #...	State Water Resour...	Ahimsah Wonderwheel Operator Renewal for 2022	60.00
Bill	12/20/2021		California Rural Wat...	Renewal Period Jan 2022 - Jan 2023	572.00
Total 562.70 · Dues,Subscriptions, Memberships					3,409.83
Total 562.00 · OFFICE SUPPLIES & OTHER EXPENSE					3,409.83
Total ADMINISTRATIVE & GENERAL					3,409.83
TOTAL					3,409.83

1:15 PM

01/14/22

Accrual Basis

Buckingham Park Water District
Transaction Detail By Account
 July through December 2021

Type	Date	Num	Name	Memo	Amount
ADMINISTRATIVE & GENERAL					
563.00 · CONTRACTUAL SERVICES					
563.10 · Auditor					
Bill	07/30/2021	10291	Stroub Thompson N...	Audit for Fiscal year June 30, 2020	9,750.00
Total 563.10 · Auditor					9,750.00
Total 563.00 · CONTRACTUAL SERVICES					9,750.00
Total ADMINISTRATIVE & GENERAL					9,750.00
TOTAL					9,750.00

1:15 PM

01/14/22

Accrual Basis

**Buckingham Park Water District
Transaction Detail By Account
July through December 2021**

Type	Date	Num	Name	Memo	Amount
ADMINISTRATIVE & GENERAL					
565.00 · EMPLOYEES RETIREMENT & BENEFITS					
565.30 · Payroll Taxes					
565.31 · FICA (Federal Ins.Contribution)					
Paycheck	07/09/2021	2680	Alan Mitchell	VOID: Standby not on check	0.00
Paycheck	07/09/2021	2680	Alan Mitchell	VOID: Standby not on check	0.00
Paycheck	07/09/2021	2680	Alan Mitchell	VOID: Standby not on check	0.00
Paycheck	07/09/2021	2680	Alan Mitchell	VOID: Standby not on check	0.00
Paycheck	07/09/2021	2680	Alan Mitchell	VOID: Standby not on check	0.00
Paycheck	07/09/2021	2680	Alan Mitchell	VOID: Standby not on check	0.00
Paycheck	07/09/2021	2680	Alan Mitchell	VOID: Standby not on check	0.00
Paycheck	07/09/2021	2681	Lori A Gonzalez		97.39
Paycheck	07/09/2021	2681	Lori A Gonzalez		6.58
Paycheck	07/09/2021	2681	Lori A Gonzalez		11.09
Paycheck	07/09/2021	2681	Lori A Gonzalez		22.78
Paycheck	07/09/2021	2681	Lori A Gonzalez		1.54
Paycheck	07/09/2021	2681	Lori A Gonzalez		2.59
Paycheck	07/09/2021	2682	Nakia D Foskett		11.16
Paycheck	07/09/2021	2682	Nakia D Foskett		2.61
Paycheck	07/09/2021	2683	William A Rae	VOID:cust acct wage not updated to 2...	0.00
Paycheck	07/09/2021	2683	William A Rae	VOID:cust acct wage not updated to 2...	0.00
Paycheck	07/09/2021	2683	William A Rae	VOID:cust acct wage not updated to 2...	0.00
Paycheck	07/09/2021	2683	William A Rae	VOID:cust acct wage not updated to 2...	0.00
Paycheck	07/09/2021	2683	William A Rae	VOID:cust acct wage not updated to 2...	0.00
Paycheck	07/09/2021	2683	William A Rae	VOID:cust acct wage not updated to 2...	0.00
Paycheck	07/09/2021	2683	William A Rae	VOID:cust acct wage not updated to 2...	0.00
Paycheck	07/09/2021	2683	William A Rae	VOID:cust acct wage not updated to 2...	0.00
Paycheck	07/09/2021	2683	William A Rae	VOID:cust acct wage not updated to 2...	0.00
Paycheck	07/09/2021	2679	Ahimsah O Wonder...		131.51
Paycheck	07/09/2021	2679	Ahimsah O Wonder...		52.50
Paycheck	07/09/2021	2679	Ahimsah O Wonder...		30.75
Paycheck	07/09/2021	2679	Ahimsah O Wonder...		12.28
Paycheck	07/09/2021	2684	Alan Mitchell		173.02
Paycheck	07/09/2021	2684	Alan Mitchell		13.28
Paycheck	07/09/2021	2684	Alan Mitchell		7.97
Paycheck	07/09/2021	2684	Alan Mitchell		26.57
Paycheck	07/09/2021	2684	Alan Mitchell		13.02
Paycheck	07/09/2021	2684	Alan Mitchell		40.47
Paycheck	07/09/2021	2684	Alan Mitchell		3.11
Paycheck	07/09/2021	2684	Alan Mitchell		1.86
Paycheck	07/09/2021	2684	Alan Mitchell		6.21
Paycheck	07/09/2021	2684	Alan Mitchell		3.04
Paycheck	07/09/2021	2685	William A Rae		69.70
Paycheck	07/09/2021	2685	William A Rae		16.36
Paycheck	07/09/2021	2685	William A Rae		8.18
Paycheck	07/09/2021	2685	William A Rae		10.91
Paycheck	07/09/2021	2685	William A Rae		13.63

1:15 PM
 01/14/22
 Accrual Basis

Buckingham Park Water District
Transaction Detail By Account
 July through December 2021

Type	Date	Num	Name	Memo	Amount
Paycheck	07/09/2021	2685	William A Rae		13.02
Paycheck	07/09/2021	2685	William A Rae		16.30
Paycheck	07/09/2021	2685	William A Rae		3.83
Paycheck	07/09/2021	2685	William A Rae		1.91
Paycheck	07/09/2021	2685	William A Rae		2.55
Paycheck	07/09/2021	2685	William A Rae		3.19
Paycheck	07/09/2021	2685	William A Rae		3.05
Paycheck	07/23/2021	2698	Ahimsah O Wonder...	VOID:	0.00
Paycheck	07/23/2021	2698	Ahimsah O Wonder...	VOID:	0.00
Paycheck	07/23/2021	2698	Ahimsah O Wonder...	VOID:	0.00
Paycheck	07/23/2021	2698	Ahimsah O Wonder...	VOID:	0.00
Paycheck	07/23/2021	2698	Ahimsah O Wonder...	VOID:	0.00
Paycheck	07/23/2021	2698	Ahimsah O Wonder...	VOID:	0.00
Paycheck	07/23/2021	2699	Alan Mitchell	VOID:	0.00
Paycheck	07/23/2021	2699	Alan Mitchell	VOID:	0.00
Paycheck	07/23/2021	2699	Alan Mitchell	VOID:	0.00
Paycheck	07/23/2021	2699	Alan Mitchell	VOID:	0.00
Paycheck	07/23/2021	2699	Alan Mitchell	VOID:	0.00
Paycheck	07/23/2021	2699	Alan Mitchell	VOID:	0.00
Paycheck	07/23/2021	2699	Alan Mitchell	VOID:	0.00
Paycheck	07/23/2021	2699	Alan Mitchell	VOID:	0.00
Paycheck	07/23/2021	2699	Alan Mitchell	VOID:	0.00
Paycheck	07/23/2021	2699	Alan Mitchell	VOID:	0.00
Paycheck	07/23/2021	2699	Alan Mitchell	VOID:	0.00
Paycheck	07/23/2021	2699	Alan Mitchell	VOID:	0.00
Paycheck	07/23/2021	2699	Alan Mitchell	VOID:	0.00
Paycheck	07/23/2021	2699	Alan Mitchell	VOID:	0.00
Paycheck	07/23/2021	2699	Alan Mitchell	VOID:	0.00
Paycheck	07/23/2021	2700	Lori A Gonzalez		114.54
Paycheck	07/23/2021	2700	Lori A Gonzalez		26.79
Paycheck	07/23/2021	2701	William A Rae	VOID:	0.00
Paycheck	07/23/2021	2701	William A Rae	VOID:	0.00
Paycheck	07/23/2021	2701	William A Rae	VOID:	0.00
Paycheck	07/23/2021	2701	William A Rae	VOID:	0.00
Paycheck	07/23/2021	2701	William A Rae	VOID:	0.00
Paycheck	07/23/2021	2701	William A Rae	VOID:	0.00
Paycheck	07/23/2021	2701	William A Rae	VOID:	0.00
Paycheck	07/23/2021	2701	William A Rae	VOID:	0.00
Paycheck	07/23/2021	2701	William A Rae	VOID:	0.00
Paycheck	07/23/2021	2701	William A Rae	VOID:	0.00
Paycheck	07/23/2021	2707	Ahimsah O Wonder...		69.99
Paycheck	07/23/2021	2707	Ahimsah O Wonder...		17.50
Paycheck	07/23/2021	2707	Ahimsah O Wonder...		91.60
Paycheck	07/23/2021	2707	Ahimsah O Wonder...		16.38
Paycheck	07/23/2021	2707	Ahimsah O Wonder...		4.09
Paycheck	07/23/2021	2707	Ahimsah O Wonder...		21.42
Paycheck	07/23/2021	2708	Alan Mitchell	VOID:	0.00
Paycheck	07/23/2021	2708	Alan Mitchell	VOID:	0.00
Paycheck	07/23/2021	2708	Alan Mitchell	VOID:	0.00
Paycheck	07/23/2021	2708	Alan Mitchell	VOID:	0.00
Paycheck	07/23/2021	2708	Alan Mitchell	VOID:	0.00
Paycheck	07/23/2021	2708	Alan Mitchell	VOID:	0.00
Paycheck	07/23/2021	2708	Alan Mitchell	VOID:	0.00
Paycheck	07/23/2021	2708	Alan Mitchell	VOID:	0.00
Paycheck	07/23/2021	2708	Alan Mitchell	VOID:	0.00
Paycheck	07/23/2021	2708	Alan Mitchell	VOID:	0.00

Buckingham Park Water District
Transaction Detail By Account
 July through December 2021

1:15 PM

01/14/22

Accrual Basis

Type	Date	Num	Name	Memo	Amount
Paycheck	07/23/2021	2708	Alan Mitchell	VOID:	0.00
Paycheck	07/23/2021	2708	Alan Mitchell	VOID:	0.00
Paycheck	07/23/2021	2708	Alan Mitchell	VOID:	0.00
Paycheck	07/23/2021	2708	Alan Mitchell	VOID:	0.00
Paycheck	07/23/2021	2709	William A Rae		66.13
Paycheck	07/23/2021	2709	William A Rae		40.90
Paycheck	07/23/2021	2709	William A Rae		4.09
Paycheck	07/23/2021	2709	William A Rae		14.88
Paycheck	07/23/2021	2709	William A Rae		15.46
Paycheck	07/23/2021	2709	William A Rae		9.56
Paycheck	07/23/2021	2709	William A Rae		0.96
Paycheck	07/23/2021	2709	William A Rae		3.48
Paycheck	07/23/2021	2722	Alan Mitchell		153.77
Paycheck	07/23/2021	2722	Alan Mitchell		21.25
Paycheck	07/23/2021	2722	Alan Mitchell		7.97
Paycheck	07/23/2021	2722	Alan Mitchell		21.25
Paycheck	07/23/2021	2722	Alan Mitchell		21.25
Paycheck	07/23/2021	2722	Alan Mitchell		11.16
Paycheck	07/23/2021	2722	Alan Mitchell		35.96
Paycheck	07/23/2021	2722	Alan Mitchell		4.97
Paycheck	07/23/2021	2722	Alan Mitchell		1.86
Paycheck	07/23/2021	2722	Alan Mitchell		4.97
Paycheck	07/23/2021	2722	Alan Mitchell		4.97
Paycheck	07/23/2021	2722	Alan Mitchell		2.61
Paycheck	08/06/2021	2724	Ahimsah O Wonder...		168.97
Paycheck	08/06/2021	2724	Ahimsah O Wonder...		17.50
Paycheck	08/06/2021	2724	Ahimsah O Wonder...		39.52
Paycheck	08/06/2021	2724	Ahimsah O Wonder...		4.09
Paycheck	08/06/2021	2725	Alan Mitchell		165.04
Paycheck	08/06/2021	2725	Alan Mitchell		33.21
Paycheck	08/06/2021	2725	Alan Mitchell		18.60
Paycheck	08/06/2021	2725	Alan Mitchell		13.02
Paycheck	08/06/2021	2725	Alan Mitchell		38.60
Paycheck	08/06/2021	2725	Alan Mitchell		7.77
Paycheck	08/06/2021	2725	Alan Mitchell		4.35
Paycheck	08/06/2021	2725	Alan Mitchell		3.04
Paycheck	08/06/2021	2726	Lori A Gonzalez		101.38
Paycheck	08/06/2021	2726	Lori A Gonzalez		11.09
Paycheck	08/06/2021	2726	Lori A Gonzalez		23.71
Paycheck	08/06/2021	2726	Lori A Gonzalez		2.59
Paycheck	08/06/2021	2727	Nakia D Foskett		11.16
Paycheck	08/06/2021	2727	Nakia D Foskett		2.61
Paycheck	08/06/2021	2728	William A Rae		57.60
Paycheck	08/06/2021	2728	William A Rae		47.04
Paycheck	08/06/2021	2728	William A Rae		4.09
Paycheck	08/06/2021	2728	William A Rae		0.68
Paycheck	08/06/2021	2728	William A Rae		6.82
Paycheck	08/06/2021	2728	William A Rae		13.02
Paycheck	08/06/2021	2728	William A Rae		13.47

1:15 PM

Buckingham Park Water District
Transaction Detail By Account
 July through December 2021

01/14/22

Accrual Basis

Type	Date	Num	Name	Memo	Amount
Paycheck	08/06/2021	2728	William A Rae		11.00
Paycheck	08/06/2021	2728	William A Rae		0.96
Paycheck	08/06/2021	2728	William A Rae		0.16
Paycheck	08/06/2021	2728	William A Rae		1.59
Paycheck	08/06/2021	2728	William A Rae		3.05
Paycheck	08/20/2021	2744	Ahimsah O Wonder...		178.54
Paycheck	08/20/2021	2744	Ahimsah O Wonder...		2.19
Paycheck	08/20/2021	2744	Ahimsah O Wonder...		41.76
Paycheck	08/20/2021	2744	Ahimsah O Wonder...		0.51
Paycheck	08/20/2021	2745	Alan Mitchell		151.44
Paycheck	08/20/2021	2745	Alan Mitchell		43.17
Paycheck	08/20/2021	2745	Alan Mitchell		21.92
Paycheck	08/20/2021	2745	Alan Mitchell		13.02
Paycheck	08/20/2021	2745	Alan Mitchell		35.41
Paycheck	08/20/2021	2745	Alan Mitchell		10.10
Paycheck	08/20/2021	2745	Alan Mitchell		5.13
Paycheck	08/20/2021	2745	Alan Mitchell		3.05
Paycheck	08/20/2021	2746	Lori A Gonzalez		112.99
Paycheck	08/20/2021	2746	Lori A Gonzalez		26.42
Paycheck	08/20/2021	2747	William A Rae		67.49
Paycheck	08/20/2021	2747	William A Rae		39.54
Paycheck	08/20/2021	2747	William A Rae		4.09
Paycheck	08/20/2021	2747	William A Rae		13.02
Paycheck	08/20/2021	2747	William A Rae		15.78
Paycheck	08/20/2021	2747	William A Rae		9.25
Paycheck	08/20/2021	2747	William A Rae		0.96
Paycheck	08/20/2021	2747	William A Rae		3.04
Paycheck	09/03/2021	2769	Ahimsah O Wonder...		185.66
Paycheck	09/03/2021	2769	Ahimsah O Wonder...		43.41
Paycheck	09/03/2021	2770	Alan Mitchell		169.36
Paycheck	09/03/2021	2770	Alan Mitchell		41.18
Paycheck	09/03/2021	2770	Alan Mitchell		15.94
Paycheck	09/03/2021	2770	Alan Mitchell		13.02
Paycheck	09/03/2021	2770	Alan Mitchell		39.61
Paycheck	09/03/2021	2770	Alan Mitchell		9.63
Paycheck	09/03/2021	2770	Alan Mitchell		3.73
Paycheck	09/03/2021	2770	Alan Mitchell		3.04
Paycheck	09/03/2021	2771	Lori A Gonzalez		112.11
Paycheck	09/03/2021	2771	Lori A Gonzalez		0.35
Paycheck	09/03/2021	2771	Lori A Gonzalez		26.23
Paycheck	09/03/2021	2771	Lori A Gonzalez		0.08
Paycheck	09/03/2021	2772	Nakia D Foskett		19.84
Paycheck	09/03/2021	2772	Nakia D Foskett		4.64
Paycheck	09/03/2021	2773	William A Rae		57.43
Paycheck	09/03/2021	2773	William A Rae		40.80
Paycheck	09/03/2021	2773	William A Rae		8.95
Paycheck	09/03/2021	2773	William A Rae		10.02
Paycheck	09/03/2021	2773	William A Rae		4.30
Paycheck	09/03/2021	2773	William A Rae		13.02

Buckingham Park Water District
Transaction Detail By Account
 July through December 2021

1:15 PM

01/14/22

Accrual Basis

Type	Date	Num	Name	Memo	Amount
Paycheck	09/03/2021	2773	William A Rae		13.45
Paycheck	09/03/2021	2773	William A Rae		9.54
Paycheck	09/03/2021	2773	William A Rae		2.09
Paycheck	09/03/2021	2773	William A Rae		2.34
Paycheck	09/03/2021	2773	William A Rae		1.00
Paycheck	09/03/2021	2773	William A Rae		3.04
Check	09/03/2021	ACH	United States Treas...	Federal Withholding	1,116.00
Paycheck	09/17/2021	2794	Ahimsah O Wonder...		159.12
Paycheck	09/17/2021	2794	Ahimsah O Wonder...		17.50
Paycheck	09/17/2021	2794	Ahimsah O Wonder...		37.22
Paycheck	09/17/2021	2794	Ahimsah O Wonder...		4.09
Paycheck	09/17/2021	2795	Alan Mitchell		158.42
Paycheck	09/17/2021	2795	Alan Mitchell		37.19
Paycheck	09/17/2021	2795	Alan Mitchell		7.97
Paycheck	09/17/2021	2795	Alan Mitchell		0.66
Paycheck	09/17/2021	2795	Alan Mitchell		21.25
Paycheck	09/17/2021	2795	Alan Mitchell		13.02
Paycheck	09/17/2021	2795	Alan Mitchell		37.04
Paycheck	09/17/2021	2795	Alan Mitchell		8.70
Paycheck	09/17/2021	2795	Alan Mitchell		1.86
Paycheck	09/17/2021	2795	Alan Mitchell		0.16
Paycheck	09/17/2021	2795	Alan Mitchell		4.97
Paycheck	09/17/2021	2795	Alan Mitchell		3.05
Paycheck	09/17/2021	2796	Lori A Gonzalez		101.90
Paycheck	09/17/2021	2796	Lori A Gonzalez		11.09
Paycheck	09/17/2021	2796	Lori A Gonzalez		23.83
Paycheck	09/17/2021	2796	Lori A Gonzalez		2.59
Paycheck	09/17/2021	2797	William A Rae		78.91
Paycheck	09/17/2021	2797	William A Rae		32.93
Paycheck	09/17/2021	2797	William A Rae		10.20
Paycheck	09/17/2021	2797	William A Rae		7.52
Paycheck	09/17/2021	2797	William A Rae		13.02
Paycheck	09/17/2021	2797	William A Rae		18.45
Paycheck	09/17/2021	2797	William A Rae		7.70
Paycheck	09/17/2021	2797	William A Rae		2.39
Paycheck	09/17/2021	2797	William A Rae		1.76
Paycheck	09/17/2021	2797	William A Rae		3.05
Check	09/20/2021	ACH	United States Treas...	Filing taxes for June 30, 2021 late Pe...	406.41
Paycheck	10/01/2021	2819	Ahimsah O Wonder...		179.91
Paycheck	10/01/2021	2819	Ahimsah O Wonder...		42.08
Paycheck	10/01/2021	2820	Alan Mitchell		184.31
Paycheck	10/01/2021	2820	Alan Mitchell		30.55
Paycheck	10/01/2021	2820	Alan Mitchell		13.02
Paycheck	10/01/2021	2820	Alan Mitchell		43.10
Paycheck	10/01/2021	2820	Alan Mitchell		7.15
Paycheck	10/01/2021	2820	Alan Mitchell		3.05
Paycheck	10/01/2021	2821	Lori A Gonzalez		68.10
Paycheck	10/01/2021	2821	Lori A Gonzalez		44.36
Paycheck	10/01/2021	2821	Lori A Gonzalez		15.93

Buckingham Park Water District
Transaction Detail By Account
 July through December 2021

1:15 PM

01/14/22

Accrual Basis

Type	Date	Num	Name	Memo	Amount
Paycheck	10/01/2021	2821	Lori A Gonzalez		10.37
Paycheck	10/01/2021	2822	Nakia D Foskett		19.84
Paycheck	10/01/2021	2822	Nakia D Foskett		4.64
Paycheck	10/01/2021	2823	William A Rae		83.58
Paycheck	10/01/2021	2823	William A Rae		20.04
Paycheck	10/01/2021	2823	William A Rae		11.45
Paycheck	10/01/2021	2823	William A Rae		13.02
Paycheck	10/01/2021	2823	William A Rae		19.54
Paycheck	10/01/2021	2823	William A Rae		4.69
Paycheck	10/01/2021	2823	William A Rae		2.68
Paycheck	10/01/2021	2823	William A Rae		3.04
Paycheck	10/15/2021	2844	Ahimsah O Wonder...		159.68
Paycheck	10/15/2021	2844	Ahimsah O Wonder...		35.00
Paycheck	10/15/2021	2844	Ahimsah O Wonder...		37.34
Paycheck	10/15/2021	2844	Ahimsah O Wonder...		8.19
Paycheck	10/15/2021	2845	Alan Mitchell		145.46
Paycheck	10/15/2021	2845	Alan Mitchell		5.31
Paycheck	10/15/2021	2845	Alan Mitchell		5.31
Paycheck	10/15/2021	2845	Alan Mitchell		7.97
Paycheck	10/15/2021	2845	Alan Mitchell		106.27
Paycheck	10/15/2021	2845	Alan Mitchell		7.44
Paycheck	10/15/2021	2845	Alan Mitchell		34.03
Paycheck	10/15/2021	2845	Alan Mitchell		1.24
Paycheck	10/15/2021	2845	Alan Mitchell		1.24
Paycheck	10/15/2021	2845	Alan Mitchell		1.86
Paycheck	10/15/2021	2845	Alan Mitchell		24.85
Paycheck	10/15/2021	2845	Alan Mitchell		1.74
Paycheck	10/15/2021	2846	Lori A Gonzalez		112.47
Paycheck	10/15/2021	2846	Lori A Gonzalez		26.30
Paycheck	10/15/2021	2847	William A Rae		156.22
Paycheck	10/15/2021	2847	William A Rae		14.32
Paycheck	10/15/2021	2847	William A Rae		1.43
Paycheck	10/15/2021	2847	William A Rae		4.30
Paycheck	10/15/2021	2847	William A Rae		1.43
Paycheck	10/15/2021	2847	William A Rae		18.60
Paycheck	10/15/2021	2847	William A Rae		36.55
Paycheck	10/15/2021	2847	William A Rae		3.35
Paycheck	10/15/2021	2847	William A Rae		0.33
Paycheck	10/15/2021	2847	William A Rae		1.00
Paycheck	10/15/2021	2847	William A Rae		0.33
Paycheck	10/15/2021	2847	William A Rae		4.35
Check	10/25/2021	ACH	United States Treas...	Makeup Q3 Federal	178.24
Paycheck	10/29/2021	2865	Ahimsah O Wonder...		143.27
Paycheck	10/29/2021	2865	Ahimsah O Wonder...		35.00
Paycheck	10/29/2021	2865	Ahimsah O Wonder...		33.51
Paycheck	10/29/2021	2865	Ahimsah O Wonder...		8.18
Paycheck	10/29/2021	2866	Alan Mitchell		106.27
Paycheck	10/29/2021	2866	Alan Mitchell		99.30
Paycheck	10/29/2021	2866	Alan Mitchell		7.97

1:15 PM
 01/14/22
 Accrual Basis

Buckingham Park Water District
Transaction Detail By Account
 July through December 2021

Type	Date	Num	Name	Memo	Amount
Paycheck	10/29/2021	2866	Alan Mitchell		5.58
Paycheck	10/29/2021	2866	Alan Mitchell		24.85
Paycheck	10/29/2021	2866	Alan Mitchell		23.22
Paycheck	10/29/2021	2866	Alan Mitchell		1.86
Paycheck	10/29/2021	2866	Alan Mitchell		1.31
Paycheck	10/29/2021	2867	Lori A Gonzalez		110.90
Paycheck	10/29/2021	2867	Lori A Gonzalez		25.94
Paycheck	10/29/2021	2868	William A Rae		93.23
Paycheck	10/29/2021	2868	William A Rae		15.75
Paycheck	10/29/2021	2868	William A Rae		12.89
Paycheck	10/29/2021	2868	William A Rae		11.45
Paycheck	10/29/2021	2868	William A Rae		20.46
Paycheck	10/29/2021	2868	William A Rae		21.81
Paycheck	10/29/2021	2868	William A Rae		3.68
Paycheck	10/29/2021	2868	William A Rae		3.01
Paycheck	10/29/2021	2868	William A Rae		2.68
Paycheck	10/29/2021	2869	Nakia D Foskett		4.79
Paycheck	10/29/2021	2869	Nakia D Foskett		24.80
Paycheck	11/12/2021	2884	Ahimsah O Wonder...	VOID:	5.80
Paycheck	11/12/2021	2884	Ahimsah O Wonder...	VOID:	0.00
Paycheck	11/12/2021	2884	Ahimsah O Wonder...	VOID:	0.00
Paycheck	11/12/2021	2884	Ahimsah O Wonder...	VOID:	0.00
Paycheck	11/12/2021	2884	Ahimsah O Wonder...	VOID:	0.00
Paycheck	11/12/2021	2884	Ahimsah O Wonder...	VOID:	0.00
Paycheck	11/12/2021	2884	Ahimsah O Wonder...	VOID:	0.00
Paycheck	11/12/2021	2884	Ahimsah O Wonder...	VOID:	0.00
Paycheck	11/12/2021	2884	Ahimsah O Wonder...	VOID:	0.00
Paycheck	11/12/2021	2884	Ahimsah O Wonder...	VOID:	0.00
Paycheck	11/12/2021	2884	Ahimsah O Wonder...	VOID:	0.00
Paycheck	11/12/2021	2884	Ahimsah O Wonder...	VOID:	0.00
Paycheck	11/12/2021	2884	Ahimsah O Wonder...	VOID:	0.00
Paycheck	11/12/2021	2885	Alan Mitchell		119.88
Paycheck	11/12/2021	2885	Alan Mitchell		21.25
Paycheck	11/12/2021	2885	Alan Mitchell		10.63
Paycheck	11/12/2021	2885	Alan Mitchell		63.76
Paycheck	11/12/2021	2885	Alan Mitchell		11.16
Paycheck	11/12/2021	2885	Alan Mitchell		28.04
Paycheck	11/12/2021	2885	Alan Mitchell		4.97
Paycheck	11/12/2021	2885	Alan Mitchell		2.49
Paycheck	11/12/2021	2885	Alan Mitchell		14.91
Paycheck	11/12/2021	2885	Alan Mitchell		2.61
Paycheck	11/12/2021	2886	Lori A Gonzalez		111.43
Paycheck	11/12/2021	2886	Lori A Gonzalez		26.06
Paycheck	11/12/2021	2887	William A Rae		68.36
Paycheck	11/12/2021	2887	William A Rae		25.77
Paycheck	11/12/2021	2887	William A Rae		10.02
Paycheck	11/12/2021	2887	William A Rae		11.45
Paycheck	11/12/2021	2887	William A Rae		13.02
Paycheck	11/12/2021	2887	William A Rae		15.99

Buckingham Park Water District
Transaction Detail By Account
 July through December 2021

1:15 PM

01/14/22

Accrual Basis

Type	Date	Num	Name	Memo	Amount
Paycheck	11/12/2021	2887	William A Rae		6.03
Paycheck	11/12/2021	2887	William A Rae		2.34
Paycheck	11/12/2021	2887	William A Rae		2.68
Paycheck	11/12/2021	2887	William A Rae		3.04
Paycheck	11/12/2021	2892	Ahimsah O Wonder...		173.62
Paycheck	11/12/2021	2892	Ahimsah O Wonder...		6.56
Paycheck	11/12/2021	2892	Ahimsah O Wonder...		6.56
Paycheck	11/12/2021	2892	Ahimsah O Wonder...		2.19
Paycheck	11/12/2021	2892	Ahimsah O Wonder...		4.92
Paycheck	11/12/2021	2892	Ahimsah O Wonder...		1.86
Paycheck	11/12/2021	2892	Ahimsah O Wonder...		40.62
Paycheck	11/12/2021	2892	Ahimsah O Wonder...		1.53
Paycheck	11/12/2021	2892	Ahimsah O Wonder...		1.53
Paycheck	11/12/2021	2892	Ahimsah O Wonder...		0.51
Paycheck	11/12/2021	2892	Ahimsah O Wonder...		1.15
Paycheck	11/12/2021	2892	Ahimsah O Wonder...		0.43
Paycheck	11/24/2021	2909	Ahimsah O Wonder...		3.83
Paycheck	11/24/2021	2909	Ahimsah O Wonder...		2.19
Paycheck	11/24/2021	2909	Ahimsah O Wonder...		183.46
Paycheck	11/24/2021	2909	Ahimsah O Wonder...		1.86
Paycheck	11/24/2021	2909	Ahimsah O Wonder...		0.90
Paycheck	11/24/2021	2909	Ahimsah O Wonder...		0.51
Paycheck	11/24/2021	2909	Ahimsah O Wonder...		42.91
Paycheck	11/24/2021	2909	Ahimsah O Wonder...		0.43
Paycheck	11/24/2021	2910	Alan Mitchell		178.67
Paycheck	11/24/2021	2910	Alan Mitchell		18.60
Paycheck	11/24/2021	2910	Alan Mitchell		21.25
Paycheck	11/24/2021	2910	Alan Mitchell		7.97
Paycheck	11/24/2021	2910	Alan Mitchell		13.02
Paycheck	11/24/2021	2910	Alan Mitchell		41.79
Paycheck	11/24/2021	2910	Alan Mitchell		4.35
Paycheck	11/24/2021	2910	Alan Mitchell		4.97
Paycheck	11/24/2021	2910	Alan Mitchell		1.86
Paycheck	11/24/2021	2910	Alan Mitchell		3.04
Paycheck	11/24/2021	2911	Lori A Gonzalez		118.94
Paycheck	11/24/2021	2911	Lori A Gonzalez		3.02
Paycheck	11/24/2021	2911	Lori A Gonzalez		27.81
Paycheck	11/24/2021	2911	Lori A Gonzalez		0.71
Paycheck	11/24/2021	2912	Nakia D Foskett		12.40
Paycheck	11/24/2021	2912	Nakia D Foskett		2.90
Paycheck	11/24/2021	2913	William A Rae		11.46
Paycheck	11/24/2021	2913	William A Rae		81.60
Paycheck	11/24/2021	2913	William A Rae		21.47
Paycheck	11/24/2021	2913	William A Rae		11.16
Paycheck	11/24/2021	2913	William A Rae		2.68
Paycheck	11/24/2021	2913	William A Rae		19.08
Paycheck	11/24/2021	2913	William A Rae		5.02
Paycheck	11/24/2021	2913	William A Rae		2.61
Paycheck	12/10/2021	2937	Ahimsah O Wonder...		114.84

1:15 PM

01/14/22

Accrual Basis

**Buckingham Park Water District
Transaction Detail By Account
July through December 2021**

Type	Date	Num	Name	Memo	Amount
Paycheck	12/10/2021	2937	Ahimsah O Wonder...		52.50
Paycheck	12/10/2021	2937	Ahimsah O Wonder...		17.50
Paycheck	12/10/2021	2937	Ahimsah O Wonder...		26.86
Paycheck	12/10/2021	2937	Ahimsah O Wonder...		12.28
Paycheck	12/10/2021	2937	Ahimsah O Wonder...		4.09
Paycheck	12/10/2021	2938	Alan Mitchell		134.49
Paycheck	12/10/2021	2938	Alan Mitchell		35.87
Paycheck	12/10/2021	2938	Alan Mitchell		42.51
Paycheck	12/10/2021	2938	Alan Mitchell		6.64
Paycheck	12/10/2021	2938	Alan Mitchell		9.30
Paycheck	12/10/2021	2938	Alan Mitchell		31.46
Paycheck	12/10/2021	2938	Alan Mitchell		8.39
Paycheck	12/10/2021	2938	Alan Mitchell		9.94
Paycheck	12/10/2021	2938	Alan Mitchell		1.55
Paycheck	12/10/2021	2939	Lori A Gonzalez		2.17
Paycheck	12/10/2021	2939	Lori A Gonzalez		73.82
Paycheck	12/10/2021	2939	Lori A Gonzalez		24.16
Paycheck	12/10/2021	2939	Lori A Gonzalez		24.16
Paycheck	12/10/2021	2939	Lori A Gonzalez		17.27
Paycheck	12/10/2021	2939	Lori A Gonzalez		5.65
Paycheck	12/10/2021	2940	William A Rae		5.65
Paycheck	12/10/2021	2940	William A Rae		67.11
Paycheck	12/10/2021	2940	William A Rae		21.47
Paycheck	12/10/2021	2940	William A Rae		15.03
Paycheck	12/10/2021	2940	William A Rae		11.45
Paycheck	12/10/2021	2940	William A Rae		16.74
Paycheck	12/10/2021	2940	William A Rae		15.69
Paycheck	12/10/2021	2940	William A Rae		5.02
Paycheck	12/10/2021	2940	William A Rae		3.52
Paycheck	12/10/2021	2940	William A Rae		2.68
Paycheck	12/10/2021	2940	William A Rae		3.92
Paycheck	12/23/2021	2961	Ahimsah O Wonder...		179.36
Paycheck	12/23/2021	2961	Ahimsah O Wonder...		41.94
Paycheck	12/23/2021	2962	Alan Mitchell		159.40
Paycheck	12/23/2021	2962	Alan Mitchell		39.85
Paycheck	12/23/2021	2962	Alan Mitchell		15.94
Paycheck	12/23/2021	2962	Alan Mitchell		17.27
Paycheck	12/23/2021	2962	Alan Mitchell		16.74
Paycheck	12/23/2021	2962	Alan Mitchell		37.28
Paycheck	12/23/2021	2962	Alan Mitchell		9.32
Paycheck	12/23/2021	2962	Alan Mitchell		3.73
Paycheck	12/23/2021	2962	Alan Mitchell		4.04
Paycheck	12/23/2021	2962	Alan Mitchell		3.91
Paycheck	12/23/2021	2963	Lori A Gonzalez		114.60
Paycheck	12/23/2021	2963	Lori A Gonzalez		5.29
Paycheck	12/23/2021	2963	Lori A Gonzalez		26.80
Paycheck	12/23/2021	2963	Lori A Gonzalez		1.24
Paycheck	12/23/2021	2964	William A Rae		51.54
Paycheck	12/23/2021	2964	William A Rae		51.18

1:15 PM
01/14/22
Accrual Basis

Buckingham Park Water District Transaction Detail By Account July through December 2021

Type	Date	Num	Name	Memo	Amount
Paycheck	12/23/2021	2964	William A Rae		11.45
Paycheck	12/23/2021	2964	William A Rae		9.30
Paycheck	12/23/2021	2964	William A Rae		12.05
Paycheck	12/23/2021	2964	William A Rae		11.97
Paycheck	12/23/2021	2964	William A Rae		2.68
Paycheck	12/23/2021	2964	William A Rae		2.17
Total 565.31 · FICA (Federal Ins.Contribution)					12,608.78
565.32 · SUI (State Unemployment Ins)					
Paycheck	07/09/2021	2680	Alan Mitchell	VOID: Standby not on check	0.00
Paycheck	07/09/2021	2680	Alan Mitchell	VOID: Standby not on check	0.00
Paycheck	07/09/2021	2680	Alan Mitchell	VOID: Standby not on check	0.00
Paycheck	07/09/2021	2680	Alan Mitchell	VOID: Standby not on check	0.00
Paycheck	07/09/2021	2681	Lori A Gonzalez		0.00
Paycheck	07/09/2021	2681	Lori A Gonzalez		0.00
Paycheck	07/09/2021	2681	Lori A Gonzalez		0.00
Paycheck	07/09/2021	2682	Nakia D Foskett		11.16
Paycheck	07/09/2021	2683	William A Rae	VOID:cust acct wage not updated to 2...	0.00
Paycheck	07/09/2021	2683	William A Rae	VOID:cust acct wage not updated to 2...	0.00
Paycheck	07/09/2021	2683	William A Rae	VOID:cust acct wage not updated to 2...	0.00
Paycheck	07/09/2021	2683	William A Rae	VOID:cust acct wage not updated to 2...	0.00
Paycheck	07/09/2021	2683	William A Rae	VOID:cust acct wage not updated to 2...	0.00
Paycheck	07/09/2021	2679	Ahimsah O Wonder...		0.00
Paycheck	07/09/2021	2679	Ahimsah O Wonder...		0.00
Paycheck	07/09/2021	2684	Alan Mitchell		0.00
Paycheck	07/09/2021	2684	Alan Mitchell		0.00
Paycheck	07/09/2021	2684	Alan Mitchell		0.00
Paycheck	07/09/2021	2684	Alan Mitchell		0.00
Paycheck	07/09/2021	2684	Alan Mitchell		0.00
Paycheck	07/09/2021	2685	William A Rae		0.00
Paycheck	07/09/2021	2685	William A Rae		0.00
Paycheck	07/09/2021	2685	William A Rae		0.00
Paycheck	07/09/2021	2685	William A Rae		0.00
Paycheck	07/09/2021	2685	William A Rae		0.00
Paycheck	07/09/2021	2685	William A Rae		0.00
Paycheck	07/09/2021	2685	William A Rae		0.00
Paycheck	07/23/2021	2698	Ahimsah O Wonder...	VOID:	0.00
Paycheck	07/23/2021	2698	Ahimsah O Wonder...	VOID:	0.00
Paycheck	07/23/2021	2698	Ahimsah O Wonder...	VOID:	0.00
Paycheck	07/23/2021	2699	Alan Mitchell	VOID:	0.00
Paycheck	07/23/2021	2699	Alan Mitchell	VOID:	0.00
Paycheck	07/23/2021	2699	Alan Mitchell	VOID:	0.00
Paycheck	07/23/2021	2699	Alan Mitchell	VOID:	0.00
Paycheck	07/23/2021	2699	Alan Mitchell	VOID:	0.00
Paycheck	07/23/2021	2699	Alan Mitchell	VOID:	0.00
Paycheck	07/23/2021	2699	Alan Mitchell	VOID:	0.00
Paycheck	07/23/2021	2700	Lori A Gonzalez		0.00
Paycheck	07/23/2021	2701	William A Rae	VOID:	0.00
Paycheck	07/23/2021	2701	William A Rae	VOID:	0.00
Paycheck	07/23/2021	2701	William A Rae	VOID:	0.00

1:15 PM

01/14/22

Accrual Basis

**Buckingham Park Water District
Transaction Detail By Account
July through December 2021**

Type	Date	Num	Name	Memo	Amount
Paycheck	07/23/2021	2701	William A Rae	VOID:	0.00
Paycheck	07/23/2021	2707	Ahimsah O Wonder...		0.00
Paycheck	07/23/2021	2707	Ahimsah O Wonder...		0.00
Paycheck	07/23/2021	2707	Ahimsah O Wonder...		0.00
Paycheck	07/23/2021	2708	Alan Mitchell	VOID:	0.00
Paycheck	07/23/2021	2708	Alan Mitchell	VOID:	0.00
Paycheck	07/23/2021	2708	Alan Mitchell	VOID:	0.00
Paycheck	07/23/2021	2708	Alan Mitchell	VOID:	0.00
Paycheck	07/23/2021	2708	Alan Mitchell	VOID:	0.00
Paycheck	07/23/2021	2708	Alan Mitchell	VOID:	0.00
Paycheck	07/23/2021	2709	William A Rae		0.00
Paycheck	07/23/2021	2709	William A Rae		0.00
Paycheck	07/23/2021	2709	William A Rae		0.00
Paycheck	07/23/2021	2709	William A Rae		0.00
Paycheck	07/23/2021	2722	Alan Mitchell		0.00
Paycheck	07/23/2021	2722	Alan Mitchell		0.00
Paycheck	07/23/2021	2722	Alan Mitchell		0.00
Paycheck	07/23/2021	2722	Alan Mitchell		0.00
Paycheck	07/23/2021	2722	Alan Mitchell		0.00
Paycheck	07/23/2021	2722	Alan Mitchell		0.00
Paycheck	07/23/2021	2722	Alan Mitchell		0.00
Paycheck	08/06/2021	2724	Ahimsah O Wonder...		0.00
Paycheck	08/06/2021	2724	Ahimsah O Wonder...		0.00
Paycheck	08/06/2021	2725	Alan Mitchell		0.00
Paycheck	08/06/2021	2725	Alan Mitchell		0.00
Paycheck	08/06/2021	2725	Alan Mitchell		0.00
Paycheck	08/06/2021	2725	Alan Mitchell		0.00
Paycheck	08/06/2021	2726	Lori A Gonzalez		0.00
Paycheck	08/06/2021	2726	Lori A Gonzalez		0.00
Paycheck	08/06/2021	2727	Nakia D Foskett		11.16
Paycheck	08/06/2021	2728	William A Rae		0.00
Paycheck	08/06/2021	2728	William A Rae		0.00
Paycheck	08/06/2021	2728	William A Rae		0.00
Paycheck	08/06/2021	2728	William A Rae		0.00
Paycheck	08/06/2021	2728	William A Rae		0.00
Paycheck	08/06/2021	2728	William A Rae		0.00
Paycheck	08/06/2021	2728	William A Rae		0.00
Paycheck	08/20/2021	2744	Ahimsah O Wonder...		0.00
Paycheck	08/20/2021	2744	Ahimsah O Wonder...		0.00
Paycheck	08/20/2021	2745	Alan Mitchell		0.00
Paycheck	08/20/2021	2745	Alan Mitchell		0.00
Paycheck	08/20/2021	2745	Alan Mitchell		0.00
Paycheck	08/20/2021	2745	Alan Mitchell		0.00
Paycheck	08/20/2021	2746	Lori A Gonzalez		0.00
Paycheck	08/20/2021	2747	William A Rae		0.00
Paycheck	08/20/2021	2747	William A Rae		0.00
Paycheck	08/20/2021	2747	William A Rae		0.00
Paycheck	08/20/2021	2747	William A Rae		0.00
Paycheck	09/03/2021	2769	Ahimsah O Wonder...		0.00
Paycheck	09/03/2021	2770	Alan Mitchell		0.00
Paycheck	09/03/2021	2770	Alan Mitchell		0.00

1:15 PM

01/14/22

Accrual Basis

**Buckingham Park Water District
Transaction Detail By Account
July through December 2021**

Type	Date	Num	Name	Memo	Amount
Paycheck	09/03/2021	2770	Alan Mitchell		0.00
Paycheck	09/03/2021	2770	Alan Mitchell		0.00
Paycheck	09/03/2021	2771	Lori A Gonzalez		0.00
Paycheck	09/03/2021	2771	Lori A Gonzalez		0.00
Paycheck	09/03/2021	2772	Nakia D Foskett		19.84
Paycheck	09/03/2021	2773	William A Rae		0.00
Paycheck	09/03/2021	2773	William A Rae		0.00
Paycheck	09/03/2021	2773	William A Rae		0.00
Paycheck	09/03/2021	2773	William A Rae		0.00
Paycheck	09/03/2021	2773	William A Rae		0.00
Paycheck	09/03/2021	2773	William A Rae		0.00
Paycheck	09/17/2021	2794	Ahimsah O Wonder...		0.00
Paycheck	09/17/2021	2794	Ahimsah O Wonder...		0.00
Paycheck	09/17/2021	2795	Alan Mitchell		0.00
Paycheck	09/17/2021	2795	Alan Mitchell		0.00
Paycheck	09/17/2021	2795	Alan Mitchell		0.00
Paycheck	09/17/2021	2795	Alan Mitchell		0.00
Paycheck	09/17/2021	2795	Alan Mitchell		0.00
Paycheck	09/17/2021	2795	Alan Mitchell		0.00
Paycheck	09/17/2021	2796	Lori A Gonzalez		0.00
Paycheck	09/17/2021	2796	Lori A Gonzalez		0.00
Paycheck	09/17/2021	2797	William A Rae		0.00
Paycheck	09/17/2021	2797	William A Rae		0.00
Paycheck	09/17/2021	2797	William A Rae		0.00
Paycheck	09/17/2021	2797	William A Rae		0.00
Paycheck	09/17/2021	2797	William A Rae		0.00
Paycheck	10/01/2021	2819	Ahimsah O Wonder...		0.00
Paycheck	10/01/2021	2820	Alan Mitchell		0.00
Paycheck	10/01/2021	2820	Alan Mitchell		0.00
Paycheck	10/01/2021	2820	Alan Mitchell		0.00
Paycheck	10/01/2021	2821	Lori A Gonzalez		0.00
Paycheck	10/01/2021	2821	Lori A Gonzalez		0.00
Paycheck	10/01/2021	2822	Nakia D Foskett		19.84
Paycheck	10/01/2021	2823	William A Rae		0.00
Paycheck	10/01/2021	2823	William A Rae		0.00
Paycheck	10/01/2021	2823	William A Rae		0.00
Paycheck	10/01/2021	2823	William A Rae		0.00
Paycheck	10/15/2021	2844	Ahimsah O Wonder...		0.00
Paycheck	10/15/2021	2844	Ahimsah O Wonder...		0.00
Paycheck	10/15/2021	2845	Alan Mitchell		0.00
Paycheck	10/15/2021	2845	Alan Mitchell		0.00
Paycheck	10/15/2021	2845	Alan Mitchell		0.00
Paycheck	10/15/2021	2845	Alan Mitchell		0.00
Paycheck	10/15/2021	2845	Alan Mitchell		0.00
Paycheck	10/15/2021	2845	Alan Mitchell		0.00
Paycheck	10/15/2021	2846	Lori A Gonzalez		0.00
Paycheck	10/15/2021	2847	William A Rae		0.00
Paycheck	10/15/2021	2847	William A Rae		0.00
Paycheck	10/15/2021	2847	William A Rae		0.00

1:15 PM
 01/14/22
 Accrual Basis

Buckingham Park Water District
Transaction Detail By Account
 July through December 2021

Type	Date	Num	Name	Memo	Amount
Paycheck	10/15/2021	2847	William A Rae		0.00
Paycheck	10/15/2021	2847	William A Rae		0.00
Paycheck	10/15/2021	2847	William A Rae		0.00
Check	10/25/2021	ACH	EDD 69811925	Payment due for UI & PIT Q3	451.52
Paycheck	10/29/2021	2865	Ahimsah O Wonder...		0.00
Paycheck	10/29/2021	2865	Ahimsah O Wonder...		0.00
Paycheck	10/29/2021	2866	Alan Mitchell		0.00
Paycheck	10/29/2021	2866	Alan Mitchell		0.00
Paycheck	10/29/2021	2866	Alan Mitchell		0.00
Paycheck	10/29/2021	2866	Alan Mitchell		0.00
Paycheck	10/29/2021	2867	Lori A Gonzalez		0.00
Paycheck	10/29/2021	2868	William A Rae		0.00
Paycheck	10/29/2021	2868	William A Rae		0.00
Paycheck	10/29/2021	2868	William A Rae		0.00
Paycheck	10/29/2021	2868	William A Rae		0.00
Paycheck	10/29/2021	2868	William A Rae		0.00
Paycheck	10/29/2021	2869	Nakia D Foskett		24.80
Paycheck	11/12/2021	2884	Ahimsah O Wonder...	VOID:	0.00
Paycheck	11/12/2021	2884	Ahimsah O Wonder...	VOID:	0.00
Paycheck	11/12/2021	2884	Ahimsah O Wonder...	VOID:	0.00
Paycheck	11/12/2021	2884	Ahimsah O Wonder...	VOID:	0.00
Paycheck	11/12/2021	2884	Ahimsah O Wonder...	VOID:	0.00
Paycheck	11/12/2021	2884	Ahimsah O Wonder...	VOID:	0.00
Paycheck	11/12/2021	2885	Alan Mitchell		0.00
Paycheck	11/12/2021	2885	Alan Mitchell		0.00
Paycheck	11/12/2021	2885	Alan Mitchell		0.00
Paycheck	11/12/2021	2885	Alan Mitchell		0.00
Paycheck	11/12/2021	2885	Alan Mitchell		0.00
Paycheck	11/12/2021	2885	Alan Mitchell		0.00
Paycheck	11/12/2021	2886	Lori A Gonzalez		0.00
Paycheck	11/12/2021	2887	William A Rae		0.00
Paycheck	11/12/2021	2887	William A Rae		0.00
Paycheck	11/12/2021	2887	William A Rae		0.00
Paycheck	11/12/2021	2887	William A Rae		0.00
Paycheck	11/12/2021	2887	William A Rae		0.00
Paycheck	11/12/2021	2892	Ahimsah O Wonder...		0.00
Paycheck	11/12/2021	2892	Ahimsah O Wonder...		0.00
Paycheck	11/12/2021	2892	Ahimsah O Wonder...		0.00
Paycheck	11/12/2021	2892	Ahimsah O Wonder...		0.00
Paycheck	11/12/2021	2892	Ahimsah O Wonder...		0.00
Paycheck	11/12/2021	2892	Ahimsah O Wonder...		0.00
Paycheck	11/12/2021	2892	Ahimsah O Wonder...		0.00
Paycheck	11/24/2021	2909	Ahimsah O Wonder...		0.00
Paycheck	11/24/2021	2909	Ahimsah O Wonder...		0.00
Paycheck	11/24/2021	2909	Ahimsah O Wonder...		0.00
Paycheck	11/24/2021	2909	Ahimsah O Wonder...		0.00
Paycheck	11/24/2021	2910	Alan Mitchell		0.00
Paycheck	11/24/2021	2910	Alan Mitchell		0.00
Paycheck	11/24/2021	2910	Alan Mitchell		0.00
Paycheck	11/24/2021	2910	Alan Mitchell		0.00
Paycheck	11/24/2021	2910	Alan Mitchell		0.00

**Buckingham Park Water District
Transaction Detail By Account
July through December 2021**

Type	Date	Num	Name	Memo	Amount
Paycheck	11/24/2021	2911	Lori A Gonzalez		0.00
Paycheck	11/24/2021	2911	Lori A Gonzalez		0.00
Paycheck	11/24/2021	2912	Nakia D Foskett		12.40
Paycheck	11/24/2021	2913	William A Rae		0.00
Paycheck	11/24/2021	2913	William A Rae		0.00
Paycheck	11/24/2021	2913	William A Rae		0.00
Paycheck	11/24/2021	2913	William A Rae		0.00
Paycheck	12/10/2021	2937	Ahimsah O Wonder...		0.00
Paycheck	12/10/2021	2937	Ahimsah O Wonder...		0.00
Paycheck	12/10/2021	2937	Ahimsah O Wonder...		0.00
Paycheck	12/10/2021	2938	Alan Mitchell		0.00
Paycheck	12/10/2021	2938	Alan Mitchell		0.00
Paycheck	12/10/2021	2938	Alan Mitchell		0.00
Paycheck	12/10/2021	2938	Alan Mitchell		0.00
Paycheck	12/10/2021	2938	Alan Mitchell		0.00
Paycheck	12/10/2021	2939	Lori A Gonzalez		0.00
Paycheck	12/10/2021	2939	Lori A Gonzalez		0.00
Paycheck	12/10/2021	2939	Lori A Gonzalez		0.00
Paycheck	12/10/2021	2940	William A Rae		0.00
Paycheck	12/10/2021	2940	William A Rae		0.00
Paycheck	12/10/2021	2940	William A Rae		0.00
Paycheck	12/10/2021	2940	William A Rae		0.00
Paycheck	12/10/2021	2940	William A Rae		0.00
Paycheck	12/23/2021	2961	Ahimsah O Wonder...		0.00
Paycheck	12/23/2021	2962	Alan Mitchell		0.00
Paycheck	12/23/2021	2962	Alan Mitchell		0.00
Paycheck	12/23/2021	2962	Alan Mitchell		0.00
Paycheck	12/23/2021	2962	Alan Mitchell		0.00
Paycheck	12/23/2021	2962	Alan Mitchell		0.00
Paycheck	12/23/2021	2963	Lori A Gonzalez		0.00
Paycheck	12/23/2021	2963	Lori A Gonzalez		0.00
Paycheck	12/23/2021	2964	William A Rae		0.00
Paycheck	12/23/2021	2964	William A Rae		0.00
Paycheck	12/23/2021	2964	William A Rae		0.00
Paycheck	12/23/2021	2964	William A Rae		0.00
Paycheck	12/23/2021	2964	William A Rae		0.00
Total 565.32 · SUI (State Unemployment Ins)					550.72
565.33 · Employment Training Tax					
Paycheck	07/09/2021	2680	Alan Mitchell	VOID: Standby not on check	0.00
Paycheck	07/09/2021	2680	Alan Mitchell	VOID: Standby not on check	0.00
Paycheck	07/09/2021	2680	Alan Mitchell	VOID: Standby not on check	0.00
Paycheck	07/09/2021	2680	Alan Mitchell	VOID: Standby not on check	0.00
Paycheck	07/09/2021	2681	Lori A Gonzalez		0.00
Paycheck	07/09/2021	2681	Lori A Gonzalez		0.00
Paycheck	07/09/2021	2681	Lori A Gonzalez		0.00
Paycheck	07/09/2021	2682	Nakia D Foskett		0.00
Paycheck	07/09/2021	2683	William A Rae	VOID:cust acct wage not updated to 2...	0.00
Paycheck	07/09/2021	2683	William A Rae	VOID:cust acct wage not updated to 2...	0.00

1:15 PM
 01/14/22
 Accrual Basis

**Buckingham Park Water District
 Transaction Detail By Account
 July through December 2021**

Type	Date	Num	Name	Memo	Amount
Paycheck	07/09/2021	2683	William A Rae	VOID:cust acct wage not updated to 2...	0.00
Paycheck	07/09/2021	2683	William A Rae	VOID:cust acct wage not updated to 2...	0.00
Paycheck	07/09/2021	2683	William A Rae	VOID:cust acct wage not updated to 2...	0.00
Paycheck	07/09/2021	2679	Ahimsah O Wonder...		0.00
Paycheck	07/09/2021	2679	Ahimsah O Wonder...		0.00
Paycheck	07/09/2021	2684	Alan Mitchell		0.00
Paycheck	07/09/2021	2684	Alan Mitchell		0.00
Paycheck	07/09/2021	2684	Alan Mitchell		0.00
Paycheck	07/09/2021	2684	Alan Mitchell		0.00
Paycheck	07/09/2021	2684	Alan Mitchell		0.00
Paycheck	07/09/2021	2685	William A Rae		0.00
Paycheck	07/09/2021	2685	William A Rae		0.00
Paycheck	07/09/2021	2685	William A Rae		0.00
Paycheck	07/09/2021	2685	William A Rae		0.00
Paycheck	07/09/2021	2685	William A Rae		0.00
Paycheck	07/09/2021	2685	William A Rae		0.00
Paycheck	07/09/2021	2685	William A Rae		0.00
Paycheck	07/23/2021	2698	Ahimsah O Wonder...	VOID:	0.00
Paycheck	07/23/2021	2698	Ahimsah O Wonder...	VOID:	0.00
Paycheck	07/23/2021	2698	Ahimsah O Wonder...	VOID:	0.00
Paycheck	07/23/2021	2699	Alan Mitchell	VOID:	0.00
Paycheck	07/23/2021	2699	Alan Mitchell	VOID:	0.00
Paycheck	07/23/2021	2699	Alan Mitchell	VOID:	0.00
Paycheck	07/23/2021	2699	Alan Mitchell	VOID:	0.00
Paycheck	07/23/2021	2699	Alan Mitchell	VOID:	0.00
Paycheck	07/23/2021	2699	Alan Mitchell	VOID:	0.00
Paycheck	07/23/2021	2700	Lori A Gonzalez		0.00
Paycheck	07/23/2021	2701	William A Rae	VOID:	0.00
Paycheck	07/23/2021	2701	William A Rae	VOID:	0.00
Paycheck	07/23/2021	2701	William A Rae	VOID:	0.00
Paycheck	07/23/2021	2701	William A Rae	VOID:	0.00
Paycheck	07/23/2021	2707	Ahimsah O Wonder...		0.00
Paycheck	07/23/2021	2707	Ahimsah O Wonder...		0.00
Paycheck	07/23/2021	2707	Ahimsah O Wonder...		0.00
Paycheck	07/23/2021	2708	Alan Mitchell	VOID:	0.00
Paycheck	07/23/2021	2708	Alan Mitchell	VOID:	0.00
Paycheck	07/23/2021	2708	Alan Mitchell	VOID:	0.00
Paycheck	07/23/2021	2708	Alan Mitchell	VOID:	0.00
Paycheck	07/23/2021	2708	Alan Mitchell	VOID:	0.00
Paycheck	07/23/2021	2708	Alan Mitchell	VOID:	0.00
Paycheck	07/23/2021	2709	William A Rae		0.00
Paycheck	07/23/2021	2709	William A Rae		0.00
Paycheck	07/23/2021	2709	William A Rae		0.00
Paycheck	07/23/2021	2709	William A Rae		0.00
Paycheck	07/23/2021	2722	Alan Mitchell		0.00
Paycheck	07/23/2021	2722	Alan Mitchell		0.00
Paycheck	07/23/2021	2722	Alan Mitchell		0.00
Paycheck	07/23/2021	2722	Alan Mitchell		0.00
Paycheck	07/23/2021	2722	Alan Mitchell		0.00
Paycheck	07/23/2021	2722	Alan Mitchell		0.00
Paycheck	07/23/2021	2722	Alan Mitchell		0.00

1:15 PM

01/14/22

Accrual Basis

Buckingham Park Water District
Transaction Detail By Account
 July through December 2021

Type	Date	Num	Name	Memo	Amount
Paycheck	08/06/2021	2724	Ahimsah O Wonder...		0.00
Paycheck	08/06/2021	2724	Ahimsah O Wonder...		0.00
Paycheck	08/06/2021	2725	Alan Mitchell		0.00
Paycheck	08/06/2021	2725	Alan Mitchell		0.00
Paycheck	08/06/2021	2725	Alan Mitchell		0.00
Paycheck	08/06/2021	2725	Alan Mitchell		0.00
Paycheck	08/06/2021	2726	Lori A Gonzalez		0.00
Paycheck	08/06/2021	2726	Lori A Gonzalez		0.00
Paycheck	08/06/2021	2727	Nakia D Foskett		0.00
Paycheck	08/06/2021	2728	William A Rae		0.00
Paycheck	08/06/2021	2728	William A Rae		0.00
Paycheck	08/06/2021	2728	William A Rae		0.00
Paycheck	08/06/2021	2728	William A Rae		0.00
Paycheck	08/06/2021	2728	William A Rae		0.00
Paycheck	08/06/2021	2728	William A Rae		0.00
Paycheck	08/20/2021	2744	Ahimsah O Wonder...		0.00
Paycheck	08/20/2021	2744	Ahimsah O Wonder...		0.00
Paycheck	08/20/2021	2745	Alan Mitchell		0.00
Paycheck	08/20/2021	2745	Alan Mitchell		0.00
Paycheck	08/20/2021	2745	Alan Mitchell		0.00
Paycheck	08/20/2021	2745	Alan Mitchell		0.00
Paycheck	08/20/2021	2746	Lori A Gonzalez		0.00
Paycheck	08/20/2021	2747	William A Rae		0.00
Paycheck	08/20/2021	2747	William A Rae		0.00
Paycheck	08/20/2021	2747	William A Rae		0.00
Paycheck	08/20/2021	2747	William A Rae		0.00
Paycheck	08/20/2021	2747	William A Rae		0.00
Paycheck	09/03/2021	2769	Ahimsah O Wonder...		0.00
Paycheck	09/03/2021	2770	Alan Mitchell		0.00
Paycheck	09/03/2021	2770	Alan Mitchell		0.00
Paycheck	09/03/2021	2770	Alan Mitchell		0.00
Paycheck	09/03/2021	2770	Alan Mitchell		0.00
Paycheck	09/03/2021	2771	Lori A Gonzalez		0.00
Paycheck	09/03/2021	2771	Lori A Gonzalez		0.00
Paycheck	09/03/2021	2772	Nakia D Foskett		0.00
Paycheck	09/03/2021	2773	William A Rae		0.00
Paycheck	09/03/2021	2773	William A Rae		0.00
Paycheck	09/03/2021	2773	William A Rae		0.00
Paycheck	09/03/2021	2773	William A Rae		0.00
Paycheck	09/03/2021	2773	William A Rae		0.00
Paycheck	09/03/2021	2773	William A Rae		0.00
Paycheck	09/17/2021	2794	Ahimsah O Wonder...		0.00
Paycheck	09/17/2021	2794	Ahimsah O Wonder...		0.00
Paycheck	09/17/2021	2795	Alan Mitchell		0.00
Paycheck	09/17/2021	2795	Alan Mitchell		0.00
Paycheck	09/17/2021	2795	Alan Mitchell		0.00
Paycheck	09/17/2021	2795	Alan Mitchell		0.00
Paycheck	09/17/2021	2795	Alan Mitchell		0.00
Paycheck	09/17/2021	2795	Alan Mitchell		0.00
Paycheck	09/17/2021	2795	Alan Mitchell		0.00
Paycheck	09/17/2021	2796	Lori A Gonzalez		0.00

1:15 PM

01/14/22

Accrual Basis

**Buckingham Park Water District
Transaction Detail By Account
July through December 2021**

Type	Date	Num	Name	Memo	Amount
Paycheck	09/17/2021	2796	Lori A Gonzalez		0.00
Paycheck	09/17/2021	2797	William A Rae		0.00
Paycheck	09/17/2021	2797	William A Rae		0.00
Paycheck	09/17/2021	2797	William A Rae		0.00
Paycheck	09/17/2021	2797	William A Rae		0.00
Paycheck	09/17/2021	2797	William A Rae		0.00
Paycheck	10/01/2021	2819	Ahimsah O Wonder...		0.00
Paycheck	10/01/2021	2820	Alan Mitchell		0.00
Paycheck	10/01/2021	2820	Alan Mitchell		0.00
Paycheck	10/01/2021	2820	Alan Mitchell		0.00
Paycheck	10/01/2021	2821	Lori A Gonzalez		0.00
Paycheck	10/01/2021	2821	Lori A Gonzalez		0.00
Paycheck	10/01/2021	2822	Nakia D Foskett		0.00
Paycheck	10/01/2021	2823	William A Rae		0.00
Paycheck	10/01/2021	2823	William A Rae		0.00
Paycheck	10/01/2021	2823	William A Rae		0.00
Paycheck	10/01/2021	2823	William A Rae		0.00
Paycheck	10/01/2021	2823	William A Rae		0.00
Paycheck	10/15/2021	2844	Ahimsah O Wonder...		0.00
Paycheck	10/15/2021	2844	Ahimsah O Wonder...		0.00
Paycheck	10/15/2021	2845	Alan Mitchell		0.00
Paycheck	10/15/2021	2845	Alan Mitchell		0.00
Paycheck	10/15/2021	2845	Alan Mitchell		0.00
Paycheck	10/15/2021	2845	Alan Mitchell		0.00
Paycheck	10/15/2021	2845	Alan Mitchell		0.00
Paycheck	10/15/2021	2845	Alan Mitchell		0.00
Paycheck	10/15/2021	2845	Alan Mitchell		0.00
Paycheck	10/15/2021	2846	Lori A Gonzalez		0.00
Paycheck	10/15/2021	2847	William A Rae		0.00
Paycheck	10/15/2021	2847	William A Rae		0.00
Paycheck	10/15/2021	2847	William A Rae		0.00
Paycheck	10/15/2021	2847	William A Rae		0.00
Paycheck	10/15/2021	2847	William A Rae		0.00
Paycheck	10/15/2021	2847	William A Rae		0.00
Paycheck	10/15/2021	2847	William A Rae		0.00
Paycheck	10/29/2021	2865	Ahimsah O Wonder...		0.00
Paycheck	10/29/2021	2865	Ahimsah O Wonder...		0.00
Paycheck	10/29/2021	2866	Alan Mitchell		0.00
Paycheck	10/29/2021	2866	Alan Mitchell		0.00
Paycheck	10/29/2021	2866	Alan Mitchell		0.00
Paycheck	10/29/2021	2866	Alan Mitchell		0.00
Paycheck	10/29/2021	2867	Lori A Gonzalez		0.00
Paycheck	10/29/2021	2868	William A Rae		0.00
Paycheck	10/29/2021	2868	William A Rae		0.00
Paycheck	10/29/2021	2868	William A Rae		0.00
Paycheck	10/29/2021	2868	William A Rae		0.00
Paycheck	10/29/2021	2868	William A Rae		0.00
Paycheck	10/29/2021	2868	William A Rae		0.00
Paycheck	10/29/2021	2869	Nakia D Foskett		0.00
Paycheck	11/12/2021	2884	Ahimsah O Wonder...	VOID:	0.00
Paycheck	11/12/2021	2884	Ahimsah O Wonder...	VOID:	0.00
Paycheck	11/12/2021	2884	Ahimsah O Wonder...	VOID:	0.00
Paycheck	11/12/2021	2884	Ahimsah O Wonder...	VOID:	0.00

1:15 PM

01/14/22

Accrual Basis

**Buckingham Park Water District
Transaction Detail By Account
July through December 2021**

Type	Date	Num	Name	Memo	Amount
Paycheck	11/12/2021	2884	Ahimsah O Wonder...	VOID:	0.00
Paycheck	11/12/2021	2884	Ahimsah O Wonder...	VOID:	0.00
Paycheck	11/12/2021	2885	Alan Mitchell		0.00
Paycheck	11/12/2021	2885	Alan Mitchell		0.00
Paycheck	11/12/2021	2885	Alan Mitchell		0.00
Paycheck	11/12/2021	2885	Alan Mitchell		0.00
Paycheck	11/12/2021	2885	Alan Mitchell		0.00
Paycheck	11/12/2021	2886	Lori A Gonzalez		0.00
Paycheck	11/12/2021	2887	William A Rae		0.00
Paycheck	11/12/2021	2887	William A Rae		0.00
Paycheck	11/12/2021	2887	William A Rae		0.00
Paycheck	11/12/2021	2887	William A Rae		0.00
Paycheck	11/12/2021	2887	William A Rae		0.00
Paycheck	11/12/2021	2892	Ahimsah O Wonder...		0.00
Paycheck	11/12/2021	2892	Ahimsah O Wonder...		0.00
Paycheck	11/12/2021	2892	Ahimsah O Wonder...		0.00
Paycheck	11/12/2021	2892	Ahimsah O Wonder...		0.00
Paycheck	11/12/2021	2892	Ahimsah O Wonder...		0.00
Paycheck	11/12/2021	2892	Ahimsah O Wonder...		0.00
Paycheck	11/24/2021	2909	Ahimsah O Wonder...		0.00
Paycheck	11/24/2021	2909	Ahimsah O Wonder...		0.00
Paycheck	11/24/2021	2909	Ahimsah O Wonder...		0.00
Paycheck	11/24/2021	2909	Ahimsah O Wonder...		0.00
Paycheck	11/24/2021	2910	Alan Mitchell		0.00
Paycheck	11/24/2021	2910	Alan Mitchell		0.00
Paycheck	11/24/2021	2910	Alan Mitchell		0.00
Paycheck	11/24/2021	2910	Alan Mitchell		0.00
Paycheck	11/24/2021	2910	Alan Mitchell		0.00
Paycheck	11/24/2021	2911	Lori A Gonzalez		0.00
Paycheck	11/24/2021	2911	Lori A Gonzalez		0.00
Paycheck	11/24/2021	2912	Nakia D Foskett		0.00
Paycheck	11/24/2021	2913	William A Rae		0.00
Paycheck	11/24/2021	2913	William A Rae		0.00
Paycheck	11/24/2021	2913	William A Rae		0.00
Paycheck	11/24/2021	2913	William A Rae		0.00
Paycheck	12/10/2021	2937	Ahimsah O Wonder...		0.00
Paycheck	12/10/2021	2937	Ahimsah O Wonder...		0.00
Paycheck	12/10/2021	2937	Ahimsah O Wonder...		0.00
Paycheck	12/10/2021	2938	Alan Mitchell		0.00
Paycheck	12/10/2021	2938	Alan Mitchell		0.00
Paycheck	12/10/2021	2938	Alan Mitchell		0.00
Paycheck	12/10/2021	2938	Alan Mitchell		0.00
Paycheck	12/10/2021	2938	Alan Mitchell		0.00
Paycheck	12/10/2021	2939	Lori A Gonzalez		0.00
Paycheck	12/10/2021	2939	Lori A Gonzalez		0.00
Paycheck	12/10/2021	2939	Lori A Gonzalez		0.00
Paycheck	12/10/2021	2940	William A Rae		0.00
Paycheck	12/10/2021	2940	William A Rae		0.00
Paycheck	12/10/2021	2940	William A Rae		0.00

1:15 PM

01/14/22

Accrual Basis

Buckingham Park Water District
Transaction Detail By Account
 July through December 2021

Type	Date	Num	Name	Memo	Amount
Paycheck	12/10/2021	2940	William A Rae		0.00
Paycheck	12/10/2021	2940	William A Rae		0.00
Paycheck	12/23/2021	2961	Ahimsah O Wonder...		0.00
Paycheck	12/23/2021	2962	Alan Mitchell		0.00
Paycheck	12/23/2021	2962	Alan Mitchell		0.00
Paycheck	12/23/2021	2962	Alan Mitchell		0.00
Paycheck	12/23/2021	2962	Alan Mitchell		0.00
Paycheck	12/23/2021	2962	Alan Mitchell		0.00
Paycheck	12/23/2021	2963	Lori A Gonzalez		0.00
Paycheck	12/23/2021	2963	Lori A Gonzalez		0.00
Paycheck	12/23/2021	2964	William A Rae		0.00
Paycheck	12/23/2021	2964	William A Rae		0.00
Paycheck	12/23/2021	2964	William A Rae		0.00
Paycheck	12/23/2021	2964	William A Rae		0.00
Total 565.33 · Employment Training Tax					0.00
565.30 · Payroll Taxes - Other					
Check	10/25/2021	ACH	EDD - Vol. 77653459	Makeup Payment for Q3	119.14
Total 565.30 · Payroll Taxes - Other					119.14
Total 565.30 · Payroll Taxes					13,278.64
Total 565.00 · EMPLOYEES RETIREMENT & BENEFITS					13,278.64
Total ADMINISTRATIVE & GENERAL					13,278.64
TOTAL					13,278.64

1:17 PM
 01/14/22
 Accrual Basis

**Buckingham Park Water District
 Transaction Detail By Account
 July through December 2021**

Type	Date	Num	Name	Memo	Amount
ADMINISTRATIVE & GENERAL					
565.00 · EMPLOYEES RETIREMENT & BENEFITS					
565.40 · Workers Comp Insurance					
General Journal	07/01/2021	47027	Special District Risk ...	SDRMA Workers Comp 21/22 (Inv #69772)	519.41
General Journal	07/01/2021	47028		SDRMA Workers Comp 21/22 (Inv #69772) ...	-6,232.85
Bill	07/06/2021	69772	Special District Risk ...	Workers Comp	6,232.85
General Journal	08/01/2021	47022	Special District Risk ...	SDRMA Workers Comp 19/20 (Inv #65929)	0.00
General Journal	08/01/2021	47027	Special District Risk ...	SDRMA Workers Comp 21/22 (Inv #69772)	519.41
General Journal	08/01/2021	47023	Special District Risk ...	SDRMA - 21/22 WC (Inv#70218)	1,504.32
Bill	08/17/2021	70778	Special District Risk ...	Audited Annual Adjusted Contribution	1,047.06
General Journal	09/01/2021	47033	Special District Risk ...	SDRMA Workers Comp 21/22 (Inv #69772)	519.41
General Journal	10/01/2021	47045	Special District Risk ...	SDRMA Workers Comp 21/22 (Inv #69772)	519.41
General Journal	11/01/2021	47052	Special District Risk ...	SDRMA Workers Comp 21/22 (Inv #69772)	519.41
General Journal	12/01/2021	47059	Special District Risk ...	SDRMA Workers Comp 21/22 (Inv #69772)	519.41
Total 565.40 · Workers Comp Insurance					5,667.84
Total 565.00 · EMPLOYEES RETIREMENT & BENEFITS					5,667.84
Total ADMINISTRATIVE & GENERAL					5,667.84
TOTAL					5,667.84

1:17 PM
 01/14/22
 Accrual Basis

**Buckingham Park Water District
 Transaction Detail By Account
 July through December 2021**

Type	Date	Num	Name	Memo	Amount
ADMINISTRATIVE & GENERAL					
569.00 · OTHER					
569.30 · Training-lodging,meals& mileage					
Bill	08/16/2021	4866-...	US Bank	Ahimsah Hotel for CSDA Conference	256.80
Bill	09/14/2021		Ahimsah Wonderwh...	General Manager Conference	312.04
Bill	09/14/2021		Ahimsah Wonderwh...	General Manager Conference	82.99
Bill	09/15/2021	4866-...	US Bank	General Manager Conference Hotel	558.60
Bill	11/05/2021		Lori Gonzalez - Rei...	Travel, Meals for Board Secretary's Conference	740.32
Bill	11/15/2021	4866-...	US Bank	Board Secretary Conference Hotel	936.41
Total 569.30 · Training-lodging,meals& mileage					2,887.16
Total 569.00 · OTHER					2,887.16
Total ADMINISTRATIVE & GENERAL					2,887.16
TOTAL					2,887.16

1:18 PM

01/14/22

Accrual Basis

Buckingham Park Water District
Transaction Detail By Account
 July through December 2021

Type	Date	Num	Name	Memo	Amount
SOURCE OF SUPPLY					
511.00 · SUPERVISION, LABOR & EXPENSES					
512.40 · Testing					
Bill	07/06/2021	10720...	Alpha Analytical Lab...	Source	54.00
Bill	07/09/2021	10725...	Alpha Analytical Lab...	Source	35.00
Bill	07/13/2021	17100...	Karola Kennedy		165.00
Bill	07/21/2021	10738...	Alpha Analytical Lab...	Source	185.00
Bill	07/25/2021	17100...	Karola Kennedy		165.00
Bill	07/29/2021	10749...	Alpha Analytical Lab...	Source	1,030.00
Bill	08/04/2021	10823...	Alpha Analytical Lab...	Intake	54.00
Bill	08/16/2021	17100...	Karola Kennedy		247.50
Bill	08/18/2021	10839...	Alpha Analytical Lab...	Intake	280.00
Bill	08/30/2021	17100...	Karola Kennedy		165.00
Bill	08/31/2021	10857...	Alpha Analytical Lab...	Intake	54.00
Bill	09/13/2021	17100...	Karola Kennedy		165.00
Bill	09/27/2021	10946...	Alpha Analytical Lab...	Raw	160.00
Bill	09/28/2021	10948...	Alpha Analytical Lab...	Source	54.00
Bill	10/02/2021	17100...	Karola Kennedy		247.50
Bill	10/19/2021	11038...	Alpha Analytical Lab...	Source	120.00
Bill	10/20/2021	11042...	Alpha Analytical Lab...	Source	845.00
Bill	10/21/2021	17100...	Karola Kennedy		165.00
Bill	10/26/2021	11049...	Alpha Analytical Lab...	Source	54.00
Bill	11/07/2021	17100...	Karola Kennedy	microcystin analysis	165.00
Bill	11/24/2021	11152...	Alpha Analytical Lab...	Source	54.00
Total 512.40 · Testing					4,464.00
Total 511.00 · SUPERVISION, LABOR & EXPENSES					4,464.00
Total SOURCE OF SUPPLY					4,464.00
TOTAL					4,464.00

1:18 PM
 01/14/22
 Accrual Basis

Buckingham Park Water District
Transaction Detail By Account
 July through December 2021

Type	Date	Num	Name	Memo	Amount
SOURCE OF SUPPLY					
512.00 · MAINTENANCE/STRUCTURES & IMPROV					
512.20 · Supplies					
Bill	08/24/2021	706226	USA Bluebook	PO #2378	43.80
Bill	11/22/2021	11140...	Alpha Analytical Lab...	Source	160.00
Total 512.20 · Supplies					203.80
Total 512.00 · MAINTENANCE/STRUCTURES & IMPROV					203.80
Total SOURCE OF SUPPLY					203.80
TOTAL					203.80

*Should Be
 512.40
 Being corrected*

1:18 PM

01/14/22

Accrual Basis

Buckingham Park Water District
Transaction Detail By Account
 July through December 2021

Type	Date	Num	Name	Memo	Amount
TRANSMISSION & DISTRIBUTION					
541.00 · SUPERVISION, LABOR & EXPENSES					
541.75 · Propane					
Bill	10/06/2021	636877	Westgate Petroleum...		521.40
* Total 541.75 · Propane					521.40
Total 541.00 · SUPERVISION, LABOR & EXPENSES					521.40
Total TRANSMISSION & DISTRIBUTION					521.40
TOTAL					521.40

1:19 PM

01/14/22

Accrual Basis

Buckingham Park Water District
Transaction Detail By Account
 July through December 2021

Type	Date	Num	Name	Memo	Amount
TRANSMISSION & DISTRIBUTION					
542.00 · MAINTENANCE,STRUCTURES & IMPROV					
542.50 · Maintenance Projects					
Bill	07/27/2021		Terri Lujan	Equipment Rental for service line repair on Westlake ...	1,700.00
Bill	07/31/2021	8916	Clearlake Lava, Inc	Slurry for Westlake Drive service line repair	273.49
Bill	08/11/2021		Terri Lujan	Equipment Rental for service line repair Eastlake Drive	1,000.00
Bill	08/13/2021	41278	PACE ENGINEERING	Site Visit & Contractor Questions	292.50
Bill	08/20/2021	9125-21	Chernoh Excavating	ELD Repair (HOA)	550.00
Bill	08/26/2021	04-00...	County of Lake Soli...	Clean out drying bed	571.16
Bill	08/26/2021		Terri Lujan	Equipment Rental, clean out Drying Bed	1,950.00
Bill	09/03/2021	02712...	Pace Supply	PO #2381	1,355.62
Bill	10/29/2021	31941	Aqua Sierra Control...	PLC Power Outage - Troubleshoot / Performed a PL...	6,486.53
Bill	11/10/2021		Terri Lujan	Clean out Drying bed	1,675.00
Bill	12/07/2021	32027	Aqua Sierra Control...	back up CPU for PLC	3,472.80
Bill	12/07/2021	32023	Aqua Sierra Control...	CPU Repair	4,704.29
Total 542.50 · Maintenance Projects					24,031.39
Total 542.00 · MAINTENANCE,STRUCTURES & IMPROV					24,031.39
Total TRANSMISSION & DISTRIBUTION					24,031.39
TOTAL					24,031.39

1:19 PM

01/14/22

Accrual Basis

Buckingham Park Water District
Transaction Detail By Account
 July through December 2021

Type	Date	Num	Name	Memo	Amount
TRANSMISSION & DISTRIBUTION					
542.00 · MAINTENANCE,STRUCTURES & IMPROV					
542.20 · Supplies					
Bill	07/21/2021	670390	USA Bluebook		45.00
Bill	08/16/2021	4866-...	US Bank	Gas	164.94
Bill	09/14/2021	02712...	Pace Supply		273.81
Bill	09/28/2021	02712...	Pace Supply		248.80
Bill	10/04/2021	02712...	Pace Supply	Fittings	452.66
Bill	11/19/2021	02712...	Pace Supply	Tee's & Valves	207.94
Bill	11/24/2021	11152...	Alpha Analytical Lab...	3378 WLD	35.00
Bill	12/01/2021	02712...	Pace Supply	PO #2381-Ford Tee's	841.89
Total 542.20 · Supplies					2,270.04
Total 542.00 · MAINTENANCE,STRUCTURES & IMPROV					2,270.04
Total TRANSMISSION & DISTRIBUTION					2,270.04
TOTAL					2,270.04

1:19 PM

01/14/22

Accrual Basis

Buckingham Park Water District
Transaction Detail By Account
 July through December 2021

Type	Date	Num	Name	Memo	Amount
WATER TREATMENT					
531.00 · SUPERVISION, LABOR & EXPENSE					
531.25 · Chemicals-PostChlor Sodium Hypo					
General Journal	07/31/2021	47021		Expense post-chlor for July 2021 - 208.8 Gal	899.93
General Journal	08/31/2021	47037		Expense post-chlor for August 2021 - 224.2 Gal	966.30
General Journal	09/30/2021	47048		Expense post-chlor for September 2021 - 162 Gal	698.22
General Journal	10/31/2021	47054		Expense post-chlor for October 2021 - 110 Gal	474.10
General Journal	11/30/2021	47062		Expense post-chlor for November 2021 - 60.5 Gal	260.76
General Journal	12/31/2021	47070		Expense post-chlor for December 2022 - 60.5 Gal	260.76
Total 531.25 · Chemicals-PostChlor Sodium Hypo					3,560.07
Total 531.00 · SUPERVISION, LABOR & EXPENSE					3,560.07
Total WATER TREATMENT					3,560.07
TOTAL					3,560.07

1:20 PM

01/14/22

Accrual Basis

Buckingham Park Water District
Transaction Detail By Account
 July through December 2021

Type	Date	Num	Name	Memo	Amount
WATER TREATMENT					
531.00 · SUPERVISION, LABOR & EXPENSE					
531.30 · Chemicals - Coaglutent					
General Journal	07/31/2021	47020		Coagulant Expense for July 2021 - 153.8 Gal	1,005.85
General Journal	08/31/2021	47036		Coagulant Expense for August 2021 = 143.5 / Coagul...	1,220.50
General Journal	09/30/2021	47049		Coagulant Expense for September 2021 - 147.4 Gal	964.00
General Journal	10/31/2021	47055		Coagulant Expense for October 2021 - 146.3 Gal	956.80
General Journal	11/30/2021	47063		Coagulant Expense for November 2021 - 97.3 Gal	636.34
General Journal	12/31/2021	47071		Coagulant Expense for December 2022 - 84.8 Gal	554.59
Total 531.30 · Chemicals - Coaglutent					5,338.08
Total 531.00 · SUPERVISION, LABOR & EXPENSE					5,338.08
Total WATER TREATMENT					5,338.08
TOTAL					5,338.08

1:20 PM
 01/14/22
 Accrual Basis

Buckingham Park Water District
Transaction Detail By Account
 July through December 2021

Type	Date	Num	Name	Memo	Amount
WATER TREATMENT					
531.00 · SUPERVISION, LABOR & EXPENSE					
531.35 · Chemicals - Coagulent Aid					
General Journal	07/31/2021	47020		Coagulant Aid Expense for July 2021 - 299.22 Gal	299.22
General Journal	10/31/2021	47055		Coagulant Expense for October 2021 - 15.1 Gal	199.92
Total 531.35 · Chemicals - Coagulent Aid					499.14
Total 531.00 · SUPERVISION, LABOR & EXPENSE					499.14
Total WATER TREATMENT					499.14
TOTAL					499.14

1:20 PM

01/14/22

Accrual Basis

Buckingham Park Water District
Transaction Detail By Account
 July through December 2021

Type	Date	Num	Name	Memo	Amount
WATER TREATMENT					
531.00 · SUPERVISION, LABOR & EXPENSE					
531.40 · Testing - Lab					
Bill	07/09/2021	10725...	Alpha An...	Treatment	50.00
Bill	07/13/2021	17100...	Karola Ke...		165.00
Bill	07/21/2021	10738...	Alpha An...	Treatment	120.00
Bill	07/25/2021	17100...	Karola Ke...		165.00
Bill	08/16/2021	17100...	Karola Ke...		247.50
Bill	08/24/2021	706226	USA Blue...	PO #2378	217.92
Bill	08/30/2021	17100...	Karola Ke...		165.00
Bill	09/13/2021	17100...	Karola Ke...		165.00
Bill	09/27/2021	10946...	Alpha An...	Treatment	120.00
Bill	09/30/2021	10952...	Alpha An...	Treatment	125.00
Bill	10/02/2021	17100...	Karola Ke...		247.50
Bill	10/19/2021	11038...	Alpha An...	Treatment	185.00
Bill	10/20/2021	11042...	Alpha An...	Treatment	845.00
Bill	10/21/2021	17100...	Karola Ke...		165.00
Bill	11/07/2021	17100...	Karola Ke...	microcystin analysis	165.00
Total 531.40 · Testing - Lab					3,147.92
Total 531.00 · SUPERVISION, LABOR & EXPENSE					3,147.92
Total WATER TREATMENT					3,147.92
TOTAL					3,147.92

1:21 PM

01/14/22

Accrual Basis

Buckingham Park Water District
Transaction Detail By Account
 July through December 2021

Type	Date	Num	Name	Memo	Amount
WATER TREATMENT					
531.00 · SUPERVISION, LABOR & EXPENSE					
531.60 · CUPA Permit & other permits					
Check	07/23/2021	2723	Lake Cou...	Permit for 2605 Westlake Drive Service Line Repair	220.00
Check	08/04/2021	2743	Lake Cou...	Permit for service line repair at 2850 Eastlake Drive	220.00
Bill	08/09/2021	3353	County Of...	Lakebed Annual Encroachment Fee	130.36
Check	09/28/2021	2827	County Of...	Buoy Permit Fee	0.00
Bill	10/25/2021	IN001...	County of ...	2022	952.00
Total 531.60 · CUPA Permit & other permits					1,522.36
Total 531.00 · SUPERVISION, LABOR & EXPENSE					1,522.36
Total WATER TREATMENT					1,522.36
TOTAL					1,522.36

1:21 PM

01/14/22

Accrual Basis

Buckingham Park Water District
Transaction Detail By Account
 July through December 2021

Type	Date	Num	Name	Memo	Amount
WATER TREATMENT					
531.00 · SUPERVISION, LABOR & EXPENSE					
531.70 · Alarm					
Bill	07/28/2021	8221	High Cou...	Annual System Test and CR123 Battery	88.58
Bill	09/01/2021	8335	High Cou...		96.00
Bill	12/01/2021	8859	High Cou...		96.00
Total 531.70 · Alarm					280.58
Total 531.00 · SUPERVISION, LABOR & EXPENSE					280.58
Total WATER TREATMENT					280.58
TOTAL					280.58

1:22 PM

01/14/22

Accrual Basis

Buckingham Park Water District
Transaction Detail By Account
 July through December 2021

Type	Date	Num	Name	Memo	Amount
NON-OPERATING REVENUE					
493.00 · TAXES & ASSESSMENTS					
General Journal	08/31/2021	47034	Water Sales	August 2021	-20,058.51
Deposit	09/08/2021	820153	County of L...	Property Tax Roll Apport May - June 2021	2,251.92
Total 493.00 · TAXES & ASSESSMENTS					-17,806.59
Total NON-OPERATING REVENUE					-17,806.59
TOTAL					-17,806.59

1:22 PM

01/14/22

Accrual Basis

Buckingham Park Water District
Transaction Detail By Account
 July through December 2021

Type	Date	Num	Name	Memo	Amount
NON-OPERATING REVENUE					
498.00 · OTHER NON-OPERATING REVENUES					
498.45 · CIP Reserve					
General Journal	07/31/2021	47024	Water Sales	July 2021	10,396.00
General Journal	08/31/2021	47034	Water Sales	August 2021	10,373.00
Check	09/28/2021	2827	County Of L...	Buoy	0.00
General Journal	09/30/2021	47046	Water Sales	September 2021	10,465.00
General Journal	10/31/2021	47053	Water Sales	October 2021	10,534.00
General Journal	11/30/2021	47064	Water Sales	November 2021	10,465.00
General Journal	12/31/2021	47069	Water Sales	December 2021	10,465.00
Total 498.45 · CIP Reserve					62,698.00
Total 498.00 · OTHER NON-OPERATING REVENUES					62,698.00
Total NON-OPERATING REVENUE					62,698.00
TOTAL					62,698.00

12:25 PM

Buckingham Park Water District

01/12/22

Balance Sheet

Accrual Basis

As of December 31, 2021

	Dec 31, 21
ASSETS	
Current Assets	
Checking/Savings	
125 · Umpqua Bank - 6156 (USDA pmnts)	29,691.67
110 · Umpqua Bank - 7106	-3,000.10
115 · Umpqua Bank- 1586	124,801.74
120 · LAIF	970,089.36
130 · Petty Cash	140.00
Total Checking/Savings	1,121,722.67
Accounts Receivable	
200 · Accounts Receivable	
200-80 · Cal OES Grant Reimbursement	163.48
200-20 · Delinquent Accounts Receivable	708.65
200-30 · Utility Billing Receivable	13,088.61
200.10 · Accounts Receivable - Other	517.38
200 · Accounts Receivable - Other	-125.00
Total 200 · Accounts Receivable	14,353.12
Total Accounts Receivable	14,353.12
Other Current Assets	
300 · Prepaid Expenses	
300-35 · Prepaid Insurance-Liability	9,464.65
300-10 · Prepaid Chemicals	
300-101 · Prepaid Coagulant	7,999.22
300-105 · Prepaid Coagulant Aid	-648.49
300-200 · PrePaid Chlor Disinfectant	866.18
300-10 · Prepaid Chemicals - Other	79.56
Total 300-10 · Prepaid Chemicals	8,296.47
300-20 · Prepaid Filter Media	867.67
300-30 · Prepaid Insurance-Workers Comp	1,612.07
300-40 · Prepaid Office Supplies & Svcs	24,036.09
300-60 · Prepaid Tools & Equip	-4,767.62
300 · Prepaid Expenses - Other	152.83
Total 300 · Prepaid Expenses	39,662.16
Total Other Current Assets	39,662.16
Total Current Assets	1,175,737.95
Fixed Assets	
Accumulated Depreciation	-2,708,773.37
CIP - 2016 Retaining Wall	76,581.54
CIP - CDPHP501710011264-FA5013	-46,493.52
CIP - Emergency	-0.20
CIP - USDA Dist System Improv	1,425,035.52
CIP -SRF-14-613-550	6,718.75
Equipment Assets	
Office Equipment	10,929.05
Tools & Equipment	116,721.38
Equipment Assets - Other	21,129.50
Total Equipment Assets	148,779.93
Land	325,085.00
Water System Assets	
Fence	6,050.00
Water System Assets - Other	4,706,518.07
Total Water System Assets	4,712,568.07
Water System Software	0.08

12:25 PM

Buckingham Park Water District

Balance Sheet

As of December 31, 2021

01/12/22

Accrual Basis

	Dec 31, 21
1651 · Office Building	168,464.27
Total Fixed Assets	4,107,966.07
Other Assets	
GMAC Bond Assessment Receivable	33,181.20
Total Other Assets	33,181.20
TOTAL ASSETS	5,316,885.22
LIABILITIES & EQUITY	
Liabilities	
Current Liabilities	
Accounts Payable	
Accounts Payable	12,458.98
Total Accounts Payable	12,458.98
Other Current Liabilities	
PAYROLL LIABILITIES	
Compensated Absences Accrued	4,714.81
EMPLOYEE WITHHOLDINGS	
Emp. IRA Contributions	1,161.98
Employee Fed W/H	1,869.40
Employee Medical W/H	3,973.79
Employee Paid FICA	
Employee % Medicare	67.03
Employee % Social Security	286.68
Total Employee Paid FICA	353.71
Employee PIT W/H	671.81
Employee Vol. SDI W/H	235.91
EMPLOYEE WITHHOLDINGS - Other	-637.61
Total EMPLOYEE WITHHOLDINGS	7,628.99
EMPLOYER CONTRIBUTIONS & TAXES	
Employer IRA Contributions	-424.08
Employer Medical Contribution	500.00
Payroll Taxes	
Employer FICA	
Medicare	-13.49
Social Security	367.20
Total Employer FICA	353.71
Employer SUI	-86.76
Employer Training Tax	-442.92
Payroll Taxes - Other	-3,308.76
Total Payroll Taxes	-3,484.73
EMPLOYER CONTRIBUTIONS & TAXES - Other	537.57
Total EMPLOYER CONTRIBUTIONS & TAXES	-2,871.24
PAYROLL LIABILITIES - Other	-349.78
Total PAYROLL LIABILITIES	9,122.78
Suspense	-1,069.13
2600 · Loan - SRF Zero Interest	178,200.00
Total Other Current Liabilities	186,253.65
Total Current Liabilities	198,712.63
Long Term Liabilities	
GMAC Bond Assessment Payable	-67,412.42

12:25 PM
01/12/22
Accrual Basis

Buckingham Park Water District
Balance Sheet
As of December 31, 2021

	Dec 31, 21
Less Current Portion USDA Loan	85,899.00 994,694.57
Total Long Term Liabilities	1,013,181.15
Total Liabilities	1,211,893.78
Equity	
Investment in Fixed Assets, Net Restricted	2,538,552.00
Capital Improvement Plan (\$23)	
Short Lived Asset Reserve -USDA	19,150.00
Debt Service - USDA Loan	45,113.00
Debt Service - S.R.F. Loan	6,600.00
Capital Improvement Plan (\$23) - Other	371,467.83
Total Capital Improvement Plan (\$23)	442,330.83
Emergency Reserves(\$7)	125,991.87
Expansion Fees(\$9k)	-22,238.66
Total Restricted	546,084.04
Unrestricted	
Unrestricted / Designated Gen. Operating Reserve	391,583.00
Total Unrestricted / Designated	391,583.00
Unrestricted - Other	240,510.86
Total Unrestricted	632,093.86
1110 - Retained Earnings	315,031.92
Net Income	73,229.62
Total Equity	4,104,991.44
TOTAL LIABILITIES & EQUITY	5,316,885.22

12:29 PM

01/12/22

Buckingham Park Water District
Statement of Cash Flows
December 2021

	Dec 21
OPERATING ACTIVITIES	
Net Income	4,805.73
Adjustments to reconcile Net Income to net cash provided by operations:	
200 · Accounts Receivable:200-30 · Utility Billing Receivable	-113.27
300 · Prepaid Expenses:300-35 · Prepaid Insurance-Liability	1,504.32
300 · Prepaid Expenses:300-10 · Prepaid Chemicals:300-101 · Prepaid Coagulant	587.69
300 · Prepaid Expenses:300-10 · Prepaid Chemicals:300-105 · Prepaid Coagulant Aid	-33.10
300 · Prepaid Expenses:300-10 · Prepaid Chemicals:300-200 · PrePaid Chlor Disinfectant	465.49
300 · Prepaid Expenses:300-20 · Prepaid Filter Media	115.00
300 · Prepaid Expenses:300-30 · Prepaid Insurance-Workers Comp	519.41
300 · Prepaid Expenses:300-40 · Prepaid Office Supplies & Svcs	-384.43
Accounts Payable	-1,718.44
PAYROLL LIABILITIES:EMPLOYEE WITHHOLDINGS:Emp. IRA Contributions	-4.90
PAYROLL LIABILITIES:EMPLOYEE WITHHOLDINGS:Employee Fed W/H	-13.00
PAYROLL LIABILITIES:EMPLOYEE WITHHOLDINGS:Employee Paid FICA:Employee % Medicare	-4.44
PAYROLL LIABILITIES:EMPLOYEE WITHHOLDINGS:Employee Paid FICA:Employee % Social Security	-18.98
PAYROLL LIABILITIES:EMPLOYEE WITHHOLDINGS:Employee PIT W/H	-6.45
PAYROLL LIABILITIES:EMPLOYEE WITHHOLDINGS:Employee Vol. SDI W/H	-3.68
PAYROLL LIABILITIES:EMPLOYER CONTRIBUTIONS & TAXES:Employer IRA Contributions	-5.50
PAYROLL LIABILITIES:EMPLOYER CONTRIBUTIONS & TAXES:Payroll Taxes:Employer FICA:Medicare	-4.44
PAYROLL LIABILITIES:EMPLOYER CONTRIBUTIONS & TAXES:Payroll Taxes:Employer FICA:Social Security	-18.98
PAYROLL LIABILITIES:EMPLOYER CONTRIBUTIONS & TAXES:Payroll Taxes:Employer SUI	-12.40
Net cash provided by Operating Activities	5,655.63
FINANCING ACTIVITIES	
1110 · Retained Earnings	-10,465.00
Restricted:Capital Improvement Plan (\$23)	10,297.51
Net cash provided by Financing Activities	-167.49
Net cash increase for period	5,488.14
Cash at beginning of period	1,116,234.53
Cash at end of period	1,121,722.67

12:29 PM

01/12/22

Buckingham Park Water District
Statement of Cash Flows
 July through December 2021

	Jul - Dec 21
OPERATING ACTIVITIES	
Net Income	73,229.62
Adjustments to reconcile Net Income to net cash provided by operations:	
200 · Accounts Receivable:200-30 · Utility Billing Receivable	42,248.30
300 · Prepaid Expenses	-152.83
300 · Prepaid Expenses:300-35 · Prepaid Insurance-Liability	-9,464.65
300 · Prepaid Expenses:300-10 · Prepaid Chemicals:300-101 · Prepaid Coagulant	-375.25
300 · Prepaid Expenses:300-10 · Prepaid Chemicals:300-105 · Prepaid Coagulant Aid	-112.81
300 · Prepaid Expenses:300-10 · Prepaid Chemicals:300-200 · PrePaid Chlor Disinfectant	1,367.16
300 · Prepaid Expenses:300-20 · Prepaid Filter Media	690.00
300 · Prepaid Expenses:300-30 · Prepaid Insurance-Workers Comp	-1,612.07
300 · Prepaid Expenses:300-40 · Prepaid Office Supplies & Svcs	-2,250.43
Accounts Payable	-1,417.51
PAYROLL LIABILITIES:EMPLOYEE WITHHOLDINGS:Emp. IRA Contributions	25.08
PAYROLL LIABILITIES:EMPLOYEE WITHHOLDINGS:Employee Fed W/H	125.00
PAYROLL LIABILITIES:EMPLOYEE WITHHOLDINGS:Employee Paid FICA:Employee % Medicare	-142.98
PAYROLL LIABILITIES:EMPLOYEE WITHHOLDINGS:Employee Paid FICA:Employee % Social Security	-611.28
PAYROLL LIABILITIES:EMPLOYEE WITHHOLDINGS:Employee PIT W/H	449.77
PAYROLL LIABILITIES:EMPLOYEE WITHHOLDINGS:Employee Vol. SDI W/H	225.81
PAYROLL LIABILITIES:EMPLOYER CONTRIBUTIONS & TAXES:Employer IRA Contributions	16.08
PAYROLL LIABILITIES:EMPLOYER CONTRIBUTIONS & TAXES:Payroll Taxes:Employer FICA:Medicare	-142.98
PAYROLL LIABILITIES:EMPLOYER CONTRIBUTIONS & TAXES:Payroll Taxes:Employer FICA:Social Security	-611.28
PAYROLL LIABILITIES:EMPLOYER CONTRIBUTIONS & TAXES:Payroll Taxes:Employer SUI	1.86
Net cash provided by Operating Activities	101,484.61
FINANCING ACTIVITIES	
USDA Loan	-31,334.37
1110 · Retained Earnings	-31,363.63
Restricted:Capital Improvement Plan (\$23)	-63,051.37
Restricted:Emergency Reserves(\$7)	-2,061.38
Net cash provided by Financing Activities	-127,810.75
Net cash increase for period	-26,326.14
Cash at beginning of period	1,148,048.81
Cash at end of period	1,121,722.67

JOURNAL ENTRY TO RECORD CHEMICAL INVENTORY FOR MONTH ENDING:

Dec. 2021

1. PRE-CHLORINE		
CREDIT: PREPAID CHEMICALS / DISINFECTANT		
DEBIT: 531.20 / PRE-CHLORINE		
\$	<u>204.73</u>	
		0.00
MEMO: EXPENSE	<u>47.5</u> GAL OF PRE-CL2	
		0.00
<hr/>		
2. POST-CHLORINE		
CREDIT: PREPAID CHEMICALS / DISINFECTANT		
DEBIT: 531.25 / POST CHLORINE		
\$	<u>260.76</u>	
		0.00
MEMO: EXPENSE	<u>60.5</u> GAL OF POST-CL2	
		0.00
<hr/>		
3. COAGULANT		
CREDIT: PREPAID CHEMICALS / COAGULANT		
DEBIT: 531.30 / COAGULANT		
\$	<u>554.59</u>	
		0.00
MEMO: EXPENSE	<u>84.8</u> GAL OF COAG	
		0.00
<hr/>		
4. COAGULANT AID		
CREDIT: PREPAID CHEMICALS / COAGULANT AID		
DEBIT: 531.35 / COAGULANT AID		
\$	<u>33.10</u>	
		0.00
MEMO: EXPENSE	<u>2.50</u> GAL OF COAG AID	
		0.00

pre cl2

47.5 x

4.31 =

204.73 *

post cl2

60.5 x

4.31 =

260.76 *

Coagulant

84.8 x

6.54 =

554.59 *

Coagulant
Aid

2.5 x

13.24 =

33.10 *

9:23 AM

01/12/22

Accrual Basis

Buckingham Park Water District
General Journal Transaction
December 31, 2021

Num	Name	Memo	Account	Class	Debit	Credit
47070		Expense pre-...	531.20 · Chemicals-...		204.73	
		Expense post...	531.25 · Chemicals-...		260.76	
		221 gal expen...	300-200 · PrePaid C...			465.49
					<u>465.49</u>	<u>465.49</u>
TOTAL					<u>465.49</u>	<u>465.49</u>

9:26 AM

01/12/22

Accrual Basis

Buckingham Park Water District
General Journal Transaction
December 31, 2021

<u>Num</u>	<u>Name</u>	<u>Memo</u>	<u>Account</u>	<u>Class</u>	<u>Debit</u>	<u>Credit</u>
47071		Coagulant Ex...	531.30 · Chemicals ...		554.59	
		Coagulant Ex...	300-105 · Prepaid C...		33.10	
		Coagulant Ex...	300-101 · Prepaid C...			587.69
					<u>587.69</u>	<u>587.69</u>
TOTAL					<u>587.69</u>	<u>587.69</u>



UMPQUA BANK

December 31, 2021 Page: 1 of 8



BUCKINGHAM PARK WATER DISTRICT UB
2880 EASTLAKE DR
KELSEYVILLE CA 95451-9031

Customer Service:
1-866-486-7782

Last statement: November 30, 2021
This statement: December 31, 2021

Analyzed Business Account Service fees for Account Opening and Usage, Business Online Banking-Multi-User Tiers, Additional Prior Day Accounts, Store Cash Services and Treasury Management Services, will change on November 01, 2021. For more information, visit: umpquabank.com: umpquabank.com/Analyzed-Business-Fees

PUBLIC FUNDS ANALYZED CHECKING

Account number	4861421586	Beginning balance	\$120,723.96
Low balance	\$112,468.95	Deposits/Additions	\$53,115.34
Average balance	\$122,418.37	Withdrawals/Subtractions	\$41,349.92
Interest earned	\$0.00	Ending balance	\$132,489.38

Deposits/Additions

<u>Date</u>	<u>Description</u>	<u>Additions</u>
12-17	Deposit	300.00
12-17	Deposit	120.00
12-30	Deposit	200.00
Total Additions		\$620.00

Other Deposits/ Additions

<u>Date</u>	<u>Description</u>	<u>Additions</u>
12-01	Remote Capture Dep	345.31
12-03	Remote Capture Dep	656.37
12-06	Remote Capture Dep	2,040.57
12-07	Remote Capture Dep	2,902.17
12-10	Remote Capture Dep	8,163.32
12-13	Remote Capture Dep	2,197.46
12-13	Remote Capture Dep	525.00
12-14	Remote Capture Dep	4,112.66
12-16	Remote Capture Dep	1,697.60
12-20	Remote Capture Dep	3,134.97
12-27	Remote Capture Dep	5,783.76
12-29	Remote Capture Dep	1,058.25
12-30	Remote Capture Dep	1,451.28

BUCKINGHAM PARK WATER DISTRICT

December 31, 2021 Page: 2 of 8

<u>Date</u>	<u>Description</u>	<u>Additions</u>
Total Other Deposits/ Additions		\$34,068.72

ACH and Electronic Payments/Subtractions

<u>Date</u>	<u>Description</u>	<u>Subtractions</u>
12-03	ACH Debit Vsp Payment Payments 20211203	46.28
12-03	ACH Debit Pitney Bowes Postedge 48049399 20211202	300.00
12-06	ACH Debit Pitney Bowes Postedge 48049399 20211203	300.00
12-07	ACH Debit Pgande Web Online 20211207	190.02
12-07	ACH Debit Pgande Web Online 20211207	220.47
12-07	ACH Debit Calpers 3100 7823229732 100000016583089	1,287.20
12-07	ACH Debit Pgande Web Online 20211207	2,213.16
12-09	ACH Debit Buckingham Park ACH 9425181586 Debit Offset For O Riginated Credits	5,203.11
12-10	ACH Debit Employment Devel Edd Eftpmt 240339744 20211210	133.72
12-10	ACH Debit Employment Devel Edd Eftpmt 1640434464 20211210	450.46
12-10	ACH Debit United Healthcar EDI Paymts 20211210 442580026278	2,883.16
12-10	ACH Debit IRS Usat taxpymt 270174443063086 20211210	2,965.94
12-21	ACH Debit Calpers 3100 7823229732 100000016617110	1,261.57
12-23	ACH Debit Employment Devel Edd Eftpmt 2000448288 20211223	129.22
12-23	ACH Debit Employment Devel Edd Eftpmt 743369504 20211223	418.19
12-23	ACH Debit IRS Usat taxpymt 270175712553958 20211223	2,863.46
12-23	ACH Debit Buckingham Park ACH 9425181586 Debit Offset For O Riginated Credits	5,036.89
12-28	ACH Debit Buckingham Park Rtn Item 9425181586 Chargeback For Ret Urned Originated D Ebits	110.17
12-29	ACH Debit Buckingham Park Rtn Item 9425181586 Chargeback For Ret Urned Originated D Ebits	99.93
12-29	ACH Debit Harland Clarke Chk Order 20211229	270.03
Total ACH and Electronic Payments/Subtractions		\$26,382.98

ACH and Electronic Deposits/Additions

<u>Date</u>	<u>Description</u>	<u>Additions</u>
12-02	ACH Credit Paygov.Us, LLC Tf 11.30 Buckingham Park 20211202	661.04
12-03	ACH Credit Paygov.Us, LLC Tf 12.1 Buckingham Park 20211203	266.47
12-06	ACH Credit Paygov.Us, LLC Tf 12.2 Buckingham Park 20211206	318.53
12-15	ACH Credit Paygov.Us, LLC Tf 12.13 Buckingham Park 20211215	111.00
12-20	ACH Credit Paygov.Us, LLC Tf 12.16 Buckingham Park 20211220	300.00
12-21	ACH Credit Paygov.Us, LLC Tf 12.17 Buckingham Park 20211221	111.10
12-22	ACH Credit Paygov.Us, LLC Tf 12.20 Buckingham Park 20211222	106.43
12-27	ACH Credit Buckingham Park Payment 9425181586 Credit Offset For Originated Debits	16,204.19
12-27	ACH Credit Paygov.Us, LLC Tf 12.23 Buckingham Park 20211227	229.74
12-31	ACH Credit Paygov.Us, LLC Tf 12.29 Buckingham Park 20211231	118.12
Total ACH and Electronic Deposits/Additions		\$18,426.62

Other Withdrawals/Subtractions

<u>Date</u>	<u>Description</u>	<u>Subtractions</u>
12-21	Maintenance Fee Analysis Activity For 11/21	264.90
12-27	Cash Mgmt Trsfr Dr Ref 36110571 Funds Transfer To Dep 4864976156 From Usda Loan Payment	375.95
Total Other Withdrawals/Subtractions		\$640.85

Daily Balances

Date	Amount	Date	Amount	Date	Amount
11-30	120,723.96	12-13	118,977.16	12-23	113,695.27
12-01	120,872.66	12-14	121,433.37	12-24	112,468.95
12-02	121,403.75	12-15	121,268.37	12-27	134,243.13
12-03	121,687.81	12-16	122,879.12	12-28	134,097.96
12-06	123,487.91	12-17	123,299.12	12-29	134,786.25
12-07	122,479.23	12-20	126,160.42	12-30	135,865.53
12-09	117,276.12	12-21	124,597.39	12-31	132,489.38
12-10	116,468.59	12-22	124,703.82		

Overdraft Fee Summary

	Total For This Period	Total Year-to-Date
Total Overdraft Fees	\$0.00	\$0.00
Total Returned Item Fees	\$0.00	\$0.00

Checks

Check #	Amount	Date	Check #	Amount	Date
2922	\$84.00	12-01	2955	\$207.94	12-14
2923	\$259.00	12-06	2956	\$147.66	12-21
*2927	\$129.95	12-02	2957	\$64.32	12-31
2928	\$292.50	12-03	2958	\$391.45	12-14
*2930	\$573.67	12-20	2959	\$100.00	12-14
*2933	\$112.61	12-01	2960	\$154.01	12-10
*2938	\$2,383.56	12-10	*2962	\$2,560.79	12-23
*2946	\$213.89	12-13	*2969	\$35.00	12-28
2947	\$89.00	12-14	*2971	\$572.00	12-30
*2949	\$28.92	12-14	2972	\$67.56	12-27
2950	\$84.00	12-15	2973	\$384.43	12-24
2951	\$299.00	12-14	2974	\$129.95	12-31
2952	\$192.00	12-15	2975	\$841.89	12-24
2953	\$86.85	12-16	*2978	\$3,300.00	12-31
2954	\$540.14	12-14			

(* Skip in check sequence, R-Check has been returned,+ Electronified check)

Total Checks paid: 29 for **-\$14,326.09**

BUCKINGHAM PARK WATER DISTRICT
 P.O. BOX 4454
 280 EASTLAKE DR.
 KILLEBUCK, CA 95451-0454

2922

11/22/2021

PAY TO THE ORDER OF Cuffman Extentors Alliance \$ 84.00

Elthy For and 09100

MEMO: Kurock Risk Corporation
 DBA: Cuffman Extentors Alliance
 PO Box 449
 Kelsey, CA 95451

MEMO: 41215

⑆002922⑆ ⑆123205054⑆ 4861421586⑆

Check # 2922, Posted 12-01-21, Amount \$84.00

BUCKINGHAM PARK WATER DISTRICT
 P.O. BOX 4454
 280 EASTLAKE DR.
 KILLEBUCK, CA 95451-0454

2928

11/22/2021

PAY TO THE ORDER OF PAGE ENGINEERING \$ 292.50

Two Hundred Ninety Two and 50/100

MEMO: PAGE ENGINEERING
 6155 Vulture Parkway
 Redford, CA 95002

MEMO: 2412022014Water System Upgrades

⑆002928⑆ ⑆123205054⑆ 4861421586⑆

Check # 2928, Posted 12-03-21, Amount \$292.50

BUCKINGHAM PARK WATER DISTRICT
 P.O. BOX 4454
 280 EASTLAKE DR.
 KILLEBUCK, CA 95451-0454

2923

11/22/2021

PAY TO THE ORDER OF Coastal Mountain Electric \$ 259.00

Two Hundred Fifty Nine and 00/100

MEMO: James Day Construction, Inc
 Coastal Mountain Electric
 PO Box 878
 Lower Lake, CA 95457

MEMO: 06249900

⑆002923⑆ ⑆123205054⑆ 4861421586⑆

Check # 2923, Posted 12-06-21, Amount \$259.00

BUCKINGHAM PARK WATER DISTRICT
 P.O. BOX 4454
 280 EASTLAKE DR.
 KILLEBUCK, CA 95451-0454

2930

11/22/2021

PAY TO THE ORDER OF Out \$ 573.67

Five Hundred Seventy Three and 67/100

MEMO: Out
 PO Box 37600
 Philadelphia, CA 19101-0000

MEMO: 06249900

⑆002930⑆ ⑆123205054⑆ 4861421586⑆

Check # 2930, Posted 12-20-21, Amount \$573.67

BUCKINGHAM PARK WATER DISTRICT
 P.O. BOX 4454
 280 EASTLAKE DR.
 KILLEBUCK, CA 95451-0454

2923

11/22/2021

PAY TO THE ORDER OF Coastal Mountain Electric \$ 259.00

Two Hundred Fifty Nine and 00/100

MEMO: James Day Construction, Inc
 Coastal Mountain Electric
 PO Box 878
 Lower Lake, CA 95457

MEMO: 06249900

⑆002923⑆ ⑆123205054⑆ 4861421586⑆

Check # 2930, Posted 12-20-21, Amount \$573.67

BUCKINGHAM PARK WATER DISTRICT
 P.O. BOX 4454
 280 EASTLAKE DR.
 KILLEBUCK, CA 95451-0454

2927

11/22/2021

PAY TO THE ORDER OF Medison \$ 129.95

One Hundred Twenty Nine and 95/100

MEMO: Medison
 P.O. Box 5744
 Carl of Steam, IL 60197-5741

MEMO: 834800030092052

⑆002927⑆ ⑆123205054⑆ 4861421586⑆

Check # 2927, Posted 12-02-21, Amount \$129.95

BUCKINGHAM PARK WATER DISTRICT
 P.O. BOX 4454
 280 EASTLAKE DR.
 KILLEBUCK, CA 95451-0454

2930

11/22/2021

PAY TO THE ORDER OF Out \$ 573.67

Five Hundred Seventy Three and 67/100

MEMO: Out
 PO Box 37600
 Philadelphia, CA 19101-0000

MEMO: 06249900

⑆002930⑆ ⑆123205054⑆ 4861421586⑆

Check # 2930, Posted 12-20-21, Amount \$573.67

BUCKINGHAM PARK WATER DISTRICT
 P.O. BOX 4454
 280 EASTLAKE DR.
 KILLEBUCK, CA 95451-0454

2933

11/22/2021

PAY TO THE ORDER OF Verizon Wireless \$ 112.61

One Hundred Twelve and 61/100

MEMO: Verizon Wireless
 PO Box 650104
 Dallas, TX 75265-0104


MEMO: 74201306-00001

⑆002933⑆ ⑆123205054⑆ 4861421586⑆

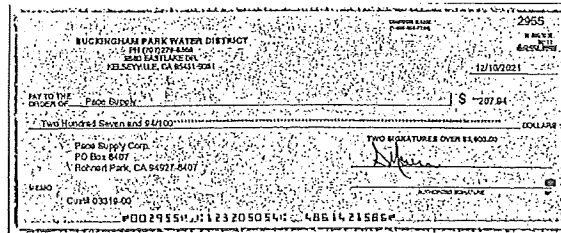
Check # 2933, Posted 12-01-21, Amount \$112.61

DEPT O Medison Comm. Corporation 834800030092052
 Absence of Endorsement Guaranteed


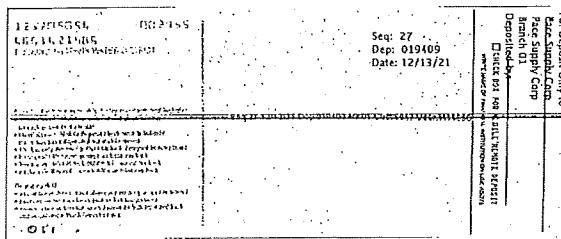

WELLS FARGO BANK - 435724147
 STAPLED 00004510008 AT WELLS FARGO BANK




Check # 2952, Posted 12-15-21, Amount \$192.00






Check # 2955, Posted 12-14-21, Amount \$207.94




Check # 2953, Posted 12-16-21, Amount \$86.85





Check # 2956, Posted 12-21-21, Amount \$147.66



Check # 2954, Posted 12-14-21, Amount \$540.14



Check # 2957, Posted 12-31-21, Amount \$64.32



BUCKINGHAM PARK WATER DISTRICT

December 31, 2021 Page: 8 of 8

BUCKINGHAM PARK WATER DISTRICT
 P.O. Box 600
 3400 EASTLAKE DR.
 KELSEYVILLE, CA 95441-6001

2972
 12/27/2021

PAY TO THE ORDER OF KelseyDe Lumber \$ 67.56

Eighty Seven and 50/100

KelseyDe Lumber
 P.O. Box 310
 Kelseyville, CA 95451

MEMO # BUCPA

⑆002972⑆ ⑆123205054⑆ 4861421586⑆

Check # 2972, Posted 12-27-21, Amount \$67.56

DEPT TO Medicom Comm. Corporation R38490030092852
 Absence of Endorsement Guaranteed

12/23/2021

PAY TO THE ORDER OF Face Supply \$ 841.89

Eight Hundred Forty One and 89/100

Face Supply Corp
 PO Box 6407
 Robert Park, CA 94927-6407

MEMO Cash 03316-03

⑆002975⑆ ⑆123205054⑆ 4861421586⑆

BUCKINGHAM PARK WATER DISTRICT
 P.O. Box 600
 3400 EASTLAKE DR.
 KELSEYVILLE, CA 95441-6001

2975
 12/23/2021

PAY TO THE ORDER OF Face Supply \$ 841.89

Eight Hundred Forty One and 89/100

Face Supply Corp
 PO Box 6407
 Robert Park, CA 94927-6407

MEMO Cash 03316-03

⑆002975⑆ ⑆123205054⑆ 4861421586⑆

Check # 2975, Posted 12-24-21, Amount \$841.89

BUCKINGHAM PARK WATER DISTRICT
 P.O. Box 600
 3400 EASTLAKE DR.
 KELSEYVILLE, CA 95441-6001

2973
 12/23/2021

PAY TO THE ORDER OF Leve County Waste Solutions \$ 384.43

Three Hundred Eighty Four and 43/100

Leve County Waste Solutions
 P.O. Box 60
 Ukiah, CA 95422-0060

MEMO

⑆002973⑆ ⑆123205054⑆ 4861421586⑆

Check # 2973, Posted 12-24-21, Amount \$384.43

Seq: 2
 Dep: 019575
 Date: 12/23/21

Doc# 1232021 Dep 019575 A01 Cust 00347 User 1193109

POST OFFICE ONLY
 Face Supply Corporation
 MASTER
 Deposited by: PO BOX 6407
 Robert Park, CA 94927-6407

4000158889
 CS Waste Solutions of CA
 Lake County, California
 15000 W. STATE ST. SUITE 100
 Ukiah, CA 95422-3000

BUCKINGHAM PARK WATER DISTRICT
 P.O. Box 600
 3400 EASTLAKE DR.
 KELSEYVILLE, CA 95441-6001

2978
 12/21/2021

PAY TO THE ORDER OF State Water Resources Control Board (SRF) \$ 3,300.00

Three Thousand Three Hundred and 00/100

State Water Resources Control Board
 SRF Accounting Office
 P.O. Box 1800
 Sacramento, CA 95812-1800

MEMO Control # 16813, Project Number 1110011-0010

⑆002978⑆ ⑆123205054⑆ 4861421586⑆

Check # 2978, Posted 12-31-21, Amount \$3,300.00

Seq: 2
 Dep: 236035
 Date: 12/30/21

Doc# 1232021 Dep 236035 A01 Cust 00347 User 1193223

POST OFFICE ONLY
 SRF Accounting Office
 Deposited by: PO BOX 1800
 Sacramento, CA 95812-1800

BUCKINGHAM PARK WATER DISTRICT
 P.O. Box 600
 3400 EASTLAKE DR.
 KELSEYVILLE, CA 95441-6001

2974
 12/23/2021

PAY TO THE ORDER OF Medcom \$ 129.95

One Hundred Twenty Nine and 95/100

Medcom
 P.O. Box 6741
 Carol Stream, IL 60197-6741

MEMO

⑆002974⑆ ⑆123205054⑆ 4861421586⑆

Check # 2974, Posted 12-31-21, Amount \$129.95



UMPQUA BANK

December 31, 2021 Page: 1 of 2



BUCKINGHAM PARK WATER DISTRICT UB
 U S D A LOAN
 2880 EASTLAKE DR
 KELSEYVILLE CA 95451-9031

Customer Service:
 1-866-486-7782

Last statement: November 30, 2021
 This statement: December 31, 2021

Analyzed Business Account Service fees for Account Opening and Usage, Business Online Banking-Multi-User Tiers, Additional Prior Day Accounts, Store Cash Services and Treasury Management Services, will change on November 01, 2021. For more information, visit: umpquabank.com:umpqua-bank.com/Analyzed-Business-Fees

PUBLIC FUNDS ANALYZED CHECKING

Account number	4864976156	Beginning balance	\$29,292.89
Low balance	\$29,266.98	Deposits/Additions	\$375.95
Average balance	\$29,344.33	Withdrawals/Subtractions	\$25.91
Interest earned	\$0.00	Ending balance	\$29,642.93

Other Deposits/ Additions

<u>Date</u>	<u>Description</u>	<u>Additions</u>
12-27	Cash Mgmt Trsfr Cr Ref 36110571 Funds Transfer Frm Dep 4861421586 From Usda Loan Payment	375.95
Total Other Deposits/ Additions		\$375.95

Other Withdrawals/Subtractions

<u>Date</u>	<u>Description</u>	<u>Subtractions</u>
12-21	Maintenance Fee Analysis Activity For 11/21	25.91
Total Other Withdrawals/Subtractions		\$25.91

Daily Balances

<u>Date</u>	<u>Amount</u>	<u>Date</u>	<u>Amount</u>	<u>Date</u>	<u>Amount</u>
11-30	29,292.89	12-21	29,266.98	12-27	29,642.93
				12-31	29,642.93

Overdraft Fee Summary

	Total For This Period	Total Year-to-Date
Total Overdraft Fees	\$0.00	\$0.00
Total Returned Item Fees	\$0.00	\$0.00

Checks

(* Skip in check sequence, R-Check has been returned,+ Electronified check)
 Total Checks paid: 0 for **-\$0.00**

||
 ||
 ||
 ||

California State Treasurer
Fiona Ma, CPA



Local Agency Investment Fund
P.O. Box 942809
Sacramento, CA 94209-0001
(916) 653-3001

January 11, 2022

[LAIF Home](#)
[PMIA Average Monthly Yields](#)

BUCKINGHAM PARK WATER DISTRICT

OFFICE MANAGER
2880 EASTLAKE DRIVE
KELSEYVILLE, CA 95451

[Tran Type Definitions](#)

Account Number: 90-17-003

December 2021 Statement



Account Summary


Total Deposit:	0.00	Beginning Balance:	970,089.36
Total Withdrawal:	0.00	Ending Balance:	970,089.36

Buckingham Park Water District

Petty Cash Expense Log

Month: December 2021

DATE	VENDOR	CODE	PURPOSE	AMOUNT	CASH RECD' BY:	QB ENTRY BY:
12/1/21	Braitos	541.60	Gas @ Ford 1x20 4x10	60.00 ✓	WR	
12/13/21	Braitos	541.60	Gas @ Ford 3x20	60.00 ✓	WR	


Signature of Verification

12/11/22
Date

1:35 PM

01/11/22

Accrual Basis

**Buckingham Park Water District
Account QuickReport
As of December 31, 2021**

Type	Date	Num	Name	Memo	Split	Amount	Balance
130 · Petty Cash							105.99
Check	12/01/2021		Brailo's Riviera Foods		541.60 · Mileag...	-60.00	45.99
Check	12/07/2021	2960	Ahimsah Wonderwhe...		115 · Umpqua B...	154.01	200.00
Check	12/13/2021		Brailo's Riviera Foods		541.60 · Mileag...	-60.00	140.00
Total 130 · Petty Cash						34.01	140.00
TOTAL						34.01	140.00

PETTY CASH RECONCILIATION

DATE: 1/3/2022

\$0.01	<u>0.05</u>	(Attach tape here)	
\$0.05	<u>0.15</u>		0.006+
\$0.10	<u>0.30</u>		0.05 +
\$0.25	<u>0.50</u>		0.15 +
\$1.00	<u>14.00</u>		0.30 +
\$5.00	<u>35.00</u>		0.50 +
\$10.00	<u>30.00</u>		14.00 +
\$20.00	<u>60.00</u>		35.00 +
\$50.00	<u> </u>		30.00 +
\$100.00	<u> </u>		60.00 +
Total Cash	<u>140.00</u>		140.006+

Reconciled By: [Signature] | 1/3/22
Date

Verified By: [Signature] | 1/3/22
Date

WIZ 12/1/21
GAS FOR RANGER + RED CAN

RIVIERA FOODS
6730 STATE HWY 231, KELSEYVILLE CA
(707) 277-7601

0001 01 01084946 12/01/21 9:44a 151
GAS \$60.00

	SUBTOTAL	\$60.00	
938.16 MI	TOTAL	\$60.00	
	CASH	\$60.00	60.00
	CHANGE	\$0.00	

OF ITEMS: 1

12.769 GALL @ \$4.699/GAL

WTR 12/13/21
GAS FOR RANGER

RIVIERA FOODS
8730 STATE HWY 231 KELSEVILLE CA
(707) 277-7601

0001 01 01091290 12/13/21 11:18 1.51
GAS \$60.00

SUBTOTAL \$50.00
TOTAL \$50.00
CASH \$50.00
CHANGE \$0.00

94,000 MILES


OF ITEMS: 1


12.769 GAL @ \$4.699/GAL

PETTY CASH RECONCILIATION

DATE: 12/7/21

\$0.01	<u>.04</u>	(Attach tape here)	
\$0.05	<u>.15</u>		
\$0.10	<u>.30</u>		0.00G +
\$0.25	<u>.50</u>		0.04 +
\$1.00	<u>10.00</u>		0.15 +
\$5.00	<u>35.00</u>		0.30 +
\$10.00	<u> </u>		0.50 +
\$20.00	<u> </u>		10.00 +
\$50.00	<u> </u>		35.00 +
\$100.00	<u> </u>		45.99G +
Total Cash	<u>45.99</u>		

Reconciled By:  12/7/21
Date

Verified By:  1/2/7/21
Date

0.00G +
200.00 +
45.99 -
154.01G +

11:34 AM
 12/07/21
 Accrual Basis

Buckingham Park Water District
Account QuickReport
 As of December 7, 2021

Type	Date	Num	Name	Memo	Split	Amount	Balance
130 · Petty Cash							105.99
Check	12/01/2021		Braitto's Riviera Foods		541.60 · Mileag...	-60.00	45.99
Total 130 · Petty Cash						-60.00	45.99
TOTAL						-60.00	45.99

BUCKINGHAM PARK WATER DISTRICT

Ahimsah Wonderwheel - Petty Cash
130 · Petty Cash

12/7/2021

2960

154.01

Umpqua Bank- 1586

154.01

BUCKINGHAM PARK WATER DISTRICT

Ahimsah Wonderwheel - Petty Cash
130 · Petty Cash

12/7/2021

2960

154.01

Umpqua Bank- 1586

154.01

A

BUCKINGHAM PARK WATER DISTRICT

INTERNAL CONTROLS
 COMPLIANCE REVIEW: PAYROLL TAX
 VOLUNTARY SDI

2021 VOLUNTARY SDI

EDD Account #776-5345-9 - Voluntary SDI (Rate 1%)

Quarter #1	Payments							
PR Ending:	1/8/21	1/22/21	2/5/21	2/19/21	2/27/21	3/13/21	3/13/21	
Date Pd:	1/8/21	1/22/21	2/5/21	2/19/21	3/5/21	3/19/21	3/19/21	Total Paid
Amount Paid:	96.60	139.47	118.88	115.58	122.15	118.18	116.54	827.40
	x	x	x	x	x	x		applied to Q2 - will see reimb. Ck.

Quarter #2	Payments							
PR Ending:		4/16/21	5/8/21	5/22/21	6/5/21	6/19/21	6/19/21	
Date Pd:	4/2/21	4/16/21	5/14/21	5/28/21	6/11/21	6/18/21	6/25/21	Total Paid
Amount Paid:	116.54	113.50	119.38	116.95	116.96	113.87	114.44	811.64
	x	x	x	x	x	x	x	

Quarter #3	Payments							
PR Ending:	7/3/21	7/17/21	7/31/21	8/14/21	8/28/21	9/11/21	9/25/21	
Date Pd:	7/5/21	7/23/21	8/6/21	8/20/21	9/3/21	9/13/21	10/21/21	Total Paid
Amount Paid:	10.67	130.82	127.03	129.51	125.30	133.95	119.14	776.42
	x	x	x	x	x	x		129.80 Payment for payroll through 9/27/21 was posted to EDD in Quarter 4. Paid \$119.14 on 10.21.21

Quarter #4	Payments							
PR Ending:	9/25/21	10/9/21	10/23/21	11/6/21	11/20/21	12/4/21	12/18/21	
Date Pd:	9/27/21	10/15/21	10/25/21	11/8/21	11/22/21	12/10/22	12/23/21	Total Paid
Amount Paid:	129.80	129.32	151.21	132.95	128.21	133.72	129.22	934.43
	x	x	x	x	x	x	x	129.80 - error to be refunded

VARIANCES:

- 119.14 make up payment for q3 @ corrected liability dates
- 129.8 Payment for payroll through 9/27/21 was posted to EDD in Quarter 4.

NOTES TO VARIANCES:

Nakia Sorkett 1/17/2022

Verifying Signature

Date

BUCKINGHAM PARK WATER DISTRICT

INTERNAL CONTROLS
COMPLIANCE REVIEW: PAYROLL TAX
UNEMPLOYMENT PERSONAL TAX W/H

2021 CA UNEMPLOYMENT & PERSONAL INCOME TAX WITHOLDING

EDD Account #698-1192-5 - Unemployment Tax & Personal Income Tax Withheld

Quarter #1		Payments								
PR Ending:	1/8/21	1/22/21	2/2/21	2/5/21	2/5/21	2/19/21	2/19/21	2/27/21	3/13/21	
Date Pd:	1/8/21	1/22/21	thru 1/31/21	2/5/21	2/5/21	2/19/21	2/19/21	3/5/21	3/19/21	Total Paid
Unemployment:	622.03	639.22		340.16	0.00	0.00	164.48	18.47	3.72	1788.08
Personal Tax W/H:	431.56	436.32	3.74	0.00	439.71	434.04	164.48	465.01	449.25	2659.63
Amount Paid:	1,053.59	1,075.54	3.74	340.16	439.71	434.04	164.48	483.48	452.97	4447.71
ETT:										0.00
Total										4,447.71

Quarter #2		Payments								
PR Ending:	4/2/21	4/16/21	4/30/21	5/8/21	5/22/21	6/5/21	6/30 to capture	6/19/21		
Date Pd:	4/2/21	4/16/21		5/10/21	5/28/21	6/11/21	6/18/21	6/25/21	Total Paid	QB
Unemployment:	6.20	0.00	0.00	17.98	0.00	14.88	11.16	0.00	50.22	53.32
Personal Tax W/H:	430.82	417.55	0.00	436.49	443.90	421.31	403.60	407.34	2961.01	2,508.29
Amount Paid:	437.02	417.55	0.00	454.47	443.90	436.19	414.76	407.34	3011.23	449.62
ETT:									0.00	
Total										3,011.23

Quarter #3		Payments							
PR Ending:	7/3/21	7/17/21	7/31/21	8/14/21	8/28/21	9/11/21	9/25/21	9/25/21	
Date Pd:	7/23/21	8/6/21	8/20/21	9/3/21	9/13/21		9/27/21	Total Paid	
Unemployment:	0.00	9.30	0.00	11.16	0.00	19.84	0.00	0.00	40.30
Personal Tax W/H:	0.00	404.02	412.49	415.92	401.66	436.08	0.00	431.50	2070.17
Amount Paid:	0.00	413.32	412.49	427.08	401.68	455.92	0.00	431.50	2110.49
ETT:									0.00
Paid \$451.52 for UI & PIT 10/25/21									Total 2,110.49

Quarter #4		Payments							
PR Ending:	9/25/21	10/9/21	10/23/21	11/6/21	11/20/21	12/4/21	12/18/21		
Date Pd:	9/27/21	10/15/21	10/25/21	11/8/21	11/22/21	12/10/21	12/23/21	Total Paid	
Unemployment:	0.00	19.84	0.00	24.80	0.00	12.40	0.00	57.04	
Personal Tax W/H:	431.50	401.59	598.03	418.26	424.24	438.06	418.19	3129.87	
Amount Paid:	431.50	421.43	598.03	443.06	424.24	450.46	418.19	3186.91	
ETT:								0.00	
Total									3,186.91

pay day
 10/15/2021 10/9/2021 - did not pay UI 19.84
 11/12/2021 11/5/21 - did not pay UI 24.8
 12/10/2021 12/4/21 - did not pay UI 12.4
 57.04 Due for Q4-2021 Unemployment Ins.

VARIANCES: 57.04 in missing UI payments submitted to EDD on 1/17/21 for 2021-Q4

NOTES TO VARIANCES:

Nakia Sockell 1/17/2022

 Verifying Signature Date

BUCKINGHAM PARK WATER DISTRICT

INTERNAL CONTROLS
COMPLIANCE REVIEW: PAYROLL TAX
FEDERAL TAXES

2021 FEDERAL TAX RECONCILIATION

US Treasury Form 941 - Account #94-2518883 Federal Taxes

Quarter #1	Payments								Total Paid
PR Ending:						2/27/21	3/13/21	3/27/21	
Date Pd:	1/8/21	1/22/21	2/2/21	2/5/21	2/19/21	3/5/21	3/19/21	4/21/21	
Federal W/H	1,061.00	1,081.00	7.00	1,089.00	1,077.00	1,143.00	1,111.00	1,133.00	7,702.00
Medi CO %	144.60	149.50	3.74	148.05	144.06	152.12	147.31	146.80	1,036.18
Medi EE %	144.60	149.50	3.74	148.05	144.06	152.12	147.31	146.80	1,036.18
Total Medi:	289.20	299.00	7.48	296.10	288.12	304.24	294.62	293.60	2,072.36
SS CO %	618.29	639.22	0.87	633.08	615.97	650.43	629.88	627.67	4,415.41
SS EE %	618.29	639.22	0.87	633.08	615.97	650.43	629.88	627.67	4,415.41
Total SS:	1,236.58	1,278.44	1.74	1,266.16	1,231.94	1,300.86	1,259.76	1,255.34	8,830.82
Amount Paid:	2,586.78	2,658.44	16.22	2,651.26	2,597.06	2,748.10	2,665.38	2,681.94	18,605.18

(1/20/22-1/22/21)

** \$2681.94. This was intended for Q2-Posted to Q1 by mistake. Expect refund

Quarter #2	Payments								Total Paid	Total Due
PR Ending:	3/27/21	4/10/21	5/8/21	5/22/21	6/5/21	6/11 capture all	6/19/21			
Date Pd:	4/2/21	4/16/21	5/10/21	5/28/21	6/14/21	6/18/21	6/25/21			
Federal W/H	1,133.00	1,106.00	12.00	1,160.00	1,113.00	1,078.00	7.00	5,609.00	6,725.00	
Medi CO %	146.80	143.07	3.51	147.43	147.19	143.35	0.87	732.22	881.84	
Medi EE %	146.80	143.07	3.51	147.43	147.19	143.35	0.87	732.22	881.84	
Total Medi:	293.60	286.14	7.02	294.86	294.38	286.70	1.74	1,464.44	1,763.68	
SS CO %	627.67	611.77	15.01	630.35	629.39	612.95	3.74	3,130.88	3,770.61	
SS EE %	627.67	611.77	15.01	630.35	629.39	612.95	3.74	3,130.88	3,770.61	
Total SS:	1,255.34	1,223.54	30.02	1,260.70	1,258.78	1,225.90	7.48	6,261.76	7,541.22	
Amount Paid:	2,681.94	2,615.68	49.04	2,715.56	2,666.16	2,590.60	16.22	13,335.20	16,029.90	

x x x x x x x
 Paid \$16.33 on 5/24/21 (CP134B)
 Paid \$16.22 on 5/24/21 (CP276B)
 Q2: 2021 Underpaid by \$2694.70
 Payment submitted 8/18/21

Quarter #3	Payments								Total Paid
PR Ending:	7/3/21	7/17/21	7/31/21	8/14/21	8/28/21	9/11/21	9/25/2021	10/22/2021	
Date Pd:		7/23/21	8/6/21	8/20/21	8/20/21	9/13/21	9/27/21	makeup pmnt	
Federal W/H	1,123.00	1,216.00	1,199.00	1,116.00	1,202.00	1,297.00	1,234.00	111.00	8,498.00
Medi CO %	150.49	158.07	153.48	149.62	156.51	163.62	156.86	6.38	1,095.03
Medi EE %	150.49	158.07	153.48	149.62	156.51	163.62	156.86	6.38	1,095.03
Total Medi:	300.98	316.14	306.96	299.24	313.02	327.24	313.72	12.76	2,190.06
SS CO %	643.47	675.89	656.28	639.73	669.22	699.66	670.70	27.24	4,682.19
SS EE %	643.47	675.89	656.28	639.73	669.22	699.66	670.70	27.24	4,682.19
Total SS:	1,286.94	1,351.78	1,312.56	1,279.46	1,338.44	1,399.32	1,341.40	54.48	9,364.38
Amount Paid:	2,710.92	2,883.92	2,818.52	2,694.70	2,853.46	3,023.56	2,889.12	178.24	20,052.44

x x x x x x
 EFTPS \$2889.12 applied to Q4 in error
 Q3 pmnt for payroll of 9/25/21 was applied to Q4.
 S/B q3

Quarter #4	Payments						Total Paid
PR Ending:	10/9/21	10/23/21	11/6/21	11/20/21	12/4/21	12/18/21	
Date Pd:	10/15/21	10/25/21	11/8/21	11/22/21	12/10/21	12/23/21	
Federal W/H	1,172.00	1,611.00	1,207.00	1,219.00	1,261.00	1,216.00	6,514.00
Medi CO %	156.27	182.70	160.64	154.93	161.57	156.14	815.98
Medi EE %	156.27	182.70	160.64	154.93	161.57	156.14	815.98
Total Medi:	312.54	365.40	321.28	309.86	323.14	312.28	1,631.96
SS CO %	668.18	781.21	686.87	662.44	690.90	667.59	3,489.01
SS EE %	668.18	781.21	686.87	662.44	690.90	667.59	3,489.01
Total SS:	1,336.36	1,562.42	1,373.74	1,324.88	1,381.80	1,335.18	6,978.02
Amount Paid:	2,820.90	3,538.82	2,902.02	2,853.74	2,965.94	2,863.46	15,123.98

x x x x x
 \$3,538.82 posted to Q3 error EFTP\$965.94
 2906.1

NOTES:

Nakia Sackett 1/17/2022

Verifying Signature

Date



Date Requested: January 17, 2022
 Account Number: 698-1192-5

BUCKINGHAM PARK WATER DISTRICT

Quarterly Contribution Return and Report of Wages (Continuation) (DE 9C)

Quarter Ended: December 31, 2021

A. Employees full-time and part-time who worked during or received pay subject to UI for the payroll period which includes the 12th of the month.

- B. Reporting Voluntary DI wages
 C. No Payroll
 D. Out of Business

1st Month 2nd Month 3rd Month
 5 5 5

E. SSN	F. First Name	MI	Last Name	G. Total Subject Wages	H. Total PIT Wages	I. Total PIT Withheld	Wage Code
559-45-4295	AHIMSAH	O	WONDERWHEEL	21,033.96	19,614.18	992.71	A
554-11-3211	ALAN		MITCHELL	26,918.74	25,101.73	1,554.08	A
550-45-4458	NAKIA	D	FOSKETT	920.00	920.00	0.00	A
570-98-8222	WILLIAM	A	RAE	15,931.38	14,856.00	549.63	A
565-59-6495	LORI	A	GONZALEZ	13,084.68	13,084.68	33.56	A

M. Grand Total Subject Wages

77,888.76

N. Grand Total PIT Wages

73,576.59

O. Grand Total PIT Withheld

3,129.98



Confirmation No.: 0-853-150-816
 Date Requested: January 17, 2022
 Account Number: 698-1192-5

BUCKINGHAM PARK WATER DISTRICT

Page: 1

Quarterly Contribution Return and Report of Wages (DE 9)

Quarter Ended: December 31, 2021

A. No Wages Paid This Quarter []

B. Out of Business/No Employees []

C. Total Subject Wages Paid This Quarter \$77,888.76

D. Unemployment Insurance (UI) (Total employee wages up to 7,000.00 per employee per calendar year)

UI Rate %		UI Taxable Wages		
6.20	x	\$920.00	=	\$57.04

E. Employment Training Tax (ETT)

ETT Rate %		ETT Taxable Wages		
0.00	x	\$920.00	=	\$0.00

F. State Disability Insurance (Total employee wages up to 128,298.00 per employee per calendar year)

SDI Rate %		SDI Taxable Wages		
0.00	x	\$0.00	=	\$0.00

G. California Personal Income Tax (PIT) Withheld \$3,129.98

H. Subtotal \$3,187.02

I. Less: (Contributions and Withholdings Paid for the Year) \$3,129.87
 (DO NOT Include Penalty and Interest Payments)

J. Total Taxes Due or Overpaid (Item H minus item I) \$57.15



Date Requested: January 17, 2022
 Account Number: 776-5345-9

BUCKINGHAM PARK WATER DISTRICT

Quarterly Contribution Return and Report of Wages (Continuation) (DE 9C)

Quarter Ended: December 31, 2021

A. Employees full-time and part-time who worked during or received pay subject to UI for the payroll period which includes the 12th of the month.

- B. Reporting Voluntary DI wages
 C. No Payroll
 D. Out of Business

1st Month 2nd Month 3rd Month
 5 5 5

E. SSN	F. First Name	MI	Last Name	G. Total Subject Wages	H. Total PIT Wages	I. Total PIT Withheld	Wage Code
550-45-4458	NAKIA	D	FOSKETT	920.00	0.00	0.00	J
554-11-3211	ALAN		MITCHELL	25,101.73	0.00	0.00	J
559-45-4295	AHIMSAH	O	WONDERWHEEL	19,614.18	0.00	0.00	J
570-98-8222	WILLIAM	A	RAE	14,856.00	0.00	0.00	J
565-59-6495	LORI	A	GONZALEZ	13,084.68	0.00	0.00	J

M. Grand Total Subject Wages

73,576.59

N. Grand Total PIT Wages

0.00

O. Grand Total PIT Withheld

0.00



Confirmation No.: 1-331-301-472
 Date Requested: January 17, 2022
 Account Number: 776-5345-9

BUCKINGHAM PARK WATER DISTRICT

Page: 1

Quarterly Contribution Return and Report of Wages (DE 9)

Quarter Ended: December 31, 2021

A. No Wages Paid This Quarter	[]	
B. Out of Business/No Employees	[]	
C. Total Subject Wages Paid This Quarter		\$77,888.76
D. Unemployment Insurance (UI)	(Total employee wages up to 7,000.00 per employee per calendar year)	
UI Rate %	UI Taxable Wages	
0.00	x \$0.00	= \$0.00
E. Employment Training Tax (ETT)		
ETT Rate %	ETT Taxable Wages	
0.00	x \$0.00	= \$0.00
F. State Disability Insurance	(Total employee wages up to 128,298.00 per employee per calendar year)	
SDI Rate %	SDI Taxable Wages	
1.20	x \$73,576.59	= \$882.92
G. California Personal Income Tax (PIT) Withheld		\$0.00
H. Subtotal		\$882.92
I. Less: (Contributions and Withholdings Paid for the Year) (DO NOT Include Penalty and Interest Payments)		\$934.67
J. Total Taxes Due or Overpaid (Item H minus Item I)		-\$51.75

Thank you. Your ACH Debit payment has been successfully submitted to the EDD.

You may view, print, or withdraw this payment by clicking on the Submissions tab from your account, clicking on Submitted, then clicking on the link to your payment. Payments must be cancelled by 3 p.m., Pacific time, one day prior to the Bank Debit Date.

Note: Your payment may display as two entries in the **Submissions** tab once processed. One entry is your submitted request and the other is your processed payment.

Payment request confirmation number is **0-610-038-880**

Paid For: Employment Tax 698-1192-5
 BUCKINGHAM PARK WATER DISTRICT
 31-Dec-2021
Paid From: UMPQUA BANK ****1586
Payment Amount: 19.84
Bank Debit Date: 19-Jan-2022
Submitted Date: 17-Jan-2022

Please review your bank statement to confirm that this transaction was successful.

You may print a copy for your records.

Thank you. Your ACH Debit payment has been successfully submitted to the EDD.

You may view, print, or withdraw this payment by clicking on the Submissions tab from your account, clicking on Submitted, then clicking on the link to your payment. Payments must be cancelled by 3 p.m., Pacific time, one day prior to the Bank Debit Date.

Note: Your payment may display as two entries in the **Submissions** tab once processed. One entry is your submitted request and the other is your processed payment.

Payment request confirmation number is **1-389-147-232**

Paid For: Employment Tax 698-1192-5
 BUCKINGHAM PARK WATER DISTRICT
 31-Dec-2021
Paid From: UMPQUA BANK *****1586
Payment Amount: 24.80
Bank Debit Date: 19-Jan-2022
Submitted Date: 17-Jan-2022

Please review your bank statement to confirm that this transaction was successful.

You may print a copy for your records.



California Employment Development Department

Main

Welcome, Nakia Foskett

[Settings \(#\)](#)

[Log Out \(#\)](#)

[Main \(javascript:;\)](#)

[Account: 698-1192-5 \(javascript:;\)](#)

[Payment Method \(javascript:;\)](#)

[e-Services Payment Request](#)

[Confirmation No.: 1-839-205-](#)

Confirmation

Confirmation

Thank you. Your ACH Debit payment has been successfully submitted to the EDD.

You may view, print, or withdraw this payment by clicking on the Submissions tab from your account, clicking on Submitted, then clicking on the link to your payment. Payments must be cancelled by 3 p.m., Pacific time, one day prior to the Bank Debit Date.

Note: Your payment may display as two entries in the Submissions tab once processed. One entry is your submitted request and the other is your processed payment.

Payment request confirmation number is 1-839-205-472

Paid For:	Employment Tax 698-1192-5 BUCKINGHAM PARK WATER DISTRICT 31-Dec-2021
Paid From:	UMPQUA BANK ****1586
Payment Amount:	12.40
Bank Debit Date:	19-Jan-2022
Submitted Date:	17-Jan-2022

Please review your bank statement to confirm that this transaction was successful.

You may print a copy for your records.

[Print](#) [Ok](#)

[Desktop](#) | [Mobile](#)

[Contact EDD](#) | [Conditions of Use](#) | [Privacy Policy](#) | [Accessibility](#) | [Site Map](#)

Copyright © 2022 State of California

QuickBooks E-Filing Confirmation

Company Name: BUCKINGHAM PARK WATER DISTRICT
EIN: 94-2518883
Submitted on: 1/17/2022
Form: Federal Form 941
QB Tracking #: 59382882214
Agency/Recipient: United States Treasury
Period: 10/1/2021 - 12/31/2021

Tax Form for EIN
94-2518883

Interview for your Form 941/Schedule B
Employer's Quarterly Federal Tax Return

Instructions: Use this interview to help you fill out your Form 941 and Schedule B (if applicable).
* QuickBooks uses your answers to complete your Form 941.

Legal Business Name

Your legal business name BUCKINGHAM PARK WATER DISTRICT

Business Name Control - E-FILERS ONLY

Your business name control. Modify value if needed (based on 'Legal Business Name' above) BUCK

Select your IRS assigned deposit schedule

To help determine if the IRS requires you to file a Schedule B, check your IRS assigned deposit schedule:

Monthly
Semi-Weekly

Note: Your selection on Form 941, page 2, line 16 determines if the IRS requires you to file a Schedule B.

Final Return - Enter the following information for your final return:

If you do not have to file returns in the future, check here
and enter the date that final wages were paid

You would not have to file returns in the future if you went out of business or stopped paying wages this quarter, for example.

Name of the person keeping the final records

Address where those final payroll records will be kept:

Street address

City

State

Zip code

Answer all that apply to you

If you are a seasonal employer, check here
Seasonal employers are not required to file Form 941 during quarters when they regularly do not have a tax liability because they have no wages. If you are a seasonal employer, checking this box notifies the IRS that you will not have to file a return for one or more quarters of the year.

Check here if NO wages are subject to social security and/or Medicare tax
Check this box only if all wages are not subject to social security and Medicare taxes. See Circular E (IRS Pub. 15) for more information on exempt wages.

Check here if you have no legal residence or principal place of business in any state

Check here if you are an exempt organization or government entity

Form **941 for 2021: Employer's QUARTERLY Federal Tax Return**
 (Rev. June 2021) Department of the Treasury — Internal Revenue Service

951121
 OMB No. 1545-0029

Employer identification number (EIN) **94-2518883**

Name (not your trade name) **BUCKINGHAM PARK WATER DISTRICT**

Trade name (if any) **Buckingham Park Water District**

Address **2880 EASTLAKE DRIVE**
 Number Street Suite or room number

KELSEYVILLE **CA** **95451-9031**
 City State ZIP code

Foreign country name Foreign province/county Foreign postal code

Report for this Quarter of 2021
 (Check one.)

1: January, February, March

2: April, May, June

3: July, August, September

4: October, November, December

Go to www.irs.gov/Form941 for instructions and the latest information.

REV 12/17/21 QBDT

Read the separate instructions before you complete Form 941. Type or print within the boxes.

Part 1: Answer these questions for this quarter.

1	Number of employees who received wages, tips, or other compensation for the pay period including: <i>June 12</i> (Quarter 2), <i>Sept. 12</i> (Quarter 3), or <i>Dec. 12</i> (Quarter 4)	1	4
2	Wages, tips, and other compensation	2	73,576.59
3	Federal income tax withheld from wages, tips, and other compensation	3	8,934.00
4	If no wages, tips, and other compensation are subject to social security or Medicare tax	<input type="checkbox"/> Check and go to line 6.	

	Column 1		Column 2	
5a	Taxable social security wages*	77,888.76 × 0.124 =	9,658.21	*Include taxable qualified sick and family leave wages for leave taken after March 31, 2021, on line 5a. Use lines 5a(i) and 5a(ii) only for wages paid after March 31, 2020, for leave taken before April 1, 2021.
5a (i)	Qualified sick leave wages*	× 0.062 =		
5a (ii)	Qualified family leave wages*	× 0.062 =		
5b	Taxable social security tips	× 0.124 =		
5c	Taxable Medicare wages & tips.	77,888.76 × 0.029 =	2,258.77	
5d	Taxable wages & tips subject to Additional Medicare Tax withholding	× 0.009 =		
5e	Total social security and Medicare taxes. Add Column 2 from lines 5a, 5a(i), 5a(ii), 5b, 5c, and 5d			5e 11,916.98
5f	Section 3121(q) Notice and Demand—Tax due on unreported tips (see instructions)			5f
6	Total taxes before adjustments. Add lines 3, 5e, and 5f			6 20,850.98
7	Current quarter's adjustment for fractions of cents			7
8	Current quarter's adjustment for sick pay			8
9	Current quarter's adjustments for tips and group-term life insurance			9
10	Total taxes after adjustments. Combine lines 6 through 9			10 20,850.98
11a	Qualified small business payroll tax credit for increasing research activities. Attach Form 8974			11a
11b	Nonrefundable portion of credit for qualified sick and family leave wages for leave taken before April 1, 2021			11b
11c	Nonrefundable portion of employee retention credit			11c

▶ You MUST complete all three pages of Form 941 and SIGN it.

Next ▶

Name (not your trade name) BUCKINGHAM PARK WATER DISTRICT	Employer identification number (EIN) 94-2518883
---	---

Part 1: Answer these questions for this quarter. (continued)

11d Nonrefundable portion of credit for qualified sick and family leave wages for leave taken after March 31, 2021	11d	<input style="width:95%;" type="text"/>
11e Nonrefundable portion of COBRA premium assistance credit (see instructions for applicable quarters)	11e	<input style="width:95%;" type="text"/>
11f Number of individuals provided COBRA premium assistance		<input style="width:150px;" type="text"/>
11g Total nonrefundable credits. Add lines 11a, 11b, 11c, 11d, and 11e	11g	<input style="width:95%;" type="text"/>
12 Total taxes after adjustments and nonrefundable credits. Subtract line 11g from line 10	12	<input style="width:95%;" type="text" value="20,850.98"/>
13a Total deposits for this quarter, including overpayment applied from a prior quarter and overpayments applied from Form 941-X, 941-X (PR), 944-X, or 944-X (SP) filed in the current quarter	13a	<input style="width:95%;" type="text" value="17,944.88"/>
13b Reserved for future use	13b	<input style="width:95%;" type="text"/>
13c Refundable portion of credit for qualified sick and family leave wages for leave taken before April 1, 2021	13c	<input style="width:95%;" type="text"/>
13d Refundable portion of employee retention credit	13d	<input style="width:95%;" type="text"/>
13e Refundable portion of credit for qualified sick and family leave wages for leave taken after March 31, 2021	13e	<input style="width:95%;" type="text"/>
13f Refundable portion of COBRA premium assistance credit (see instructions for applicable quarters)	13f	<input style="width:95%;" type="text"/>
13g Total deposits and refundable credits. Add lines 13a, 13c, 13d, 13e, and 13f	13g	<input style="width:95%;" type="text" value="17,944.88"/>
13h Total advances received from filing Form(s) 7200 for the quarter	13h	<input style="width:95%;" type="text"/>
13i Total deposits and refundable credits less advances. Subtract line 13h from line 13g	13i	<input style="width:95%;" type="text" value="17,944.88"/>
14 Balance due. If line 12 is more than line 13i, enter the difference and see instructions	14	<input style="width:95%;" type="text" value="2,906.10"/>
15 Overpayment. If line 13i is more than line 12, enter the difference		<input style="width:150px;" type="text"/> Check one: <input type="checkbox"/> Apply to next return. <input type="checkbox"/> Send a refund.

Part 2: Tell us about your deposit schedule and tax liability for this quarter.

If you're unsure about whether you're a monthly schedule depositor or a semiweekly schedule depositor, see section 11 of Pub. 15.

16 Check one: Line 12 on this return is less than \$2,500 or line 12 on the return for the prior quarter was less than \$2,500, and you didn't incur a \$100,000 next-day deposit obligation during the current quarter. If line 12 for the prior quarter was less than \$2,500 but line 12 on this return is \$100,000 or more, you must provide a record of your federal tax liability. If you're a monthly schedule depositor, complete the deposit schedule below; if you're a semiweekly schedule depositor, attach Schedule B (Form 941). Go to Part 3.

You were a monthly schedule depositor for the entire quarter. Enter your tax liability for each month and total liability for the quarter, then go to Part 3.

Tax liability: Month 1

Month 2

Month 3

Total liability for quarter Total must equal line 12.

You were a semiweekly schedule depositor for any part of this quarter. Complete Schedule B (Form 941), Report of Tax Liability for Semiweekly Schedule Depositors, and attach it to Form 941. Go to Part 3.

▶ You MUST complete all three pages of Form 941 and SIGN it.

Next ▶

Name (not your trade name) BUCKINGHAM PARK WATER DISTRICT	Employer identification number (EIN) 94-2518883
--	--

Part 3: Tell us about your business. If a question does NOT apply to your business, leave it blank.

- 17 If your business has closed or you stopped paying wages Check here, and enter the final date you paid wages ; also attach a statement to your return. See instructions.
- 18a If you're a seasonal employer and you don't have to file a return for every quarter of the year . . . Check here.
- 18b If you're eligible for the employee retention credit solely because your business is a recovery startup business Check here.
- 19 Qualified health plan expenses allocable to qualified sick leave wages for leave taken before April 1, 2021 19
- 20 Qualified health plan expenses allocable to qualified family leave wages for leave taken before April 1, 2021 20
- 21 Qualified wages for the employee retention credit 21
- 22 Qualified health plan expenses for the employee retention credit 22
- 23 Qualified sick leave wages for leave taken after March 31, 2021 23
- 24 Qualified health plan expenses allocable to qualified sick leave wages reported on line 23 24
- 25 Amounts under certain collectively bargained agreements allocable to qualified sick leave wages reported on line 23 25
- 26 Qualified family leave wages for leave taken after March 31, 2021 26
- 27 Qualified health plan expenses allocable to qualified family leave wages reported on line 26 27
- 28 Amounts under certain collectively bargained agreements allocable to qualified family leave wages reported on line 26 28

Part 4: May we speak with your third-party designee?

Do you want to allow an employee, a paid tax preparer, or another person to discuss this return with the IRS? See the instructions for details.

Yes. Designee's name and phone number

Select a 5-digit personal identification number (PIN) to use when talking to the IRS.

No.

REV 12/17/21 QBDT

Part 5: Sign here. You MUST complete all three pages of Form 941 and SIGN it.

Under penalties of perjury, I declare that I have examined this return, including accompanying schedules and statements, and to the best of my knowledge and belief, it is true, correct, and complete. Declaration of preparer (other than taxpayer) is based on all information of which preparer has any knowledge.



Sign your name here

EP ONLY-You do not need to sign this form

Print your name here

Print your title here

Date

Best daytime phone

Paid Preparer Use Only

Check if you're self-employed . . .

Preparer's name

PTIN

Preparer's signature

Date

Firm's name (or yours if self-employed)

EIN

Address

Phone

City State

ZIP code

Schedule B (Form 941):

Report of Tax Liability for Semiweekly Schedule Depositors

(Rev. January 2017)

Department of the Treasury — Internal Revenue Service

OMB No. 1545-0029

Employer identification number (EIN)

Name (not your trade name)

Calendar year (Also check quarter)

Report for this Quarter...

(Check one.)

- 1: January, February, March
- 2: April, May, June
- 3: July, August, September
- 4: October, November, December

Use this schedule to show your TAX LIABILITY for the quarter; don't use it to show your deposits. When you file this form with Form 941 or Form 941-SS, don't change your tax liability by adjustments reported on any Forms 941-X or 944-X. You must fill out this form and attach it to Form 941 or Form 941-SS if you're a semiweekly schedule depositor or became one because your accumulated tax liability on any day was \$100,000 or more. Write your daily tax liability on the numbered space that corresponds to the date wages were paid. See Section 11 in Pub. 15 for details.

Month 1

1	<input type="text" value="2,820.90"/>	9	<input type="text"/>	17	<input type="text"/>	25	<input type="text"/>
2	<input type="text"/>	10	<input type="text"/>	18	<input type="text"/>	26	<input type="text"/>
3	<input type="text"/>	11	<input type="text"/>	19	<input type="text"/>	27	<input type="text"/>
4	<input type="text"/>	12	<input type="text"/>	20	<input type="text"/>	28	<input type="text"/>
5	<input type="text"/>	13	<input type="text"/>	21	<input type="text"/>	29	<input type="text" value="2,902.02"/>
6	<input type="text"/>	14	<input type="text"/>	22	<input type="text"/>	30	<input type="text"/>
7	<input type="text"/>	15	<input type="text" value="3,538.82"/>	23	<input type="text"/>	31	<input type="text"/>
8	<input type="text"/>	16	<input type="text"/>	24	<input type="text"/>		

Tax liability for Month 1

Month 2

1	<input type="text"/>	9	<input type="text"/>	17	<input type="text"/>	25	<input type="text"/>
2	<input type="text"/>	10	<input type="text"/>	18	<input type="text"/>	26	<input type="text"/>
3	<input type="text"/>	11	<input type="text"/>	19	<input type="text"/>	27	<input type="text"/>
4	<input type="text"/>	12	<input type="text" value="2,853.74"/>	20	<input type="text"/>	28	<input type="text"/>
5	<input type="text"/>	13	<input type="text"/>	21	<input type="text"/>	29	<input type="text"/>
6	<input type="text"/>	14	<input type="text"/>	22	<input type="text"/>	30	<input type="text"/>
7	<input type="text"/>	15	<input type="text"/>	23	<input type="text"/>	31	<input type="text"/>
8	<input type="text"/>	16	<input type="text"/>	24	<input type="text" value="2,965.94"/>		

Tax liability for Month 2

Month 3

1	<input type="text"/>	9	<input type="text"/>	17	<input type="text"/>	25	<input type="text"/>
2	<input type="text"/>	10	<input type="text" value="2,863.46"/>	18	<input type="text"/>	26	<input type="text"/>
3	<input type="text"/>	11	<input type="text"/>	19	<input type="text"/>	27	<input type="text"/>
4	<input type="text"/>	12	<input type="text"/>	20	<input type="text"/>	28	<input type="text"/>
5	<input type="text"/>	13	<input type="text"/>	21	<input type="text"/>	29	<input type="text"/>
6	<input type="text"/>	14	<input type="text"/>	22	<input type="text"/>	30	<input type="text"/>
7	<input type="text"/>	15	<input type="text"/>	23	<input type="text" value="2,906.10"/>	31	<input type="text"/>
8	<input type="text"/>	16	<input type="text"/>	24	<input type="text"/>		

Tax liability for Month 3

Total liability for the quarter

Fill in your total liability for the quarter (Month 1 + Month 2 + Month 3) ▶

Total must equal line 12 on Form 941 or Form 941-SS.

Form 941-V, Payment Voucher

Purpose of Form

Complete Form 941-V if you're making a payment with Form 941. We will use the completed voucher to credit your payment more promptly and accurately, and to improve our service to you.

Making Payments With Form 941

To avoid a penalty, make your payment with Form 941 **only if**:

- Your total taxes after adjustments and nonrefundable credits (Form 941, line 12) for either the current quarter or the preceding quarter are less than \$2,500, you didn't incur a \$100,000 next-day deposit obligation during the current quarter, and you're paying in full with a timely filed return; or
- You're a monthly schedule depositor making a payment in accordance with the Accuracy of Deposits Rule. See section 11 of Pub. 15 for details. In this case, the amount of your payment may be \$2,500 or more.

Otherwise, you must make deposits by electronic funds transfer. See section 11 of Pub. 15 for deposit instructions. Don't use Form 941-V to make federal tax deposits.



Use Form 941-V when making any payment with Form 941. However, if you pay an amount with Form 941 that should've been deposited, you may be subject to a penalty. See Deposit Penalties in section 11 of Pub. 15.

Specific Instructions

Box 1—Employer identification number (EIN). If you don't have an EIN, you may apply for one online by visiting the IRS website at www.irs.gov/EIN. You may also apply for an EIN by faxing or mailing Form SS-4 to the IRS. If you haven't received your EIN by the due date of Form 941, write "Applied For" and the date you applied in this entry space.

Box 2—Amount paid. Enter the amount paid with Form 941.

Box 3—Tax period. Darken the circle identifying the quarter for which the payment is made. Darken only one circle.

Box 4—Name and address. Enter your name and address as shown on Form 941.

• Enclose your check or money order made payable to "United States Treasury." Be sure to enter your EIN, "Form 941," and the tax period ("1st Quarter 2021," "2nd Quarter 2021," "3rd Quarter 2021," or "4th Quarter 2021") on your check or money order. Don't send cash. Don't staple Form 941-V or your payment to Form 941 (or to each other).

• Detach Form 941-V and send it with your payment and Form 941 to the address in the Instructions for Form 941.

Note: You must also complete the entity information above Part 1 on Form 941.

✂ **Detach Here and Mail With Your Payment and Form 941.** ✂

Form 941-V Department of the Treasury Internal Revenue Service		Payment Voucher		OMB No. 1545-0029
1 Enter your employer identification number (EIN). 94-2518883		2 Enter the amount of your payment. ▶ Make your check or money order payable to "United States Treasury"		Dollars Cents 2,906.10
3 Tax Period		4 Enter your business name (individual name if sole proprietor). BUCKINGHAM PARK WATER DISTRICT		
<input type="radio"/> 1st Quarter	<input type="radio"/> 3rd Quarter	Enter your address. 2880 EASTLAKE DRIVE		
<input type="radio"/> 2nd Quarter	<input checked="" type="radio"/> 4th Quarter	Enter your city, state, and ZIP code; or your city, foreign country name, foreign province/county, and foreign postal code. KELSEYVILLE CA 95451-9031		

REV 12/17/21 QB

942518883 FI BUCK 01 2 202112 610

Filing and Printing Instructions

FEDERAL QUARTERLY FORM 941/SCHEDULE B

Name

BUCKINGHAM PARK WATER DISTRICT

Address

2880 EASTLAKE DRIVE

City, State, and ZIP Code

KELSEYVILLE, CA 954519031

INSTRUCTIONS FOR FILING YOUR PAYROLL TAX RETURN

Please file your federal 941 return by 01/31/2022. If filing by mail send your return to the following address:

Internal Revenue Service

P.O. Box 932100

Louisville, KY 40293-2100

Remember to sign and enter required information in the signature line.

Your balance due is greater than or equal to \$2,500. You may be required to deposit your tax liabilities using the Electronic Federal Tax Payment System (EFTPS).

See section 11 of Pub. 15 (Circular E) Employer's Tax Guide for details.

Blank lined area for additional information or notes.

Blank lined area for additional information or notes.

KEEP THIS PAGE FOR YOUR RECORDS -- DO NOT MAIL.

INWKS941

RESOLUTION NO. 22-01-01 AB-361 (**SUBSEQUENT**)

A RESOLUTION OF THE BOARD OF DIRECTORS OF THE BUCKINGHAM PARK WATER DISTRICT PROCLAIMING A LOCAL EMERGENCY PERSISTS, RE-RATIFYING THE PROCLAMATION OF A STATE OF EMERGENCY BY GOVERNOR NEWSOM'S ORDER DATED MARCH 4, 2020, AND RE-AUTHORIZING REMOTE TELECONFERENCE MEETINGS OF THE LEGISLATIVE BODIES OF BUCKINGHAM PARK WATER DISTRICT FOR THE PERIOD JANUARY 30, 2022 THRU FEBRUARY 28, 2022 PURSUANT TO BROWN ACT PROVISIONS.

WHEREAS, the Buckingham Park Water District is committed to preserving and nurturing public access and participation in meetings of the Board of Directors; and

WHEREAS, all meetings of Buckingham Park Water District's legislative bodies are open and public, as required by the Ralph M. Brown Act (Cal. Gov. Code 54950 – 54963), so that any member of the public may attend, participate, and watch the District's legislative bodies conduct their business; and

WHEREAS, the Brown Act, Government Code section 54953(e), makes provision for remote teleconferencing participation in meetings by members of a legislative body, without compliance with the requirements of Government Code section 54953(b)(3), subject to the existence of certain conditions; and

WHEREAS, a required condition is that a state of emergency is declared by the Governor pursuant to Government Code section 8625, proclaiming the existence of conditions of disaster or of extreme peril to the safety of persons and property within the state caused by conditions as described in Government Code section 8558; and

WHEREAS, a proclamation is made when there is an actual incident, threat of disaster, or extreme peril to the safety of persons and property within the jurisdictions that are within the District's boundaries, caused by natural, technological or human-caused disasters; and

WHEREAS, it is further required that state or local officials have imposed or recommended measures to promote social distancing, or, the legislative body meeting in person would present imminent risks to the health and safety of attendees; and

WHEREAS, the Board of Directors previously adopted a Resolution, Number 21-12-01 on December 21, 2021, finding that the requisite conditions exist for the legislative bodies of Buckingham Park Water District to conduct remote teleconference meetings without compliance with paragraph (3) of subdivision (b) of section 54953; and

WHEREAS, as a condition of extending the use of the provisions found in section 54953(e), the Board of Directors must reconsider the circumstances of the state of emergency that exists in the District, and the Board of Directors has done so; and

WHEREAS, emergency conditions persist in the District, specifically, the State of Emergency declared by Governor Newsom on March 4, 2020, due to COVID-19; and

WHEREAS, , the Board of Directors does hereby find that the rise in SARS-CoV-2 Delta Variant has caused, and will continue to cause, conditions of peril to the safety of persons within the District that are likely to be beyond the control of services, personnel, equipment, and facilities of the District, and desires to proclaim a local emergency and ratify the proclamation of state of emergency by the Governor of the State of California and the recommendation of the CDPH on July 28, 2021; and

WHEREAS, the Board of Directors does hereby find that the rise in SARS-CoV-2 Delta Variant has caused, and will continue to cause, conditions of peril to the safety of persons within the District that are likely to be beyond the control of services, personnel, equipment, and facilities of the District, and desires to affirm a local emergency exists and re-ratify the proclamation of state of emergency by the Governor of the State of California and the recommendation of the CDPH on July 28, 2021; and

WHEREAS, as a consequence of the local emergency persisting, the Board of Directors does hereby find that the legislative bodies of Buckingham Park Water District shall continue to conduct their meetings without compliance with paragraph (3) of subdivision (b) of Government Code section 54953, as authorized by subdivision (e) of section 54953, and that such legislative bodies shall continue to comply with the requirements to provide the public with access to the meetings as prescribed in paragraph (2) of subdivision (e) of section 54953; and

WHEREAS, Buckingham Park Water District is posting on meeting agenda's how the public may access meetings remotely.

NOW, THEREFORE, THE BOARD OF DIRECTORS OF BUCKINGHAM PARK WATER DISTRICT DOES HEREBY RESOLVE AS FOLLOWS:

Section 1. Recitals. The Recitals set forth above are true and correct and are incorporated into this Resolution by this reference.

Section 2. Affirmation that Local Emergency Persists. The Board of Directors hereby considers the conditions of the state of emergency in the District and proclaims that a local emergency persists throughout the District, and Covid-19 has caused, and will continue to cause, conditions of peril to the safety of persons within the District that are likely to be beyond the control of the services, personnel, equipment, and facilities of the District..

Section 3. Re-ratification of Governor's Proclamation of a State of Emergency. The Board hereby ratifies the Governor of the State of California's Proclamation of State of Emergency, effective as of its issuance date of March 4, 2020.

Section 4. Remote Teleconference Meetings. The General Manager and legislative bodies of Buckingham Park Water District are hereby authorized and directed to take all actions necessary to carry out the intent and purpose of this Resolution including, continuing to conduct open and public meetings in accordance with Government Code section 54953(e) and other applicable provisions of the Brown Act.

Section 5. Effective Date of Resolution. This Resolution shall take effect on January 30, 2022 and shall be effective until the earlier of (i) February 28, 2022, or such time the Board of Directors adopts a subsequent resolution in accordance with Government Code section 54953(e) (3) to extend the time during which the legislative bodies of Buckingham Park Water District may continue to teleconference without compliance with paragraph (3) of subdivision (b) of section 54953.

PASSED AND ADOPTED by the Board of Directors of Buckingham Park Water District, this 24th day of January, 2022, by the following vote:

AYES:

NOES:

ABSENT:

ABSTAIN:

Mark Boyle, President of the Board of Directors

Attest: Lori Gonzalez, Secretary to the Board of Directors

#542.50


Aqua Sierra Controls, Inc.

1650 Industrial Drive, Auburn, CA 95603
 Phone 530-823-3241 Fax 530-823-3475
 www.aquasierra.com
 accounting@aquasierra.com

Invoice Number: 32023
Invoice Date: 12/7/2021

Buckingham Park Water
 2880 Eastlake Drive
 Kelseyville, CA 95451

Buckingham Park Water
 Water Treatment Plant
 2880 Eastlake Drive
 Kelseyville, CA 95451

Ordered By: A Wonderwheel

Technician(s) Timothy Renaud

Service Date: 12/1/2021

P.O. Number: Ahimsah Wonderwheel

Due Date: 1/6/2022 Terms Net 30

Sales Rep: JIL

Job Number: Buckingham Park - D21630

QTY	DESCRIPTION	PRICE	EXTENSION
	Send CPU to Factory for Repair		
1	CPU Repair Service via Factory	2,604.00	2,604.00T
1	Shipping and handling	25.00	25.00
1	Technician to install repaired CPU	1,886.50	1,886.50

Tech Notes: Installed repaired CPU and confirmed function of whole plant.

SUBTOTAL \$4,515.50

SALES TAX \$188.79

TOTAL \$4,704.29



1650 Industrial Drive, Auburn, CA 95603
 Phone 530-823-3241 Fax 530-823-3475
 www.aquasierra.com
 accounting@aquasierra.com

7542.80
 542.50

Invoice Number: 32027
Invoice Date: 12/7/2021

Buckingham Park Water
 2880 Eastlake Drive
 Kelseyville, CA 95451

Buckingham Park Water
 Water Treatment Plant
 2880 Eastlake Drive
 Kelseyville, CA 95451

Ordered By: A Wonderwheel
 Service Date: 12/1/2021
 Due Date: 1/6/2022 Terms Net 30

Technician(s) Timothy Renaud
 P.O. Number: Ahimsah Wonderwheel
 Sales Rep: JIL

Job Number: Buckingham Park - B21631

QTY	DESCRIPTION	PRICE	EXTENSION
	Furnish CPU for PLC		
1	Furnish CPU for PLC	3,100.00	3,100.00T
1	Shipping and handling	148.05	148.05

SUBTOTAL \$3,248.05

SALES TAX \$224.75

TOTAL \$3,472.80

542.50



1650 Industrial Drive, Auburn, CA 95603
 Phone 530-823-3241 Fax 530-823-3475
 www.aquasierra.com
 accounting@aquasierra.com

Invoice Number: 31941

Invoice Date: 10/29/2021

Buckingham Park Water
 2880 Eastlake Drive
 Kelseyville, CA 95451

Buckingham Park Water
 Water Treatment Plant
 2880 Eastlake Drive
 Kelseyville, CA 95451

Ordered By: A Wonderwheel

Technician(s) Timothy Renaud

Service Date: 10/1/2021

P.O. Number: Mike Coastal Mountain

Due Date: 11/28/2021 Terms Net 30

Sales Rep: SRG

Job Number: Buckingham - D21561

QTY	DESCRIPTION	PRICE	EXTENSION
	Troubleshoot PLC Power Outage		
1	09/30/2021 Technician labor to Troubleshoot PLC following Power Outage, Includes Travel and Overtime	2,303.00	2,303.00
1	10/01/2021 Technician Labor to Continue with Troubleshooting PLC following Power Outage, Install MeanWell Power Supply, Includes Travel and Overtime	4,126.00	4,126.00
1	MeanWell 24V Power Supply	53.64	53.64T

Tech Notes: Troubleshoot PLC, Instruments - Turbidity and temp Inputs.
 Replaced 1 CPU, loaner from GE
 Replaced 1 MeanWell Power Supply
 Left Plant Running 100% Called back after 30 minutes, found PLC had halted and program erased.
 Installed program again, saw no issues.
 Need to keep a close eye on processes and PLC.

SUBTOTAL \$6,482.64

SALES TAX \$3.89

TOTAL \$6,486.53

16



Aqua Sierra Controls, Inc.

1650 Industrial Drive

Auburn CA 95603

(800) 649-4287

service@aquasierra.comwww.aquasierra.com

Work Order

Service Information

Buckingham Park Water
Water Treatment Plant
2880 Eastlake Drive
Kelseyville CA 95451

Contact: Ahimsah Wonderwhe

Phone: (707) 279-8568

Alt Contact:

(707) 900-8367

Fax:

Alt Phone:

Billing Information

Buckingham Park Water
2880 Eastlake Drive

Kelseyville CA 95451

E-Mail: admin@buckinghamparkwater.us

Order Date

9/29/2021

Route

JonathonD

Scheduled

9/29/2021

Job Name

Buckingham - D21561

 Call Ahead Confirmed

Job Type & Description

Demand Troubleshoot - PLC following Power Outage

PO

Mike Coastal Mountain

Item

Quantity

Confined Space

Gate Code

Job Notes and Instructions

Troubleshoot - PLC following Power Outage

Customer had a power outage that knocked out some inputs on one of the analog cards. The electrician replaced the card and now several cards have issues and they have not been able to recorder. The entire plant is basically down. The network card has a port fault alarm so I am not even sure you can access it remotely.

- * Troubleshoot PLC, Instruments - troubility and temp inputs.
- * Replaced lea IC695CPE305 (CPU)
- * Replaced lea 120V→24V power supply (MeanWell NDR 120-24)
- Need quote for lea (ACC400 Energy Pack), lea (IC695CPE305)(CPU) Additional and lea upgraded version of IC693ALG221 Analog Input card

Labor and workmanship is guaranteed for 30 days upon completion of each service visit. This guarantee includes labor, travel and expenses. This guarantee is null and void if the instruments in question have been tampered with or electrically damaged. Standard payment terms are net 30 days from invoice date.

Customer Signature:

Alan Mitchell

- Left plant running 100%, called back after 30 mins. found PLC halted and program erased.

- Installed program again, saw no issues.

- Need to keep a close eye on processes and PLC

IT Solutions • Instrument Service & Calibrations • SCADA • UL508 Panel Shop • Motor Controls • Design Build Pump Stations • Flow Studies & Evaluation

Auburn, California • Tyler, Texas